


# OREGON AT-A-GLANCE DISTRICT PROFILE

## Crow-Applegate-Lorane SD 66




SUPERINTENDENT: Heidi Brown | 85955 Territorial Rd, Eugene 97402 | 541-935-2100

### Students We Serve




### DEMOGRAPHICS


#### American Indian/Alaska Native




#### Asian




#### Black/African American




#### Hispanic/Latino



#### Multiracial



#### Native Hawaiian/Pacific Islander



#### White



\*

Ever English Learners



**2**  
Languages Spoken

**18%**

Students with Disabilities

**15%**

Mobile Students

**34%**

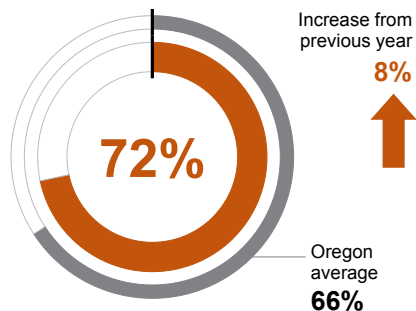
Students Experiencing Poverty

\*<10 students or data unavailable

### District Environment

#### REGULAR ATTENDERS

Students who attended more than 90% of their enrolled school days.

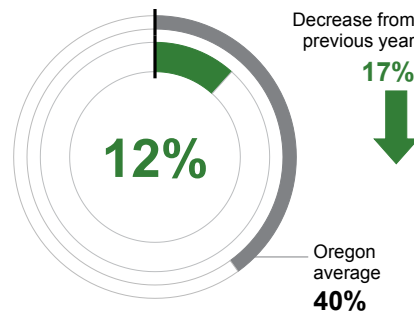


### Academic Success

#### Grade 3

#### ENGLISH LANGUAGE ARTS

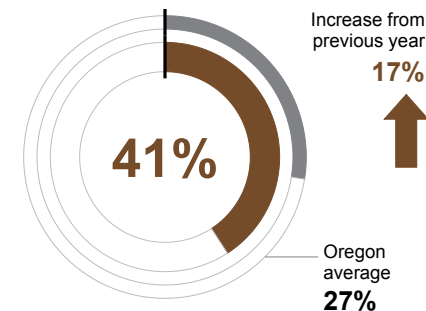
Students meeting state grade-level expectations.



#### Grade 8

#### MATHEMATICS

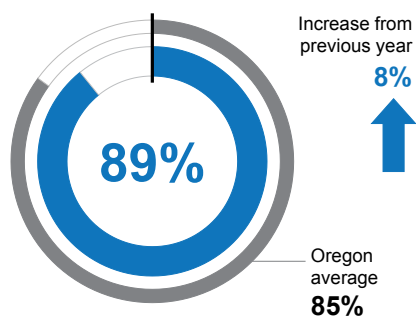
Students meeting state grade-level expectations.



### High School Success

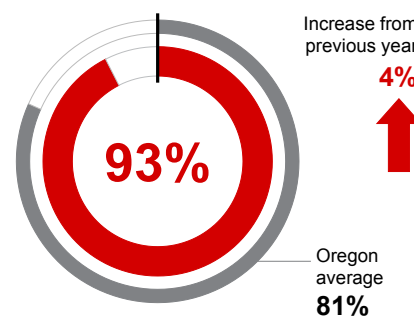
#### ON-TRACK TO GRADUATE

Students earning one-quarter of graduation credits in their 9th grade year.



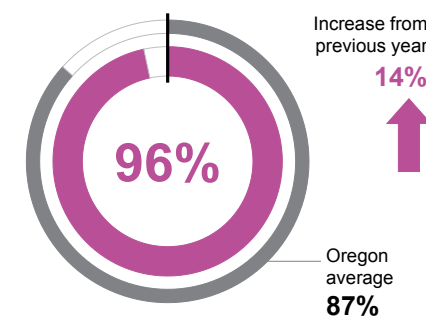
#### ON-TIME GRADUATION

Students earning a diploma within four years. Cohort includes students who were first-time ninth graders in 2019-20 graduating in 2022-23.



#### FIVE-YEAR COMPLETION

Students earning a high school diploma or GED within five years. Cohort Includes students who were first-time ninth graders in 2018-19 finishing in 2022-23.



### District Goals

The Crow-Applegate-Lorane School District has a clear vision to create a thriving school culture, ensure academic growth for all students, and support students' needs during school while preparing them for life post-graduation. We celebrate the 8% improvement in regular attenders and the 93% graduation rate - highest in Lane County. There is still work to be done to bring all students to grade-level proficiency in core academics. This year the district has reduced class sizes, invested in rigorous and engaging curriculum, and is committed to high quality instruction.

### State Goals

The Oregon Department of Education is collaborating with school districts and communities across the state to achieve a 90% on-time graduation rate by 2027. Grounded in the pillars of Academic Excellence, Belonging and Wellness, and Reimagined Accountability, ODE prioritizes evidence-based practices to boost early literacy, attendance, and student engagement. We are committed to closing opportunity and achievement gaps for marginalized students and securing long-term success for all of Oregon's learners by investing in culturally responsive practices, fostering inclusive environments and always driving for continuous improvement.



# OREGON AT-A-GLANCE DISTRICT PROFILE CONTINUED

## Crow-Applegate-Lorane SD 66

### Outcomes

#### Our Staff (rounded FTE)



**2**

Administrators



**21**

Teachers



**11**

Educational assistants



**1**

Counselors



**0**

Social Workers



**0**

Licensed Librarians



**0**

Psychologists



**91%**

% of licensed teachers with more than 3 years of experience

#### REGULAR ATTENDERS

American Indian/Alaska Native	<10 students or data unavailable
Asian	<10 students or data unavailable
Black/African American	<10 students or data unavailable
Hispanic/Latino	<10 students or data unavailable
Multiracial	70%
Native Hawaiian/Pacific Islander	<10 students or data unavailable
White	72%
Students Experiencing Poverty	55%
Ever English Learner	<10 students or data unavailable
Students with Disabilities	62%
Migrant	<10 students or data unavailable
Homeless	40%
Students in Foster Care	<10 students or data unavailable
Military Connected	<10 students or data unavailable
Talented and Gifted	<10 students or data unavailable
Female	64%
Male	79%
Non-Binary	<10 students or data unavailable

#### ON-TRACK TO GRADUATE

American Indian/Alaska Native	<10 students or data unavailable
Asian	<10 students or data unavailable
Black/African American	<10 students or data unavailable
Hispanic/Latino	<10 students or data unavailable
Multiracial	<10 students or data unavailable
Native Hawaiian/Pacific Islander	<10 students or data unavailable
White	88%
Students Experiencing Poverty	<10 students or data unavailable
Ever English Learner	<10 students or data unavailable
Students with Disabilities	<10 students or data unavailable
Migrant	<10 students or data unavailable
Homeless	<10 students or data unavailable
Students in Foster Care	<10 students or data unavailable
Military Connected	<10 students or data unavailable
Talented and Gifted	<10 students or data unavailable
Female	<10 students or data unavailable
Male	<10 students or data unavailable
Non-Binary	<10 students or data unavailable

#### Grade 3 ENGLISH LANGUAGE ARTS

American Indian/Alaska Native	<10 students or data unavailable
Asian	<10 students or data unavailable
Black/African American	<10 students or data unavailable
Hispanic/Latino	<10 students or data unavailable
Multiracial	<10 students or data unavailable
Native Hawaiian/Pacific Islander	<10 students or data unavailable
White	15%
Students Experiencing Poverty	<5%
Ever English Learner	<10 students or data unavailable
Students with Disabilities	<10 students or data unavailable
Migrant	<10 students or data unavailable
Homeless	<10 students or data unavailable
Students in Foster Care	<10 students or data unavailable
Military Connected	<10 students or data unavailable
Talented and Gifted	<10 students or data unavailable
Female	<10 students or data unavailable
Male	11%
Non-Binary	<10 students or data unavailable

#### ON-TIME GRADUATION

American Indian/Alaska Native	<10 students or data unavailable
Asian	<10 students or data unavailable
Black/African American	<10 students or data unavailable
Hispanic/Latino	<10 students or data unavailable
Multiracial	<10 students or data unavailable
Native Hawaiian/Pacific Islander	<10 students or data unavailable
White	92%
Students Experiencing Poverty	<10 students or data unavailable
Ever English Learner	<10 students or data unavailable
Students with Disabilities	<10 students or data unavailable
Migrant	<10 students or data unavailable
Homeless	<10 students or data unavailable
Students in Foster Care	<10 students or data unavailable
Military Connected	<10 students or data unavailable
Talented and Gifted	<10 students or data unavailable
Female	<10 students or data unavailable
Male	<10 students or data unavailable
Non-Binary	<10 students or data unavailable

#### Grade 8 MATHEMATICS

American Indian/Alaska Native	<10 students or data unavailable
Asian	<10 students or data unavailable
Black/African American	<10 students or data unavailable
Hispanic/Latino	<10 students or data unavailable
Multiracial	<10 students or data unavailable
Native Hawaiian/Pacific Islander	<10 students or data unavailable
White	46%
Students Experiencing Poverty	<10 students or data unavailable
Ever English Learner	<10 students or data unavailable
Students with Disabilities	<10 students or data unavailable
Migrant	<10 students or data unavailable
Homeless	<10 students or data unavailable
Students in Foster Care	<10 students or data unavailable
Military Connected	<10 students or data unavailable
Talented and Gifted	<10 students or data unavailable
Female	<10 students or data unavailable
Male	<10 students or data unavailable
Non-Binary	<10 students or data unavailable

#### FIVE-YEAR COMPLETION

American Indian/Alaska Native	<10 students or data unavailable
Asian	<10 students or data unavailable
Black/African American	<10 students or data unavailable
Hispanic/Latino	<10 students or data unavailable
Multiracial	<10 students or data unavailable
Native Hawaiian/Pacific Islander	<10 students or data unavailable
White	>95%
Students Experiencing Poverty	<10 students or data unavailable
Ever English Learner	<10 students or data unavailable
Students with Disabilities	<10 students or data unavailable
Migrant	<10 students or data unavailable
Homeless	<10 students or data unavailable
Students in Foster Care	<10 students or data unavailable
Military Connected	<10 students or data unavailable
Talented and Gifted	<10 students or data unavailable
Female	91%
Male	>95%
Non-Binary	<10 students or data unavailable