



**R**

**BEARCAT FANS'  
STATE CHAMPIONSHIP PLAYBOOK**



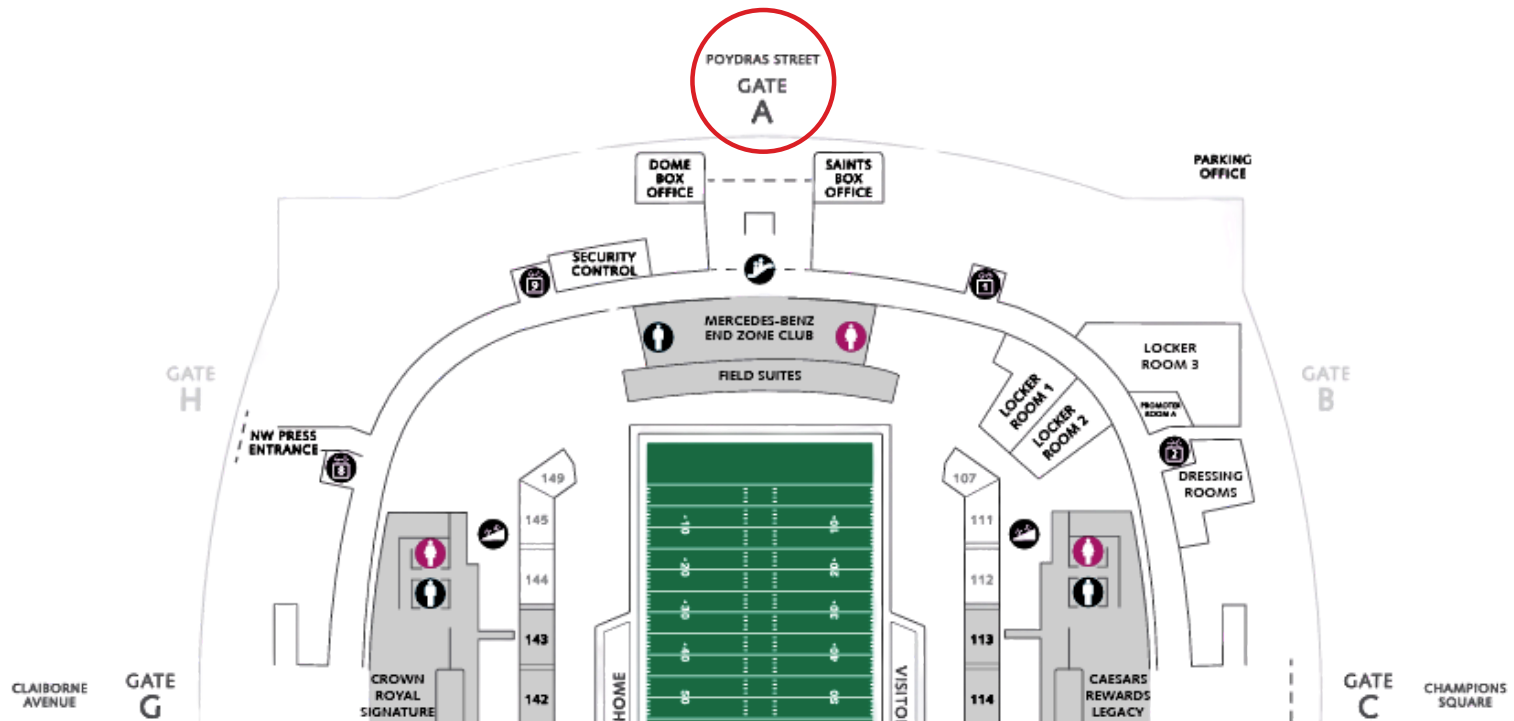


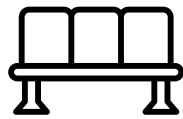
## LINK TO GET TICKETS

[TICKETMASTER.COM/EVENT/1B00636BCB73E5A6](https://TICKETMASTER.COM/EVENT/1B00636BCB73E5A6)



## ON-SITE PURCHASES: GATE A GROUND LEVEL





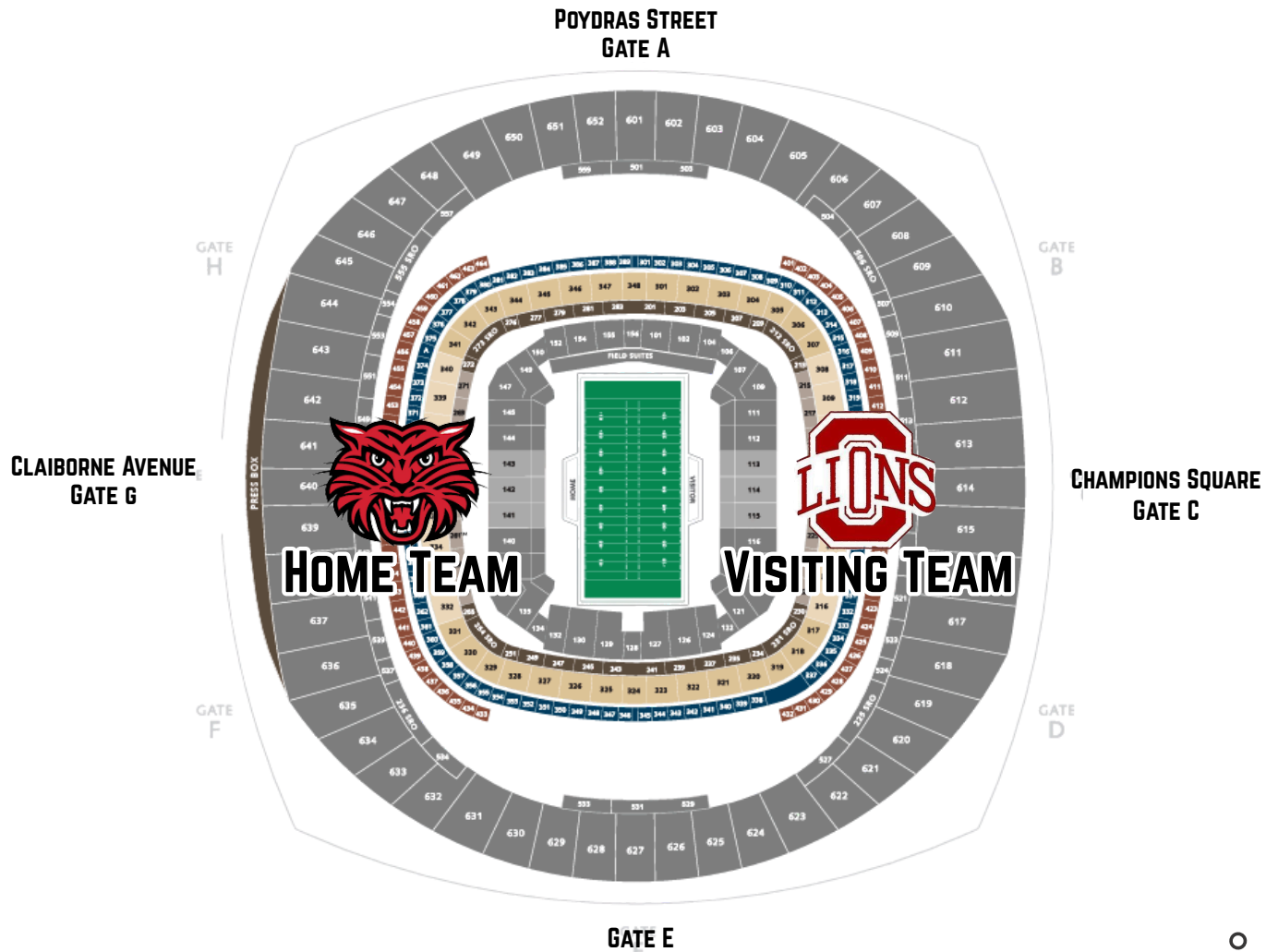
# SEATING



**HOME TEAM: RUSTON HIGH**

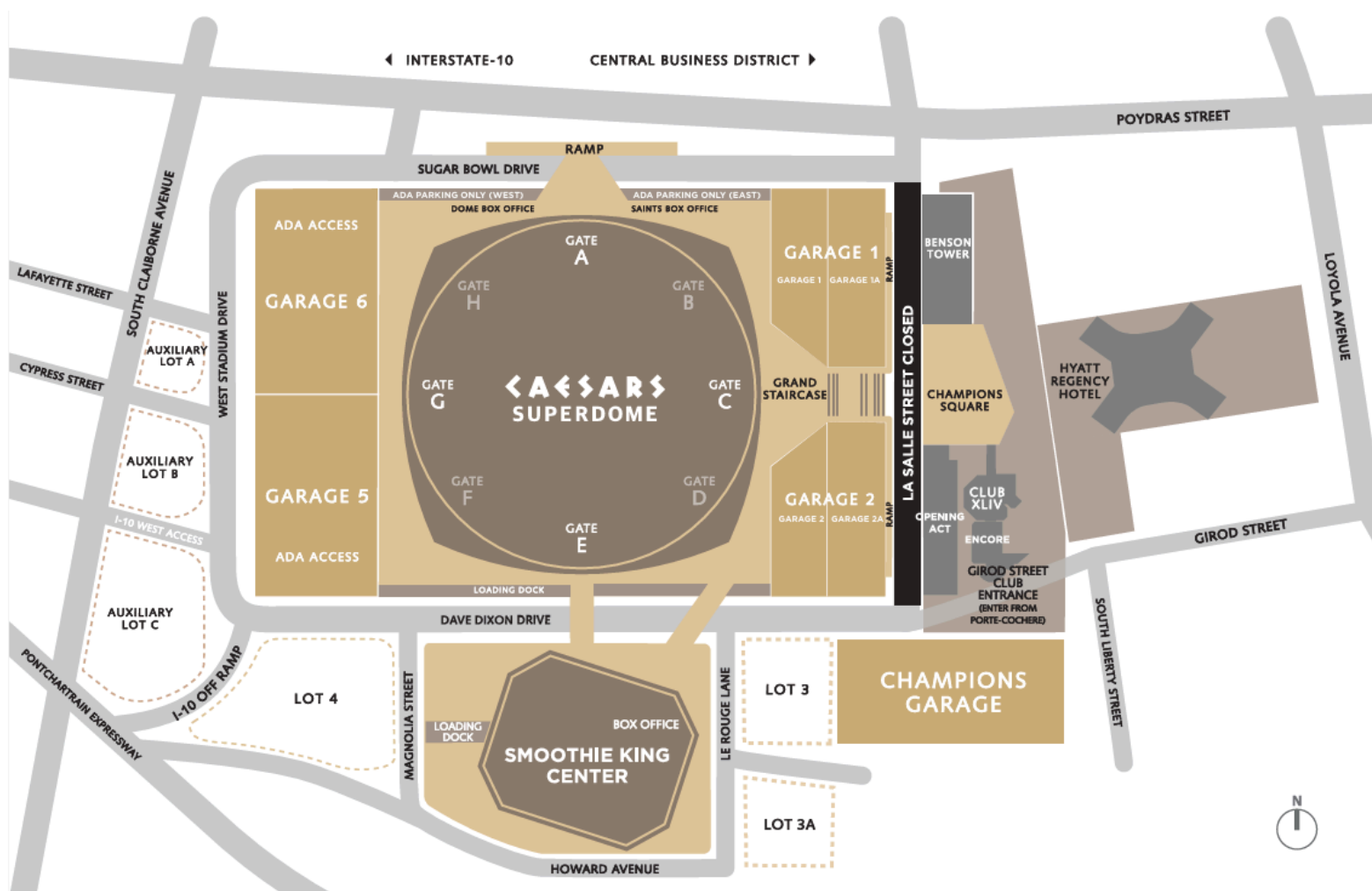


**AWAY TEAM: OUACHITA HIGH**





# PARKING



**ADVANCE PARKING IS AVAILABLE FOR PURCHASE. FANS DRIVING TO THE GAME ARE ENCOURAGED TO SECURE PRE-PAID PARKING AHEAD OF THE EVENT.**

**THIS CAN BE DONE HERE:**

**[HTTPS://EVENTPASS.JUSTPARK.COM/SUPERDOME-PARKING/LISTINGS/EVENTS](https://eventpass.justpark.com/superdome-parking/listings/events)**



Or Scan Here



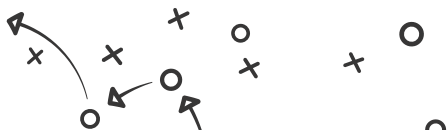
# KNOW BEFORE YOU GO!

**FOR MORE INFORMATION, VISIT THE LINK BELOW,  
WHICH INCLUDES DETAILED GUIDANCE AS WELL AS  
IMPORTANT BAG AND CAMERA POLICIES.**

**[HTTPS://WWW.CAESARSSUPERDOME.COM/EVENTS/DETAIL/LHSAAPREP-1](https://www.caesarssuperdome.com/events/detail/lhsaaprep-1)**

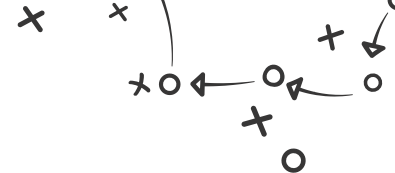


*Or Scan  
Here*





# STREAMING



## HOW TO WATCH THE GAME LIVE

1.



**NFHS NETWORK:**

**NFHSNETWORK.COM/ASSOCIATIONS/LHSAA/FOOTBALL**



Or Scan  
Here

2.



**DOWNLOAD THE LHSAA NETWORK APP**

AVAILABLE ON



**Roku**



**(INSTRUCTIONS ON THE NEXT PAGE)**





## APPLE TV

- Turn on your Apple TV
- Make sure your device is connected to the internet.
- Open the App Store
- From the home screen, select the App Store icon.
- Search for “LHSAA Network”
- Use the search bar at the top and type: LHSAA Network
- Select the LHSAA Network App
- Click on the official app from the search results.
- Download the App
- Press Get (or the cloud icon if previously downloaded).
- Open the App
- Once installed, click Open or find it on your home screen.
- Sign In / Activate
- Follow any on-screen prompts to log in or activate your device.
- Start Watching!
- Enjoy live and on-demand Louisiana high school sports.



## ROKU

- Turn on your Roku device
- Make sure it's connected to your TV and the internet.
- Go to the Roku Home Screen
- Press the Home button on your Roku remote.
- Open the Streaming Channels Menu
- Scroll down and select Streaming Channels to open the Roku Channel Store.
- Search for “LHSAA Network”
- Use the Search Channels option and type: LHSAA Network
- Select the LHSAA Network App
- Choose the app from the search results to open its details page.
- Add the Channel
- Click Add Channel to download and install it on your Roku.
- Launch the App
- Once installed, select Go to Channel or find it on your home screen.
- Activate or Sign In
- Follow any on-screen instructions to activate or sign in to your LHSAA Network account.
- Start Watching!
- Enjoy live and on-demand Louisiana high school sports coverage.



## AMAZON FIRE TV

- Turn on your Fire TV device
- Make sure it's connected to your TV and Wi-Fi network.
- Go to the Home Screen
- Press the Home button on your Fire TV remote to return to the main menu.
- Navigate to “Find” or “Search”
- Select Find (magnifying glass icon) on the menu bar, then choose Search.
- Search for “LHSAA Network”
- Use the on-screen keyboard to type: LHSAA Network
- Select the LHSAA Network App
- Choose the official app from the search results.
- Download the App
- Click Get or Download to install the app on your device.
- Open the App
- After installation, select Open to launch the app.
- (You can also find it anytime under Your Apps & Channels.)
- Sign In / Activate
- Follow any on-screen steps to activate or log in to your LHSAA Network account.
- Start Watching!
- Enjoy live and on-demand Louisiana high school sports.

