BOARD OF TRUSTEES REGULAR BOARD MEETING
GUSTINE UNIFIED SCHOOL DISTRICT
1500 MEREDITH AVENUE
GUSTINE, CA 95322
WEDNESDAY, MARCH 11, 2026
Closed Session – 6:00 p.m. Open Session – 7:00 p.m.

I. CALL TO ORDER - 6:00 p.m. – *OPEN SESSIONS OF THIS MEETING WILL BE RECORDED*

A. Roll Call

Mr. Gary Silva, President
Mr. Kevin Bloom, Clerk
Mr. Kevin Cordeiro, Board Member
Mrs. Evelin Gimlett, Board Member
Mr. Zachery Ramos, Board Member
Mr. Oscar Vergara Vazquez, Student Board Member

B. Public Comment

The public may comment on any closed-session agenda item.

II. CLOSED SESSION

A. Student Discipline

1. Student Discipline Case NO. 2025-26-2
2. Student Discipline Case NO. 2025-26-3

B. Conference With Legal Counsel - Anticipated Litigation Gov. Code § 54956.9(d)(2)

One Case.

1. Based on existing facts and circumstances, there is a significant exposure to litigation against the District. Additional information would jeopardize the District's ability to conclude existing settlement negotiations.

C. Public Employee Discipline/Dismissal/Release [Gov't Code Section 54957]

D. Conference with Labor Negotiator Bryan Ballenger, Superintendent – GRTA/CSEA (Govt. Code 54954.5 (f) pursuant to Govt. Code 54957.6)

III. RECONVENE TO OPEN SESSION

A. Pledge of Allegiance

B. Report from Closed Session

C. Revision/Ordering of Agenda

D. Adoption of Agenda

E. Disability-Related Modifications

Requests for any disability-related modification or accommodation, including auxiliary aids or services in order to participate in the public meeting, may be made by contacting the Gustine Unified School District Office at (209) 854-3784 as soon as possible. Agendas and

other writings may also be requested in alternative formats, as outlined in Section 12132 of the Americans with Disabilities Act.

IV. REPORTS AND PRESENTATIONS

A. **Student ASB Reports**
B. **Student Board Member Report – Mr. Oscar Vergara Vazquez**
C. **Board Reports**
D. **Superintendent Report**
E. **Attendance Report**

V. CONSENT AGENDA

Items under Consent are considered as a group. Only one motion is necessary to approve these items. Consent items are of a routine nature and for which the Superintendent recommends approval. In accordance with the law, the public has a right to comment on any agenda item. At the request of any member of the Board, any item of the Consent Agenda shall be removed and given individual consideration for action as a regular action item on the agenda.

A. **Personnel**
   1. Whiteaker, Emily – Resignation, ASB Clerk, GUSD
   2. Morales-Higareda, Milagros – Hire Yard Duty, GES
   3. Andrade, Yvonne – Hire Yard Duty, GES
   4. Huerta, Marcos – Resignation, Assistant Principal, GMS
   5. Mees, Dawn – Retirement, Cafeteria Lead, RES

B. **Minutes**
   1. February 10, 2026, Regular Meeting
   2. February 23, 2026, Special Meeting
   3. March 2, 2026, Special Meeting

C. **Yearly Renewals and Contracts**
   1. GoTo Communications, Inc. (Renewal)
   2. Graystep Software (Renewal)

D. **Business Services**
   1. 2025-2026 Transportation Plan
   2. 2024-2025 Audit Findings and Recommendations – Certification of Corrective Action
   3. 2024-2025 Measure P Bond Building Fund Audit Report

E. **Donations**
   1. Ingomar Packing Company - $150.00 to GHS FBLA Club
   2. Travelin Toms Coffee - $160.00 to GMS ASB

VI. INFORMATION/DISCUSSION/REPORT

A. **AG CTE Pathway Presentation** – Mr. Matt Baffunno

VII. COMMUNICATION FROM THE PUBLIC

Members of the public may bring before the Board matters that are not listed on the agenda.

The Board may refer such a matter to the Superintendent or designee or take it under advisement, but shall not take action at that time. Comments will be accepted during this time concerning any action item on the agenda. The Board will consider all comments prior to taking action on the item as listed on the agenda in the Action Item section. (Gov. Sec. 54954.3) Individual speakers shall be allowed three minutes to address the Board on each agenda or non-agenda item (BP 9323).

VIII. ACTION

A. Warrants

Recommendations:
It is recommended that the Board of Trustees ratify the warrants.

B. Second Interim

Recommendations:
It is recommended that the Board of Trustees approve the 2025-2026 Second Interim.

C. 2024-2025 Developer Fee Annual Report

Recommendations:
It is recommended that the Board of Trustees accept the 2024-2025 Developer Fee Annual Report.

D. Board Policy Updates February 2026, First Reading

Recommendations:
It is recommended that the Board of Trustees waive the first reading of Board Policy Updates February 2026.

E. Resolution No. 2025-26-23 Adopting Informal Bidding Procedures Pursuant to the Uniform Public Construction Cost Accounting Act

Recommendations:

1. It is recommended that the Board of Trustees waive the reading of Resolution No. 2025-26-23 Adopting Informal Bidding Procedures Pursuant to the Uniform Public Construction Cost Accounting Act.

2. It is recommended that the Board of Trustees approve Resolution No. 2025-26-23 Adopting Informal Bidding Procedures Pursuant to the Uniform Public Construction Cost Accounting Act.

F. Senior Graduation Cap Decoration – Class of 2026

Recommendations:
It is recommended that the Board of Trustees approve the Gustine High School Class of 2026's request to decorate their graduation caps.

G. 2026 GHS Overnight Senior Trip to Disneyland

Recommendations:
It is recommended that the Board of Trustees approve the 2026 GHS Overnight Senior Trip to Disneyland.

H. CSU Stanislaus School Administration Field Experience Agreement

Recommendations:
It is recommended that the Board of Trustees approve the CSU, Stanislaus School Administration Field Experience Agreement.

I. **Resolution 2025-26-24 Regarding Layoff of Classified Personnel**
Recommendations:
1. It is recommended that the Board of Trustees waive the reading of Resolution 2025-26-24 Regarding Layoff of Classified Personnel.

2. It is recommended that the Board of Trustees approve Resolution 2025-26-24 Regarding Layoff of Classified Personnel.

IX. ADVANCED PLANNING

A. Reg. Board Mtg. April 15, 2026 @ 7:00 p.m. @ DO
B. Reg. Board Mtg. Study Session April 29, 2026 @ 5:00 p.m. @ DO
C. Reg. Board Mtg. May 13, 2026 @ &:00 p.m. @ DO
D. Future Agenda Items

X. ADJOURN TO CLOSED SESSION (If needed)

XI. RECONVENE TO OPEN SESSION

XII. REPORT FROM CLOSED SESSION

XIII. ADJOURNMENT

REPORTS
AND
PRESENTATIONS

Romero Elementary School
13500 W. Luis Road
Santa Nella, CA 95322
(209) 854-6177 Office
(209) 826-6858 Fax

Veronica Miranda
Principal
vmiranda@gustineusd.org

Jacqueline Garcia
School Secretary
jagarcia@gustineusd.org

Mariana Franco
Bilingual Liaison
Attendance Clerk
mfranco@gustineusd.org

Jacqueline Galindo
Health Services Aide
jgalindo@gustineusd.org

Administrative Report to the Gustine Unified School District Board

March 2026

Name: Veronica Miranda – Principal

School Enrollment: 224

Monthly Highlights

Spring is in the air, and with it comes a renewed sense of energy and focus at Romero. Our second semester concluded on March 4, and report cards will be sent home on March 13. This milestone provides an important opportunity to reflect on student growth and the work ahead.

Our staff remains steadfast in our commitment to academic achievement for all students. Progress monitoring continues across every grade level to ensure timely, targeted interventions. The addition of instructional coaches and instructional paraprofessionals has expanded our capacity to analyze data thoughtfully, adjust instructional groupings, and provide more individualized support. This collaborative approach is strengthening our ability to meet students where they are and accelerate their learning.

I am also grateful for the district's continued investment in leadership development. Last week, I had the opportunity to attend a workshop led by Jonathan Alsheimer, author of School of Engagement. His message was both inspirational and affirming: engagement is not simply a strategy; it is a culture we intentionally build. His keynote challenged leaders to reflect on how we support teachers in creating classrooms where students are energized, connected, and invested in their learning. I look forward to sharing key takeaways and several of the 45 practical engagement strategies from his book at our next staff meeting.

This past week, Romero celebrated Reading for Fun Week, and the impact was evident. Students were immersed in literacy through engaging activities, including guest readers from our local middle, high schools, and district office, themed dress-up days, and classroom celebrations centered around the joy of reading. Our attendance rate averaged 95% this week, an encouraging indicator that when learning is joyful and meaningful, students show up ready to participate. There is a powerful truth in the idea that when we disguise learning with fun, engagement naturally follows.

As we move further into spring, we remain focused on strengthening connections, nurturing curiosity, and drawing students fully into the learning process.

GOOOO Patriots — let's continue to grow readers and leaders together.

Upcoming Events:

March 11 - Stuffie Sleepover

March 11 - TK & K Roundtable

March 13 - 2nd Trimester Awards @ 12:05 am

March 19 - ELAC Meeting @ 8:00 am

March 26 - Thrilly Thursday @ 1:00

March 30 - Romero Basketball Tournament @ 3:30 pm

March 31 - Reading Workshop @ 8:00 am

April 1st - Romero Basketball Tournament @ 2:00 pm

TK Affirmation Circle - Social Emotional Lesson



GMS Reading Buddies @ RES



"Home of the Red-Tailed Hawk"

Amanda Hazan-Sanchez
Principal
ahsanchez@gustineusd.org

Blaine Ball
Assistant Principal
bball@gustineusd.org

Christina Reynoso
School Secretary
creynoso@gustineusd.org

Cohinda Corona
Attendance Clerk
ccorona@gustineusd.org

Silvia Martinez
Bilingual Liaison
smartinez@gustineusd.org

Cara Oliveira
Health Services Aide
cnunes@gustineusd.org

Expect Excellence!

Gustine Elementary School
2806 Grove Avenue
Gustine, CA 95322
(209) 854-6496 Office
(209) 854-9165 Fax
https://ges.gustineusd.org/

Parent Square GESLearns

Administrative Report
Gustine Unified School District

Amanda Hazan-Sanchez, Proud Principal of **G**ustine **E**lementary **S**chool

GES is excited to provide scholars with every opportunity for academic rigor and experiences by providing a safe learning environment for every Hawk. We expect outstanding effort, and encouraging personal responsibility and mutual respect of every Scholar and all Staff.

During the busy and short month of February we were able to conduct several instructional norms visits and formal observations in classrooms at GES and a total of 265 since school started. We are excited to see the continued progress and growth that is occurring in every classroom and throughout campus.

In February we held our 4th Annual GES Speech Contest. Thank you to everyone who judged. We have three 4th grade students representing GES, and three 5th grade students representing GES at the Merced County Speech Contest

We are looking forward to the remainder of the school year and excited for all of the engaging activities that will take place!

March

1-13	Cont. ASB Sees Candy
2-6	Read Across America Week
8	Daylight Savings Time
13	GES Career Fair
26	Coffee with the Principal
27	Speech Festival (MCOE Downtown Center)
31	Spring Pictures
31	Big Smiles Dentistry

Gustine Middle School

Get ready. Maintain Respect. Show responsibility

28075 Sullivan Road
Gustine, CA 95322

Peter Duenas, Principal
Marcos Huerta, Assistant Principal

Phone: (209) 854-5030
Fax: (209) 854-9592

Administrative Report to the Gustine Unified School District

March, 2026

Name: Peter Duenas / Marcos Huerta **Position:** Principal / Assistant Principal

School Site: Gustine Middle School

School Enrollment: 6th – 8th (339 Students)

Monthly Highlights:

March 4 – College and Career Day
Gustine Middle School hosted its annual College and Career Day, providing students with the opportunity to explore a variety of postsecondary and career pathways. Participants included representatives from colleges, the Gustine Police Department, the Merced County Sheriff's Office, the Gustine Traveling Library, as well as professionals in cake decorating, hair cutting, paramedicine, and school counseling. Students engaged with presenters, asked questions, and gained valuable insight to help inform their future academic and career planning.

March 9–13 – Sixth Grade Camp
Our sixth-grade students will attend Camp Green Meadows, where they will participate in outdoor education and team-building activities that support both academic and social development.

Athletics Update
The boys' basketball season has concluded following an outstanding year of performance and sportsmanship. As we transition into the spring season, tryouts are currently underway for boys' volleyball, baseball, and track and field. We look forward to continued success in our upcoming athletic programs.

Student Assessment
Students are actively participating in ELPAC testing, with some also completing the Math Diagnostic Testing Project (MDTP) assessment. We remain committed to providing students with the tools and support needed for academic success. Continued parent encouragement and support play an important role in student achievement.

Student Activities
Our ASB students are planning the next spirit rally and upcoming school dance, continuing to foster school pride and positive student engagement.

Eighth Grade Promotion
Eighth-grade students are preparing for promotion activities. Students are being individually reviewed to ensure they are meeting the requirements outlined in their 8th Grade Promotion Contract. Participation in end-of-year events and the promotion ceremony is contingent upon meeting these established expectations.

Go Braves!

Gustine High School

Principal – Adam Cano; Assistant Principal – Stacy Lopes
Counselors - Ashley Ramirez, Daisy Zagazeta

February 20, 2026

Board Summary - March 2026

Spring Athletics
We are in full swing with our spring sports season. Baseball, softball, tennis, boys volleyball, and track are all competing, with golf beginning later this month. Our student-athletes are representing GHS with pride, commitment, and sportsmanship as they balance academics and competition.

GHS Career Day
Gustine High School will host our annual Career Day, welcoming approximately 30 colleges, local businesses, and industry partners. This event provides students with direct access to postsecondary programs, career pathways, and workforce opportunities. All students will have the opportunity to explore options, ask questions, and make meaningful connections to support their future goals.

Agriculture Program – Annual Stock Show
On March 1, our Agriculture Department hosted the annual Stock Show. Students proudly showcased the animals they have raised and cared for as they prepare for the upcoming Los Banos May Day Fair. The event highlights the dedication, responsibility, and hard work of our students, as well as the strength of our agricultural program.

WASC Accreditation Visit
From March 2-4, GHS welcomed our WASC Visiting Committee as part of our accreditation process with the Western Association of Schools and Colleges. During the visit, we shared our progress in curriculum, instruction, student supports, and school culture. The committee engaged with staff, students, and parents, and we are proud of the collective effort that showcased the work happening at GHS.

State Testing Preparation
As we look ahead, we are preparing for spring state assessments in April, including CAASPP in ELA, Math, and Science. Our English Learner students are currently participating in ELPAC testing. We are focused on supporting all students to demonstrate their learning and growth.

We appreciate the continued support of our Board of Trustees, District Office, staff, families, and community as we move through a strong and productive spring semester at GHS.

Adam Cano, Principal - Gustine High School

Barry W. Roche

Maintenance Department Report

Board of Trustees Meeting

March 2026

This month we took delivery of the Boom Lift previously approved by the Board. The Unit is now on site and being utilized by trained staff. This will improve safety and efficiency for high-access work across the district.

Warranty work has started at Romero elementary school on the doors and locks.

A heat pump replacement at the library is scheduled for this month. This will improve reliability and energy performance as we move into peak operating season.

At the high school, we are replacing the wheels on the rolling gate to restore smooth operation and ensure continued site security.

Overall, the maintenance department is operating smoothly. We are preparing for a busy cooling season and will continue to monitor plant operating systems to maintain comfort, safety and efficiency at all sites.

Angelica Escareno
Gustine Middle School
ASB President
2025-2026

March 2026 Board Report

ASB: For this month, now that Ms. Hazan is back, we are planning a school Spring Fling dance and activity evening for GMS which will be outdoors. This will include vendors, games photobooth, and a DJ. We are also trying to think of new school activities to get students more involved and increase our school culture. Another thing is we are planning 5th Grade Day, planned for May 15. We are making improvements and adjustments to past 5th Grade Days. We will be ordering them their own personal GMS spirit shirts and planning a rally for them to participate in on 5th Grade Day. We are excited to host the incoming GMS students and welcoming them with our Braves spirit!

Sports: Boys' basketball is almost done with their season. And GMS is finally starting a boys' baseball team. They have their try outs soon. We are also looking forward to the boys' volleyball season starting soon.

Nevaeh S. Graze
Gustine High School
2025 - 2026 Commissioner of Academics
Spring 2026

March 2026 Board Report

Mar 11, 2026

Good Evening GUSD Board, I am Nevaeh Graze and I hold the occupation of Commissioner of Academics for GHS...

Associated Student Body :

— ASB is ready for the Spring Season! We are actively preparing for the ASB Class of the **2026 - 2027** academic year as we are sending out ASB/Class Officer applications up until they are due on the **13th of March** for High Schoolers, whilst upcoming Freshman have until **March 27th**. For the following 8th Grade day, which will be on XXX, we will be hosting a Rally, Club Rush, School Tour, and will have multiple activities and trivia for the Class of 2030. We are really excited to welcome the new students and show them what being Gustine High School REDS is all about!

Future Farmers of America :

— The Future Farmers of America, Gustine Chapter is participating in quite a few activities this month. Some of our members who participate in Career Development Events will be attending the Modesto Junior College Field Day, Merced college field day, and the Los Banos Farm power contest this **Saturday the 14th of March**. The Gustine FFA chapter will also be having their march meeting on St. Patrick's day where there will be fun activities for our members to participate in. In addition to our

Athletics :

— As the year continues, we are starting up our major Spring sports. Pre-season games and matches have started and now we are heading into league games. Here at Gustine High School, we urge our students and athletes to aim for their future and legacy at GHS to make the greatest impact; we can't wait to recognize the improvements our athletes have made over the years!

Thank you all for your continued support at Gustine High School. Have a good rest of your evening!

Over the past month, our school has been actively involved in multiple events and activities that showed and developed our school spirit and leadership. One of the biggest highlights was the local FFA livestock show. Several of our students participated by exhibiting their animals and demonstrating the skills they have developed through months of preparation and hard work. Their dedication paid off, as multiple students earned championship and reserve champion titles in their respective categories. These accomplishments reflect not only their commitment to agriculture but also the strong support provided by our agricultural program and coaches.

In addition to the livestock show, the chapter celebrated National FFA Week with a series of fun and engaging activities. Throughout the week, students participated in dress-up days, including cowboy attire and wearing the colors of the American flag to show their pride. During breaks, students enjoyed games and activities that brought the campus together. One of the most memorable moments of the week was when students taped an agriculture teacher, Mrs. Beach, to the wall, which created plenty of excitement and laughter. The week concluded with additional celebrations during the FFA rally, where students continued to show their excitement for their organization and school.

Outside of school, a group of students participated in a peaceful protest intended to raise awareness about concerns regarding the treatment of Hispanic and immigrant communities by immigration enforcement agents. Students who attended had the commitment of demonstrating with signs and words that everyone deserves to be protected and embraced as community members.

Sports have also been important this month, with the start of several sports seasons. Our school held its first tennis match, softball game, and boys volleyball game, with some of them winning, others losing but everyone growing from each of these experiences that'll make the season unforgettable.

Several clubs on campus have also been active. The Spanish Club is launching a pupusa take-out fundraiser to support their upcoming field trip and activities.

ASB has also been busy organizing future events, including planning for the upcoming 8th Grade Day, in which middle schoolers will have the opportunity to explore the high school and all the programs and opportunities available.

Our students have also continued to achieve success at higher levels of competition. Baylor Bloom recently advanced to the next round of interviews for the California FFA State Office. We hope the best for him and will see if he gets selected at the upcoming state convention that multiple of our FFA members will attend in March.

Looking ahead, FFA students will be attending the Tulare Farm Show, where they will have the opportunity to learn more about innovations in agriculture and connect with industry professionals. Additionally, FFA members continued the meaningful tradition of participating in Read Across America by visiting local elementary schools and reading to younger students, helping promote literacy and building positive connections within the community.

Overall, this past month has been filled with achievements, community involvement, and school pride, demonstrating the many ways our students continue to make a positive impact both on campus and beyond.

CONSENT AGENDA

MINUTES

MINUTES OF THE REGULAR MEETING GOVERNING BOARD
GUSTINE UNIFIED SCHOOL DISTRICT
FEBRUARY 10, 2025

TIME AND PLACE

The regular meeting of the Gustine Unified School District Board of Education was held on Tuesday, February 10, 2026. The meeting was held in the Board Room, 1500 Meredith Avenue, Gustine, California.

CALL TO ORDER

The meeting was called to order by Board President Gary Silva at approximately 6:08 p.m. The Board went into Closed Session and reconvened to Open Session at approximately 7:14 p.m.

BOARD MEMBERS PRESENT

Mr. Gary Silva, Board President, Mr. Kevin Bloom, Mr. Kevin Cordeiro, Mrs. Evelin Gimlett, and Mr. Zachery Ramos. Student Board Member Mr. Oscar Vergara Vazquez was present during open session.

REPORT FROM CLOSED SESSION

Nothing to report

APPROVAL OF AGENDA

Mr. Ramos made a motion to approve the agenda as presented, seconded by Mrs. Gimlett. Student Representative Preferential Vote: Aye. Motion carried, 5-0.

REPORTS AND PRESENTATIONS

A. **Student ASB Reports** – RES student representatives, Ruben Ornelas and Jesus Escareno, presented their report to the Board on various ongoing activities at Romero Elementary School.

   GMS ASB Student Representatives, Angelica Escareno, presented her report to the Board on various ongoing activities at Gustine Middle School.

   GHS Student ASB Representative, Neveah Graze, presented her report to the Board on various ongoing activities at Gustine High School.

B. **Student Board Member Report – Mr. Oscar Vergara Vazquez** – He presented his report to the Board on various ongoing activities at Gustine High School.

C. **Board Reports** – Mr. Bloom attended the FFA Banquet. He said it was a success and the food was great.

   Mr. Ramos also attended the FFA Banquet. Good job to all who took part in that. He also attended the second showing of the Modesto Opera's Cinderella at GHS.

D. **Superintendent Report** – Dr. Ballenger attended some events, including the Ag Booster Dinner. It was a great night. The meal was fantastic. He also attended the CTA Annual Dinner. They had good speakers, and the food was great. Winter sports are finishing up, and

spring sports are starting. Last week, the FFA students participated in their project competition. Once again, Gustine was named the outstanding chapter. Baylor Bloom, a senior at Gustine High School, won the outstanding senior project. Congratulations to him on his accomplishment, and all the kids did really well.

E. **Attendance Report** – We have three months' worth of attendance to celebrate. For month 3, GMS had the highest attendance percentage. GES had the highest percentage for month 4, and RES had the highest percentage for month 5.

CONSENT AGENDA
Mr. Cordeiro made a motion to approve the Consent Agenda as presented, seconded by Mrs. Gimlett. Student Representative Preferential Aye. Motion carried, 5-0.

INFORMATION/DISCUSSION/REPORT

A. **Career Technical Education & FBLA Presentation** – Mr. Ward, Brooklynn Jackson, Jocelyn Rosales, Ruby Pedraza, and Kylee Lopes presented their presentation to the Board, explaining all the aspects of CTE and FBLA. It has been a great experience for the students.

B. **Mid-Year LCAP Update** - Mrs. Kim Medeiros presented the LCAP mid-year update report to the board by going over each of the indicators and goals.

COMMUNICATION FROM THE PUBLIC
None

ACTION ITEMS

A. **Warrants** – Mr. Ramos made a motion to ratify the warrants, seconded by Mr. Vergara Vazquez. Student Representative Preferential Vote: Aye. Motion carried, 5-0.

B. **2024-2025 District Audit** – Ms. Levesque presented the audit to the Board. Mrs. Gimlett made a motion to accept the 2024-2025 District Audit, seconded by Mr. Cordeiro. Student Representative Preferential Vote: Aye. Motion carried, 5-0.

C. **Gustine High School FBLA Overnight Trip to the FBLA State Leadership Conference in Anaheim, California** – Mr. Vergara Vazquez made a motion to approve the Gustine High School FBLA Organization to attend the FBLA State Leadership Conference in Anaheim, California, seconded by Mr. Ramos. Student Representative Preferential Vote: Aye. Motion carried, 5-0.

D. **GES, RES, GMS, GHS, and PHS SARCs** – Mr. Ramos made a motion to approve GES, RES, GMS, GHS, and PHS SARCs, seconded by Mrs. Gimlett. Student Representative Preferential Vote: Aye. Motion carried, 5-0.

E. **CSBA Delegate Assembly Election for 2026** – Mr. Cordeiro motioned to nominate Mr. Zachery Ramos as CSBA Delegate Assembly, seconded by Mrs. Gimlett. Student Representative Preferential Vote: Aye. Motion carried, 5-0.

F. Board Policy Updates January 2026, First and Second Readings

1. Mr. Cordeiro made a motion to waive the first reading of Board Policy Updates January 2026, seconded by Mr. Ramos. Student Representative Preferential Vote: Aye. Motion carried, 5-0.

2. Mr. Bloom made a motion to waive the second reading of Board Policy Updates January 2026, seconded by Mr. Cordeiro. Student Representative Preferential Vote: Aye. Motion carried, 5-0.

3. Mr. Ramos made a motion to approve the Board Policy Updates January 2026, seconded by Mr. Bloom. Student Representative Preferential Vote: Aye. Motion carried, 5-0.

G. Out of State Travel Request to Attend the Accelerated Ed Community Convening in Columbus, Ohio – Mrs. Gimlett made a motion to approve the Out of State Travel Request to Attend the Accelerated Ed Community Convening in Columbus, Ohio, seconded by Mr. Ramos. Student Representative Preferential Vote: Aye. Motion carried, 5-0.

H. Heat Pump Replacement-Gustine Middle School Library – Mr. Cordeiro made a motion to approve the replacement of the heat pump at Gustine Middle School Library, seconded by Mr. Vergara Vazquez. Student Representative Preferential Vote: Aye. Motion carried, 5-0.

I. Gustine High School 2026 Prom – Mr. Vergara Vazquez made a motion to approve the Gustine High School 2026 Prom to be held on the LUXE Cruises line departing from Alameda, CA., seconded by Mrs. Gimlett. Student Representative Preferential Vote: Aye. Motion carried, 5-0.

J. Surplus Outdated Textbooks and Library Books – Mr. Ramos made a motion to approve the Surplus of Outdated Textbooks and Library Books, seconded by Mr. Bloom. Student Representative Preferential Vote: Aye. Motion carried, 5-0.

K. OLM Travel and Conference to Las Vegas – Mr. Cordeiro made a motion to approve OLM Travel and Conference to Las Vegas, seconded by Mrs. Gimlett. Student Representative Preferential Vote: Aye. Motion carried, 5-0.

L. Ratification of GUSD/GRTA Tentative Agreement for 2024-2025 and 2025-2026 School Years – Mr. Ramos made a motion to approve the Ratification of the GUSD/GRTA Tentative Agreement for the 2024-2025 and 2025-2026 School Years, seconded by Mr. Cordeiro. Student Representative Preferential Vote: Aye. Motion carried, 5-0.

M. Disclosure Statement of Proposed Agreement with GRTA for the 2024-2025 and 2025-2026 School Years, Public Hearing/Approval

1. Mr. Silva opened the public hearing at 8:49 p.m. regarding the Disclosure Statement of Proposed Agreement with GRTA for the 2024-2025 and 2025-2026 School Years. There being no comments, the public hearing was closed at 8:50 p.m.

2. Mr. Ramos made a motion to approve the Disclosure of Statement of Proposed Agreement with GRTA for the 2024-2025 and 2025-2026 School Years, seconded by Mr. Bloom. Student Representative Preferential Vote: Aye. Motion carried, 5-0.

N. Disclosure Statement of Proposed Agreement with Confidential-Management-Administrator-Unrepresented Group for the 2025-2026 School Year, Public Hearing/Approval

Recommendations:

1. Mr. Silva opened the public hearing at 8:50 p.m. regarding the Disclosure Statement of Proposed Agreement with Confidential-Management-Administrator-Unrepresented Group for the 2025-2026 School Year. There being no comments, the public hearing was closed at 8:51 p.m.

2. Mrs. Gimlett made a motion to approve the Disclosure of Statement of Proposed Agreement with Confidential-Management-Administrator-Unrepresented Group for the 2025-2026 School Year, seconded by Mr. Cordeiro. Student Representative Preferential Vote: Aye. Motion carried, 5-0.

O. Articulating Boom Lift Purchase – Mr. Ramos made a motion to approve the purchase of one articulating boom lift for use by the Facilities and Maintenance Department, seconded by Mrs. Gimlett. Student Representative Preferential Vote: Aye. Motion carried, 5-0.

ADVANCED PLANNING

A. Reg. Board Mtg. March 11, 2026 @ 7:00 p.m. @ DO
B. Reg. Board Mtg. April 15, 2026 @ 7:00 p.m. @ DO
C. Reg. Board Mtg. Study Session April 29, 2026 @ 5:00 p.m. @ DO
D. Future Agenda Items
1. March 2-4, 2026 GHS WASC Accreditation
2. GES Read Across America – Board members should receive an invite

ADJOURN TO CLOSED SESSION

The Board adjourned to Closed Session at 8:54 p.m. Student Representative left the meeting at this time.

RECONVENE TO OPEN SESSION

The Board reconvened to Open Session at 9:50 p.m.

REPORT FROM CLOSED SESSION

In closed session, the Governing Board took action to issue a notice of releasing and reassigning Assistant Principals, Adult School Administrator, Expanded Learning Program Coordinator District Administrator pursuant to Education Code section 44951, effective at the end of the 2025-2026 school year, and directed the Superintendent or designee to send out appropriate legal notices. The roll call vote was as follows: 5 Ayes; 0 Noes; 0 Abstentions; 0 Absent.

In closed session, the Governing Board took action to release a non-re-elect certificated administrative employee identified by employee #1498, effective at the end of the 2025-2026 school

year, from the administrative position of assistant principal. The roll call vote was as follows: 5 Ayes; 0 Noes; 0 Abstentions; 0 Absent.

In closed session, the Governing Board took action to issue a notice of non-reelection to a probationary certificated employee identified by employee #1563 pursuant to Education Code section 44929.21, effective at the end of the 2025-2026 school year, and directed the Superintendent or designee to send out appropriate legal notices. The roll call vote was as follows: 5-Ayes; 0-Nays; 0-Abstained; 0 Absent.

ADJOURNMENT
Mr. Bloom made a motion to adjourn the meeting, seconded by Mrs. Gimlet. Motion carried, 5-0. Meeting adjourned at 9:53 p.m.

APPROVED AND ADOPTED

_____
Kevin Bloom, Clerk of the Board

MINUTES OF THE SPECIAL MEETING GOVERNING BOARD
GUSTINE UNIFIED SCHOOL DISTRICT
FEBRUARY 23, 2026

TIME AND PLACE
The special meeting of the Gustine Unified School District Board of Education was held on Monday, February 23, 2026. The meeting was held in the Board Room, 1500 Meredith Avenue, Gustine, California.

CALL TO ORDER
The meeting was called to order at approximately 5:02 p.m. by Board President Gary Silva.

BOARD MEMBERS PRESENT
Mr. Gary Silva, Board President, Mr. Kevin Bloom, Mr. Kevin Cordeiro, Mrs. Evelin Gimlett, and Mr. Zachery Ramos. Student Board Member Mr. Oscar Vergara Vazquez was absent.

COMMUNICATION FROM THE PUBLIC
Mrs. Tracy Bedford – She is in attendance on behalf of the students, staff, and parents regarding concerns with the district. Over the past three months, the district has seen alarming budget issues. Coding errors, as well as education code penalties, total more than 1.5 million. In one of the penalty findings, it stated that the district is over on three administrative positions. At the previous board meeting, it was decided to remedy this compliance finding by removing two assistant principal positions and the expanded learning program coordinator. Don't add to the issues by cutting these positions that have direct daily contact with all of the students. The vice principals help to maintain the school climate and safety. She believes that student safety and success should be the top priority, and is asking the district to consider other options. Students should not have to pay the consequences due to poor district management. She handed the board members a packet containing all the options she had come up with.

Mrs. Sarah Hansard – She is very concerned about the elimination of the vice-principal position at GES. She knows the Board has a hard decision to make to comply with the audit recommendations. She is wondering what alternatives were offered or discussed, and if anyone checked the FTE counts that were listed in the audit, because internal control has been a challenge. Also, who will be taking on those job duties?

Ms. Carlee Leon – She, too, is concerned about eliminating the vice principal position. One of the most critical reasons to retain Mr. Huerta is the consistency that he provides. She is asking to please look at the ratios and look for another viable solution.

Ms. Julie Hazan – She reminded everyone in attendance of the district's most important clientele, the students. She stated that they are constantly told that things are being done in the best interest of those students, whether that's cutting courses, moving teachers to different sites, changing teaching assignments, reducing program opportunities, reassigning classroom aides, and so on. She thinks it's way past time to put your money where your mouths are and do what is truly best for students. She can tell you with 100% certainty that cutting assistant principal positions at GES and GMS is not the answer.

Mrs. Chloe Martin – She agrees with the sentiment that the vice principal at both sites should not be cut. Mr. Ball is a gift to the district. He is professional and will always listen. She too asked the Board to reconsider cutting that position.

Mrs. Diana Andrade – She is sad that a lot of the reasons she left the district are still happening. She attended the meeting to speak about what has come to light in the last few weeks. She asked the Board Members who they worked for. The attorney spoke, saying they are not allowed to answer questions. She reminded the Board that they work for the students and the community of Gustine, not for anyone who works in the building. It's past time to hold the people accountable who need to be accountable for the children in this district. She feels that it hasn't happened over the course of several years. She hoped this board sees that and does the right thing.

Mr. Matt Baffunno – He stated that the decision that the Board makes affects every child, parent, employee, and the relationship with the district. He is asking the Board to make the best decision on whether or not to keep Mr. Grant with the high school Ag Department. Mr. Grant has served as a highly qualified welding teacher for almost two years. The Ag Department has continued to grow, and that shows the students' success. It comes down to the three CTE Pathways. It's hard to believe that no students want to take Animal Science, Intro to Ag. They are losing a few Ag Wood Classes. No more Ag Leadership, no more Intro to Ag Classes. He doesn't understand where all these kids are going now. Now, after 28 years of teaching, he is assigned to teach four periods of welding. He doesn't know anything about welding. In his opinion, this is an injustice to the students' education. He is asking the Board to make the best decisions for the program and students.

Board Member Zachery Ramos spoke up about not understanding the issue of answering Mrs. Andrade's question of what they are here for. If he gets in trouble, then he gets in trouble, but he knows their job is to be here for the students and for the staff. To make sure that staff feel seen and cared for. That the students feel cared for. He continued, stating that he wanted the teachers present to know they are here for them and the students.

Board Member Kevin Cordeiro also spoke up, saying that if he gets in trouble, he'll get in trouble with Zach. He, too, is here for the students and for the community.

CLOSED SESSION
The Board adjourned to Closed Session at 5:35 p.m.

RECONVENE TO OPEN SESSION
The Board reconvened to Open Session at 10:54 p.m.

REPORT FROM CLOSED SESSION
Due to pending litigation and district policy, we cannot provide information or comment at this time.

ADVANCED PLANNING

A. Reg. Board Mtg. March 11, 2026 @ 7:00 p.m. @ DO
B. Reg. Board Mtg. April 15, 2026 @ 7:00 p.m. @ DO
C. Future Agenda Items

ADJOURNMENT
Mr. Ramos made a motion to adjourn the meeting, seconded by Mr. Bloom. Motion carried, 5-0.
Meeting adjourned at 10:55 p.m.

APPROVED AND ADOPTED

_____
Kevin Bloom, Clerk of the Board

MINUTES OF THE SPECIAL MEETING GOVERNING BOARD
GUSTINE UNIFIED SCHOOL DISTRICT
MARCH 2, 2026

TIME AND PLACE
The special meeting of the Gustine Unified School District Board of Education was held on Monday, March 2, 2026. The meeting was held in the Board Room, 1500 Meredith Avenue, Gustine, California.

CALL TO ORDER
The meeting was called to order at approximately 5:01 p.m. by Board President Gary Silva.

BOARD MEMBERS PRESENT
Mr. Gary Silva, Board President, Mr. Kevin Bloom, Mr. Kevin Cordeiro, Mrs. Evelin Gimlett, and Mr. Zachery Ramos. Student Board Member Mr. Oscar Vergara Vazquez was absent.

COMMUNICATION FROM THE PUBLIC
None

CLOSED SESSION
The Board adjourned to Closed Session at 5:02 p.m.

RECONVENE TO OPEN SESSION
The Board reconvened to Open Session at 8:30 p.m.

REPORT FROM CLOSED SESSION
Nothing to report

ADVANCED PLANNING
- **A.** Reg. Board Mtg. March 11, 2026 @ 7:00 p.m. @ DO
- **B.** Reg. Board Mtg. April 15, 2026 @ 7:00 p.m. @ DO
- **C.** Future Agenda Items

ADJOURNMENT
Mrs. Gimlett made a motion to adjourn the meeting, seconded by Mr. Cordeiro. Motion carried, 5-0. Meeting adjourned at 8:31 p.m.

APPROVED AND ADOPTED

_____
Kevin Bloom, Clerk of the Board

YEARLY CONTRACT RENEWALS

GoTo Communications, Inc.
333 Summer Street, 5th Floor
Boston, MA 02210-1702

ORDER FORM

CONTACT INFORMATION.

Customer: Gustine School District **Address**: 1500 Meredith Ave, Gustine, CA United States, 95322-1701 **Main Contact**: Rosa Mendoza **Email**: rmendoza@gustineusd.org **Phone**: 209-854-3784 Ext. 15	**GoTo Representative**: **Name**: Breana Di Vincenzo **Email**:breana.divincenzo@goto.com **QUOTE OR OID #**: Q-1013984 **UID #**: CN-723042-1901 **Opp ID #**: 2311297324566 **Quote Date:** 02-March-2026 **Quote Expiration**: 30-April-2026

TERM & BILLING INFORMATION.

Payment Method: Credit Card
Term & Billing Frequency: 24 Months Billed Monthly

AGREEMENT.

This Order Form is governed by the terms of the Terms of Service found at https://www.goto.com/company/legal/terms-and-conditions unless: Customer has a written agreement mutually agreed upon by GoTo for such Services, in which case such written agreement will govern; or (ii) to the extent otherwise set forth in the Supplemental Terms below. The foregoing shall exclude any terms and conditions referenced on a Customer purchase order and will incorporate the Contracting Entities Table and the Service Descriptions.

Supplemental Terms: Notwithstanding anything to the contrary in the Agreement, the following supplemental Terms apply:

- By signing this Order, Customer agrees this Order is governed by GoTo's current standard terms of service referenced above. This Order supersedes any previously agreed-upon auto-renewal terms. The Service(s) herein will now auto-renew for subsequent terms ("Renewal Terms") with a term length equivalent to the term length specified in this Order, not to exceed 12 months.

- The terms and conditions of The Interlocal Purchasing System (TIPS) CONTRACT: 221003 ELECTRONICS AND APPLIANCES, GOODS AND SERVICES January 6, 2023 to January 31, 2026 apply to your purchases in this Order and supersede our standard terms referenced above. EDGAR COMPLIANCE: Yes

Purchase Order Process:
If the order is in excess of 50K USD, or this order's currency equivalent, GoTo requires a PO with the executed order in the name of the contracting entity noted above. Please complete:
Require a PO?
Requires a PO, see below:
Customer PO#: PO Expiration Date (if applicable):

SIGNATURES. By signing below, the signatory represents it is legally authorized to enter into the Agreement and agrees to be bound to all terms contained in the Agreement.

CUSTOMER: Gustine School District		If Billing Contact is different than above, please provide:
Signature:		**Billing Address**:
Name:		**Billing/Invoicing Contact**: **Telephone**: **Email**:
Title:	Customer Authorized Signatory	
Date:		

The dates shown are based on the date the quote was created by the rep and these dates will adjust based on the date the contract is signed

Service Start Date	01-Apr-2026
Contract End Date	31-March-2028

Billing Start Date	01-Apr-2026
First Invoice Date	01-April-2026

MONTHLY TOTALS:

Name	Contract Terms (Months)	Quantity	MSRP	Discount	GoTo Price	Total Price
GoToConnect Standard	24	107	USD 22.00	USD 9.05	USD 12.95	USD 1,385.65
Conference Device User- Monthly Service	24	6	USD 25.95	USD 25.95	USD 0.00	USD 0.00
Interconnected VoIP, Low Usage - Monthly Charge	24	108	USD 12.95	USD 3.00	USD 9.95	USD 1,074.60
Voice - Standard DID - Monthly Charge	24	19	USD 5.00	USD 4.75	USD 0.25	USD 4.75
					Taxes and Fees:	USD 314.91
					TOTAL AMOUNT:	USD 2,779.91

PURCHASE ORDER CONFIRMATION FORM

Please select an option below (selecting only one):

☐ 1) My company has already raised a purchase order document and is providing it along with this signed order form

☐ 2) My company does not issue purchase orders

☐ 3) In Lieu of my company's standard purchase order and
- Have obtained all necessary approvals to release funds for this purchase and
- Confirm the relevant invoice(s) can be paid without a reference to a purchase order number

☐ 4) My company has a standard purchase order and is unable to provide it right now. As a result,
- Will send the approved purchase order to GoTo within **4 business days** of signature date below.

CUSTOMER LEGAL NAME:
Gustine School District

Invoice To/Bill To ADDRESS
1500 Meredith Ave, Gustine, CA United States, 95322-1701

Billing Contact: Rosa Mendoza
Billing Phone: 209-854-3784 Ext. 15
Billing Email: rmendoza@gustineusd.org

Please ensure the Invoice To/Bill To Address in addition to the Billing Contact information above is accurate. If not, please ensure to reach out to your GoTo Sales contact and provide correct billing information.

You agree to pay the contracted Total Price as per GoTo Quote or OID Reference Number: Q-1013984

This form is issued under the terms and conditions of the following agreement between the parties:

EXCEPT AS EXPRESSLY SET FORTH HEREIN, BY SIGNING AND RETURNING THIS ORDER TO GOTO, YOU CONFIRM THIS IS AN ORDER FOR THE GOTO SERVICE(S) LISTED HEREIN AND AGREE TO THE TERMS OF SERVICE https://www.goto.com/company/legal/terms-and-conditions WHICH APPLY TO YOUR CONTINUED USE OF ALL SERVICES AND SHALL PREVAIL OVER ANY TERMS OTHERWISE REFERENCED IN A PURCHASE ORDER.

graystep software

Invoice

Date	Invoice #
7/1/2024	371300

Corporate Headquarters
4671 Golden Foothill Pkwy., Ste 101
El Dorado Hills, CA 95762

Website: https://graystep.com/contact.html

Bill To:	Ship To:
Gustine High School 501 North Ave. Gustine CA 95322 United States	Gustine High School 501 North Ave. Gustine CA 95322 United States

Terms	Due Date	PO #	Memo
	7/1/2024		

Item	Quantity	Description	Rate	Amount	Tax
GS-ASBWorks-HS	1	Annual license for July 1, 2024 to June 30, 2025	1,437.00	1,437.00	
			Total	$1,437.00	

Preferred Payment Method: ACH / Wire
Bank: TD Bank, N.A.
Account Title: GRAY STEP SOFTWARE, LLC
Account: 4469861920 / Routing: 026013673
Please email remittance detail to: gsaccounting@kevgroup.com

Credit card payment: https://asbworks.myschoolcentral.com

Cheques, mail to:
TD Bank / Gray Step Software, Inc.
LB 2712 - PO Box 95000
Philadelphia, PA 19195-0001

BUSINESS SERVICES

25-26 Transportation Plan

Home-to-School (HTS) Transportation Reimbursement was implemented by Assembly Bill (AB) 181 (Chapter 52, Statutes of 2022) and amended by AB 185 (Chapter 571, Statutes of 2022). It provides reimbursement funding for school districts and county offices of education (COEs) based on the prior year eligible transportation expenditures and prior year Local Control Funding Formula (LCFF) transportation related add-on funding.

Home-to-School Transportation Reimbursement funding is provided to assist school districts, transportation agencies, and school transportation operators in providing the safest and most efficient transportation services for their passengers and customers.

The District initiated a survey in 2023-24 that gathered all stakeholder input. In addressing the concerns of parents, students and staff, the District contracted with First Student to provide home-to-school transportation services.

This report summarizes current year budget as of this report.

GUSTINE UNIFIED SCHOOL DISTRICT
Transportation Plan
2025-26

Transportation Services:

1. Enter description of transportation services offered to pupils, and how it will prioritize planned transportation services for pupils in transitional kindergarten, kindergarten, and any of grades 1 - 6 inclusive and pupils who are low income. Plan may provide for the LEA to partner with municipally owned transit system to provide services to middle and high school students. An LEA may provide no-cost transit passes to students.

At Gustine Unified School District (GUSD) Transportation services are offered to students in transitional Kindergarten thru 12th grade who live outside our walking boundries as per our board policy.

2. Enter description of LEA's transportation services that would be accessible to pupils with disabilities, and homeless children and youth.

GUSD provides transportation for all students with disabilities through contracted services with Merced County Office of Education as well as First Student. Homeless students are also provided transportation if qualified.

3. Enter description of how unduplicated pupils, would be able to access available home-to-school transportation at no-cost to the pupils.

GUSD does not have a policy to charge students for home-to-school transportation and provides these services free of charge.

Consultations:

Enter description of the required plan consultation with classified staff, teachers, school administrators, regional local transit authorities, local air pollution control districts and air quality management districts, parents, pupils and other stakeholders.

GUSD consulted with community partners in 2023-24 through sharing the draft transportation plan and seeking input through a survey open to parents/guardians, students, staff, and community members. This survey had 51 responses which included 40 parent/guardian, 10 staff, 1 student, and 0 community member participation. Input was collected from all grade levels with the highest from 6th grade and 11th grade. 47% of the survey respondents had students who currently use GUSD transportation services and 31% do not. Twelve percent were not bus riders due to not having routes in their area or lack of consistent routes. The remaining percent did not ride the bus because they are staff members or other reasons. The district leadership team also met to discuss the plan and provide additional input. **Many of concerns have been addressed through the contracted services currently provided.**

The majority of the survey input focused around providing consistent, regular routes that families can depend on. Many respondents commented that routes are often cancelled creating a hardship in students getting to school. This was discussed in all three questions. In order for the district to prioritize services for pupils in grades TK through 6 and low income input was to create consistent routes and prioritize based on distance and ability to get to school for students who live too far to walk. Some additional suggestions are to provide van services and reasonable pick up times so students do not need to be on the bus so long. Several commented that all students should receive transportation if there is a need. **Many of the concerns have been addressed and the contracted services with First Student has improved the services for our students.**

In response to how the district can provide transportation services that are accessible to pupils with disabilities, and homeless children and youth, the top input was focused around training drivers to understand the needs of students with disabilities and provide consistent and reliable routes. Other feedback was ensuring that the buses are equipped with heating and air conditioning for students with disabilities due to health issues. Another suggestion was to equip buses with wifi and cameras to supervise students, monitor safety, and prevent bullying. **The contracted services with First Student is providing appropriate transportation services for all students and our in-house buses which are being used by First Student are equiped with cameras and other safety devices.**

The final question was how can the district prioritize access to free home-to-school transportation for unduplicated pupils (low income families, English learners, or foster youth): Suggestions included increasing the number of drivers and buses. Create regular routes that are not too far from the students' homes. Families would also like to extend the hours that busing is offered to students. Another suggestion was to reassess routes to find the most efficient way to get students to school to ensure that they are able to learn. **First Student contracted services is providing excellent transportation services to our students**.

Revenue Calculation	
Total 2025-26 Transportation Expenses (Function 3600)	823,224.00
Less Capital Outlay (object 6XXX, Function 3600)	-
Less Nonagency Expenditures (Goal 7110,7150, Function 3600)	-
Estimated 60% Reimbursement	493,934.40
Less 2021-22 Transportation add-on (from LCFF Calculator)	175,529.00
Total Revenue (Object 8590, Resource 0000)	318,405.40
Expenditures and Other Financing Uses	
2000-2999 - Classified Salaries	37,813.00
3000-3999 - Employee Benefits	24,727.00
4000-4999 - Books and Supplies	3,051.00
5000-5999 - Services and other Operating Expenditures	757,633.00
6000-6999 - Capital Outlay	-
7000-7999 - Other Outgo	-
Total Expenditures	**823,224.00**

The Transportation plan and revenue calculations were developed in accordance with Education Code Sections 39800.1 and 41850.1.

2024-2025 Audit Findings and Recommendations – Certification of Corrective Action

Pursuant to EC Section 41020(i), the county is required to review and ensure resolution of audit exceptions related to attendance, inventory of equipment, internal control, miscellaneous items, and teacher misassignments. Pursuant to EC Section 44258.9, information reported on the school accountability report card pursuant to EC Section 33126, and the use of instructional materials program funds including the reporting requirements for the sufficiency of textbooks and instructional materials.

The Certification of Corrective Action and documents attached contain the response that will be submitted to Merced County Office of Education to resolve the audit finding.

The attached documentation illustrates the steps the district has taken to resolve this finding and implement all of the auditor's recommendations. The Business Office of Gustine Unified School District welcomes the opportunity to implement measures of continuous improvement.

We recommend the Board approve the Certification of Corrective Action.

Linda Levesque

Fiscal Consultant

Certification of Corrective Action

Audit Findings and Recommendations for Fiscal Year 2024-25

District Name: Gustine Unified School District

District Contact Name: Bryan Ballenger, Superintendent **Phone:** 209-854-3784

X **2024-25 Certification of Corrective Action**

Certification of Corrective Action is hereby filed by the governing board of the Gustine Unified School District.

	3/11/2026
Clerk/Secretary of the Governing Board	**Date of Meeting**

X **2024-25 Certification of Corrective Action**

The Superintendent certifies that all corrective action(s) specified in the attached page(s) have been reviewed by the Gustine Unified School District Governing Board and assures that corrective procedures have been implemented and will be used in the ensuing years.

	3-11-26
District Superintendent	**Date**

Submit the Certification of Corrective Action form by March 15

To

Finance@mcoe.org

Audit Findings & Recommendations

Fiscal Year 2024-25

District Name: Gustine Unified School District

[X] 2024-25 Audit Report contained Audit Findings

Complete one page per Audit Finding and describe specific corrective action used in resolving audit finding. You will need to provide **ALL documentation** that supports the specific action taken toward resolving the finding; i.e. copies of amended reports, corrective action plans, etc. If audit finding was not resolved, explain specifically why this audit finding was not resolved.

Audit Finding has been Resolved/Unresolved: Unresolved Five Digit Code: 30000 Page #: 77

Finding Type: Internal Control

Description of Audit Finding

#2025-001 Insufficient controls over student body activities. Uncleared transactions that have remained on the bank reconciliation for Gustine High School.

CPA's Recommendation

Recommendation that all ASB bank accounts be reconciled on a monthly basis and uncleared items explained sufficiently. The District should provide each student body account clerk with the latest FCMAT Associated Student Body Accounting Manual & Desk Reference and reinforce the importance for sound internal control procedures to be implemented.

Why, specifically is there a problem solving this audit finding? # of attachments 2

This is work in progress as we are clearing old uncleared items as mentioned. We cannot fully implement the procedures until the new CBO is hired. Partially implemented.

Clerk/Secretary of the Governing Board

3/11/2026
Date

Submit the Audit Findings & Recommendations form by March 15

To

Finance@mcoe.org

GUSTINE UNIFIED SCHOOL DISTRICT

2024-25 AUDIT FINDING AND RECOMMENDATIONS

Audit Finding #2025-001

Fiscal Consultant, Linda Levesque, has met with Emily Whiteaker, ASB Account Clerk. They reviewed all outstanding items on the bank reconciliations. Emily was directed to send letters to all recipients who had not cleared checks. While some of these were a few years old, due diligence was completed to ensure transparency. Due to the age of some of the items it was not clear whether they may have been double entries so this method was our only option.

Each recipient was given two weeks to respond to the letter. As of March 2, 2026, only a handful had responded. Per the letter, any non-responsive recipient funds will be swept to the originator's account or to general student body if that club was no longer in effect.

Upon the hiring of the new CBO, this person will be responsible for bank reconciliations which will be the separation of duties that will allow complete oversight for checks and balances.

Gustine
UNIFIED
SCHOOL DISTRICT

Romero Elementary • Gustine Elementary • Gustine Middle • Gustine High • Pioneer High

02/10/2026

Dear Hughson High School,

During our annual audit, we identified check/s that have not yet been cleared.

Check # 6659

Please return the original check so that we can issue a replacement. We ask that the check be mailed back to us no later than two weeks from the date of this notice. If we do not hear back from you within this timeframe, the check will be voided.

If you have any questions or believe this notice was sent in error, please let us know. Thank you for your prompt attention to this matter.

Sincerely,

Emily Whiteaker

ewhiteaker@gustineusd.org

209-854-6414 EXT: 408

ASB Clerk

Audit Findings & Recommendations

Fiscal Year 2024-25

District Name: Gustine Unified School District

[X] 2024-25 Audit Report contained Audit Findings

Complete one page per Audit Finding and describe specific corrective action used in resolving audit finding. You will need to provide **ALL documentation** that supports the specific action taken toward resolving the finding; i.e. copies of amended reports, corrective action plans, etc. If audit finding was not resolved, explain specifically why this audit finding was not resolved.

Audit Finding has been Resolved/Unresolved: Unresolved **Five Digit Code:** 30000 **Page #:** 78

Finding Type: Internal Control

Description of Audit Finding

#2025-002 Lack of proper internal controls over prior year accounts receivables and payables not being cleared or reversed within one year or properly recording ending balances.

CPA's Recommendation

Recommendation to implement procedures to ensure prior year accounts receivables and accounts payables are cleared or reversed within one year and to properly record ending balances in accordance with generally accepted accounting principles. In addition, year end closing entries should be posted to include accounts receivable accruals.

Why, specifically is there a problem solving this audit finding? **# of attachments** 0

This is not implemented as the District is in the process of hiring a new CBO as well as restructuring the business office so that a secondary person can ensure these entries are completed.

Clerk/Secretary of the Governing Board

3/11/2026
Date

Submit the Audit Findings & Recommendations form by March 15

To

Finance@mcoe.org

Audit Findings & Recommendations

Fiscal Year 2024-25

District Name: Gustine Unified School District

[X] 2024-25 Audit Report contained Audit Findings

Complete one page per Audit Finding and describe specific corrective action used in resolving audit finding. You will need to provide ALL documentation that supports the specific action taken toward resolving the finding; i.e. copies of amended reports, corrective action plans, etc. If audit finding was not resolved, explain specifically why this audit finding was not resolved.

Audit Finding has been Resolved/Unresolved: Unresolved Five Digit Code: 30000 Page #: 79

Finding Type: Internal Control

Description of Audit Finding

#2025-003 Inadequate controls and monitoring over the cash receipt cycle.

CPA's Recommendation

Recommendation the District implement procedures to ensure that cash receipts are deposited within a one month period of collection. Also, provide training to staff in order to ensure that proper supporting documentation is being kept for each receipts and is alsoo coded properly.

Why, specifically is there a problem solving this audit finding? # of attachments 0

This is not implemented as the District is in the process of hiring a new CBO as well as restructuring the business office so that a secondary person can ensure these entries are completed.

Clerk/Secretary of the Governing Board

3/11/2026
Date

Submit the Audit Findings & Recommendations form by March 15

To
Finance@mcoe.org

Audit Findings & Recommendations

Fiscal Year 2024-25

District Name: Gustine Unified School District

[X] 2024-25 Audit Report contained Audit Findings

Complete one page per Audit Finding and describe specific corrective action used in resolving audit finding. You will need to provide ALL documentation that supports the specific action taken toward resolving the finding; i.e. copies of amended reports, corrective action plans, etc. If audit finding was not resolved, explain specifically why this audit finding was not resolved.

Audit Finding has been Resolved/Unresolved: Resolved **Five Digit Code:** 40000 **Page #:** 81

Finding Type: State Compliance

Description of Audit Finding

#2025-004 The District adopted the Transportation Plan on April 8, 2025 and missed the April 1st deadline.

CPA's Recommendation

Recommendation the District ensures the plan is approved by April 1st each year.

Audit finding was resolved as follows: (please attach backup) **# of attachments** 1

The Superintendents office has placed the approval of the plan on March of each year to ensure compliancy. The 2025-26 plan is on the March 11, 2026 agenda for approval. Attached is the plan.

Clerk/Secretary of the Governing Board

3/11/2026
Date

Submit the Audit Findings & Recommendations form by March 15

To

Finance@mcoe.org

GUSTINE UNIFIED SCHOOL DISTRICT
Transportation Plan
2025-26

Transportation Services:

1. Enter description of transportation services offered to pupils, and how it will prioritize planned transportation services for pupils in transitional kindergarten, kindergarten, and any of grades 1 - 6 inclusive and pupils who are low income. Plan may provide for the LEA to partner with municipally owned transit system to provide services to middle and high school students. An LEA may provide no-cost transit passes to students.

At Gustine Unified School District (GUSD) Transportation services are offered to students in transitional Kindergarten thru 12th grade who live outside our walking boundries as per our board policy.

2. Enter description of LEA's transportation services that would be accessible to pupils with disabilities, and homeless children and youth.

GUSD provides transportation for all students with disabilities through contracted services with Merced County Office of Education as well as First Student. Homeless students are also provided transportation if qualified.

3. Enter description of how unduplicated pupils, would be able to access available home-to-school transportation at no-cost to the pupils.

GUSD does not have a policy to charge students for home-to-school transportation and provides these services free of charge.

Consultations:

Enter description of the required plan consultation with classified staff, teachers, school administrators, regional local transit authorities, local air pollution control districts and air quality management districts, parents, pupils and other stakeholders.

GUSD consulted with community partners in 2023-24 through sharing the draft transportation plan and seeking input through a survey open to parents/guardians, students, staff, and community members. This survey had 51 responses which included 40 parent/guardian, 10 staff, 1 student, and 0 community member participation. Input was collected from all grade levels with the highest from 6th grade and 11th grade. 47% of the survey respondents had students who currently use GUSD transportation services and 31% do not. Twelve percent were not bus riders due to not having routes in their area or lack of consistent routes. The remaining percent did not ride the bus because they are staff members or other reasons. The district leadership team also met to discuss the plan and provide additional input. **Many of concerns have been addressed through the contracted services currently provided.**

The majority of the survey input focused around providing consistent, regular routes that families can depend on. Many respondents commented that routes are often cancelled creating a hardship in students getting to school. This was discussed in all three questions. In order for the district to prioritize services for pupils in grades TK through 6 and low income input was to create consistent routes and prioritize based on distance and ability to get to school for students who live too far to walk. Some additional suggestions are to provide van services and reasonable pick up times so students do not need to be on the bus so long. Several commented that all students should receive transportation if there is a need. **Many of the concerns have been addressed and the contracted services with First Student has improved the services for our students.**

In response to how the district can provide transportation services that are accessible to pupils with disabilities, and homeless children and youth, the top input was focused around training drivers to understand the needs of students with disabilities and provide consistent and reliable routes. Other feedback was ensuring that the buses are equipped with heating and air conditioning for students with disabilities due to health issues. Another suggestion was to equip buses with wifi and cameras to supervise students, monitor safety, and prevent bullying. **The contracted services with First Student is providing appropriate transportation services for all students and our in-house buses which are being used by First Student are equiped with cameras and other safety devices.**

The final question was how can the district prioritize access to free home-to-school transportation for unduplicated pupils (low income families, English learners, or foster youth): Suggestions included increasing the number of drivers and buses. Create regular routes that are not too far from the students' homes. Families would also like to extend the hours that busing is offered to students. Another suggestion was to reassess routes to find the most efficient way to get students to school to ensure that they are able to learn. **First Student contracted services is providing excellent transportation services to our students**.

Revenue Calculation	
Total 2025-26 Transportation Expenses (Function 3600)	823,224.00
Less Capital Outlay (object 6XXX, Function 3600)	-
Less Nonagency Expenditures (Goal 7110,7150, Function 3600)	-
Estimated 60% Reimbursement	493,934.40
Less 2021-22 Transportation add-on (from LCFF Calculator)	175,529.00
Total Revenue (Object 8590, Resource 0000)	318,405.40
Expenditures and Other Financing Uses	
2000-2999 - Classified Salaries	37,813.00
3000-3999 - Employee Benefits	24,727.00
4000-4999 - Books and Supplies	3,051.00
5000-5999 - Services and other Operating Expenditures	757,633.00
6000-6999 - Capital Outlay	-
7000-7999 - Other Outgo	-
Total Expenditures	**823,224.00**

The Transportation plan and revenue calculations were developed in accordance with Education Code Sections 39800.1 and 41850.1.

Audit Findings & Recommendations

Fiscal Year 2024-25

District Name: Gustine Unified School District

[X] 2024-25 Audit Report contained Audit Findings

Complete one page per Audit Finding and describe specific corrective action used in resolving audit finding. You will need to provide **ALL documentation** that supports the specific action taken toward resolving the finding; i.e. copies of amended reports, corrective action plans, etc. If audit finding was not resolved, explain specifically why this audit finding was not resolved.

Audit Finding has been Resolved/Unresolved: Unresolved **Five Digit Code:** 61000 **Page #:** 82

Finding Type: Classroom Teacher Salaries

Description of Audit Finding

#2025-005 The District did not meet the minimum percentage of requirement of 55% for classroom teachers/instructional expenditures.

CPA's Recommendation

Recommendation that in the future, the District monitor their expenses towards salaries and benefits of classroom teachers to meet requirements.

Why, specifically is there a problem solving this audit finding? **# of attachments** 0

The District will request an exemption due to the influx of one-time funds as well as ensure proper accounting is enforced.

Clerk/Secretary of the Governing Board

3/11/2026
Date

Submit the Audit Findings & Recommendations form by March 15

To

Finance@mcoe.org

Audit Findings & Recommendations

Fiscal Year 2024-25

District Name: Gustine Unified School District

[X] 2024-25 Audit Report contained Audit Findings

Complete one page per Audit Finding and describe specific corrective action used in resolving audit finding. You will need to provide **ALL documentation** that supports the specific action taken toward resolving the finding; i.e. copies of amended reports, corrective action plans, etc. If audit finding was not resolved, explain specifically why this audit finding was not resolved.

Audit Finding has been Resolved/Unresolved: Resolved **Five Digit Code:** 40000 **Page #:** 83

Finding Type: State Compliance

Description of Audit Finding

#2025-006 The District did not verify that the annual certification was submitted by June 30, 2025 or that it was board approved by September 30th.

CPA's Recommendation

Recommendation the District request a waiver with CDE and filing the 2025-26 annual certification along with proper board approvals.

Audit finding was resolved as follows: (please attach backup) **# of attachments** 1

The Superintendent's office has created a tickler file for all required documents and filings to ensure that all parties adhere to the deadlines.

Clerk/Secretary of the Governing Board

3/11/2026
Date

Submit the Audit Findings & Recommendations form by March 15

To

Finance@mcoe.org

BOARD OF EDUCATION
MONTHLY
ACTION ITEMS REQUIRED

JANUARY	**JULY**
Annual Audit Report	
	AUGUST
FEBRUARY	Swearing In New Student Board Member
SARCs - Due Feb. 1st posted on Website	Merced County Schools Insurance Group Resolution
MARCH	**SEPTEMBER**
Second Interim Report	Unaudited Actuals
CBET Application	Gann Limit Resolution/Public Hearing
Transportation Plan	Sufficiency of Instructional Materials/Public Hearing
Safety Plans	MCOE Insurance Group Resolution
APRIL	
MAY	**OCTOBER**
End of Year Transfers	Board Policy 0411 (CBO)
Summer School	
Summer Projects	**NOVEMBER**
	Williams & FIT Reports (if available) (under Reports)
JUNE, First Meeting	
Budget Public Hearing	
Declaration of Need for fully qualified educators	
LCAP	**DECEMBER**
School Site Plans - SPSA's	Annual Board Organization: (Swearing in of new board members following election)
Con App, Part I	
	Election of Board Officers
	Establish Calendar of meeting dates
JUNE, Second Meeting	Verification of signatures
Budget Adoption	First Interim Report
Prop 28 Annual Report (Music & Art)	Financing Corporation Meeting

Updated: 3/2/2026

Audit Findings & Recommendations

Fiscal Year 2024-25

District Name: Gustine Unified School District

[X] **2024-25 Audit Report contained Audit Findings**

Complete one page per Audit Finding and describe specific corrective action used in resolving audit finding. You will need to provide **ALL documentation** that supports the specific action taken toward resolving the finding; i.e. copies of amended reports, corrective action plans, etc. If audit finding was not resolved, explain specifically why this audit finding was not resolved.

Audit Finding has been Resolved/Unresolved: Unresolved **Five Digit Code:** 10000 **Page #:** 84

Finding Type: Attendance

Description of Audit Finding

#2025-007 The District P2 and PAnnual Attendance Reporting had variances between the submittal and internal attendance calculations and summaries.

CPA's Recommendation

Recommendation that the District implement stronger internal controls over attendance reporting, including formal reconciliation procedures between attendance records, internal summaries, and state attendance reports. In addition, management should ensure that attendance reports are independently reviewed prior to submission to verify the accuracy of ADA calculations by grande span and reporting period.

Why, specifically is there a problem solving this audit finding? **# of attachments** 0

The District is currently hiring a CBO and is restructuring so the checks and balances can occur. The District will revise P2.

Clerk/Secretary of the Governing Board

3/11/2026
Date

Submit the Audit Findings & Recommendations form by March 15

To
Finance@mcoe.org

Audit Findings & Recommendations

Fiscal Year 2024-25

District Name: Gustine Unified School District

[X] **2024-25 Audit Report contained Audit Findings**

Complete one page per Audit Finding and describe specific corrective action used in resolving audit finding. You will need to provide **ALL documentation** that supports the specific action taken toward resolving the finding; i.e. copies of amended reports, corrective action plans, etc. If audit finding was not resolved, explain specifically why this audit finding was not resolved.

Audit Finding has been Resolved/Unresolved: Unresolved **Five Digit Code:** 40000 **Page #:** 85

Finding Type: State Compliance

Description of Audit Finding

#2025-008 The District was not in compliance with State requirements for the Ratio of Administrative Employees to Teachers.

CPA's Recommendation

Recommendation the District evaluate the FTE related to non-exempt certificated administrative employees as compared to FTE related to teachers to ensure the District is in compliance.

Why, specifically is there a problem solving this audit finding? **# of attachments** 0

The District is training multiple individuals to complete the worksheet so that there is a checks and balance on allowable exemptions and staffing patterns.

Clerk/Secretary of the Governing Board

3/11/2026
Date

Submit the Audit Findings & Recommendations form by March 15

To
Finance@mcoe.org

Audit Findings & Recommendations

Fiscal Year 2024-25

District Name: Gustine Unified School District

[X] **2023-24 Audit Report contained Audit Findings**

Complete one page per Audit Finding and describe specific corrective action used in resolving audit finding. You will need to provide ALL documentation that supports the specific action taken toward resolving the finding; i.e. copies of amended reports, corrective action plans, etc. If audit finding was not resolved, explain specifically why this audit finding was not resolved.

Audit Finding has been Resolved/Unresolved: Unresolved **Five Digit Code:** 30000 **Page #:** 86

Finding Type: Internal Control

Description of Audit Finding

#2024-001 Insufficient controls over student body activities. Uncleared transactions on bank reconciliations.

CPA's Recommendation

Recommendation that all ASB bank accounts be reconciled on a monthly basis and uncleared items explained sufficiently.

Why, specifically is there a problem solving this audit finding? **# of attachments** 0

Partially implemented. See finding #2025-001. The District is in the process of hiring a CBO.

Clerk/Secretary of the Governing Board

3/11/2026
Date

Submit the Audit Findings & Recommendations form by March 15

To
Finance@mcoe.org

Audit Findings & Recommendations

Fiscal Year 2024-25

District Name: Gustine Unified School District

[X] 2023-24 Audit Report contained Audit Findings

Complete one page per Audit Finding and describe specific corrective action used in resolving audit finding. You will need to provide **ALL documentation** that supports the specific action taken toward resolving the finding; i.e. copies of amended reports, corrective action plans, etc. If audit finding was not resolved, explain specifically why this audit finding was not resolved.

Audit Finding has been Resolved/Unresolved: Unresolved **Five Digit Code:** 30000 **Page #:** 87

Finding Type: Internal Control

Description of Audit Finding

#2024-002 Insufficient controls over balance sheet accounts. Prior year accounts receivables and payables were not cleared.

CPA's Recommendation

Recommendation the District implements procedures to ensure prior year accounts AR and AP are cleared or reversed within one year.

Why, specifically is there a problem solving this audit finding? **# of attachments** 0

The District is in the process of hiring a new CBO. Prior year receivables and payables have been cleared so partially implemented.

Clerk/Secretary of the Governing Board

3/11/2026
Date

Submit the Audit Findings & Recommendations form by March 15

To
Finance@mcoe.org

Audit Findings & Recommendations

Fiscal Year 2024-25

District Name: Gustine Unified School District

[X] 2023-24 Audit Report contained Audit Findings

Complete one page per Audit Finding and describe specific corrective action used in resolving audit finding. You will need to provide ALL documentation that supports the specific action taken toward resolving the finding; i.e. copies of amended reports, corrective action plans, etc. If audit finding was not resolved, explain specifically why this audit finding was not resolved.

Audit Finding has been Resolved/Unresolved: Resolved **Five Digit Code:** 61000 **Page #:** 88

Finding Type: Classroom Teacher Salaries

Description of Audit Finding

#2024-003 The District did not meet the minimum percentage requirement of 55% for classroom teacher salaries.

CPA's Recommendation

Recommendation the District monitor their expenses towards salaries of classroom teachers against total expenses.

Audit finding was resolved as follows: (please attach backup) **# of attachments** 0

The District requested an exemption due to the influx of one-time funds. The District will ensure proper accounting is enforced.

Clerk/Secretary of the Governing Board

3/11/2026
Date

Submit the Audit Findings & Recommendations form by March 15

To
Finance@mcoe.org

2024-2025 Measure P Bond Building Fund Audit Report

Christy White Associates, the District's audit firm, will present the Measure P Bond Building Fund Audit Report.

In accordance with state law, the District must conduct an annual independent performance audit to ensure that funds have been expended only on the specific projects listed as well as an annual, independent financial audit of the proceeds from the sale of the bonds until all of the proceeds have been expended for facilities projects.

At the District's request, Christy White Associates has performed the independent performance audits and has found the Gustine Unified School District to be in compliance with the requirements for the Measure P General Obligation Bonds as set forth by the state.

Board approval is required in order for the audit report to be filed with the state.

Linda Levesque

Fiscal Consultant

CHRISTY WHITE
Certified Public Accountants serving K-12 School Districts and Charter Schools throughout California

February 27, 2026

Board of Trustees
Gustine Unified School District
Gustine, California

We have audited the financial statements of the Measure P Bond Building Fund of the Gustine Unified School District (the "District") for the year ended June 30, 2025. Professional standards require that we provide you with information about our responsibilities under generally accepted auditing standards (and, if applicable, *Government Auditing Standards* and the Uniform Guidance), as well as certain information related to the planned scope and timing of our audit. We have communicated such information in our letter to you dated March 4, 2025. Professional standards also require that we communicate to you the following information related to our audit.

Significant Audit Matters

Qualitative Aspects of Accounting Practices

Management is responsible for the selection and use of appropriate accounting policies. The significant accounting policies used by the District are described in Note 1 to the financial statements. No new accounting policies were adopted, and the application of existing policies was not changed during 2025. We noted no transactions entered into by the District during the year for which there is a lack of authoritative guidance or consensus. All significant transactions have been recognized in the financial statements in the proper period.

Difficulties Encountered in Performing the Audit

We encountered no significant difficulties in dealing with management in performing and completing our audit.

Corrected and Uncorrected Misstatements

Professional standards require us to accumulate all known and likely misstatements identified during the audit, other than those that are clearly trivial, and communicate them to the appropriate level of management. Management has corrected all such misstatements. In addition, none of the misstatements detected as a result of audit procedures and corrected by management were material, either individually or in the aggregate, to each opinion unit's financial statements taken as a whole.

Disagreements with Management

For purposes of this letter, a disagreement with management is a financial accounting, reporting, or auditing matter, whether or not resolved to our satisfaction, that could be significant to the financial statements or the auditor's report. We are pleased to report that no such disagreements arose during the course of our audit.

Management Representations

We have requested certain representations from management that are included in the management representation letter dated February 27, 2026.

Management Consultations with Other Independent Accountants

In some cases, management may decide to consult with other accountants about auditing and accounting matters, similar to obtaining a "second opinion" on certain situations. If a consultation involves application of an accounting principle to the District's financial statements or a determination of the type of auditor's opinion that may be expressed on those statements, our professional standards require the consulting accountant to check with us to determine that the consultant has all the relevant facts. To our knowledge, there were no such consultations with other accountants.

348 Olive Street
San Diego, CA
92103

O: 619-270-8222
F: 619-260-9085
christywhite.com

Significant Audit Matters (continued)

Other Audit Findings or Issues

We generally discuss a variety of matters, including the application of accounting principles and auditing standards, with management each year prior to retention as the District's auditors. However, these discussions occurred in the normal course of our professional relationship and our responses were not a condition to our retention.

Restriction on Use

This information is intended solely for the information and use of Board of Education and management of the District and is not intended to be, and should not be, used by anyone other than these specified parties.

Very truly yours,

Christy White, Inc.

Christy White, Inc.
San Diego, California

GUSTINE UNIFIED SCHOOL DISTRICT
MEASURE P BOND BUILDING FUND

AUDIT REPORT

FOR THE YEAR ENDED
JUNE 30, 2025

GUSTINE UNIFIED SCHOOL DISTRICT
MEASURE P BOND BUILDING FUND
TABLE OF CONTENTS
JUNE 30, 2025

	Page
Introduction	1
Report on the Audit of the Financial Statements	2
FINANCIAL SECTION	
Balance Sheet	4
Statement of Revenues, Expenditures and Changes in Fund Balance	5
Notes to the Financial Statements	6
OTHER INDEPENDENT AUDITORS' REPORTS	
Report on Internal Control over Financial Reporting and on Compliance and Other Matters Based on an Audit of Financial Statements Performed in Accordance with *Government Auditing Standards*	10
Independent Auditors' Report on Performance	12
AUDIT PROCEDURES AND RESULTS SECTION	
Audit Procedures and Results	13
FINDINGS AND RECOMMENDATIONS SECTION	
Schedule of Findings and Recommendations	14

GUSTINE UNIFIED SCHOOL DISTRICT
MEASURE P BOND BUILDING FUND
INTRODUCTION
JUNE 30, 2025

The Gustine Unified School District was unified on January 25, 1971 and is comprised of an area approximately 224 square miles. The District operates two elementary schools, one middle school, one high school, one continuation school, and one adult school.

In November 2014, the voters of Merced County approved, by more than the required 55% favorable vote, Measure P, authorizing the issuance and sale of general obligation bonds, not to exceed $14,000,000. These bonds were issued to update facilities, technology, and infrastructure.

Measure P is a Proposition 39 bond. The passage of Proposition 39 in November 2000 amended the California Constitution to include accountability provisions. Specifically, the District must conduct an annual independent performance audit to ensure that funds have been expended only on the specific projects listed as well as an annual, independent financial audit of the proceeds from the sale of the bonds until all of the proceeds have been expended for facilities projects.

Measure P bonds were issued by the District, through the County of Merced. On April 29, 2015, Series A of the Measure P bond authorization was issued, which consisted of current interest bonds with a par amount of $4,000,000 with stated interest rates of 2.0% to 5.0%. On December 8, 2016, Series B of the Measure P Bond authorization was issued, which consisted of current interest bonds with a par amount of $5,500,000 with stated interest rates of 2.0% to 5.0%. On June 5, 2018, Series C of the Measure P bond authorization was issued, which consisted of current interest bonds with a par amount of $4,500,000 with stated interest rates of 2.0% to 5.0%. As of June 30, 2025, the principal balance on the Measure P bonds had been refunded.

REPORT ON THE AUDIT OF THE FINANCIAL STATEMENTS

Measure P Citizens' Oversight Committee and
Governing Board
Gustine Unified School District
Gustine, California

Report on the Audit of the Financial Statements

Opinion

We have audited the accompanying financial statements of the Measure P Bond Building Fund of Gustine Unified School District (the "District"), as of and for the year ended June 30, 2025, and the related notes to the financial statements, as listed in the table of contents.

In our opinion, the financial statements referred to above present fairly, in all material respects, the respective financial position of the Measure P Bond Building Fund of Gustine Unified School District, as of June 30, 2025, and the respective changes in financial position thereof for the year then ended in accordance with accounting principles generally accepted in the United States of America.

Basis for Opinion

We conducted our audit in accordance with auditing standards generally accepted in the United States of America and the standards applicable to financial audits contained in *Government Auditing Standards*, issued by the Comptroller General of the United States. Our responsibilities under those standards are further described in the Auditors' Responsibilities for the Audit of the Financial Statements section of our report. We are required to be independent of the District and to meet our other ethical responsibilities, in accordance with the relevant ethical requirements relating to our audit. We believe that the audit evidence we have obtained is sufficient and appropriate to provide a basis for our audit opinion.

Emphasis of Matter

As discussed in Note 1, the financial statements present only the Measure P Bond Building Fund and do not purport to, and do not present fairly the financial position of the Gustine Unified School District, as of June 30, 2025, and the changes in its financial position for the year then ended in accordance with accounting principles generally accepted in the United States of America. Our opinion is not modified with respect to this matter.

Responsibilities of Management for the Financial Statements

Management is responsible for the preparation and fair presentation of the financial statements in accordance with accounting principles generally accepted in the United States of America, and for the design, implementation, and maintenance of internal control relevant to the preparation and fair presentation of financial statements that are free from material misstatement, whether due to fraud or error.

348 Olive Street
San Diego, CA
92103

O: 619-270-8222
F: 619-260-9085
christywhite.com

Auditor's Responsibilities for the Audit of the Financial Statements

Our objectives are to obtain reasonable assurance about whether the financial statements as a whole are free from material misstatement, whether due to fraud or error, and to issue an auditor's report that includes our opinions. Reasonable assurance is a high level of assurance but is not absolute assurance and therefore is not a guarantee that an audit conducted in accordance with generally accepted auditing standards and *Government Auditing Standards* will always detect a material misstatement when it exists. The risk of not detecting a material misstatement resulting from fraud is higher than for one resulting from error, as fraud may involve collusion, forgery, intentional omissions, misrepresentations, or the override of internal control. Misstatements are considered material if there is a substantial likelihood that, individually or in the aggregate, they would influence the judgement made by a reasonable user of the financial statements.

In performing an audit in accordance with generally accepted auditing standards and *Government Auditing Standards,* we:

- Exercise professional judgement and maintain professional skepticism throughout the audit.
- Identify and assess the risks of material misstatement of the financial statements, whether due to fraud or error, and design and perform audit procedures responsive to those risks. Such procedures include examining, on a test basis, evidence regarding the amounts and disclosures in the financial statements.
- Obtain an understanding of internal control relevant to the audit in order to design audit procedures that are appropriate in the circumstances, but not for the purpose of expressing an opinion on the effectiveness of the District's internal control. Accordingly, no such opinion is expressed.
- Evaluate the appropriateness of accounting policies used and the reasonableness of significant accounting estimates made by management, as well as evaluate the overall presentation of the financial statements.

We are required to communicate with those charged with governance regarding, among other matters, the planned scope and timing of the audit, significant audit findings, and certain internal control-related matters that we identified during the audit.

Other Reporting Required by *Government Auditing Standards*

In accordance with *Government Auditing Standards*, we have also issued our report dated February 27, 2026, on our consideration of the District's internal control over financial reporting and on our tests of its compliance with certain provisions of laws, regulations, contracts, and grant agreements and other matters specific to the Measure P Bond Building Fund. The purpose of that report is solely to describe the scope of our testing of internal control over financial reporting and compliance and the results of that testing, and not to provide an opinion on the effectiveness of the District's internal control over financial reporting or on compliance. That report is an integral part of an audit performed in accordance with *Government Auditing Standards* in considering the District's internal control over financial reporting and compliance specific to the Measure P Bond Building Fund.

Report of Other Legal and Regulatory Requirements

In accordance with the requirements of Proposition 39, as incorporated in California Constitution Article 13A, we have issued our performance audit dated February 27, 2026 on our consideration of the District's compliance with the requirements of Proposition 39 as it directly relates to the Measure P Bond Building Fund. That report is an integral part of our audit of the Measure P Bond Building Fund of Gustine Unified School District, as of and for the year ended June 30, 2025, and should be considered in assessing the results of our financial audit.

Christy White, Inc.

San Diego, California
February 27, 2026

FINANCIAL SECTION

GUSTINE UNIFIED SCHOOL DISTRICT
MEASURE P BOND BUILDING FUND
BALANCE SHEET
JUNE 30, 2025

ASSETS		
Cash and investments	$	89,930
Total Assets	$	89,930
FUND BALANCES		
Restricted for Measure P Projects	$	89,930
Total Fund Balances		89,930
Total Liabilities and Fund Balances	$	89,930

The accompanying notes to financial statements are an integral part of this statement.

GUSTINE UNIFIED SCHOOL DISTRICT
MEASURE P BOND BUILDING FUND
STATEMENT OF REVENUES, EXPENDITURES, AND CHANGES IN FUND BALANCE
FOR THE YEAR ENDED JUNE 30, 2025

REVENUES		
Interest income	$	4,687
Total Revenues		4,687
NET CHANGE IN FUND BALANCE		4,687
Fund Balance - Beginning		85,243
Fund Balance - Ending	$	89,930

The accompanying notes to financial statements are an integral part of this statement.

NOTE 1 – SUMMARY OF SIGNIFICANT ACCOUNTING POLICIES

A. Financial Reporting Entity

The Gustine Unified School District (the "District") accounts for its financial transactions in accordance with the policies and procedures of the Department of Education's *California School Accounting Manual.* The accounting policies of the District conform to generally accepted accounting principles as prescribed by the Governmental Accounting Standards Board (GASB) and the American Institute of Certified Public Accountants (AICPA).

An oversight committee to the District's Governing Board and Superintendent, called the Citizens' Oversight Committee (COC), was established pursuant to the requirements of state law and the provisions of the Measure P bond. The COC is required by state law to actively review and report on the proper expenditure of taxpayers' money for school construction. The COC provides oversight and advises the public whether the District is spending the Measure P bond funds for school capital improvements within the scope of projects outlined in the Measure P bond project list. In fulfilling its duties, the COC reviews, among other things, the District's annual performance and financial audits of Measure P activity.

The statements presented are for the individual Measure P Bond Building Fund of the District, consisting of the net construction proceeds of Election 2014 Series A, B and C as issued by the District, through the County of Merced, and are not intended to be a complete presentation of the District's financial position or results of operations. There are no related parties or component units included in this financial statement presentation.

B. Basis of Accounting

Basis of accounting refers to when revenues and expenditures are recognized in the accounts and reported in the financial statements. Basis of accounting relates to the timing of measurement made, regardless of the measurement focus applied.

The financial statements are presented on the modified accrual basis of accounting. Under the modified accrual basis of accounting, revenues are recorded when susceptible to accrual; i.e., both measurable and available. "Available" means the resources will be collected within the current fiscal year or are expected to be collected soon enough thereafter to be used to pay liabilities of the current fiscal year. Expenditures are generally recognized under the modified accrual basis of accounting when the related liability is incurred.

C. Cash and Cash Equivalents

The District's cash and cash equivalents consist of cash on hand, demand deposits and short-term investments with original maturities of three months or less from the date of acquisition. Cash equivalents also include cash with county treasury balances for purposes of the statement of cash flows.

D. Interfund Balances

Receivables and payables resulting from short-term interfund loans are classified as "Due from other funds/Due to other funds."

E. Accrued Liabilities

In general, payables and accrued liabilities that, once incurred, are paid in a timely manner and in full from current financial resources are reported as obligations of the fund.

NOTE 1 – SUMMARY OF SIGNIFICANT ACCOUNTING POLICIES (continued)

F. Fund Balance

Under GASB Statement No. 54, fund balance is divided into five classifications based primarily on the extent to which the District is bound to observe constraints imposed upon the use of the resources in the governmental funds. The fund balance in Measure P is considered restricted.

The restricted fund balance classification reflects amounts subject to externally imposed and legally enforceable constraints. Such constraints may be imposed by creditors, grantors, contributors, or laws regulations of other governments, or may be imposed by law through constitutional provisions or enabling legislation.

G. Interfund Activity

Exchange transactions between funds are reported as revenues in the seller funds and as expenditures/expenses in the purchaser funds. Flows of cash or goods from one fund to another without a requirement for repayment are reported as interfund transfers. Repayments from funds responsible for particular expenditures/expenses to the funds that initially paid for them are not presented in the financial statements.

H. Estimates

The preparation of the financial statements in conformity with accounting principles generally accepted in the United States of America requires management to make estimates and assumptions that affect the amounts reported in the financial statements and accompanying notes. Actual results may differ from those estimates.

I. Budgetary Data

The budgetary process is prescribed by provisions of the California Education Code and requires the governing board to hold a public hearing and adopt an operating budget no later than July 1 of each year. The District governing board satisfied these requirements. The adopted budget is subject to amendment throughout the year to give consideration to unanticipated revenue and expenditures primarily resulting from events unknown at the time of budget adoption with the legal restriction that expenditures cannot exceed appropriations by major object account.

NOTE 2 – CASH AND INVESTMENTS

Cash and investments as of June 30, 2025 consisted of $89,930 held in the Merced County Treasury Investment Pool.

A. Policies and Practices

The District is authorized under California Government Code to make direct investments in local agency bonds, notes, or warrants within the state; U.S. Treasury instruments; registered state warrants or treasury notes; securities of the U.S. Government, or its agencies; bankers acceptances; commercial paper; certificates of deposit placed with commercial banks and/or savings and loan companies; repurchase or reverse repurchase agreements; medium term corporate notes; shares of beneficial interest issued by diversified management companies, certificates of participation, obligations with first priority security; collateralized mortgage obligations; and the County Investment Pool.

NOTE 2 – CASH AND INVESTMENTS (continued)

A. Policies and Practices (continued)

Investment in County Treasury – The District maintains substantially all of its cash in the County Treasury in accordance with *Education Code Section* 41001. The Merced County Treasurer's pooled investments are managed by the County Treasurer who reports on a monthly basis to the board of supervisors. In addition, the function of the County Treasury Oversight Committee is to review and monitor the County's investment policy. The committee membership includes the Treasurer and Tax Collector, the Auditor-Controller, Chief Administrative Officer, Superintendent of Schools Representative, and a public member. The fair value of the District's investment in the pool is based upon the District's pro-rata share of the fair value provided by the County Treasurer for the entire portfolio (in relation to the amortized cost of that portfolio). The balance available for withdrawal is based on the accounting records maintained by the County Treasurer, which is recorded on the amortized cost basis.

B. General Authorizations

Except for investments by trustees of debt proceeds, the authority to invest District funds deposited with the county treasury is delegated to the County Treasurer and Tax Collector. Additional information about the investment policy of the County Treasurer and Tax Collector may be obtained from its website. The table below identifies the investment types permitted by California Government Code.

Authorized Investment Type	Maximum Remaining Maturity	Maximum Percentage of Portfolio	Maximum Investment in One Issuer
Local Agency Bonds, Notes, Warrants	5 years	None	None
Registered State Bonds, Notes, Warrants	5 years	None	None
U.S. Treasury Obligations	5 years	None	None
U.S. Agency Securities	5 years	None	None
Banker's Acceptance	180 days	40%	30%
Commercial Paper	270 days	25%	10%
Negotiable Certificates of Deposit	5 years	30%	None
Repurchase Agreements	1 year	None	None
Reverse Repurchase Agreements	92 days	20% of base	None
Medium-Term Corporate Notes	5 years	30%	None
Mutual Funds	N/A	20%	10%
Money Market Mutual Funds	N/A	20%	10%
Mortgage Pass-Through Securities	5 years	20%	None
County Pooled Investment Funds	N/A	None	None
Local Agency Investment Fund (LAIF)	N/A	None	None
Joint Powers Authority Pools	N/A	None	None

C. Interest Rate Risk

Interest rate risk is the risk that changes in market interest rates will adversely affect the fair value of an investment. Generally, the longer the maturity of an investment, the greater the sensitivity of its fair value to changes in market interest rates. The District manages its exposure to interest rate risk by investing in the County Treasury. The District maintains a pooled investment with the County Treasury with a fair value of approximately $89,930. The average weighted maturity for this pool is 633 days.

NOTE 2 – CASH AND INVESTMENTS (continued)

D. Credit Risk

Credit risk is the risk that an issuer of an investment will not fulfill its obligation to the holder of the investment. This is measured by the assignment of a rating by a nationally recognized statistical rating organization. The investments in the County Treasury are not required to be rated.

E. Fair Value

The District categorizes the fair value measurements of its investments based on the hierarchy established by generally accepted accounting principles. The fair value hierarchy is based on the valuation inputs used to measure an asset's fair value. The following provides a summary of the hierarchy used to measure fair value:

Level 1 - Quoted prices (unadjusted) in active markets for identical assets.

Level 2 - Observable inputs other than Level 1 prices such as quoted prices for similar assets in active markets, quoted prices for identical or similar assets in markets that are not active, or other inputs that are observable, either directly or indirectly.

Level 3 - Unobservable inputs should be developed using the best information available under the circumstances, which might include the District's own data. The District should adjust that data if reasonable available information indicates that other market participants would use different data or certain circumstances specific to the District are not available to other market participants.

Uncategorized - Investments in the Merced County Treasury Investment Pool are not measured using the input levels above because the District's transactions are based on a stable net asset value per share. All contributions and redemptions are transacted at $1.00 net asset value per share.

The District's fair value measurements at June 30, 2025 were as follows:

	Uncategorized
Investment in county treasury	$ 89,930
Total	$ 89,930

NOTE 3 – COMMITMENTS AND CONTINGENCIES

A. Litigation

The District is involved in various litigation arising from the normal course of business. In the opinion of management and legal counsel, the disposition of all litigation pending is not expected to have a material adverse effect on the overall financial position of the District at June 30, 2025.

B. Construction Commitments

As of June 30, 2025, the District had no commitments with respect to unfinished capital projects.

OTHER INDEPENDENT AUDITORS' REPORTS

REPORT ON INTERNAL CONTROL OVER FINANCIAL REPORTING AND ON COMPLIANCE AND OTHER MATTERS BASED ON AN AUDIT OF FINANCIAL STATEMENTS PERFORMED IN ACCORDANCE WITH *GOVERNMENT AUDITING STANDARDS*

Independent Auditors' Report

Measure P Citizens' Oversight Committee and
Governing Board
Gustine Unified School District
Gustine, California

We have audited, in accordance with the auditing standards generally accepted in the United States of America and the standards applicable to financial audits contained in *Government Auditing Standards* issued by the Comptroller General of the United States, the financial statements of the Measure P Bond Building Fund of Gustine Unified School District (the "District"), as of and for the year ended June 30, 2025, and the related notes to the financial statements, which collectively comprise the Gustine Unified School District's basic financial statements of the Measure P Bond Building Fund, and have issued our report thereon dated February 27, 2026.

Emphasis of Matter

As discussed in Note 1, the financial statements of the Measure P Bond Building Fund of Gustine Unified School District are intended to present the financial position and the changes in financial position attributable to the transactions of that Fund. They do not purport to, and do not, present fairly the financial position of the District as of June 30, 2025, and the changes in its financial position for the year then ended in accordance with accounting principles generally accepted in the United States of America. Our opinion is not modified with respect to this matter.

Report on Internal Control over Financial Reporting

In planning and performing our audit of the financial statements of the Measure P Bond Building Fund of Gustine Unified School District, we considered Gustine Unified School District's internal control over financial reporting (internal control) as a basis for designing audit procedures that are appropriate in the circumstances for the purpose of expressing our opinions on the financial statements of the Measure P Bond Building Fund, but not for the purpose of expressing an opinion on the effectiveness of Gustine Unified School District's internal control. Accordingly, we do not express an opinion on the effectiveness of Gustine Unified School District's internal control.

A *deficiency in internal control* exists when the design or operation of a control does not allow management or employees, in the normal course of performing their assigned functions, to prevent, or detect and correct, misstatements on a timely basis. A *material weakness* is a deficiency, or a combination of deficiencies, in internal control, such that there is a reasonable possibility that a material misstatement of the entity's financial statements will not be prevented, or detected and corrected on a timely basis. A *significant deficiency* is a deficiency, or a combination of deficiencies, in internal control that is less severe than a material weakness, yet important enough to merit attention by those charged with governance.

Our consideration of internal control was for the limited purpose described in the first paragraph of this section and was not designed to identify all deficiencies in internal control that might be material weaknesses or significant deficiencies. Given these limitations, during our audit we did not identify any deficiencies in internal control that we consider to be material weaknesses. However, material weaknesses or significant deficiencies may exist that were not identified.

Report on Compliance and Other Matters

As part of obtaining reasonable assurance about whether the financial statements of the Measure P Bond Building Fund are free from material misstatement, we performed tests of its compliance with certain provisions of laws, regulations, contracts, and grant agreements, noncompliance with which could have a direct and material effect on the financial statements. However, providing an opinion on compliance with those provisions was not an objective of our audit, and accordingly, we do not express such an opinion. The results of our tests disclosed no instances of noncompliance or other matters that are required to be reported under *Government Auditing Standards*.

Purpose of this Report

The purpose of this report is solely to describe the scope of our testing of internal control and compliance and the results of that testing, and not to provide an opinion on the effectiveness of the entity's internal control or on compliance. This report is an integral part of an audit performed in accordance with *Government Auditing Standards* in considering the entity's internal control and compliance. Accordingly, this communication is not suitable for any other purpose.

Christy White, Inc.

San Diego, California
February 27, 2026

REPORT ON PERFORMANCE

Independent Auditors' Report

Measure P Citizens' Oversight Committee and
Governing Board
Gustine Unified School District
Gustine, California

We were engaged to conduct a performance audit of the Measure P Bond Building Fund of Gustine Unified School District (the "District") for the year ended June 30, 2025.

We conducted this performance audit in accordance with the standards applicable to performance audits contained in *Government Auditing Standards*, issued by the Comptroller General of the United States. Those standards require that we plan and perform the audit to obtain sufficient, appropriate evidence to provide a reasonable basis for our conclusion based on our audit objectives. We believe that the evidence obtained provides a reasonable basis for our conclusions based on our audit objectives.

Our audit was limited to the objectives listed within the report which includes determining the District's compliance with the performance requirements as referred to in Proposition 39 and outlined in Article XIIIA, Section 1(b)(3)(C) of the California Constitution and Appendix A contained in the *2024-2025 Guide for Annual Audits of K-12 Local Education Agencies and State Compliance Reporting* issued by the California Education Audit Appeals Panel. Management is responsible for the District's compliance with those requirements.

In planning and performing our performance audit, we obtained an understanding of the District's internal control in order to determine if the internal controls were adequate to help ensure the District's compliance with the requirements of Proposition 39 and outlined in Article XIIIA, Section 1(b)(3)(C) of the California Constitution, but not for the purpose of expressing an opinion of the effectiveness of the District's internal control. Accordingly, we do not express an opinion on the effectiveness of the District's internal control. Had we performed additional procedures, other matters might have come to our attention that would have been reported to you.

The results of our tests indicated that the District, in all significant respects, expended Measure P Bond Building Fund only for the specific projects approved by the voters, in accordance with Proposition 39 and outlined in Article XIIIA, Section 1(b)(3)(C) of the California Constitution. The procedures performed and the related results are further described in the accompanying audit procedures and results section.

This report is intended solely for the information and use of the District, and is not intended to be and should not be used by anyone other than this specified party.

Christy White, Inc.

San Diego, California
February 27, 2026

348 Olive Street
San Diego, CA
92103

O: 619-270-8222
F: 619-260-9085
christywhite.com

AUDIT PROCEDURES AND RESULTS SECTION

SECTION I – FINANCIAL AUDIT PROCEDURES AND RESULTS

Financial Statements

As mentioned in the Report on Financial Statements, we have issued an unmodified opinion over the financial statements of the Measure P Bond Building Fund as of and for the year ended June 30, 2025.

Internal Control Evaluation

We tested internal controls over financial reporting and compliance with laws, regulations, or provisions of contracts or agreements and have determined through our inquiry of management and our evaluation of District processes that no significant deficiencies were noted.

SECTION II – PERFORMANCE AUDIT PROCEDURES AND RESULTS

Facility Project Expenditures

Based on review of expenditure information, we noted that there were no facility project expenditures charged to the Measure P Bond Building Fund during the fiscal year ended June 30, 2025. Audit procedures over facility project expenditures were not applicable.

Personnel Expenditures

Based on review of expenditure information, we noted that there were no salaries or benefits charged to the Measure P Bond Building Fund during the fiscal year ended June 30, 2025. Audit procedures over personnel expenditures were not applicable.

Contract Bidding Procedures

We noted that there were not contracts or bids related to Measure P Bond Building Fund awarded during the fiscal year ended June 30, 2025. Audit procedures over contracts and bid procedures were not applicable.

Based on our review of overall expenditures and projects by vendor, no instances or possible indications of bid-splitting were identified. The District appears to be properly reviewing projects and applying appropriate procedures over contract and bidding procedures.

Contract Change Order Procedures

For the year ended June 30, 2025, we inquired with District management and reviewed board meeting minutes to determine if any change orders were approved in accordance with District policies. As a result, we determined that there were no Measure P change orders during the year ended June 30, 2025. Therefore, audit procedures over change orders were not applicable.

FINDINGS AND RECOMMENDATIONS SECTION

GUSTINE UNIFIED SCHOOL DISTRICT
MEASURE P BOND BUILDING FUND
SCHEDULE OF FINDINGS AND RECOMMENDATIONS
FOR THE YEAR ENDED JUNE 30, 2025

PART I – FINANCIAL STATEMENT FINDINGS

There were no financial statement findings for the year ended June 30, 2025.

PART II – PERFORMANCE AUDIT FINDINGS

There were no findings or recommendations related to the Measure P Bond Building Fund for the year ended June 30, 2025.

PART III – PRIOR AUDIT FINDINGS

There were no findings and recommendations for the year ended June 30, 2024.

INFORMATION/ DISCUSSION REPORT

Gustine Ag Department
A history of extreme success
vs
The direction it could be heading

23 Years of Success with Gustine FFA

- 3 Star State Farmers
- 1 Star American Finalist (Top 4 in the Nation)
- 1 Star State Placement
- 6 Star State Finalists
- 10 State Proficiency Winners
- 14 State Proficiency Finalists
- 3 National Proficiency Winners
- 5 National Proficiency Finalists (Top 4 in the Nation)
- 1 State Officer (President)
- 4 Chapter members slated for the ballot of 12 for State Office
- 3 State Career Development Event State Champions (Dairy Judging, Food Science, Farm Power)
- 3 Leadership Development Event (LDE) State Champions (Creed, Impromptu, El Credo)
- Multiple State LDE State Finalists (Creed, El Credo, Impromptu, Extemporaneous, Job Interview)

- 175 plus State Degrees
- 57 American Degrees
- 13 State FFA Scholarship Winners
- 18 State FFA Scholarship Finalists
- Multiple Sectional and Regional Officers
- Multiple Sectional and Regional Candidates

- ***These State and National winners and finalists are from a school of less than 600 students***
- ***FFA has over 100K members in California alone***
- ***Schools way larger dream of successes like Gustine's***
- ***Success in California FFA is difficult on ANY level***
- ***These successes don't just happen, they are made***

https://www.calaged.org/history

Prior CTE Ag Pathways 2021-22 School Year

- Collaboration: District leaders, counselors, admin, and Ag staff worked together to develop pathways.
- Communication: Ag teachers were consulted for direction.
- Teamwork: All parties worked together to support student learning.
- Size: Four ag teachers at the time; all courses were included in pathways.
- Compensation: Ag teachers were not compensated for development time.

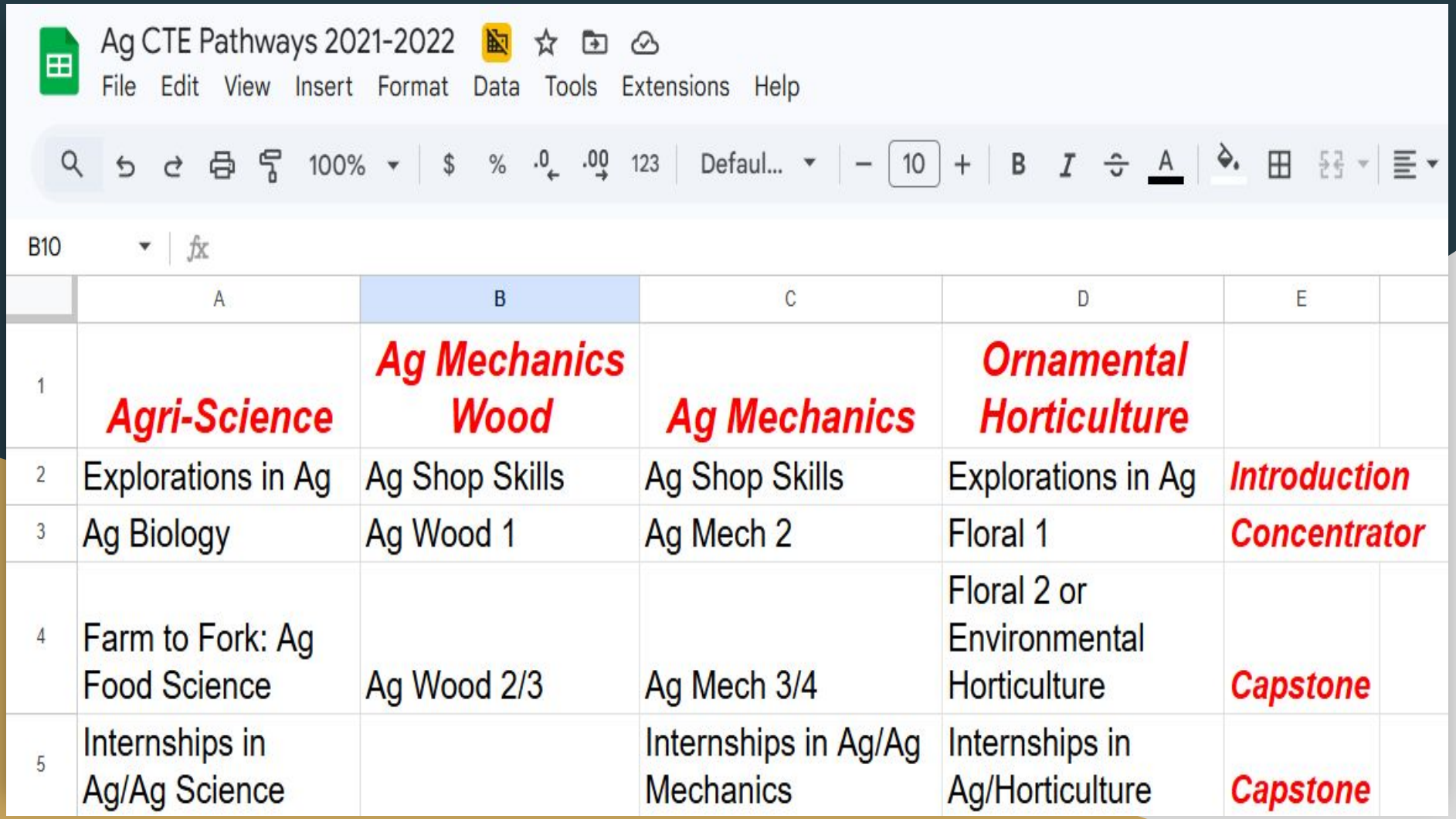
Ag CTE Pathways 2021-2022
File Edit View Insert Format Data Tools Extensions Help
100% $ % .0 .00 123 Defaul... 10 B I A
B10 fx

	A	B	C	D	E
1	**Agri-Science**	**Ag Mechanics Wood**	**Ag Mechanics**	**Ornamental Horticulture**	
2	Explorations in Ag	Ag Shop Skills	Ag Shop Skills	Explorations in Ag	**Introduction**
3	Ag Biology	Ag Wood 1	Ag Mech 2	Floral 1	**Concentrator**
4	Farm to Fork: Ag Food Science	Ag Wood 2/3	Ag Mech 3/4	Floral 2 or Environmental Horticulture	**Capstone**
5	Internships in Ag/Ag Science		Internships in Ag/Ag Mechanics	Internships in Ag/Horticulture	**Capstone**

CTE AG Pathways 2025-26 School Year

- Zero Communication: No collaboration with Ag Department Head or staff.
- Outside input: Consultant Joy Soares from The Alliance for Regional Collaboration to Heighten Educational Success (ARCHES) developed pathways who was compensated for her time.
- Size: Even with five ag teachers; not all courses were included.
- Name Change: Floral I is now called Floral II and Floral II called Floral III
- Zero Teamwork: Significant lack of teamwork, teachers had no input whatsoever.

Gustine High School 2025-2026

Career Technical Education (CTE) Pathways

AGRICULTURE AND NATURAL RESOURCES SECTOR		
Agricultural Mechanics Pathway		
Intro	Intro to Ag Mechanics	7120
Concentrator	Ag Mechanics II	7121
Capstone	Ag Mechanics III	7122
Agriscience Pathway		
Intro	Ag Biology*	7130
Concentrator	Ag Chemistry*	7131
Capstone	Ag Physics	7132
Floral Pathway		
Concentrator	Floral Design II*	7164
Capstone	Floral Design III	7165
BUSINESS AND FINANCE SECTOR		
Business Management Pathway		
Concentrator	Business Management II*	7411
Capstone	Business Management III*	7412
HEALTH SCIENCE AND MEDICAL TECHNOLOGY SECTOR		
Patient Care Pathway		
Concentrator	Patient Care II*	7921
Capstone	Patient Care III*	7922
Capstone	Sports Medicine*	7922

Oct 13, 2025

Impact on Mrs. Beach

- Freshmen now allowed in Floral II, lowering Intro to Ag enrollment this year.
- Floral pathway reduced to two years (Intro to Ag removed).
- Loss of Intro to Ag and Ag Leadership in 2026–27.
- Increased focus on fast CTE completers for the high school was probably the high school’s reasoning.

Impact on Miss Day

- Juniors and seniors are being pushed into Ag Physics to complete pathway.
- Courses assigned last minute to her.
- Loss of transferable Vet Science class with MJC in 2025-26 when told they would get transferable credit.
- Animal Science and Vet Science cut for 2026–27.

Impact on Mr. Baffunno and Mr. Wyman

- Invited to CTE meeting but new pathways already finalized.
- Told non-pathway teachers could not use Ag Incentive Grant funds (disputed).
- Shop Skills teacher not included in planning day even though he teaches the intro course of the pathway.

Impact on Mr. Baffunno

- Farm to Fork reduced to elective no longer a capstone course.
- Internship course being eliminated (long-standing community partnerships). Work-based learning opportunities reduced.
- Loss of Department Head project supervision period.

Impact on Mr. Wyman

- Woodshop being reduced from four sections to two.
- Shop Skills Reduced from four sections to two.
- Essential course removed from a pathway.
- Students reporting being discouraged from enrolling in certain classes.
- Concern over unused equipment investment from CTE grants in the past.

Impact on Mr. Grant

- Delayed job posting and hiring process when Mr. Sanches resigned.
- Late contract issues with HR.
- Additional-day contract inconsistencies.

Ag Mechanics Concerns and Issues

- Would have Ag Mech pathway without highly qualified welding instructor.
- Removal of basic shop classes which create industry ready graduates.
- Mr. Baffunno re-assigned to welding (outside of his concentration).
- Expansion to five teachers previously supported by superintendent.
- Five teachers can be fully justified given the success in and out of classroom.
- Essential to spark interest early with classes like intro to ag for freshman.

ACTION ITEMS

A

GUSTINE UNIFIED SCHOOL DISTRICT

Meeting of the Board of Trustees

MEETING DATE:
March 11, 2026

AGENDA ITEM TITLE: Warrants

AGENDA SECTION: Action

PRESENTED BY: **Dr. Bryan Ballenger, Superintendent**

RECOMMENDATIONS:
It is recommended that the Board of Trustees ratify the warrants.

SUMMARY:
Monthly warrants are presented to the Board to ratify.

FISCAL IMPACT: **Total of Warrants**

BUDGET CATEGORY: **All District Funds**

Batch status: A All

From batch: 0029

To batch: 0029

Include Revolving Cash: Y

Include Address: Y

Include Object Desc: Y

Include Vendor TIN: Y

APPROVED FOR PAYMENT
2/10/26

MERCED COUNTY OFFICE OF EDUCATION
CHECK REGISTER BATCH COVER

Gustine

01-5070
11-5074
13-5077
14-5072
17-5071
21-5069
25-5075
35-5078
40-5065

DATE: 2/11/26

DISTRICT FUND: 01 - 5070 BATCH# 29

DISTRICT NAME: **14 – GUSTINE UNIFIED SCHOOL DISTRICT**

TOTAL AMOUNT OF REGISTER: $ 426,345.47

CHECK LIST FOR CHECK REGISTERS
(PLEASE CHECKMARK EACH)

✓ Verify cash for each fund

✓ Ensure deposits have been made at the County Treasurer by 11 a.m.

✓ Provide all pages of prelist and Cover Sheet for each fund on prelist (even if zero)

✓ Retain original prelist for your records

✓ Proper signed authorization for each batch

ALL BATCHES MUST BE RELEASED AND HELD FOR AUDIT

DISTRICT SERVICES USE ONLY

RECEIVED BY DISTRICT SERVICES: _____

AUDIT APPROVED: _____

CASH CHECKED: _____

RELEASED FOR PAYMENT: _____

Vendor/Addr Remit name / Req Reference Date Description	Tax ID num	Deposit type / FD-RESC-Y-OBJT.SO-GOAL-FUNC-SCH-DD1-DD2 T9MPS	ABA num	Account num	EE ES	E-Term Liq Amt	E-ExtRef Net Amount
103447/00 AMAZON CREDIT PLAN P.O. BOX 035184 SEATTLE, WA 98124-5184	000000000						
260390 PO-260403 02/10/2026 CLOSE		1 01-0824-0-4300.00-5770-1110-112-000-202 NN C SUPPLIES				6.67	0.00
260503 PO-260505 02/10/2026 177T-X7LH-FJ6R		1 01-9038-0-4300.00-1110-1000-310-000-600 NN P SUPPLIES				130.16	130.16
260534 PO-260529 02/10/2026 CLOSE		1 01-1100-0-4300.00-1110-1000-111-000-000 NN C SUPPLIES				86.51	0.00
260540 PO-260534 02/09/2026 1MKW-17N6-KNNY		1 01-0824-0-4400.00-1110-1000-310-000-112 NN P NON-CAPITALIZED EQUIPMENT				3,630.20	3,630.20
260538 PO-260538 02/09/2026 1XRC-YX4P-K9XJ		1 01-0824-0-4300.00-1110-1000-310-000-205 NN F SUPPLIES				20.24	21.64
260589 PO-260581 02/10/2026 CLOSE		1 01-1100-0-4300.00-1110-1000-111-000-000 NN C SUPPLIES				29.64	0.00
260588 PO-260586 02/10/2026 CLOSE		1 01-1100-0-4300.00-1110-1000-111-000-000 NN C SUPPLIES				557.57	0.00
260635 PO-260622 02/10/2026 CLOSE		1 01-1100-0-4300.00-1110-1000-111-000-000 NN C SUPPLIES				238.05	0.00
260655 PO-260651 02/10/2026 1R7G-NHT4-319N		1 01-9038-0-4300.00-1110-1000-310-000-600 NN P SUPPLIES				274.32	274.32
260691 PO-260668 02/10/2026 14Q6-LG6V-6F9R		1 01-9038-0-4300.00-1801-4200-310-000-600 NN P SUPPLIES				92.52	92.52
0677 PO-260676 02/09/2026 1YXH-NKDF-3FWV		1 01-0824-0-4300.00-1110-1000-310-000-204 NN P SUPPLIES				1,777.35	1,777.35
260677 PO-260676 02/09/2026 19YK-T1CH-6Q1V		1 01-0824-0-4300.00-1110-1000-310-000-204 NN P SUPPLIES				952.96	952.96
260682 PO-260679 02/09/2026 1J7Q-Y4YC-J3M4		1 01-0824-0-4300.00-1110-1000-310-000-106 NN F SUPPLIES				126.63	116.88
260697 PO-260694 02/10/2026 16YR-NJ49-LCQ9		1 01-3010-0-4300.00-1110-1000-310-000-000 NN P SUPPLIES				524.88	524.88
260721 PO-260698 02/10/2026 17Q7-VKM6-9RXN		1 01-0824-0-4300.00-1110-1000-310-000-101 NN F SUPPLIES				709.58	709.50
		TOTAL PAYMENT AMOUNT 8,230.41 *					8,230.41
101836/00 APPLE COMPUTER INC P O BOX 846095 DALLAS, TX 75284-6095	942404110						
260533 PO-260532 02/10/2026 CLOSE		1 01-0824-0-4400.00-1110-1000-111-000-110 NN C NON-CAPITALIZED EQUIPMENT				54.78	0.00
		TOTAL PAYMENT AMOUNT 0.00 *					0.00

Vendor/Addr Remit name / Req Reference Date Description	Tax ID num	Deposit type / FD-RESC-Y-OBJT.SO-GOAL-FUNC-SCH-DD1-DD2 T9MPS	ABA num	Account num	EE ES	E-Term Liq Amt	E-ExtRef Net Amount
103359/00 AVID CENTER DEPT 270 PO BOX 509015 SAN DIEGO, CA 92150-9015							
260452 PO-260441 02/10/2026 INV007775		1 01-0824-0-5866.00-1110-1000-310-000-104 NN F PROFESSIONAL SERVICES				2,989.47	2,989.47
260452 PO-260441 02/10/2026 INV007775		2 01-0824-0-5300.00-1110-1000-310-000-101 NN F DUES & MEMBERSHIPS				2,320.13	2,319.53
		TOTAL PAYMENT AMOUNT		5,309.00 *			5,309.00
105660/00 AWESOME CHARTERS AND TOURS 3120 W. DOVEWOOD LANE FRESNO, CA 93711	271858427						
PV-260178 02/10/2026 22604		01-0824-0-5835.00-1110-1000-310-000-105 NY CONTRACTED TRANSPORTATION SVCS					1,495.00
PV-260178 02/10/2026 22605		01-0824-0-5835.00-1110-1000-310-000-105 NY CONTRACTED TRANSPORTATION SVCS					1,495.00
		TOTAL PAYMENT AMOUNT		2,990.00 *			2,990.00
105737/00 BLOSSOMING SPEECH THERAPY 19114 TYRONE ST. SPRING, TX 77373	883821328						
260237 PO-260249 02/10/2026 144		1 01-6500-0-5866.00-5770-3150-112-000-000 NY P PROFESSIONAL SERVICES				12,194.00	12,194.00
		TOTAL PAYMENT AMOUNT		12,194.00 *			12,194.00
104882/00 CALIFORNIA CHAMBER OF COMMERCE P.O. BOX 888342 LOS ANGELES, CA 90088-8342	940361980						
260522 PO-260519 02/09/2026 11903317		1 01-0000-0-4399.00-0000-7200-112-000-000 NN F MISCELLANEOUS SUPPLIES				465.55	356.77
		TOTAL PAYMENT AMOUNT		356.77 *			356.77

Vendor/Addr Remit name / Req Reference Date Description	Tax ID num	Deposit type / FD-RESC-Y-OBJT.SO-GOAL-FUNC-SCH-DD1-DD2 T9MPS	ABA num Account num	EE ES	E-Term Liq Amt	E-ExtRef Net Amount
105708/00 CAPITOL ADVOCACY 600 PENNSYLVANIA AVE SE #15048 WASHINGTON, DC 20003						
260267 PO-260260 02/09/2026 2026CAP040		1 01-0000-0-5866.00-0000-7200-112-000-000 NN P PROFESSIONAL SERVICES			2,692.22	2,692.22
		TOTAL PAYMENT AMOUNT 2,692.22 *				2,692.22
102441/00 CDW-G 75 REMITTANCE DRIVE SUITE 1515 CHICAGO, IL 60675-1515						
260535 PO-260530 02/10/2026 CLOSE		1 01-3010-0-4400.00-1110-1000-111-000-000 NN C NON-CAPITALIZED EQUIPMENT			54.25	0.00
		TOTAL PAYMENT AMOUNT 0.00 *				0.00
106036/00 FIRST BOOK 1319 F STREET NW SUITE 100 WASHINGTON, DC 20004	521779606					
260567 PO-260563 02/10/2026 7002161285		1 01-6300-0-4300.00-1110-1000-111-000-000 NN F SUPPLIES			133.14	102.99
260634 PO-260623 02/10/2026 CLOSE		1 01-1100-0-4300.00-1110-1000-111-000-000 NN C SUPPLIES			143.96	0.00
		TOTAL PAYMENT AMOUNT 102.99 *				102.99
035746/00 GILTON SOLID WASTE MANAGEMENT, INCORPORATED 755 S. YOSEMITE OAKDALE, CA 95361-4039	000000000					
260141 PO-260135 02/10/2026 002700087-00 N-000	02/15/29	1 01-0000-0-5550.00-0000-8200-112-000-000 NN P DISPOSAL/GARBAGE REMOVAL			1,105.07	1,105.07
260141 PO-260135 02/10/2026 000260632-00 N-000	02/15/26	1 01-0000-0-5550.00-0000-8200-112-000-000 NN P DISPOSAL/GARBAGE REMOVAL			553.62	553.62
260141 PO-260135 02/10/2026 002700089-00 N-001	02/15/26	1 01-0000-0-5550.00-0000-8200-112-000-000 NN P DISPOSAL/GARBAGE REMOVAL			132.71	132.71
260141 PO-260135 02/10/2026 002700122-00 N-001	02/15/26	1 01-0000-0-5550.00-0000-8200-112-000-000 NN P DISPOSAL/GARBAGE REMOVAL			483.22	483.22
260141 PO-260135 02/10/2026 002700122-00 N-001	02/15/26	1 01-0000-0-5550.00-0000-8200-112-000-000 NN P DISPOSAL/GARBAGE REMOVAL			724.83	724.83
260141 PO-260135 02/10/2026 002700122-00 N-003	02/15/26	1 01-0000-0-5550.00-0000-8200-112-000-000 NN P DISPOSAL/GARBAGE REMOVAL			809.94	809.94

Vendor/Addr Remit name | Tax ID num | Deposit type | ABA num | Account num | EE ES | E-Term | E-ExtRef
Req Reference | Date | Description | FD-RESC-Y-OBJT.SO-GOAL-FUNC-SCH-DD1-DD2 T9MPS | Liq Amt | Net Amount

035746 (CONTINUED)

260141 PO-260135 02/10/2026 002700340-00 NZ-000 02/15/26 1 01-0000-0-5550.00-0000-8200-112-000-000 NN P 87.94 87.94
DISPOSAL/GARBAGE REMOVAL
TOTAL PAYMENT AMOUNT 3,897.33 * 3,897.33

105352/00 GOTO 000000000
PO BOX 412252
BOSTON, MA 02241-2252

260139 PO-260133 02/09/2026 IN7104925385 1 01-0000-0-5922.00-0000-2700-112-000-000 NN P 3,952.26 3,952.26
COMMUNICATION - TELEPHONE SVCS
TOTAL PAYMENT AMOUNT 3,952.26 * 3,952.26

106054/00 HERC RENTALS INC 136174127
27500 RIVERVIEW CENTER BLVD
BONITA SPRINGS, FL 34134

260703 PO-260689 02/09/2026 36087171-004 1 01-8150-0-5620.00-0000-8110-112-000-000 NN F 6,344.13 3,602.10
RENTALS, LEASES OF EQUIPMENT
TOTAL PAYMENT AMOUNT 3,602.10 * 3,602.10

105914/00 HEYER GUTIERREZ LLP 000000000
1610 R STREET SUITE 300
SACRAMENTO, CA 95811

260530 PO-260514 02/09/2026 10530 1 01-6500-0-5200.00-5770-7410-112-000-000 NN F 3,613.00 3,613.00
TRAVEL & CONFERENCE
260757 PO-260745 02/09/2026 10530 1 01-6500-0-5801.00-5001-2100-112-000-000 NN P 5,076.30 5,076.30
LEGAL FEES
TOTAL PAYMENT AMOUNT 8,689.30 * 8,689.30

100659/00 HOME DEPOT CREDIT SERVICES
DEPT. 32- 2149232914
PO BOX 9001030
LOUISVILLE, KY 40290-1030

260629 PO-260644 02/10/2026 904809 1 01-8150-0-4300.00-0000-8110-112-000-000 NN P 585.29 585.29
SUPPLIES
TOTAL PAYMENT AMOUNT 585.29 * 585.29

Vendor/Addr Remit name / Req Reference Date Description	Tax ID num	Deposit type / FD-RESC-Y-OBJT.SO-GOAL-FUNC-SCH-DD1-DD2 T9MPS	ABA num	Account num	EE ES	E-Term Liq Amt	E-ExtRef Net Amount
103512/00 IRON MOUNTAIN P.O. BOX 27128 NEW YORK, NY 10087-7128							
260244 PO-260233 02/09/2026 KZHN820		1 01-0000-0-5550.00-0000-8200-112-000-000 NN P DISPOSAL/GARBAGE REMOVAL				958.67	958.67
		TOTAL PAYMENT AMOUNT 958.67 *					958.67
105403/00 KNAK AND COMPANY PO BOX 191309 BOISE, ID 83719	000000000						
PV-260179 02/10/2026 240055 CLAIM 02/05/26		01-0000-0-5450.00-0000-7200-112-000-000 NN OTHER INSURANCE					5,000.00
		TOTAL PAYMENT AMOUNT 5,000.00 *					5,000.00
106046/00 LEVESQUE, LINDA	554358181						
260562 PO-260559 02/10/2026 4		1 01-0000-0-5866.00-0000-7300-112-000-000 NY P PROFESSIONAL SERVICES				12,300.00	12,300.00
		TOTAL PAYMENT AMOUNT 12,300.00 *					12,300.00
102553/00 Lakeshore PO BOX 840250 Los Angeles, CA 90084-0250	000000000						
260075 PO-260074 02/10/2026 CLOSE		1 01-0824-0-4300.00-1110-1000-111-000-102 NN C SUPPLIES				27.07	0.00
260209 PO-260229 02/10/2026 CLOSE		1 01-1100-0-4200.00-1110-1000-111-000-000 NN C BOOKS AND REFERENCE MATERIALS				234.09	0.00
		TOTAL PAYMENT AMOUNT 0.00 *					0.00
056337/00 MERCED COUNTY OFFICE OF EDUCATION 632 W. 13TH STREET MERCED, CA 95340	0000000000						
260060 PO-260050 02/10/2026 50% PV		1 01-0824-0-5866.00-1110-1000-112-000-104 NN C PROFESSIONAL SERVICES				18,000.00	0.00
260060 PO-260050 02/10/2026 50% PV		1 01-0824-0-5866.00-1110-1000-112-000-104 NN O PROFESSIONAL SERVICES				-9,000.00	0.00

Vendor/Addr Remit name / Req Reference Date Description	Tax ID num	Deposit type / FD-RESC-Y-OBJT.SO-GOAL-FUNC-SCH-DD1-DD2 T9MPS	ABA num	Account num	EE ES	E-Term Liq Amt	E-ExtRef Net Amount
056337 (CONTINUED)							
260059 PO-260052 02/10/2026 50% PV		1 01-0824-0-5866.00-1110-1000-112-000-104 NN C PROFESSIONAL SERVICES				48,000.00	0.00
260059 PO-260052 02/10/2026 50% PV		1 01-0824-0-5866.00-1110-1000-112-000-104 NN O PROFESSIONAL SERVICES				-24,000.00	0.00
260104 PO-260100 02/10/2026 50% PV		1 01-0824-0-5866.00-1110-1000-112-000-104 NN C PROFESSIONAL SERVICES				40,500.00	0.00
260104 PO-260100 02/10/2026 50% PV		1 01-0824-0-5866.00-1110-1000-112-000-104 NN O PROFESSIONAL SERVICES				-25,250.00	0.00
		TOTAL PAYMENT AMOUNT 0.00 *					0.00
105966/00 OPERA MODESTO INC 1214 11TH ST SUITE 3 MODESTO, CA 95353	770013155						
260755 PO-260746 02/10/2026 4126SIS		1 01-2600-0-5805.00-1110-1000-111-000-000 NN F ADMISSION TIX COST/FIELD TRIPS				5,000.00	5,000.00
260754 PO-260748 02/10/2026 4026SIS		1 01-2600-0-5805.00-1110-1000-110-000-000 NN F ADMISSION TIX COST/FIELD TRIPS				5,000.00	5,000.00
260760 PO-260750 02/10/2026 4926SIS		1 01-2600-0-5805.00-1110-1000-112-000-000 NN F ADMISSION TIX COST/FIELD TRIPS				2,000.00	2,000.00
		TOTAL PAYMENT AMOUNT 12,000.00 *					12,000.00
105650/00 PANERA BREAD COMPANY PANERA, LLC PO BOX 7411740 CHICAGO, IL 60674-1740	042723701						
260258 PO-260254 02/10/2026 CLOSE		1 01-1100-0-4314.00-1110-1000-111-000-000 NY C FOOD - OTHER				73.61	0.00
		TOTAL PAYMENT AMOUNT 0.00 *					0.00
105585/00 PARADIGM 1225 4TH STREET #363 SAN FRANCISCO, CA 94158	000000000						
260188 PO-260217 02/10/2026 SHN5130		1 01-9457-0-5866.00-0000-7200-112-000-000 NN P PROFESSIONAL SERVICES				338.95	338.95
260188 PO-260217 02/10/2026 48377		1 01-9457-0-5866.00-0000-7200-112-000-000 NN P PROFESSIONAL SERVICES				148.04	148.04
		TOTAL PAYMENT AMOUNT 486.99 *					486.99

Vendor/Addr Remit name / Req Reference Date Description	Tax ID num	Deposit type / FD-RESC-Y-OBJT.SO-GOAL-FUNC-SCH-DD1-DD2 T9MPS	ABA num Account num	EE ES	E-Term Liq Amt	E-ExtRef Net Amount
105903/00 QBS LLC 49 PLAIN ST UNIT 200 NORTH ATTLEBORO, MA 02760	850705336					
260746 PO-260741 02/09/2026 INV536232		1 01-9418-0-5201.00-0000-7410-112-000-000 NY F PROFESSIONAL DEVLPMNT TRAINING			4,499.95	4,495.00
		TOTAL PAYMENT AMOUNT 4,495.00 *				4,495.00
104686/00 SAENZ PEST CONTROL INC 1175 TOIYABE CT MADERA, CA 93638	000000000					
260604 PO-260619 02/09/2026 21507		1 01-8150-0-5565.00-0000-8110-112-000-000 NN P PEST CONTROL			1,165.00	1,165.00
		TOTAL PAYMENT AMOUNT 1,165.00 *				1,165.00
080530/00 SISC III DENTAL P.O. BOX 1847 BAKERSFIELD, CA 93303-1847	000000000					
260022 PO-260023 02/09/2026 DENTAL 02/21-02/28/2026		1 01-0100-0-9554.00-0000-0000-000-000-000 NN P INSURANCE			12,346.20	12,346.20
260022 PO-260023 02/09/2026 DENTAL 02/21-02/28/2026		2 01-0000-0-9565.00-0000-7209-112-000-000 NN P RETIREE INSURANCE LIAB/HOLDG			2,719.80	2,719.80
		TOTAL PAYMENT AMOUNT 15,066.00 *				15,066.00
080531/00 SISC III HEALTH P.O. BOX 1847 BAKERSFIELD, CA 93303-1847	000000000					
260021 PO-260022 02/09/2026 HEALTH 02/21-02/28/26		1 01-0100-0-9554.00-0000-0000-000-000-000 NN P INSURANCE			269,551.25	269,551.25
260021 PO-260022 02/09/2026 HEALTH 02/21-02/28/26		2 01-0000-0-9565.00-0000-7209-112-000-000 NN P RETIREE INSURANCE LIAB/HOLDG			15,346.03	15,346.03
260021 PO-260022 02/09/2026 HEALTH 02/01-02/28/26		3 01-0000-0-3701.00-0000-7209-112-000-000 NN P OPEB, ALLOCATED CERTIFICATED			4,718.00	4,718.00
260021 PO-260022 02/09/2026 HEALTH 02/01-02/28/26		5 01-0000-0-3402.00-0000-7110-112-000-000 NN P HEALTH & WELFARE CLASSIFIED			3,252.67	3,252.67
PV-260174 02/09/2026 HEALTH 02/01-02/28/26		01-0000-0-3702.00-0000-7209-112-000-000 NN OPEB, ALLOCATED CLASSIFIED				7,120.30
		TOTAL PAYMENT AMOUNT 299,988.25 *				299,988.25

Vendor/Addr Remit name / Req Reference Date Description	Tax ID num	Deposit type / FD-RESC-Y-OBJT.SO-GOAL-FUNC-SCH-DD1-DD2	ABA num Account num	EE ES	E-Term Liq Amt	E-ExtRef Net Amount
080532/00 SISC III VISION P.O. BOX 1847 BAKERSFIELD, CA 93303-1847	000000000					
260019 PO-260021 02/09/2026 VISION 02/01-02/28/26		1 01-0100-0-9554.00-0000-0000-000-000-000 INSURANCE	NN P		2,617.90	2,617.90
260019 PO-260021 02/09/2026 VISION 02/01-02/28/26		2 01-0000-0-9565.00-0000-7209-112-000-000 RETIREE INSURANCE LIAB/HOLDG	NN P		520.50	520.50
		TOTAL PAYMENT AMOUNT 3,138.40 *				3,138.40
100063/00 SMILE MAKERS P.O. BOX 2543 SPARTANBURG, SC 29304						
260298 PO-260296 02/10/2026 CLOSE		1 01-0824-0-4300.00-1110-1000-111-000-207 SUPPLIES	NN C		7.31	0.00
		TOTAL PAYMENT AMOUNT 0.00 *				0.00
104029/00 SODEXO INC & AFFILIATES PO BOX 360170 PITTSBURGH, PA 15251-6170						
260203 PO-260192 02/10/2026 295129		1 01-0824-0-4314.00-1110-1000-310-000-204 FOOD - OTHER	NN P		224.10	22
260633 PO-260616 02/10/2026 295123		1 01-0824-0-5866.00-0000-3700-112-000-112 PROFESSIONAL SERVICES	NN P		7,500.00	7,500.00
260633 PO-260616 02/10/2026 295126		1 01-0824-0-5866.00-0000-3700-112-000-112 PROFESSIONAL SERVICES	NN P		7,500.00	7,500.00
		TOTAL PAYMENT AMOUNT 15,224.10 *				15,224.10
106051/00 SOLIANT HEALTH TTF HOLDING LOCKBOX PO BOX 846759 LOS ANGELES, CA 90084-6759	581970270					
260601 PO-260600 02/09/2026 21373236		1 01-6500-0-5866.00-5001-3150-112-000-000 PROFESSIONAL SERVICES	NY P		2,925.00	2,925.00
		TOTAL PAYMENT AMOUNT 2,925.00 *				2,925.00

Vendor/Addr Remit name / Req Reference Date Description	Tax ID num	Deposit type / FD-RESC-Y-OBJT.SO-GOAL-FUNC-SCH-DD1-DD2 T9MPS	ABA num	Account num	EE ES	E-Term Liq Amt	E-ExtRef Net Amount
103749/00 THE PARTY CONNECTION 210 N. FIRST ST. TURLOCK, CA 95380							
260719 PO-260700 02/10/2026 GMS MARQUEE DEPOSIT		1 01-0824-0-5866.00-1110-1000-115-000-111 NN P PROFESSIONAL SERVICES				115.00	115.00
TOTAL PAYMENT AMOUNT				115.00 *			115.00
105598/00 VAN DE POL PO BOX 1107 STOCKTON, CA 95201-1107							
260194 PO-260179 02/10/2026 CL14776		1 01-7010-0-4341.00-1110-1000-310-000-000 NN P GAS, OIL LUBE, ETC				201.70	201.70
260194 PO-260179 02/10/2026 CL14776		3 01-0000-0-4341.00-0000-8200-112-000-000 NN P GAS, OIL LUBE, ETC				269.23	269.23
260194 PO-260179 02/10/2026 CL14776		4 01-8150-0-4341.00-0000-8110-112-000-000 NN P GAS, OIL LUBE, ETC				104.32	104.32
260194 PO-260179 02/10/2026 CL14776		2 01-1100-0-4341.00-1801-4200-310-000-000 NN P GAS, OIL LUBE, ETC				52.90	52.90
260194 PO-260179 02/10/2026 CL14776		5 01-1100-0-4341.00-1110-1000-110-000-000 NN P GAS, OIL LUBE, ETC				61.44	61.44
260194 PO-260179 02/10/2026 CL14776		3 01-0000-0-4341.00-0000-8200-112-000-000 NN P GAS, OIL LUBE, ETC				95.32	95.32
260194 PO-260179 02/10/2026 CL14776		10 01-9038-0-4341.00-1110-1000-310-000-000 NN P GAS, OIL LUBE, ETC				96.48	96.48
TOTAL PAYMENT AMOUNT				881.39 *			881.39
TOTAL FUND PAYMENT				426,345.47 **			426,345.47

MERCED COUNTY OFFICE OF EDUCATION
CHECK REGISTER BATCH COVER

Gustine

01-5070
11-5074
13-5077
14-5072
17-5071
21-5069
25-5075
35-5078
40-5065

DATE: 2/11/26

DISTRICT FUND: 13 - 5077 BATCH# 29

DISTRICT NAME: **14 – GUSTINE UNIFIED SCHOOL DISTRICT**

TOTAL AMOUNT OF REGISTER: $ 53,833.58

CHECK LIST FOR CHECK REGISTERS
(PLEASE CHECKMARK EACH)

✓ Verify cash for each fund

✓ Ensure deposits have been made at the County Treasurer by 11 a.m.

✓ Provide all pages of prelist and Cover Sheet for each fund on prelist (even if zero)

✓ Retain original prelist for your records

✓ Proper signed authorization for each batch

ALL BATCHES MUST BE RELEASED AND HELD FOR AUDIT

DISTRICT SERVICES USE ONLY

RECEIVED BY DISTRICT SERVICES: _____

AUDIT APPROVED: _____

CASH CHECKED: _____

RELEASED FOR PAYMENT: _____

Vendor/Addr Remit name / Req Reference	Date	Description	Tax ID num	Deposit type / FD-RESC-Y-OBJT.SO-GOAL-FUNC-SCH-DD1-DD2 T9MPS	ABA num	Account num	EE ES	E-Term / Liq Amt	E-ExtRef / Net Amount
104549/00 BARAJAS, MARIA L									
PV-260177	02/10/2026	REIMB CULINARY INSTITUE		13-5310-0-5200.00-0000-3700-112-000-000 NN TRAVEL & CONFERENCE					74.17
		TOTAL PAYMENT AMOUNT		74.17 *					74.17
102132/00 GRAINGER DEPT. 843126632 PALTINE, IL 60038-0001									
260742 PO-260718	02/09/2026	9793724551	1	13-5310-0-4300.00-0000-3700-112-000-000 NN F SUPPLIES				292.18	298.13
		TOTAL PAYMENT AMOUNT		298.13 *					298.13
104029/00 SODEXO INC & AFFILIATES PO BOX 360170 PITTSBURGH, PA 15251-6170									
260299 PO-260297	02/10/2026	1003045015	1	13-5310-0-4700.00-0000-3700-112-000-000 NN P FOOD				38,619.38	41,792.47
0299 PO-260297	02/10/2026	1003045015	1	13-5310-0-4700.00-0000-3700-112-000-000 NN M FOOD				-4,483.52	-4,483.52
260299 PO-260297	02/10/2026	1003045015	2	13-5310-0-4300.00-0000-3700-112-000-000 NN P SUPPLIES				2,661.98	2,661.98
260299 PO-260297	02/10/2026	1003045015	3	13-5310-0-5866.00-0000-3700-112-000-000 NN P PROFESSIONAL SERVICES				7,073.40	7,073.40
260299 PO-260297	02/10/2026	1003045015	4	13-5310-0-5899.00-0000-3700-112-000-000 NN P OTHER SERVICES, FEES, OP EXPS				2,467.59	2,467.59
260299 PO-260297	02/10/2026	1003045015	6	13-5320-0-4300.00-0000-3700-112-000-000 NN P SUPPLIES				255.52	255.52
260299 PO-260297	02/10/2026	1003045015	8	13-5320-0-5899.00-0000-3700-112-000-000 NN P OTHER SERVICES, FEES, OP EXPS				382.90	382.90
PV-260175	02/10/2026	1003045015		13-5320-0-4700.00-0000-3700-112-000-000 NN FOOD					1,992.37
PV-260175	02/10/2026	1003045015		13-5320-0-5866.00-0000-3700-112-000-000 NN PROFESSIONAL SERVICES					1,149.08
		TOTAL PAYMENT AMOUNT		53,291.79 *					53,291.79

Vendor/Addr Remit name / Req Reference Date Description	Tax ID num	Deposit type / FD-RESC-Y-OBJT.SO-GOAL-FUNC-SCH-DD1-DD2 T9MPS	ABA num	Account num	EE ES	E-Term Liq Amt	E-ExtRef Net Amount
105598/00 VAN DE POL PO BOX 1107 STOCKTON, CA 95201-1107							
260194 PO-260179 02/10/2026 CL14776		8 13-5310-0-4341.00-0000-3700-112-000-000 NN P GAS, OIL LUBE, ETC				95.32	95.32
		TOTAL PAYMENT AMOUNT 95.32 *					95.32
104598/00 VARGAS, ELIZABETH S							
PV-260176 02/10/2026 REIMB FOR CULINARY INSTITUTE		13-5310-0-5200.00-0000-3700-112-000-000 NN TRAVEL & CONFERENCE					74.17
		TOTAL PAYMENT AMOUNT 74.17 *					74.17
		TOTAL FUND PAYMENT 53,833.58 **					53.833.58
		TOTAL BATCH PAYMENT 480,179.05 ***		0.00			480.179.05
		TOTAL DISTRICT PAYMENT 480,179.05 ****		0.00			480.179
		TOTAL FOR ALL DISTRICTS: 480,179.05 ****		0.00			480.179.05

Number of checks to be printed: 31, not counting voids due to stub overflows. 480.179.05
Number of zero dollar checks: 6, will be printed.
closed: 0
not closed: 6

Batch status: A All

From batch: 0030

To batch: 0030

Include Revolving Cash: Y

Include Address: Y

Include Object Desc: Y

Include Vendor TIN: Y

APPROVED FOR PAYMENT

Sara Gomez
2-24-26

MERCED COUNTY OFFICE OF EDUCATION
CHECK REGISTER BATCH COVER

Gustine

01-5070
11-5074
13-5077
14-5072
17-5071
21-5069
25-5075
35-5078
40-5065

DATE: 2/24/26

DISTRICT FUND: 01 - 5070 BATCH# 01

DISTRICT NAME: 14 – GUSTINE UNIFIED SCHOOL DISTRICT

TOTAL AMOUNT OF REGISTER: $ 233,762.35

CHECK LIST FOR CHECK REGISTERS
(PLEASE CHECKMARK EACH)

✓ Verify cash for each fund

✓ Ensure deposits have been made at the County Treasurer by 11 a.m.

✓ Provide all pages of prelist and Cover Sheet for each fund on prelist (even if zero)

✓ Retain original prelist for your records

✓ Proper signed authorization for each batch

ALL BATCHES MUST BE RELEASED AND HELD FOR AUDIT

DISTRICT SERVICES USE ONLY

RECEIVED BY DISTRICT SERVICES: _____

AUDIT APPROVED: _____

CASH CHECKED _____

RELEASED FOR PAYMENT: _____

Vendor/Addr Remit name / Req Reference Date Description	Tax ID num	Deposit type / FD-RESC-Y-OBJT.SO-GOAL-FUNC-SCH-DD1-DD2 T9MPS	ABA num Account num	EE ES E-Term E-ExtRef	Liq Amt	Net Amount
105879/00 ACME CONSTRUCTION CO INC PO BOX 4710 MODESTO, CA 95352	941383974					
260592 PO-260583 02/19/2026 25537-01		1 01-8150-0-6200.00-0000-8500-112-000-000 NN F BUILDINGS & IMPROVEMNT OF BLDG			42,814.00	42,814.00
		TOTAL PAYMENT AMOUNT 42,814.00 *				42,814.00
104957/00 AERIES SOFTWARE 770 THE CITY DR. SOUTH SUITE 6500 ORANGE, CA 92868	332248192					
260698 PO-260693 02/19/2026 CLOSE		1 01-7311-0-5200.00-1110-1000-115-000-000 NY C TRAVEL & CONFERENCE			1,406.17	0.00
		TOTAL PAYMENT AMOUNT 0.00 *				0.00
104706/00 AGRICULTURE & FAMILY CONSUMER SCIENCE EDUCATION CA DEP OF ED 1430 N STREET, SUITE 4202 SACRAMENTO, CA 95814	000000000					
764 PO-260757 02/18/2026 718		1 01-3550-0-5200.00-1110-1000-310-000-000 NN F TRAVEL & CONFERENCE			675.00	675.00
		TOTAL PAYMENT AMOUNT 675.00 *				675.00
104138/00 AIRCALL COMMUNICATIONS 2298 MARYANN DRIVE TURLOCK, CA 95380	813110806					
260758 PO-260751 02/19/2026 46552		1 01-9418-0-4300.00-0000-8300-112-000-000 NY F SUPPLIES			2,104.89	2,104.89
		TOTAL PAYMENT AMOUNT 2,104.89 *				2,104.89
103447/00 AMAZON CREDIT PLAN P.O. BOX 035184 SEATTLE, WA 98124-5184	000000000					
260068 PO-260065 02/17/2026 1WFK-KRQM-34H6		1 01-0824-0-4300.00-1110-1000-111-000-202 NN P SUPPLIES			183.62	183.62
260068 PO-260065 02/18/2026 1TFY-JGH3-639Q		1 01-0824-0-4300.00-1110-1000-111-000-202 NN P SUPPLIES			144.37	144.37
260068 PO-260065 02/18/2026 14C7-NFNC-43DD		1 01-0824-0-4300.00-1110-1000-111-000-202 NN P SUPPLIES			380.88	380.88

Vendor/Addr Remit name / Req Reference	Date	Description	Tax ID num	Deposit type / FD-RESC-Y-OBJT.SO-GOAL-FUNC-SCH-DD1-DD2 T9MPS	ABA num	Account num	EE ES	E-Term / Liq Amt	E-ExtRef / Net Amount
103447 (CONTINUED)									
260066 PO-260068	02/18/2026	1G3Y-7Y93-1FRY		1 01-0000-0-4300.00-0000-7200-112-000-000 NN P SUPPLIES				14.38	14.38
260071 PO-260069	02/17/2026	1XYP-6DKD-944X		1 01-0824-0-4300.00-1110-1000-111-000-102 NN P SUPPLIES				107.73	107.73
260071 PO-260069	02/17/2026	1MWL-CFHN-3V3T		1 01-0824-0-4300.00-1110-1000-111-000-102 NN P SUPPLIES				104.07	104.07
260071 PO-260069	02/17/2026	1JGM-36WD-4RY3		1 01-0824-0-4300.00-1110-1000-111-000-102 NN P SUPPLIES				9.67	9.67
260071 PO-260069	02/17/2026	13CK-WMQ1-614Q		1 01-0824-0-4300.00-1110-1000-111-000-102 NN P SUPPLIES				9.67	9.67
260071 PO-260069	02/17/2026	1434-F61X-3NTQ		1 01-0824-0-4300.00-1110-1000-111-000-102 NN P SUPPLIES				404.40	404.40
260070 PO-260071	02/17/2026	1PHK-RMW4-4RX9		1 01-0824-0-4300.00-1110-1000-111-000-102 NN P SUPPLIES				100.78	100.78
260070 PO-260071	02/17/2026	1YWF-7L76-Q9YY		1 01-0824-0-4300.00-1110-1000-111-000-102 NN P SUPPLIES				20.64	20.64
260070 PO-260071	02/17/2026	1NW9-YV7G-4H46		1 01-0824-0-4300.00-1110-1000-111-000-102 NN P SUPPLIES				342.30	342.30
260070 PO-260071	02/18/2026	1WGN-HFQG-4D9W		1 01-0824-0-4300.00-1110-1000-111-000-102 NN P SUPPLIES				47.38	47.38
260074 PO-260073	02/17/2026	1D4V-NNVW-MKFV		1 01-0824-0-4300.00-1110-1000-110-000-106 NN P SUPPLIES				116.07	116.07
260116 PO-260089	02/17/2026	1HLR-JFHJ-4Y9N		1 01-1100-0-4300.00-1801-4200-310-000-000 NN P SUPPLIES				86.58	86
260138 PO-260143	02/17/2026	137H-TDJ9-71W3		1 01-8150-0-4300.00-0000-8110-112-000-000 NN P SUPPLIES				45.01	45.01
260138 PO-260143	02/18/2026	14M3-QYRP-CTD7		1 01-8150-0-4300.00-0000-8110-112-000-000 NN P SUPPLIES				47.60	47.60
260138 PO-260143	02/18/2026	1NDT-3D6M-39HP		1 01-8150-0-4300.00-0000-8110-112-000-000 NN P SUPPLIES				13.73	13.73
260174 PO-260170	02/17/2026	1KQW-JYKJ-3HVM		1 01-0824-0-4300.00-1110-1000-110-000-205 NN P SUPPLIES				41.62	41.62
260201 PO-260194	02/17/2026	1JY3-WY7Q-LG37		1 01-6770-0-4300.00-1110-1000-310-000-000 NN P SUPPLIES				277.04	277.04
260198 PO-260197	02/18/2026	177X-4Q9N-3KPQ		1 01-0824-0-4300.00-1110-1000-310-000-206 NN P SUPPLIES				293.61	293.61
260273 PO-260269	02/17/2026	1MGL-JJF7-6H7X		1 01-0824-0-4300.00-1110-1000-115-000-206 NN P SUPPLIES				19.28	19.28
260316 PO-260335	02/18/2026	1XY3-W1GK-GKW1		1 01-2600-0-4300.00-1110-1000-111-000-000 NN P SUPPLIES				43.60	43.60
260316 PO-260335	02/18/2026	19R4-6K41-6FMJ		1 01-2600-0-4300.00-1110-1000-111-000-000 NN P SUPPLIES				644.75	644.75
260387 PO-260380	02/18/2026	191V-N3PY-46QL		1 01-6500-0-4300.00-5770-3120-112-000-000 NN P SUPPLIES				263.20	263.20
260416 PO-260412	02/18/2026	1X1R-D3NM-3FWN		1 01-0824-0-4300.00-1110-1000-310-000-305 NN P SUPPLIES				8.65	8.65

Vendor/Addr Remit name / Req Reference Date Description	Tax ID num	Deposit type / FD-RESC-Y-OBJT.SO-GOAL-FUNC-SCH-DD1-DD2 T9MPS	ABA num Account num	EE ES	E-Term Liq Amt	E-ExtRef Net Amount
103447 (CONTINUED)						
260414 PO-260413 02/18/2026 1DHR-NWKQ-36TG		1 01-0824-0-4300.00-1110-1000-310-000-205 SUPPLIES	NN	F	437.23	423.78
260413 PO-260415 02/18/2026 1V4T-LCQC-33TG		1 01-0824-0-4300.00-1110-1000-310-000-305 SUPPLIES	NN	F	180.48	196.40
260410 PO-260417 02/17/2026 16CJ-3V74-HL9T		1 01-0824-0-4300.00-1110-1000-310-000-107 SUPPLIES	NN	F	107.16	107.16
260426 PO-260428 02/17/2026 1DHR-NWKQ-3R66		1 01-0824-0-4300.00-1110-1000-110-000-202 SUPPLIES	NN	P	72.52	72.52
260453 PO-260442 02/17/2026 1DLJ-4QTD-1WJL		1 01-0824-0-4300.00-1110-1000-310-000-112 SUPPLIES	NN	P	1,011.15	1,011.15
260455 PO-260454 02/17/2026 IVH6-YMNK-3W3V		1 01-0824-0-4300.00-1110-1000-115-000-204 SUPPLIES	NN	F	17.30	17.30
260470 PO-260469 02/17/2026 1CGH-FXKC-KVV6		1 01-1100-0-4300.00-1110-1000-110-000-000 SUPPLIES	NN	F	70.36	65.65
260514 PO-260496 02/18/2026 1C3Q-LYGF-3NJ7		1 01-0824-0-4300.00-0000-7200-112-000-301 SUPPLIES	NN	P	41.11	41.11
260503 PO-260505 02/17/2026 1CCX-X9JX-4H7K		1 01-9038-0-4300.00-1110-1000-310-000-600 SUPPLIES	NN	P	147.30	147.30
260516 PO-260522 02/17/2026 1DX6-VRRT-WGD7		1 01-0824-0-4300.00-1110-1000-115-000-111 SUPPLIES	NN	P	181.85	181.85
260559 PO-260550 02/17/2026 17LT-QNVD-3FJK		1 01-0824-0-4300.00-1110-1000-310-000-103 SUPPLIES	NN	P	596.73	596.73
0588 PO-260586 02/17/2026 REOPEN		1 01-1100-0-4300.00-1110-1000-111-000-000 SUPPLIES	NN	O	-415.63	0.00
260588 PO-260586 02/17/2026 1YRH-PRNH-3C3V		1 01-1100-0-4300.00-1110-1000-111-000-000 SUPPLIES	NN	F	415.63	415.63
260622 PO-260615 02/18/2026 OPEN		1 01-0824-0-4300.00-1110-1000-112-000-202 SUPPLIES	NN	O	-9.63	0.00
260622 PO-260615 02/18/2026 1FWJ-NJ16-6FFD		1 01-0824-0-4300.00-1110-1000-112-000-202 SUPPLIES	NN	F	9.63	9.63
260646 PO-260630 02/17/2026 1CQ7-DTG4-9DQR		1 01-0824-0-4200.00-1110-2420-112-000-107 BOOKS AND REFERENCE MATERIALS	NN	F	36.83	36.83
		TOTAL PAYMENT AMOUNT 7,093.67 *				7,093.67
006217/00 ATKINSON ANDELSON LOYA RUUD, & ROMO, ATTORNEYS AT LAW 12800 CNTR COURT DR, SUITE 300 CERRITOS, CA 90703	953378600					
260591 PO-260588 02/17/2026 68730031200006		1 01-0000-0-5200.00-0000-7410-112-000-000 TRAVEL & CONFERENCE	NY	P	269.00	269.00
260591 PO-260588 02/17/2026 68730031300007		1 01-0000-0-5200.00-0000-7410-112-000-000 TRAVEL & CONFERENCE	NY	F	269.00	269.00

Vendor/Addr Remit name / Req Reference Date Description	Tax ID num	Deposit type / FD-RESC-Y-OBJT.SO-GOAL-FUNC-SCH-DD1-DD2 T9MPS	ABA num	Account num	EE	ES	E-Term	Liq Amt	E-ExtRef Net Amount
TOTAL PAYMENT AMOUNT			538.00 *						538.00
103359/00 AVID CENTER DEPT 270 PO BOX 509015 SAN DIEGO, CA 92150-9015									
PV-260184 02/19/2026 INV007776 (PO260441)		01-0824-0-5866.00-1110-1000-310-000-104 NN PROFESSIONAL SERVICES							0.60
TOTAL PAYMENT AMOUNT			0.60 *						0.60
105692/00 BLUUM USA, INC PO BOX 675326 DALLAS, TX 75267-5326	860716114								
260701 PO-260690 02/19/2026 1077888		1 01-3010-0-4400.00-1110-1000-310-000-000 NN NON-CAPITALIZED EQUIPMENT			F			9,270.40	9,270.14
TOTAL PAYMENT AMOUNT			9,270.14 *						9,270.14
105744/00 CALIFORNIA ACADEMY OF SCIENCE 55 MUSIC CONCOURSE DRIVE GOLDEN GATE PARK SAN FRANCISCO, CA 94118									
260752 PO-260743 02/19/2026 3720671		1 01-6762-0-5805.00-1110-1000-112-000-000 NN ADMISSION TIX COST/FIELD TRIPS			F			1,001.42	925.10
TOTAL PAYMENT AMOUNT			925.10 *						925.10
105992/00 CAMP TAYLOR INC 8224 W. GRAYSON RD MODESTO, CA 95358	043709177								
260759 PO-260752 02/19/2026 2026-022		1 01-2600-0-5805.00-1110-1000-111-000-000 NN ADMISSION TIX COST/FIELD TRIPS			F			5,000.00	5,000.00
TOTAL PAYMENT AMOUNT			5,000.00 *						5,000.00

Vendor/Addr Remit name / Req Reference Date Description	Tax ID num	Deposit type / FD-RESC-Y-OBJT.SO-GOAL-FUNC-SCH-DD1-DD2 T9MPS	ABA num	Account num	EE ES	E-Term Liq Amt	E-ExtRef Net Amount
103285/00 CITY OF GUSTINE PO BOX 16 GUSTINE, CA 95322							
260167 PO-260178 02/17/2026 SRO-0226		1 01-0824-0-5899.00-0000-8300-112-000-205 NN P OTHER SERVICES, FEES, OP EXPS				10,000.00	10,000.00
		TOTAL PAYMENT AMOUNT		10,000.00 *			10,000.00
104666/00 CITY OF NEWMAN PO BOX 787 NEWMAN, CA 95360							
260025 PO-260025 02/18/2026 0156033		1 01-0000-0-5842.00-0000-7200-112-000-000 NN P FINGERPRINTING				399.00	399.00
260025 PO-260025 02/18/2026 0156035		1 01-0000-0-5842.00-0000-7200-112-000-000 NN P FINGERPRINTING				57.00	57.00
260025 PO-260025 02/18/2026 0156034		1 01-0000-0-5842.00-0000-7200-112-000-000 NN F FINGERPRINTING				360.00	285.00
		TOTAL PAYMENT AMOUNT		741.00 *			741.00
105151/00 ENCINAS, HELEN L 818 BALSAM DR NEWMAN, CA 95360							
PV-260182 02/18/2026 REIMB MILAGE CSNO CONF 25/26		01-9457-0-5200.00-0000-7410-112-000-000 NN TRAVEL & CONFERENCE					129.78
		TOTAL PAYMENT AMOUNT		129.78 *			129.78
105486/00 ENGIE PROJECT CO FINCO PHASE IV LLC 1360 POST OAK BLVD., SUITE 400 HOUSTON, TX 77056-3030	832157180						
260151 PO-260152 02/19/2026 90083429		1 01-0000-0-5520.00-0000-8200-112-000-000 NY P ELECTRICITY				1,978.28	1,978.28
260151 PO-260152 02/19/2026 90083428		1 01-0000-0-5520.00-0000-8200-112-000-000 NY P ELECTRICITY				2,452.23	2,452.23
260151 PO-260152 02/19/2026 90083427		1 01-0000-0-5520.00-0000-8200-112-000-000 NY P ELECTRICITY				3,169.25	3,169.25
260151 PO-260152 02/19/2026 90083426		1 01-0000-0-5520.00-0000-8200-112-000-000 NY P ELECTRICITY				1,697.92	1,697.92
260151 PO-260152 02/19/2026 92051482		1 01-0000-0-5520.00-0000-8200-112-000-000 NY P ELECTRICITY				157.54	157.54
		TOTAL PAYMENT AMOUNT		9,455.22 *			9,455.22

Vendor/Addr Remit name / Req Reference Date Description	Tax ID num	Deposit type / FD-RESC-Y-OBJT.SO-GOAL-FUNC-SCH-DD1-DD2 T9MPS	ABA num	Account num	EE ES	E-Term Liq Amt	E-ExtRef Net Amount
104710/00 FIRST STUDENT 22157 NETWORK PLACE CHICAGO, IL 60673-1221							
260170 PO-260174 02/19/2026 12101250		1 01-0823-0-5866.00-0000-3600-112-000-000 NN F PROFESSIONAL SERVICES				39,589.98	10,829.91
260550 PO-260554 02/18/2026 661577		1 01-0823-0-5899.00-0000-3600-112-000-000 NN P OTHER SERVICES, FEES, OP EXPS				151.27	151.27
260550 PO-260554 02/18/2026 661578		1 01-0823-0-5899.00-0000-3600-112-000-000 NN P OTHER SERVICES, FEES, OP EXPS				914.26	914.26
260550 PO-260554 02/18/2026 661579		1 01-0823-0-5899.00-0000-3600-112-000-000 NN P OTHER SERVICES, FEES, OP EXPS				269.06	269.06
260550 PO-260554 02/18/2026 661639		1 01-0823-0-5899.00-0000-3600-112-000-000 NN P OTHER SERVICES, FEES, OP EXPS				362.72	362.72
260550 PO-260554 02/18/2026 661610		1 01-0823-0-5899.00-0000-3600-112-000-000 NN P OTHER SERVICES, FEES, OP EXPS				253.53	253.53
TOTAL PAYMENT AMOUNT		12,780.75 *					12,780.75
032475/00 FORD'S FARM SUPPLY 1302 SOUTH AVENUE GUSTINE, CA 95322	770483584						
260714 PO-260704 02/19/2026 188013		1 01-7010-0-4300.00-1110-1000-310-000-000 NN P SUPPLIES				75.36	75.36
TOTAL PAYMENT AMOUNT		75.36 *					75
104344/00 GARY'S RENT-A-CAN 21311 BLOSS AVENUE HILMAR, CA 95324							
260253 PO-260239 02/17/2026 335706		1 01-1100-0-5866.00-1801-4200-310-000-000 NN P PROFESSIONAL SERVICES				545.21	545.21
TOTAL PAYMENT AMOUNT		545.21 *					545.21
105998/00 HARO, DANIELLE							
260722 PO-260697 02/19/2026 REIMB ATTENDANCE INCENTIVES		1 01-0824-0-4300.00-1110-1000-115-000-207 NN P SUPPLIES				275.10	275.10
TOTAL PAYMENT AMOUNT		275.10 *					275.10

Vendor/Addr Remit name / Req Reference / Date / Description	Tax ID num / Deposit type / FD-RESC-Y-OBJT.SO-GOAL-FUNC-SCH-DD1-DD2 T9MPS	ABA num / Account num	EE ES E-Term E-ExtRef	Liq Amt	Net Amount
106054/00 HERC RENTALS INC 27500 RIVERVIEW CENTER BLVD BONITA SPRINGS, FL 34134	136174127				
260750 PO-260738 02/19/2026 36310476-001	1 01-8150-0-5620.00-0000-8110-112-000-000 NN P RENTALS, LEASES OF EQUIPMENT			1,099.49	1,099.49
	TOTAL PAYMENT AMOUNT 1,099.49 *				1,099.49
104587/00 IC REFRIGERATION 2216 ROCKEFELLER DR. CERES, CA 95307					
260773 PO-260764 02/19/2026 19487	1 01-8150-0-5630.00-0000-8110-112-000-000 NN P REPAIRS/MAINT - BUILDING			1,065.21	1,065.21
	TOTAL PAYMENT AMOUNT 1,065.21 *				1,065.21
105746/00 IMAGINE LEARNING LLC LOCKBOX 880670 PO BOX 29650 PHOENIX, AZ 85038-9650	000000000				
260492 PO-260486 02/19/2026 1103978	1 01-6300-0-4100.00-1110-1000-112-000-000 NN F APPRVD TEXTBKS/CORE CURRICULA			6,501.15	6,501.15
	TOTAL PAYMENT AMOUNT 6,501.15 *				6,501.15
106028/00 INTERNATIONAL INSTITUTE FOR RESTORATIVE PRACTICES 531 MAIN ST BETHLEHEM, PA 18018	233069199				
260524 PO-260517 02/19/2026 1380-0013-0013	1 01-4127-0-5200.00-1110-1000-112-000-000 NY F TRAVEL & CONFERENCE			475.00	475.00
260536 PO-260527 02/19/2026 YXN5PPDQFY4	1 01-4127-0-5200.00-1110-1000-112-000-000 NY F TRAVEL & CONFERENCE			475.00	475.00
	TOTAL PAYMENT AMOUNT 950.00 *				950.00

Vendor/Addr Remit name / Req Reference Date Description	Tax ID num	Deposit type / FD-RESC-Y-OBJT.SO-GOAL-FUNC-SCH-DD1-DD2 T9MPS	ABA num	Account num	EE ES	E-Term Liq Amt	E-ExtRef Net Amount
104363/00 JOE'S LANDSCAPING & CONCRT IN & CONCRETE INC. PO BOX 883 NEWMAN, CA 95360	000000000						
260046 PO-260049 02/19/2026 20166		1 01-0824-0-5802.00-0000-8110-112-000-201 MAINTENANCE AGRMTS-NONEQUIP	NN	F		14,220.43	14,338.99
		TOTAL PAYMENT AMOUNT 14,338.99 *					14,338.99
106045/00 LONGOBARDI, CAROL	112503252						
260563 PO-260560 02/18/2026 1004		1 01-0000-0-5866.00-0000-7300-112-000-000 PROFESSIONAL SERVICES	NY	P		6,975.00	6,975.00
		TOTAL PAYMENT AMOUNT 6,975.00 *					6,975.00
103573/00 MELLO, MELANIE							
PV-260183 02/18/2026 REIMB RESORT FEE ASCA 25/26		01-0824-0-5200.00-1110-1000-110-000-104 TRAVEL & CONFERENCE	NN				163.47
		TOTAL PAYMENT AMOUNT 163.47 *					163
105276/00 MID VALLEY IT 3220 WEST MONTE VISTA AVE#298 TURLOCK, CA 95380							
260165 PO-260165 02/19/2026 956		1 01-0000-0-5912.00-0000-2700-112-000-000 COMMUN - INTERNET SVCS/LINES	NN	P		10,600.00	10,600.00
260576 PO-260580 02/18/2026 202146003		1 01-0824-0-4300.00-1110-1000-310-000-205 SUPPLIES	NN	F		283.23	261.65
		TOTAL PAYMENT AMOUNT 10,861.65 *					10,861.65

Vendor/Addr Remit name / Req Reference Date Description	Tax ID num	Deposit type / FD-RESC-Y-OBJT.SO-GOAL-FUNC-SCH-DD1-DD2 T9MPS	ABA num	Account num	EE ES	E-Term	E-ExtRef	Liq Amt	Net Amount
105647/00 NAVIGATE 360 PO BOX 933402 CLEVELAND, OH 44193	462392448								
260768 PO-260763 02/18/2026 INV-50631		1 01-0824-0-5866.00-0000-3900-112-000-205 NY F PROFESSIONAL SERVICES						6,529.61	6,529.61
		TOTAL PAYMENT AMOUNT 6,529.61 *							6,529.61
105390/00 ONSCENE TECHNOLOGIES INC 14A MECHANIC ST RAMSEY, NJ 07446	462019284								
260766 PO-260755 02/18/2026 3077		1 01-0824-0-5866.00-0000-3900-112-000-205 NN F PROFESSIONAL SERVICES						8,040.00	8,040.00
		TOTAL PAYMENT AMOUNT 8,040.00 *							8,040.00
101470/00 P G & E BOX 997300 SACRAMENTO, CA 95899-7300									
260245 PO-260234 02/18/2026 5159195533-4 02/26/2026		1 01-0000-0-5520.00-0000-8200-112-000-000 NN P ELECTRICITY						4,544.96	4,544.96
		TOTAL PAYMENT AMOUNT 4,544.96 *							4,544.96
106053/00 PROFESSOR EGGHEAD SCIENCE ACADEMY 5636 SAN FRANCISCO RD STE 101 GLENDALE, CA 91202	474285569								
260630 PO-260612 02/19/2026 3524		1 01-2600-0-5866.00-1110-1000-112-000-000 NY P PROFESSIONAL SERVICES						48,000.00	48,000.00
		TOTAL PAYMENT AMOUNT 48,000.00 *							48,000.00
105100/00 PRUDENTIAL OVERALL SUPPLY PO BOX 511886 LOS ANGELES, CA 90051-1827	951535681								
260166 PO-260166 02/19/2026 82051484		1 01-8150-0-5560.00-0000-8110-112-000-000 NY P LAUNDRY/DRY CLEANING						202.53	202.53
260166 PO-260166 02/19/2026 82051482		1 01-8150-0-5560.00-0000-8110-112-000-000 NY P LAUNDRY/DRY CLEANING						157.54	157.54
260166 PO-260166 02/19/2026 82051480		1 01-8150-0-5560.00-0000-8110-112-000-000 NY P LAUNDRY/DRY CLEANING						291.52	291.52

Vendor/Addr Remit name | Tax ID num | Deposit type | ABA num | Account num | EE ES | E-Term | E-ExtRef
Req Reference | Date | Description | FD-RESC-Y-OBJT.SO-GOAL-FUNC-SCH-DD1-DD2 T9MPS | Liq Amt | Net Amount

105100 (CONTINUED)

260166 PO-260166 02/19/2026 82051481 — 1 01-8150-0-5560.00-0000-8110-112-000-000 NY P — 100.81 — 100.81
LAUNDRY/DRY CLEANING
TOTAL PAYMENT AMOUNT 752.40 * 752.40

105440/00 RIVERSIDE INSIGHTS 000000000
PO BOX 7410058
CHICAGO, IL 60674-5058

260712 PO-260706 02/19/2026 INV268218 — 1 01-6500-0-4312.00-5770-1110-112-000-000 NN F — 5,337.60 — 5,335.20
TESTS
TOTAL PAYMENT AMOUNT 5,335.20 * 5,335.20

102511/00 S.W. SCHOOL SUPPLY 000000000
PO BOX 931917
ATLANTA, GA 31193-1917

260073 PO-260075 02/18/2026 6054078453 — 1 01-1100-0-4300.00-1110-1000-110-000-000 NN P — 253.90 — 253.90
SUPPLIES
TOTAL PAYMENT AMOUNT 253.90 * 253.90

104245/00 SAN JOAQUIN PEST CONTROL
PO BOX 7705
FRESNO, CA 93747-7705

260043 PO-260046 02/19/2026 432375 — 1 01-8150-0-5565.00-0000-8110-112-000-000 NN P — 300.00 — 300.00
PEST CONTROL
TOTAL PAYMENT AMOUNT 300.00 * 300.00

106051/00 SOLIANT HEALTH 581970270
TTF HOLDING LOCKBOX
PO BOX 846759
LOS ANGELES, CA 90084-6759

260601 PO-260600 02/19/2026 21379172 — 1 01-6500-0-5866.00-5001-3150-112-000-000 NY P — 2,925.00 — 2,925.00
PROFESSIONAL SERVICES
TOTAL PAYMENT AMOUNT 2,925.00 * 2,925.00

Vendor/Addr Remit name / Req Reference Date Description	Tax ID num	Deposit type / FD-RESC-Y-OBJT.SO-GOAL-FUNC-SCH-DD1-DD2 T9MPS	ABA num Account num	EE ES	E-Term Liq Amt	E-ExtRef Net Amount
106006/00 SWEAT III 826 LIGHTHOUSE DR WEST SACRAMENTO, CA 95605	611309543					
260647 PO-260629 02/19/2026 GHS-PHS 25-26YR		1 01-4127-0-5866.00-1110-1000-311-000-000 NY F PROFESSIONAL SERVICES			9,000.00	9,000.00
		TOTAL PAYMENT AMOUNT	9,000.00 *			9,000.00
104323/00 U.S. BANK EQUIPMENT FINANCE P.O. BOX 790448 ST LOUIS, MO 63179-0448	000000000					
260152 PO-260151 02/18/2026 575056729		1 01-0000-0-5620.00-0000-2700-112-000-000 NN P RENTALS, LEASES OF EQUIPMENT			413.19	413.19
260152 PO-260151 02/18/2026 575056729		2 01-1100-0-5620.00-1110-1000-110-000-000 NN P RENTALS, LEASES OF EQUIPMENT			413.19	413.19
260152 PO-260151 02/18/2026 575056729		5 01-3010-0-5620.00-1110-1000-111-000-000 NN P RENTALS, LEASES OF EQUIPMENT			619.79	619.79
260152 PO-260151 02/18/2026 575056729		6 01-1100-0-5620.00-1110-1000-115-000-000 NN P RENTALS, LEASES OF EQUIPMENT			826.37	826.37
		TOTAL PAYMENT AMOUNT	2,272.54 *			2,272.54
209/00 VIA ADVENTURES INC 300 GROGAN AVENUE MERCED, CA 95340-6446						
260748 PO-260742 02/19/2026 44954		1 01-1100-0-5835.00-1601-4200-115-000-000 NN F CONTRACTED TRANSPORTATION SVCS			975.00	975.00
		TOTAL PAYMENT AMOUNT	975.00 *			975.00
105638/00 WESTSIDE CONNECT PO BOX 1958 MANTECA, CA 95336	850656466					
260028 PO-260030 02/19/2026 411935		1 01-0000-0-5899.00-0000-7200-112-000-000 NY P OTHER SERVICES, FEES, OP EXPS			400.00	400.00
		TOTAL PAYMENT AMOUNT	400.00 *			400.00

Vendor/Addr	Remit name / Req	Reference	Date	Description	Tax ID num	Deposit type / FD-RESC-Y-OBJT.SO-GOAL-FUNC-SCH-DD1-DD2	ABA num	Account num	EE	ES	E-Term Liq Amt	E-ExtRef Net Amount
098817/00	YANCEY HOME CENTER P.O. BOX 875 NEWMAN, CA 95360				000000000							
		260349	PO-260338	02/19/2026 A202212050		1 01-7010-0-4300.00-1110-1000-310-000-000 NN P SUPPLIES					184.74	184.74
						TOTAL PAYMENT AMOUNT		184.74 *				184.74
						TOTAL FUND PAYMENT		233,892.13 **				233,892.13

MERCED COUNTY OFFICE OF EDUCATION
CHECK REGISTER BATCH COVER

Gustine

01-5070
11-5074
13-5077
14-5072
17-5071
21-5069
25-5075
35-5078
40-5065

DATE: 2/24/26

DISTRICT FUND: 11 - 5074 BATCH# 01

DISTRICT NAME: **14 – GUSTINE UNIFIED SCHOOL DISTRICT**

TOTAL AMOUNT OF REGISTER: $ 516.49

CHECK LIST FOR CHECK REGISTERS
(PLEASE CHECKMARK EACH)

✓ Verify cash for each fund

✓ Ensure deposits have been made at the County Treasurer by 11 a.m.

✓ Provide all pages of prelist and Cover Sheet for each fund on prelist (even if zero)

✓ Retain original prelist for your records

✓ Proper signed authorization for each batch

ALL BATCHES MUST BE RELEASED AND HELD FOR AUDIT

DISTRICT SERVICES USE ONLY

RECEIVED BY DISTRICT SERVICES: _____

AUDIT APPROVED: _____

CASH CHECKED: _____

RELEASED FOR PAYMENT: _____

Vendor/Addr Remit name / Req Reference Date Description	Tax ID num	Deposit type / FD-RESC-Y-OBJT.SO-GOAL-FUNC-SCH-DD1-DD2 T9MPS	ABA num	Account num	EE ES	E-Term Liq Amt	E-ExtRef Net Amount
104323/00 U.S. BANK EQUIPMENT FINANCE P.O. BOX 790448 ST LOUIS, MO 63179-0448	000000000						
260152 PO-260151 02/18/2026 575056729		3 11-3926-0-5620.00-0000-2700-312-000-000 NN P RENTALS, LEASES OF EQUIPMENT				103.30	103.30
260152 PO-260151 02/18/2026 575056729		4 11-3905-0-5620.00-0000-2700-312-000-000 NN P RENTALS, LEASES OF EQUIPMENT				413.19	413.19
		TOTAL PAYMENT AMOUNT		516.49 *			516.49
		TOTAL FUND PAYMENT		516.49 **			516.49

MERCED COUNTY OFFICE OF EDUCATION
CHECK REGISTER BATCH COVER

Gustine

01-5070
11-5074
13-5077
14-5072
17-5071
21-5069
25-5075
35-5078
40-5065

DATE: 2/24/26

DISTRICT FUND: 13 - 5077 BATCH# 30

DISTRICT NAME: **14 – GUSTINE UNIFIED SCHOOL DISTRICT**

TOTAL AMOUNT OF REGISTER: $ 2,845.96

CHECK LIST FOR CHECK REGISTERS
(PLEASE CHECKMARK EACH)

✓ Verify cash for each fund

✓ Ensure deposits have been made at the County Treasurer by 11 a.m.

✓ Provide all pages of prelist and Cover Sheet for each fund on prelist (even if zero)

✓ Retain original prelist for your records

✓ Proper signed authorization for each batch

ALL BATCHES MUST BE RELEASED AND HELD FOR AUDIT

DISTRICT SERVICES USE ONLY

RECEIVED BY DISTRICT SERVICES: _____

AUDIT APPROVED: _____

CASH CHECKED: _____

RELEASED FOR PAYMENT: _____

Vendor/Addr Remit name / Req Reference	Date	Description	Tax ID num	Deposit type / FD-RESC-Y-OBJT.SO-GOAL-FUNC-SCH-DD1-DD2	ABA num	Account num	T9MPS	EE ES	E-Term Liq Amt	E-ExtRef Net Amount
103447/00 AMAZON CREDIT PLAN P.O. BOX 035184 SEATTLE, WA 98124-5184			000000000							
260158 PO-260155	02/18/2026	1Y4C-1RFR-KW79		1 13-5310-0-4300.00-0000-3700-112-000-000 SUPPLIES			NN	P	276.08	276.08
260158 PO-260155	02/18/2026	1R6J-74G6-4KKL		1 13-5310-0-4300.00-0000-3700-112-000-000 SUPPLIES			NN	P	111.35	111.35
260158 PO-260155	02/18/2026	1QTX-HCHG-3XHN		1 13-5310-0-4300.00-0000-3700-112-000-000 SUPPLIES			NN	P	13.14	13.14
PV-260180	02/18/2026	1R41-RDMC-HWNT		13-5310-0-4300.00-0000-3700-112-000-000 SUPPLIES			NN			1,360.98
				TOTAL PAYMENT AMOUNT		1,761.55 *				1,761.55
105778/00 BRADY INDUSTRIES 7055 LINDELL RD LAS VEGAS, NV 89118			000000000							
260761 PO-260760	02/19/2026	11282200		1 13-5310-0-4300.00-0000-3700-112-000-000 SUPPLIES			NN	P	1,010.24	1,010.24
				TOTAL PAYMENT AMOUNT		1,010.24 *				1,010.24
104598/00 VARGAS, ELIZABETH S			000000000							
PV-260181	02/18/2026	REIMB RESORT FEE / MEALS		13-5310-0-5200.00-0000-3700-112-000-000 TRAVEL & CONFERENCE			NN			74.17
				TOTAL PAYMENT AMOUNT		74.17 *				74.17
				TOTAL FUND PAYMENT		2,845.96 **				2,845.96
				TOTAL BATCH PAYMENT		237,254.58 ***			0.00	237,254.58
				TOTAL DISTRICT PAYMENT		237,254.58 ****			0.00	237,254.58
				TOTAL FOR ALL DISTRICTS:		237,254.58 ****			0.00	237,254.58

Number of checks to be printed: 43, not counting voids due to stub overflows. 237,254.58
Number of zero dollar checks: 1, will be printed.
closed: 0
not closed: 1

Batch status: A All

From batch: 0031

To batch: 0031

Include Revolving Cash: Y

Include Address: Y

Include Object Desc: Y

Include Vendor TIN: Y

APPROVED FOR PAYMENT

3/2/26

MERCED COUNTY OFFICE OF EDUCATION
CHECK REGISTER BATCH COVER

Gustine

01-5070
11-5074
13-5077
14-5072
17-5071
21-5069
25-5075
35-5078
40-5065

DATE: 3/2/26

DISTRICT FUND: 01 - 5070 BATCH# 31

DISTRICT NAME: **14 – GUSTINE UNIFIED SCHOOL DISTRICT**

TOTAL AMOUNT OF REGISTER: $ 102,282.50

CHECK LIST FOR CHECK REGISTERS
(PLEASE CHECKMARK EACH)

✓ Verify cash for each fund

✓ Ensure deposits have been made at the County Treasurer by 11 a.m.

✓ Provide all pages of prelist and Cover Sheet for each fund on prelist (even if zero)

✓ Retain original prelist for your records

✓ Proper signed authorization for each batch

ALL BATCHES MUST BE RELEASED AND HELD FOR AUDIT

DISTRICT SERVICES USE ONLY

RECEIVED BY DISTRICT SERVICES: _____

AUDIT APPROVED: _____

CASH CHECKED: _____

RELEASED FOR PAYMENT: _____

Vendor/Addr Remit name / Req Reference Date Description	Tax ID num	Deposit type / FD-RESC-Y-OBJT.SO-GOAL-FUNC-SCH-DD1-DD2 T9MPS	ABA num	Account num	EE ES	E-Term	E-ExtRef	Liq Amt	Net Amount
104957/00 AERIES SOFTWARE 770 THE CITY DR. SOUTH SUITE 6500 ORANGE, CA 92868	332248192								
PV-260193 02/27/2026 PERDIEM AERIES CONF 26		01-0824-0-5200.00-1110-1000-115-000-104 NY TRAVEL & CONFERENCE							99.00
TOTAL PAYMENT AMOUNT			99.00 *						99.00
103447/00 AMAZON CREDIT PLAN P.O. BOX 035184 SEATTLE, WA 98124-5184	000000000								
260068 PO-260065 02/25/2026 1PDN-VPN7-49G7		1 01-0824-0-4300.00-1110-1000-111-000-202 NN P SUPPLIES						129.46	129.46
260071 PO-260069 02/25/2026 13LJ-NM19-1PR4		1 01-0824-0-4300.00-1110-1000-111-000-102 NN P SUPPLIES						668.74	668.74
260071 PO-260069 02/25/2026 17P9-1GH9-4WT7		1 01-0824-0-4300.00-1110-1000-111-000-102 NN P SUPPLIES						19.36	19.36
260138 PO-260143 02/26/2026 14XX-4RW4-MRHL		1 01-8150-0-4300.00-0000-8110-112-000-000 NN P SUPPLIES						200.01	200.01
260131 PO-260144 02/25/2026 16TV-VY4D-1XVP		1 01-0824-0-4300.00-1110-1000-112-000-104 NN P SUPPLIES						420.90	420.90
0131 PO-260144 02/25/2026 13CK-WMQ1-614Q		1 01-0824-0-4300.00-1110-1000-112-000-104 NN F SUPPLIES						9.91	9.67
260660 PO-260658 02/26/2026 1MV6-QY9D-3HDG		1 01-0824-0-4300.00-1110-2420-112-000-107 NN O SUPPLIES						-10.38	0.00
260660 PO-260658 02/26/2026 1MV6-QY9D-3HDG		1 01-0824-0-4300.00-1110-2420-112-000-107 NN F SUPPLIES						10.38	10.38
260675 PO-260674 02/25/2026 1R7G-NHT4-1P69		1 01-0458-0-4300.00-0000-3140-112-000-000 NN F SUPPLIES						202.11	209.81
260739 PO-260719 02/26/2026 113G-R4YN-3GJY		1 01-0824-0-4300.00-1110-1000-110-000-206 NN P SUPPLIES						1,026.10	1,026.10
260733 PO-260724 02/26/2026 19R7-VWXQ-6YWX		1 01-0824-0-4300.00-1110-1000-310-000-110 NN P SUPPLIES						194.48	194.48
260717 PO-260735 02/26/2026 1K3H-RPHV-7MNX		1 01-9038-0-4300.00-1110-1000-310-000-600 NN P SUPPLIES						167.90	167.90
TOTAL PAYMENT AMOUNT			3,056.81 *						3,056.81

Vendor/Addr Remit name / Req Reference Date Description	Tax ID num	Deposit type / FD-RESC-Y-OBJT.SO-GOAL-FUNC-SCH-DD1-DD2 T9MPS	ABA num	Account num	EE ES	E-Term / Liq Amt	E-ExtRef / Net Amount
100190/00 AMERICAN FIDELITY ASSURANCE PO BOX 268805 OKLAHOMA CITY, CA 73126-8805							
260013 PO-260014 02/27/2026 D940433		1 01-0100-0-9556.00-0000-0000-000-000-000 NN P MISC DISTRICT VOL-DEDS (1)				7,011.28	7,011.28
		TOTAL PAYMENT AMOUNT 7,011.28 *					7,011.28
105268/00 AMERICAN FIDELITY FLEX PO BOX 219326 KANSAS CITY, MO 64121-9326							
260014 PO-260015 02/27/2026 2664152		1 01-0100-0-9556.00-0000-0000-000-000-000 NN P MISC DISTRICT VOL-DEDS (1)				993.33	993.33
		TOTAL PAYMENT AMOUNT 993.33 *					993.33
104330/00 AT&T PO BOX 5025 CAROL STREAM, IL 60197	000000000						
PV-260194 02/27/2026 436 951-9432 437 8		03/11/26 01-0000-0-5912.00-0000-2700-112-000-000 NN COMMUN - INTERNET SVCS/LINES					755.96
		TOTAL PAYMENT AMOUNT 755.96 *					75
100561/00 AZEVEDO, BARBARA							
PV-260189 02/26/2026 PERDIEM CHIL EXPT CONF 26		01-0824-0-5200.00-5770-1110-112-000-104 NN TRAVEL & CONFERENCE					219.00
		TOTAL PAYMENT AMOUNT 219.00 *					219.00
101107/00 BEEVERS, RHONDA							
PV-260195 02/27/2026 PERDIEM AERIES CONF		01-0824-0-5200.00-1110-1000-115-000-104 NN TRAVEL & CONFERENCE					99.00
		TOTAL PAYMENT AMOUNT 99.00 *					99.00

Vendor/Addr / Req Reference	Remit name / Date	Description	Tax ID num / Deposit type / FD-RESC-Y-OBJT.SO-GOAL-FUNC-SCH-DD1-DD2 T9MPS	ABA num / Account num	EE ES E-Term E-ExtRef	Liq Amt	Net Amount
105692/00	BLUUM USA, INC PO BOX 675326 DALLAS, TX 75267-5326		860716114				
260765 PO-260754	02/26/2026	1081928	1 01-0824-0-5912.00-1110-1000-112-000-110 NN F COMMUN - INTERNET SVCS/LINES			7,312.00	7,312.00
			TOTAL PAYMENT AMOUNT 7,312.00 *				7,312.00
106016/00	CALNET AT&T PO BOX 9011 CAROL STREAM, IL 60197-9011		000000000				
260255 PO-260241	02/27/2026	000024822907	1 01-0000-0-5912.00-0000-2700-112-000-000 NN P COMMUN - INTERNET SVCS/LINES			3.96	3.96
			TOTAL PAYMENT AMOUNT 3.96 *				3.96
104854/00	CERES WORLD TRAVEL 3012 N. WALNUT RD TURLOCK, CA 95382		680532311				
260747 PO-260749	02/26/2026	031226-GHS	1 01-0824-0-5866.00-1110-1000-310-000-101 NY F PROFESSIONAL SERVICES			2,328.96	2,328.96
			TOTAL PAYMENT AMOUNT 2,328.96 *				2,328.96
104666/00	CITY OF NEWMAN PO BOX 787 NEWMAN, CA 95360						
260788 PO-260766	02/26/2026	0156032	1 01-0000-0-5842.00-0000-7200-112-000-000 NN P FINGERPRINTING			285.00	285.00
			TOTAL PAYMENT AMOUNT 285.00 *				285.00
019127/00	COAST HARDWARE 545 FIFTH STREET GUSTINE, CA 95322		000000000				
260753 PO-260744	02/27/2026	616954	1 01-8150-0-4300.00-0000-8110-112-000-000 NN P SUPPLIES			12.98	12.98
260753 PO-260744	02/27/2026	616962	1 01-8150-0-4300.00-0000-8110-112-000-000 NN P SUPPLIES			17.28	17.28
260753 PO-260744	02/27/2026	616974	1 01-8150-0-4300.00-0000-8110-112-000-000 NN P SUPPLIES			12.08	12.08

Vendor/Addr Remit name / Req Reference	Date	Description	Tax ID num	Deposit type / FD-RESC-Y-OBJT.SO-GOAL-FUNC-SCH-DD1-DD2 T9MPS	ABA num	Account num	EE ES	E-Term Liq Amt	E-ExtRef Net Amount
019127 (CONTINUED)									
260753 PO-260744	02/27/2026	616987		1 01-8150-0-4300.00-0000-8110-112-000-000 NN P SUPPLIES				184.03	184.03
260753 PO-260744	02/27/2026	617038		1 01-8150-0-4300.00-0000-8110-112-000-000 NN P SUPPLIES				30.29	30.29
260753 PO-260744	02/27/2026	617068		1 01-8150-0-4300.00-0000-8110-112-000-000 NN P SUPPLIES				52.13	52.13
260753 PO-260744	02/27/2026	617098		1 01-8150-0-4300.00-0000-8110-112-000-000 NN P SUPPLIES				43.26	43.26
260753 PO-260744	02/27/2026	617099		1 01-8150-0-4300.00-0000-8110-112-000-000 NN P SUPPLIES				8.22	8.22
260753 PO-260744	02/27/2026	617131		1 01-8150-0-4300.00-0000-8110-112-000-000 NN P SUPPLIES				72.03	72.03
260753 PO-260744	02/27/2026	617148		1 01-8150-0-4300.00-0000-8110-112-000-000 NN P SUPPLIES				24.89	24.89
260753 PO-260744	02/27/2026	617208		1 01-8150-0-4300.00-0000-8110-112-000-000 NN P SUPPLIES				15.78	15.78
260753 PO-260744	02/27/2026	617258		1 01-8150-0-4300.00-0000-8110-112-000-000 NN P SUPPLIES				91.94	91.94
260753 PO-260744	02/27/2026	617419		1 01-8150-0-4300.00-0000-8110-112-000-000 NN P SUPPLIES				38.92	38.92
260753 PO-260744	02/27/2026	617507		1 01-8150-0-4300.00-0000-8110-112-000-000 NN P SUPPLIES				39.67	39.67
260753 PO-260744	02/27/2026	617545		1 01-8150-0-4300.00-0000-8110-112-000-000 NN P SUPPLIES				216.48	21
260753 PO-260744	02/27/2026	617601		1 01-8150-0-4300.00-0000-8110-112-000-000 NN P SUPPLIES				84.41	84.41
260753 PO-260744	02/27/2026	617604		1 01-8150-0-4300.00-0000-8110-112-000-000 NN P SUPPLIES				6.47	6.47
260753 PO-260744	02/27/2026	617606		1 01-8150-0-4300.00-0000-8110-112-000-000 NN P SUPPLIES				14.70	14.70
260753 PO-260744	02/27/2026	617681		1 01-8150-0-4300.00-0000-8110-112-000-000 NN P SUPPLIES				51.92	51.92
260753 PO-260744	02/27/2026	617715		1 01-8150-0-4300.00-0000-8110-112-000-000 NN P SUPPLIES				106.75	106.75
260753 PO-260744	02/27/2026	617717		1 01-8150-0-4300.00-0000-8110-112-000-000 NN P SUPPLIES				34.63	34.63
260753 PO-260744	02/27/2026	617955		1 01-8150-0-4300.00-0000-8110-112-000-000 NN P SUPPLIES				55.82	55.82
260753 PO-260744	02/27/2026	617970		1 01-8150-0-4300.00-0000-8110-112-000-000 NN P SUPPLIES				108.24	108.24
260753 PO-260744	02/27/2026	618037		1 01-8150-0-4300.00-0000-8110-112-000-000 NN P SUPPLIES				37.41	37.41
260753 PO-260744	02/27/2026	618109		1 01-8150-0-4300.00-0000-8110-112-000-000 NN P SUPPLIES				38.94	38.94
260753 PO-260744	02/27/2026	618149		1 01-8150-0-4300.00-0000-8110-112-000-000 NN P SUPPLIES				3.38	3.38

Vendor/Addr Remit name / Req Reference Date Description	Tax ID num	Deposit type / FD-RESC-Y-OBJT.SO-GOAL-FUNC-SCH-DD1-DD2 T9MPS	ABA num	Account num	EE ES	E-Term	E-ExtRef	Liq Amt	Net Amount
019127 (CONTINUED)									
260753 PO-260744 02/27/2026 618178		1 01-8150-0-4300.00-0000-8110-112-000-000 SUPPLIES	NN	P				102.27	102.27
260753 PO-260744 02/27/2026 618248		1 01-8150-0-4300.00-0000-8110-112-000-000 SUPPLIES	NN	P				106.64	106.64
260753 PO-260744 02/27/2026 618534		1 01-8150-0-4300.00-0000-8110-112-000-000 SUPPLIES	NN	P				48.86	48.86
260753 PO-260744 02/27/2026 618537		1 01-8150-0-4300.00-0000-8110-112-000-000 SUPPLIES	NN	P				71.39	71.39
260753 PO-260744 02/27/2026 618587		1 01-8150-0-4300.00-0000-8110-112-000-000 SUPPLIES	NN	P				36.77	36.77
260753 PO-260744 02/27/2026 618990		1 01-8150-0-4300.00-0000-8110-112-000-000 SUPPLIES	NN	P				10.38	10.38
TOTAL PAYMENT AMOUNT 1,778.96 *									1,778.96
102216/00 COPY SHIPPING SOLUTIONS 1017 "I" STREET LOS BANOS, CA 93635	770446496								
260476 PO-260475 02/25/2026 CLOSE		1 01-0000-0-4300.00-0000-7200-112-000-000 SUPPLIES	NN	C				1,153.25	0.00
TOTAL PAYMENT AMOUNT 0.00 *									0.00
104603/00 DOCUMENT TRACKING SERVICES 1601 INDIA ST 503 SAN DIEGO, CA 92101	203469254								
260344 PO-260369 02/26/2026 953220034		1 01-1100-0-5866.00-1110-1000-111-000-000 PROFESSIONAL SERVICES	NY	P				165.00	165.00
260775 PO-260779 02/25/2026 9532210		1 01-0000-0-5866.00-0000-7200-112-000-000 PROFESSIONAL SERVICES	NY	F				3,447.00	3,447.00
TOTAL PAYMENT AMOUNT 3,612.00 *									3,612.00
102063/00 FILIPPINI, LISA 2 [illegible]									
PV-260187 02/26/2026 PERDIEM COUN EXP CHILD CON 26		01-0824-0-5200.00-5770-1110-112-000-104 TRAVEL & CONFERENCE	NN						219.00
TOTAL PAYMENT AMOUNT 219.00 *									219.00

Vendor/Addr Remit name / Req Reference Date Description	Tax ID num	Deposit type / FD-RESC-Y-OBJT.SO-GOAL-FUNC-SCH-DD1-DD2 T9MPS	ABA num	Account num	EE ES	E-Term Liq Amt	E-ExtRef Net Amount
104762/00 FREITAS, NICHOLAS	000000000						
PV-260190 02/26/2026 PERDIEM EXPECT CHILD CONF 26		01-0824-0-5200.00-5770-1110-112-000-104 NN TRAVEL & CONFERENCE					219.00
		TOTAL PAYMENT AMOUNT		219.00 *			219.00
102132/00 GRAINGER DEPT. 843126632 PALTINE, IL 60038-0001							
260305 PO-260312 02/26/2026 9796220623		1 01-8150-0-4300.00-0000-8110-112-000-000 NN P SUPPLIES				785.27	785.27
		TOTAL PAYMENT AMOUNT		785.27 *			785.27
105998/00 HARO, DANIELLE VE							
PV-260191 02/26/2026 PERDIEM AERIES CONF 2026		01-0824-0-5200.00-5770-1110-112-000-104 NN TRAVEL & CONFERENCE					99.00
		TOTAL PAYMENT AMOUNT		99.00 *			9
105714/00 IOANE, BRIANA	000000000						
260105 PO-260098 02/26/2026 1KRG-WF1X-4VLH		1 01-6300-0-4300.00-1110-1000-310-000-000 NN P SUPPLIES				22.26	22.26
		TOTAL PAYMENT AMOUNT		22.26 *			22.26
104363/00 JOE'S LANDSCAPING & CONCRT IN & CONCRETE INC. PO BOX 883 NEWMAN, CA 95360	000000000						
260784 PO-260770 02/26/2026 20052		1 01-0824-0-5899.00-0000-8110-112-000-201 NN P OTHER SERVICES, FEES, OP EXPS				6,580.83	6,580.83
260784 PO-260770 02/26/2026 20105		1 01-0824-0-5899.00-0000-8110-112-000-201 NN P OTHER SERVICES, FEES, OP EXPS				14,338.99	14,338.99
		TOTAL PAYMENT AMOUNT		20,919.82 *			20,919.82

Vendor/Addr Remit name / Req Reference Date Description	Tax ID num	Deposit type / FD-RESC-Y-OBJT.SO-GOAL-FUNC-SCH-DD1-DD2 T9MPS	ABA num	Account num	EE ES	E-Term Liq Amt	E-ExtRef Net Amount
104357/00 JS WEST PROPANE GAS 501 NINTH ST MODESTO, CA 95354							
260346 PO-260336 02/27/2026 282794		1 01-7010-0-4300.00-1110-1000-310-000-000 NN P SUPPLIES				85.00	85.00
		TOTAL PAYMENT AMOUNT	85.00 *				85.00
105050/00 MADRIGAL, MARIO							
PV-260192 02/26/2026 PERDIEM AERIES CONF 26		01-0824-0-5200.00-1110-1000-115-000-104 NN TRAVEL & CONFERENCE					99.00
		TOTAL PAYMENT AMOUNT	99.00 *				99.00
102222/00 MELLO TRANSMISSION CO INC 417 WINMOORE WAY MODESTO, CA 95358-5751							
PV-260185 02/26/2026 43596		01-0823-0-5650.00-0000-3600-112-000-000 NN REPAIRS/MAIN - VEHICLES					1,420.09
		TOTAL PAYMENT AMOUNT	1,420.09 *				1,420.09
105121/00 MUTUAL OF OMAHA PAYMENT PROCESSING CENTER PO BOX 2147 OMAHA, NE 68103-2147							
260012 PO-260012 02/26/2026 002040222259		1 01-0100-0-9556.00-0000-0000-000-000-000 NN P MISC DISTRICT VOL-DEDS (1)				16.50	16.50
		TOTAL PAYMENT AMOUNT	16.50 *				16.50
102465/00 NAESP 1615 DUKE STREET ALEXANDRIA, VA 22314-3406							
260599 PO-260606 02/25/2026 CLOSE		1 01-0000-0-5300.00-0000-2700-112-000-000 NN C DUES & MEMBERSHIPS				3,000.00	0.00
		TOTAL PAYMENT AMOUNT	0.00 *				0.00

Vendor/Addr Remit name | Tax ID num | Deposit type | ABA num | Account num | EE ES | E-Term | E-ExtRef
Req Reference | Date | Description | FD-RESC-Y-OBJT.SO-GOAL-FUNC-SCH-DD1-DD2 T9MPS | Liq Amt | Net Amount

101470/00 P G & E
BOX 997300
SACRAMENTO, CA 95899-7300

260245 PO-260234 02/27/2026 7032494767-3 03/16/26 1 01-0000-0-5520.00-0000-8200-112-000-000 NN P 25.26 25.26
ELECTRICITY
TOTAL PAYMENT AMOUNT 25.26 * 25.26

103477/00 PAMELA J CREAMER PERRY
1765 ROCKFORD WY
TURLOCK, CA 95382

PV-260188 02/26/2026 PERDIEM EXPT CHILD CONF 26 01-0824-0-5200.00-5770-1110-112-000-104 NN 219.00
TRAVEL & CONFERENCE
TOTAL PAYMENT AMOUNT 219.00 * 219.00

105699/00 PERFORMANCE ON PURPOSE 871423694
615 CINNAMON COURT
SATELITE BEACH, FL 32937

260168 PO-260177 02/26/2026 1507 1 01-0000-0-5866.00-0000-7200-112-000-000 NY P 750.00 750.00
PROFESSIONAL SERVICES
TOTAL PAYMENT AMOUNT 750.00 * 750

103972/00 PRIMO BRANDS 000000000
BLUE TRITON BRAND, INC
PO BOX 9001000
LOUISEVILLE, TX 40290-1000

260195 PO-260180 02/27/2026 06b8720027717 4 01-0000-0-4300.00-0000-8200-110-000-000 NN P 745.28 745.28
SUPPLIES
260195 PO-260180 02/27/2026 06B8720027717 4 01-0000-0-4300.00-0000-8200-110-000-000 NN P 745.28 745.28
SUPPLIES
260195 PO-260180 02/27/2026 06B8720027718 5 01-0000-0-4300.00-0000-8200-111-000-000 NN P 191.86 191.86
SUPPLIES
260195 PO-260180 02/27/2026 06B8720027720 2 01-0000-0-4300.00-0000-8200-310-000-000 NN P 101.27 101.27
SUPPLIES
260195 PO-260180 02/27/2026 06B8720027719 3 01-0000-0-4300.00-0000-8200-115-000-000 NN P 253.63 253.63
SUPPLIES
TOTAL PAYMENT AMOUNT 2,037.32 * 2,037.32

Vendor/Addr Remit name / Req Reference Date Description	Tax ID num	Deposit type / FD-RESC-Y-OBJT.SO-GOAL-FUNC-SCH-DD1-DD2 T9MPS	ABA num Account num	EE ES	E-Term Liq Amt	E-ExtRef Net Amount
105197/00 PRINCIPAL LIFE INSURANCE PO BOX 77202 MINNEAPOLIS, MN 55480-7200	000000000					
260011 PO-260013 02/26/2026 1083002-10001 03/01/26		1 01-0100-0-9556.00-0000-0000-000-000-000 MISC DISTRICT VOL-DEDS (1)	NN P		733.30	733.30
TOTAL PAYMENT AMOUNT		733.30 *				733.30
105100/00 PRUDENTIAL OVERALL SUPPLY PO BOX 511886 LOS ANGELES, CA 90051-1827	951535681					
260166 PO-260166 02/26/2026 82050346		1 01-8150-0-5560.00-0000-8110-112-000-000 LAUNDRY/DRY CLEANING	NY P		100.81	100.81
260166 PO-260166 02/26/2026 82052624		1 01-8150-0-5560.00-0000-8110-112-000-000 LAUNDRY/DRY CLEANING	NY P		100.81	100.81
260166 PO-260166 02/26/2026 82037365		1 01-8150-0-5560.00-0000-8110-112-000-000 LAUNDRY/DRY CLEANING	NY P		157.54	157.54
TOTAL PAYMENT AMOUNT		359.16 *				359.16
102511/00 S.W. SCHOOL SUPPLY PO BOX 931917 ATLANTA, GA 31193-1917	000000000					
260073 PO-260075 02/26/2026 6052924025		1 01-1100-0-4300.00-1110-1000-110-000-000 SUPPLIES	NN P		60.08	60.08
260073 PO-260075 02/26/2026 6052924028		1 01-1100-0-4300.00-1110-1000-110-000-000 SUPPLIES	NN P		237.26	237.26
260073 PO-260075 02/26/2026 6052924030		1 01-1100-0-4300.00-1110-1000-110-000-000 SUPPLIES	NN P		35.16	35.16
260073 PO-260075 02/26/2026 6052471086		1 01-1100-0-4300.00-1110-1000-110-000-000 SUPPLIES	NN P		314.12	314.12
260073 PO-260075 02/26/2026 6052471087		1 01-1100-0-4300.00-1110-1000-110-000-000 SUPPLIES	NN P		818.29	818.29
260073 PO-260075 02/26/2026 6053035076		1 01-1100-0-4300.00-1110-1000-110-000-000 SUPPLIES	NN P		22.83	22.83
TOTAL PAYMENT AMOUNT		1,487.74 *				1,487.74

Vendor/Addr Remit name / Req Reference Date Description	Tax ID num	Deposit type / FD-RESC-Y-OBJT.SO-GOAL-FUNC-SCH-DD1-DD2 T9MPS	ABA num	Account num	EE ES	E-Term Liq Amt	E-ExtRef Net Amount
104245/00 SAN JOAQUIN PEST CONTROL PO BOX 7705 FRESNO, CA 93747-7705							
260043 PO-260046 02/26/2026 431351		1 01-8150-0-5565.00-0000-8110-112-000-000 NN P PEST CONTROL				200.00	200.00
		TOTAL PAYMENT AMOUNT 200.00 *					200.00
076660/00 SANTA NELLA COUNTY WATER DISTRICT 12931 S. HIGHWAY 33 SANTA NELLA, CA 95322	000000000						
260248 PO-260238 02/26/2026 950020600 03/15/26		1 01-0000-0-5530.00-0000-8200-112-000-000 NN P WATER&/OR SEWAGE				866.75	866.75
260248 PO-260238 02/26/2026 94794150 03/15/26		1 01-0000-0-5530.00-0000-8200-112-000-000 NN P WATER&/OR SEWAGE				680.87	680.87
		TOTAL PAYMENT AMOUNT 1,547.62 *					1,547.62
102093/00 SCHOOL NURSE SUPPLY 1745 WALLACE AVE ST. CHARLES, IL 60174	364115350						
260767 PO-260756 02/25/2026 INV1083773		1 01-0000-0-4300.00-1110-3140-112-000-000 NN F SUPPLIES				1,061.06	980
		TOTAL PAYMENT AMOUNT 980.14 *					980.14
105279/00 SHOOB PHOTOGRAPHY 4640 SPYRES WAY STE 1 MODESTO, CA 95363							
260385 PO-260382 02/26/2026 25376		1 01-0824-0-5866.00-1110-1000-110-000-301 NN P PROFESSIONAL SERVICES				80.81	80.81
260385 PO-260382 02/26/2026 25377		1 01-0824-0-5866.00-1110-1000-110-000-301 NN P PROFESSIONAL SERVICES				161.63	161.63
		TOTAL PAYMENT AMOUNT 242.44 *					242.44

Vendor/Addr Remit name / Req Reference Date Description	Tax ID num	Deposit type / FD-RESC-Y-OBJT.SO-GOAL-FUNC-SCH-DD1-DD2 T9MPS	ABA num	Account num	EE ES	E-Term Liq Amt	E-ExtRef Net Amount
104029/00 SODEXO INC & AFFILIATES PO BOX 360170 PITTSBURGH, PA 15251-6170							
260301 PO-260309 02/26/2026 295127		1 01-0000-0-4314.00-0000-7110-112-000-000 NN P FOOD - OTHER				160.00	160.00
260397 PO-260396 02/26/2026 295119		1 01-0824-0-4300.00-1110-1000-111-000-301 NN P SUPPLIES				76.00	76.00
260397 PO-260396 02/26/2026 295120		1 01-0824-0-4300.00-1110-1000-111-000-301 NN F SUPPLIES				19.64	19.64
260397 PO-260396 02/26/2026 295120		2 01-1100-0-4300.00-1110-1000-111-000-000 NN P SUPPLIES				49.36	49.36
260397 PO-260396 02/26/2026 295121		2 01-1100-0-4300.00-1110-1000-111-000-000 NN P SUPPLIES				69.00	69.00
260527 PO-260515 02/25/2026 CLOSE		1 01-0824-0-4300.00-0000-7200-112-000-301 NN C SUPPLIES				5,000.00	0.00
		TOTAL PAYMENT AMOUNT	374.00 *				374.00
106051/00 SOLIANT HEALTH TTF HOLDING LOCKBOX PO BOX 846759 LOS ANGELES, CA 90084-6759	581970270						
0601 PO-260600 02/26/2026 21385483		1 01-6500-0-5866.00-5001-3150-112-000-000 NY P PROFESSIONAL SERVICES				2,944.50	2,944.50
		TOTAL PAYMENT AMOUNT	2,944.50 *				2,944.50
103885/00 STANDARD INSURANCE COMPANY PO BOX 4664 PORTLAND, OR 97208-4664							
260016 PO-260016 02/27/2026 CT 501236 03/01/26		1 01-0100-0-9556.00-0000-0000-000-000-000 NN P MISC DISTRICT VOL-DEDS (1)				99.71	99.71
		TOTAL PAYMENT AMOUNT	99.71 *				99.71
100968/00 STANISLAUS COUNTY OFFICE OF EDUCATION 1100 H STREET MODESTO, CA 95354							
260265 PO-260262 02/27/2026 261178		1 01-0000-0-8096.00-0000-0000-000-000-000 NN P TRF TO CHARTER IN LIEU PROP TX				50.00	50.00
		TOTAL PAYMENT AMOUNT	50.00 *				50.00

Vendor/Addr / Req	Remit name / Reference	Date	Description	Tax ID num	Deposit type / FD-RESC-Y-OBJT.SO-GOAL-FUNC-SCH-DD1-DD2 T9MPS	ABA num / Account num	EE ES	E-Term / Liq Amt	E-ExtRef / Net Amount
105077/00	T-MOBILE PO BOX 742596 CINCINNATI, OH 45274-2596								
260134	PO-260129	02/27/2026	960400362	03/22/26	1 01-0000-0-5912.00-0000-7200-310-000-000 NN P COMMUN - INTERNET SVCS/LINES			26.53	26.53
					TOTAL PAYMENT AMOUNT 26.53 *				26.53
104859/00	TEEPLES PLUMBING & DRILLING INC 4425 FARM SUPPLY DR CERES, CA 95307			204257793					
260227	PO-260204	02/25/2026	CLOSE		1 01-0824-0-5630.00-0000-8110-112-000-201 NN C REPAIRS/MAINT - BUILDING			4,500.00	0.00
					TOTAL PAYMENT AMOUNT 0.00 *				0.00
105198/00	TEXAS LIFE INSURANCE COMPANY WORKSITE BILLING PO BOX 2209 WACO, TX 76703-2209								
260010	PO-260011	02/26/2026	SMODLK2026211001		1 01-0100-0-9556.00-0000-0000-000-000-000 NN P MISC DISTRICT VOL-DEDS (1)			732.73	73
					TOTAL PAYMENT AMOUNT 732.73 *				732.73
104323/00	U.S. BANK EQUIPMENT FINANCE P.O. BOX 790448 ST LOUIS, MO 63179-0448			000000000					
260152	PO-260151	02/27/2026	575936299		1 01-0000-0-5620.00-0000-2700-112-000-000 NN P RENTALS, LEASES OF EQUIPMENT			234.31	234.31
					TOTAL PAYMENT AMOUNT 234.31 *				234.31
105820/00	UBEO WEST LLC 3131 EXPLANADO CHICO, CA 95973			941461160					
	PV-260186	02/26/2026	5157739		01-0000-0-5620.00-0000-2700-112-000-000 NY RENTALS, LEASES OF EQUIPMENT				1,383.39
	PV-260186	02/26/2026	5157739		01-1100-0-5620.00-1110-1000-110-000-000 NY RENTALS, LEASES OF EQUIPMENT				1,383.39
	PV-260186	02/26/2026	5157739		01-3010-0-5620.00-1110-1000-111-000-000 NY RENTALS, LEASES OF EQUIPMENT				1,383.39

Vendor/Addr Remit name / Req Reference Date Description	Tax ID num	Deposit type / FD-RESC-Y-OBJT.SO-GOAL-FUNC-SCH-DD1-DD2 T9MPS	ABA num	Account num	EE ES	E-Term / Liq Amt	E-ExtRef / Net Amount
105820 (CONTINUED)							
PV-260186 02/26/2026 5157739		01-1100-0-5620.00-1110-1000-115-000-000 NY RENTALS, LEASES OF EQUIPMENT					2,075.07
PV-260186 02/26/2026 5157739		01-1100-0-5620.00-1110-1000-310-000-000 NY RENTALS, LEASES OF EQUIPMENT					3,458.45
		TOTAL PAYMENT AMOUNT		9,683.69 *			9,683.69
102456/00 UNITED RENTALS PO BOX 840514 DALLAS, TX 75284-0514	000000000						
260769 PO-260753 02/25/2026 258100821-001		1 01-8150-0-6400.00-0000-8110-112-000-000 NN F EQUIPMENT				25,341.33	25,341.33
		TOTAL PAYMENT AMOUNT		25,341.33 *			25,341.33
104503/00 VERIZON WIRELESS PO BOX 660108 DALLAS, TX 75266-0108	330011260						
260137 PO-260132 02/27/2026 6136551362		1 01-0000-0-5922.00-0000-2700-112-000-000 NY P COMMUNICATION - TELEPHONE SVCS				1,094.66	1,094.66
		TOTAL PAYMENT AMOUNT		1,094.66 *			1,094.66
105733/00 VERONICA OBREGON OBREGON PSYCHOLOGICAL ED SERV 684 1/2 N. FORBES AVE. MONTEBELLO, CA 90640	814505215						
260228 PO-260205 02/26/2026 281		1 01-0824-0-5866.00-1110-1000-112-000-202 NY P PROFESSIONAL SERVICES				810.00	810.00
		TOTAL PAYMENT AMOUNT		810.00 *			810.00
104322/00 WESTSIDE COMMUNITY AMBULANCE PO BOX 746 NEWMAN, CA 95360	000000000						
260777 PO-260777 02/27/2026 2025-008		1 01-1100-0-5866.00-1801-4200-310-000-000 NN F PROFESSIONAL SERVICES				868.86	868.86
		TOTAL PAYMENT AMOUNT		868.86 *			868.86
		TOTAL FUND PAYMENT		102,282.50 **			102,282.50

MERCED COUNTY OFFICE OF EDUCATION
CHECK REGISTER BATCH COVER

Gustine

01-5070
11-5074
13-5077
14-5072
17-5071
21-5069
25-5075
35-5078
40-5065

DATE: 3/2/26

DISTRICT FUND: 11 - 5074 BATCH# 31

DISTRICT NAME: **14 – GUSTINE UNIFIED SCHOOL DISTRICT**

TOTAL AMOUNT OF REGISTER: $ 1,347.70

CHECK LIST FOR CHECK REGISTERS
(PLEASE CHECKMARK EACH)

✓ Verify cash for each fund

✓ Ensure deposits have been made at the County Treasurer by 11 a.m.

✓ Provide all pages of prelist and Cover Sheet for each fund on prelist (even if zero)

✓ Retain original prelist for your records

✓ Proper signed authorization for each batch

ALL BATCHES MUST BE RELEASED AND HELD FOR AUDIT

DISTRICT SERVICES USE ONLY

RECEIVED BY DISTRICT SERVICES: _____

AUDIT APPROVED: _____

CASH CHECKED: _____

RELEASED FOR PAYMENT: _____

Vendor/Addr Remit name / Req Reference Date Description	Tax ID num	Deposit type / FD-RESC-Y-OBJT.SO-GOAL-FUNC-SCH-DD1-DD2 T9MPS	ABA num	Account num	EE ES	E-Term Liq Amt	E-ExtRef Net Amount
105077/00 T-MOBILE PO BOX 742596 CINCINNATI, OH 45274-2596							
260136 PO-260131 02/27/2026 980073145 03/22/26		1 11-0000-0-5912.00-0000-2700-112-000-000 NN P COMMUN - INTERNET SVCS/LINES				656.00	656.00
		TOTAL PAYMENT AMOUNT 656.00 *					656.00
105820/00 UBEO WEST LLC 3131 EXPLANADO CHICO, CA 95973	941461160						
PV-260186 02/26/2026 5157739		11-3926-0-5620.00-0000-2700-312-000-000 NY RENTALS, LEASES OF EQUIPMENT					345.85
PV-260186 02/26/2026 5157739		11-3905-0-5620.00-0000-2700-312-000-000 NY RENTALS, LEASES OF EQUIPMENT					345.85
		TOTAL PAYMENT AMOUNT 691.70 *					691.70
		TOTAL FUND PAYMENT 1,347.70 **					1,347.70

MERCED COUNTY OFFICE OF EDUCATION
CHECK REGISTER BATCH COVER

Gustine

01-5070
11-5074
13-5077
14-5072
17-5071
21-5069
25-5075
35-5078
40-5065

DATE: 3/2/26

DISTRICT FUND: 13 - 5077 BATCH# 31

DISTRICT NAME: **14 – GUSTINE UNIFIED SCHOOL DISTRICT**

TOTAL AMOUNT OF REGISTER: $ 606.73

CHECK LIST FOR CHECK REGISTERS
(PLEASE CHECKMARK EACH)

✓ Verify cash for each fund

✓ Ensure deposits have been made at the County Treasurer by 11 a.m.

✓ Provide all pages of prelist and Cover Sheet for each fund on prelist (even if zero)

✓ Retain original prelist for your records

✓ Proper signed authorization for each batch

ALL BATCHES MUST BE RELEASED AND HELD FOR AUDIT

DISTRICT SERVICES USE ONLY

RECEIVED BY DISTRICT SERVICES: _____

AUDIT APPROVED: _____

CASH CHECKED _____

RELEASED FOR PAYMENT: _____

Vendor/Addr Remit name / Req Reference Date Description	Tax ID num	Deposit type / FD-RESC-Y-OBJT.SO-GOAL-FUNC-SCH-DD1-DD2 T9MPS	ABA num	Account num	EE ES	E-Term Liq Amt	E-ExtRef Net Amount
103447/00 AMAZON CREDIT PLAN P.O. BOX 035184 SEATTLE, WA 98124-5184	000000000						
260158 PO-260155 02/26/2026 11QV-7PMW-6P1Q		1 13-5310-0-4300.00-0000-3700-112-000-000 NN P SUPPLIES				196.11	196.11
		TOTAL PAYMENT AMOUNT	196.11 *				196.11
105778/00 BRADY INDUSTRIES 7055 LINDELL RD LAS VEGAS, NV 89118	000000000						
260529 PO-260512 02/25/2026 CLOSE		1 13-5310-0-4300.00-0000-3700-112-000-000 NN C SUPPLIES				89.59	0.00
		TOTAL PAYMENT AMOUNT	0.00 *				0.00
104327/00 MODESTO REFRIGERATION INC 5408 PIRRONE RD SALIDA, CA 95368							
260164 PO-260161 02/26/2026 0000028362		1 13-5310-0-5640.00-0000-3700-112-000-000 NN P REPAIRS/MAINT OF EQUIPMENT				410.62	410.62
		TOTAL PAYMENT AMOUNT	410.62 *				410.62
		TOTAL FUND PAYMENT	606.73 **				606.73
		TOTAL BATCH PAYMENT	104,236.93 ***	0.00			104,236.93
		TOTAL DISTRICT PAYMENT	104,236.93 ****	0.00			104.236.93
		TOTAL FOR ALL DISTRICTS:	104,236.93 ****	0.00			104.236.93

Number of checks to be printed: 50, not counting voids due to stub overflows. 104,236.93
Number of zero dollar checks: 4, will be printed.
closed: 0
not closed: 4

B

GUSTINE UNIFIED SCHOOL DISTRICT

Meeting of the Board of Trustees
MEETING DATE:
March 11, 2026

AGENDA ITEM TITLE: 2025-2026 Second Interim

AGENDA SECTION: Action

PRESENTED BY: **Linda Levesque, Fiscal Consultant**

RECOMMENDATIONS:
It is recommended that the Board of Trustees approve the 2025-2026 Second Interim.

SUMMARY:
This report includes the District's financial and operational revenues, expenditures, and all necessary disclosures as of January 31, 2026. The District Governing Board of Education must certify in writing whether or not the District is able to meet its financial obligations for the remainder of the fiscal year, and based on current forecasts, for the two subsequent fiscal years, 2026-27 and 2027-28. The certification shall be classified as positive, qualified, or negative, pursuant to standards and criteria adopted by the State Board of Education (Education Code 33127).

FISCAL IMPACT: **Approve Positive Certification**

BUDGET CATEGORY: **All Funds**

GUSTINE UNIFIED SCHOOL DISTRICT



2025-26 Second Interim

MARCH 11, 2026

LCFF BREAKDOWN BY CATEGORY

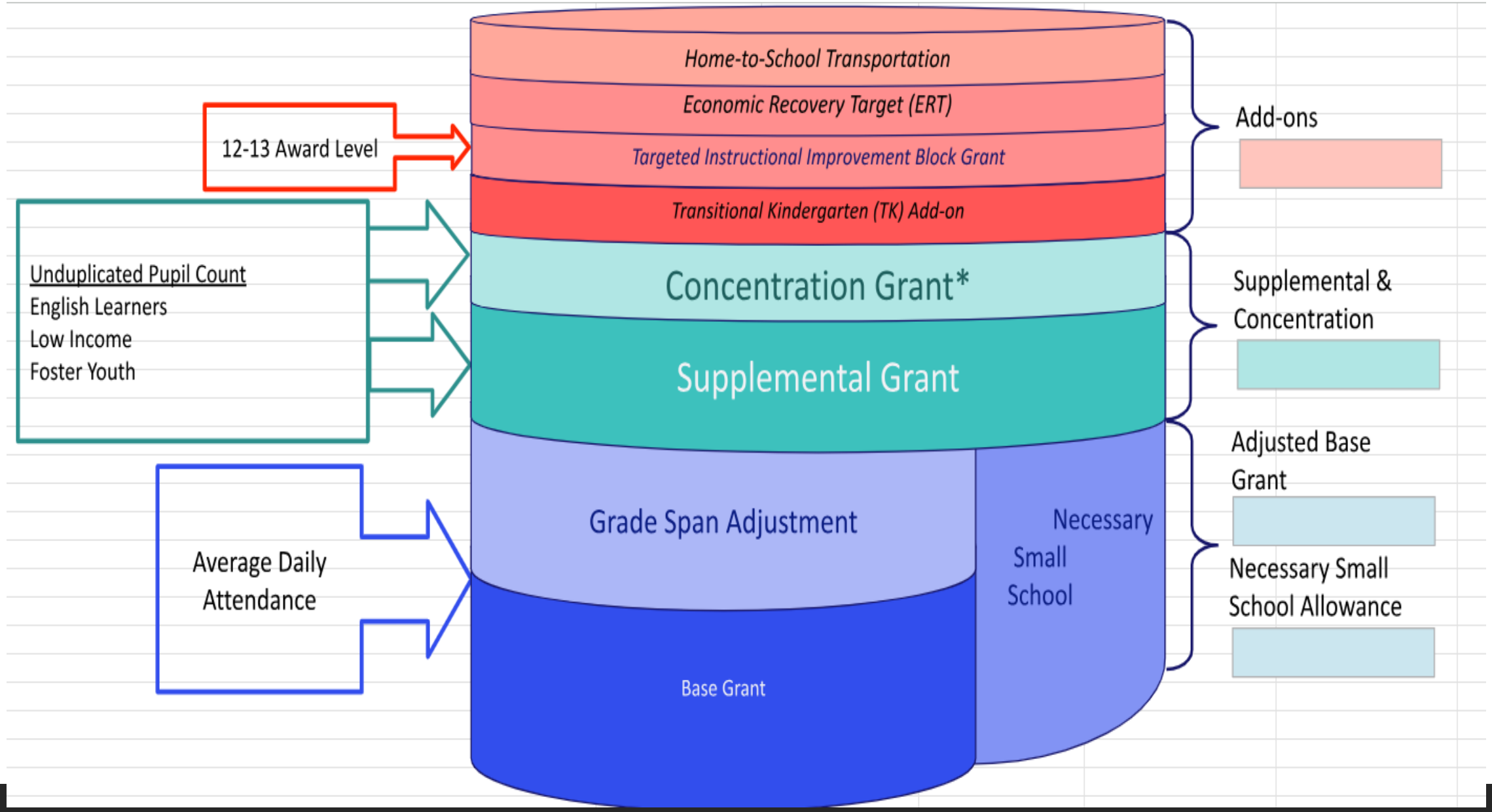

First Interim to Second Interim Revenue Changes in Unrestricted

Category	First Interim	Second Interim	Difference	Reason
LCFF	$25,253,009	$25,333,062	$80,053	Change based on revised projected P2
Federal	$0	$0	$0	
State	$1,652,013	$939,814	-$712,199	Reduction of the State Water Board reimbursement (pending appeal)
Local	$624,213	$884,596	$260,383	Correction in prior year liability and increase in interest
	$27,529,235	$27,157,472		

Expenditure Changes in Unrestricted

Category	First Interim	Second Interim	Difference	Reason
Certificated Salaries	$10,139,853	$10,296,950	$157,098	Increase due to negotiations
Classified Salaries	$2,824,445	$2,762,015	-$62,431	Difference between savings from unfilled positions and increases for unbudgeted expenditures
Employee Benefits	$4,758,798	$4,818,857	$60,059	Difference between savings from unfilled positions and increases on insurance caps and statutory costs
Books/Supplies	$1,142,898	$1,669,573	$546,675	Reclassification of expenditures between objects and holding place for SPED MOE contribution
Services	$4,495,364	$4,266,221	-$229,142	Difference between reclassification of expenditures and increase for SRO contract, attorney fees, copy machines

Expenditures Continued

Category	First Interim	Second Interim	Difference	Reason
Capital Outlay	$403,856	$266,576	-$137,280	Moved expenditures to other fund
Other Outgo	$1,040,089	$1,040,089	$0	
Indirect Costs	-$358,384	-$514,461	$156,077	Maximized indirect costs to programs
Transfer Out	$0	$38,980	$38,980	Transfer Out to Adult Ed Fund
Contributions	-$3,462,552	-$3,812,748	$350,197	Increase contribution to SPED for MOE

Unrestricted Ending Fund Balance

Category	First Interim	Second Interim
Beginning Balance, July 1	$5,621,113	$5,621,113
Net Increase/Decrease	-$380,234	-$1,320,075
Ending Balance estimated	$5,240,879	$4,301,039
Revolving Cash	$5,000	$5,000
Stabilization Agreement	$4,132,412	$1,875,395
2024-25 Audit Finding penalty		-$361,920
2025-26 Potential penalty		-$361,920
2024-25 Transportation finding penalty		-$551,379
Reserve for Economic Uncertainty 3%	$1,103,467	$1,145,425
Undesignated	$0	$0

ONGOING CONTRIBUTIONS FROM UNRESTRICTED TO RESTRICTED

Federal Special Education	$ 454,486 encroachment
State Special Education	$1,243,093 encroachment
ROP	$ 89,835 encroachment
Routine Maintenance 3% mandated	$1,252,894 contribution

There were other necessary contributions in the current year to clean up negatives from prior year but the above are estimated as ongoing encroachments and contributions.

Restricted Revenue

Category	First Interim	Second Interim	Difference	Reason
Federal	$2,117,663	$2,132,675	$15,012	Reduction in Title 1, Title IV and Perkins with increase in Title V and Title III.
State	$5,045,340	$5,641,620	$596,280	Increase in Literacy Coach grant, Learning Recovery Block grant
Local	$822,978	$776,278	-$46,700	Reduction in revenue in CYBHI due to accounts receivable in prior year.
	$7,985,981	$8,550,573		

Restricted Expenditures

Category	First Interim	Second Interim	Difference	Reason
Certificated Salaries	$2,847,269	$2,839,855	-$7,414	Net change from unspent extra pay and increase for salary agreement increase.
Classified Salaries	$2,015,591	$2,124,223	$108,633	Increase in extra pay and part time in ELOP, Golden State, Career Tech, State mental health and reduction in admin salary for Routine Maintenance
Employee Benefits	$2,935,994	$2,983,167	$47,173	Associated with salary changes and cap increases
Books/Supplies	$1,477,593	$1,606,933	$129,339	Increase for food ELOP, Title 1 for supplies and computers, Title V reclassification of expenses, supplies for Golden state, Career Tech and SPED Intervention, reduction of one-time Arts and Music supplies.
Services	$1,856,127	$2,628,041	$771,914	Increased conference and travel and professional services for several programs
Capital Outlay	$528,939	$503,939	-$25,000	Net change in Career Tech grant and Art/Music Blk Grant

Expenditures Continued

Category	First Interim	Second Interim	Difference	Reason
Other Outgo	$368,044	$368,044	$0	
Indirect Costs	$305,764	$461,841	$156,077	Increased indirect cost to unrestricted
Transfer Out	$0	$0	$0	
Contributions	$3,462,552	$3,812,748	$350,197	Increase contribution to SPED for MOE

Restricted Ending Fund Balance

Category	First Interim	Second Interim
Beginning Balance, July 1	$8,946,449	$8,945,449
Net Increase/Decrease	-$886,788	-$1,152,722
Ending Balance estimated	$8,059,660	$7,793,727

Defining factor on what you can afford

One-time money

UNRESTRICTED	2025/26 Projected	2026/27 Projected	2027/28 Projected
REVENUE			
LCFF Revenue	$ 25,333,062	$ 25,258,695	$ 25,398,669
Other State Revenue	939,814	962,464	991,915
Other Local Revenue	884,596	627,020	627,020
Total Revenue	$ 27,157,472	$ 26,848,179	$ 27,017,604
EXPENSES			
Certificated Salaries	10,296,950	9,812,772	9,900,561
Classified Salaries	2,762,015	3,009,493	3,061,309
Employee Benefits	4,818,856	4,544,106	4,574,100
Books & Supplies	1,689,572	1,146,257	1,146,257
Services & Other Operating Expenditures	4,266,221	4,443,746	4,443,746
Capital Outlay	266,576	10,201	10,201
Other Outgo	1,040,089	1,038,209	1,038,209
Direct Support/Indirect Costs	(514,461)	(516,341)	(516,341)
Total Expenses	$ 24,625,818	$ 23,488,443	$ 23,658,041
Excess/(Deficiency) before Other Financing Sourc	**$ 2,531,654**	**$ 3,359,735**	**$ 3,359,563**
OTHER FINANCING SOURCES & USES			
Transfers Out	$ (38,980)	$ (69,000)	$ (70,000)
Contributions	(3,812,748)	(3,712,748)	(3,712,748)
Total Other Financing Sources & Uses	$ (3,851,728)	$ (3,781,748)	$ (3,782,748)
NET INC/(DEC) IN FUND BALANCE	**$ (1,320,074)**	**$ (422,013)**	**$ (423,185)**
BEGINNING FUND BALANCE	$ 5,621,113	$ 4,301,039	$ 3,879,026
ENDING FUND BALANCE-GENERAL FUND	**$ 4,301,039**	**$ 3,879,026**	**$ 3,455,841**
% of EFB to General Fund expenditures	**11.26%**	**11.00%**	**9.73%**

Multi-Year Ending Fund Balance

BEGINNING FUND BALANCE	$ 5,621,113	$ 4,301,039	$ 3,879,026
ENDING FUND BALANCE-GENERAL FUND	**$ 4,301,039**	**$ 3,879,026**	**$ 3,455,841**
% of EFB to General Fund expenditures	**11.26%**	**11.00%**	**9.73%**
Components of Ending Fund Balance:			
Assignments			
Revolving Cash	5,000	5,000	5,000
24-25 Admin/Teacher Ratio penalty	$ 361,920	$ 361,920	$ 361,920
25-26 Admin/Teacher Ratio penalty	$ 361,920	$ 361,920	$ 361,920
24-25 Transportation funding loss	$ 551,379	$ 551,379	$ 551,379
Stabilization Agreement (4.91%, 4.37%, 3%)	$ 1,875,395	$ 1,540,506	$ 1,109,848
Total Assignments	**3,155,614**	**2,820,725**	**2,390,067**
Economic Uncertainties 3%	**$ 1,145,425**	**$ 1,058,302**	**$ 1,065,774**
Ending Fund Balance After Assignments	**$ (0)**	**$ (0)**	**$ 0**
Reserve % After Reservations	**0.00%**	**0.00%**	**0.00%**

Multi-Year Projection Variables

	2025-26	**2026-27**	**2027-28**
COLA	2.3%	2.4%	3.06%
CPI	3.37%	0	0
STRS	19.10%	19.10%	19.10%
PERS	26.81%	26.40%	26.90%
		• Reduction of February board approved staff reductions • Addition of classified staff from expiring funds (7435) • Reduction of one-time expenditures in supplies such as cameras • Reduction for holding spot for SPED MOE (leaving this in will cause additional deficit spending)	
Step/Column		.9% This can be low or high depending upon trends in the district and its attrition	.9%

Enrollment and ADA

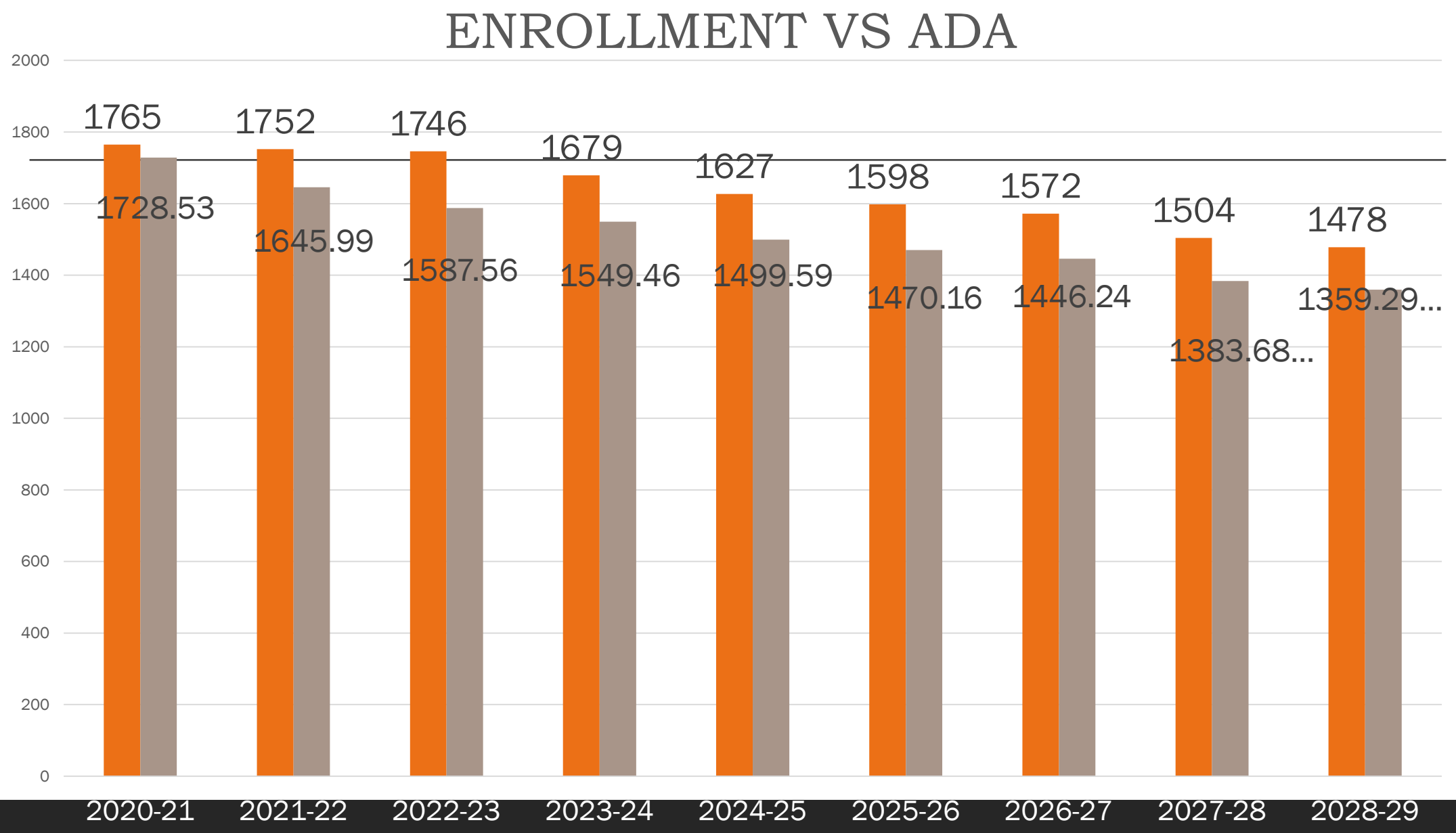

Loss Per Day of absence

Grade Level	Base	School Days	Loss Per Day of Absence
TK-3	$10,256	180	$56.98
4-6	$10,411	180	$57.84
7-8	$10,719	180	$59.55
9-12	$12,423	180	$69.02

The above loss is per day per student. If a high school student misses 10 days of school in one year it will reduce the District funding by $690.

The District as of March 2, 2026 showed 7,113 of unexcused absences. If base revenue is averaged at $10,952 this would have cost the district $432,755!

FCMAT Fiscal Insolvency Indicators

- Inattention to independent annual audit
- Inadequate budget development and adoption
- Insufficient budget monitoring and updates
- Inadequate cash management
- Mismanaged collective bargaining agreements
- Continued deficit spending
- Mismanaged employee benefits
- Inattention to enrollment and attendance
- Inattention to facilities
- Inadequate fund balance and reserve for economic uncertainties
- Mismanaged general fund
- Ineffective internal controls and fraud prevention
- Weaknesses in leadership and stability
- Inadequate multi-year projections
- Lack of position control
- Unmonitored special education

NOTICE OF CRITERIA AND STANDARDS REVIEW. This interim report was based upon and reviewed using the state-adopted Criteria and Standards. (Pursuant to Education Code (EC) sections 33129 and 42130)

Signed: _____ Date: _____
District Superintendent or Designee

Printed Name: Bryan Ballenger Title: Superintendent

NOTICE OF INTERIM REVIEW. All action shall be taken on this report during a regular or authorized special meeting of the governing board.

To the County Superintendent of Schools:

This interim report and certification of financial condition are hereby filed by the governing board of the school district. (Pursuant to EC Section 42131)

Meeting Date: _____ Signed: _____
President of the Governing Board

CERTIFICATION OF FINANCIAL CONDITION

X POSITIVE CERTIFICATION

As President of the Governing Board of this school district, I certify that based upon current projections this district will meet its financial obligations for the current fiscal year and subsequent two fiscal years.

_____ QUALIFIED CERTIFICATION

As President of the Governing Board of this school district, I certify that based upon current projections this district may not meet its financial obligations for the current fiscal year or two subsequent fiscal years.

_____ NEGATIVE CERTIFICATION

As President of the Governing Board of this school district, I certify that based upon current projections this district will be unable to meet its financial obligations for the remainder of the current fiscal year or for the subsequent fiscal year.

Contact person for additional information on the interim report:

Name: Linda Levesque Telephone: _____

Title: Interim CBO E-mail: CBO1@Gustineusd.org

Criteria and Standards Review Summary

The following summary is automatically completed based on data provided in the Criteria and Standards Review form (Form 01CSI). Criteria and standards that are "Not Met," and supplemental information and additional fiscal indicators that are "Yes," may indicate areas of potential concern, which could affect the interim report certification, and should be carefully reviewed.

CRITERIA AND STANDARDS			Met	Not Met
1	Average Daily Attendance	Projected funded ADA for any of the current or two subsequent fiscal years has not changed by more than two percent since first interim.	X	
2	Enrollment	Projected enrollment for any of the current or two subsequent fiscal years has not changed by more than two percent since first interim.		X
3	ADA to Enrollment	Projected second period (P-2) ADA to enrollment ratio for the current and two subsequent fiscal years is consistent with historical ratios.	X	
4	Local Control Funding Formula (LCFF) Revenue	Projected LCFF revenue for any of the current or two subsequent fiscal years has not changed by more than two percent since first interim.	X	
5	Salaries and Benefits	Projected ratio of total unrestricted salaries and benefits to total unrestricted general fund expenditures has not changed by more than the standard for the current and two subsequent fiscal years.	X	
6a	Other Revenues	Projected operating revenues (federal, other state, other local) for the current and two subsequent fiscal years have not changed by more than five percent since first interim.	X	
6b	Other Expenditures	Projected operating expenditures (books and supplies, services and other expenditures) for the current and two subsequent fiscal years have not changed by more than five percent since first interim.		X
7	Ongoing and Major Maintenance Account	If applicable, changes occurring since first interim meet the required contribution to the ongoing and major maintenance account (i.e., restricted maintenance account).		X
8	Deficit Spending	Unrestricted deficit spending, if any, has not exceeded the standard in any of the current or two subsequent fiscal years.		X
9a	Fund Balance	Projected general fund balance will be positive at the end of the current and two subsequent fiscal years.	X	
9b	Cash Balance	Projected general fund cash balance will be positive at the end of the current fiscal year.	X	
10	Reserves	Available reserves (e.g., reserve for economic uncertainties, unassigned/unappropriated amounts) meet minimum requirements for the current and two subsequent fiscal years.	X	

SUPPLEMENTAL INFORMATION			No	Yes
S1	Contingent Liabilities	Have any known or contingent liabilities (e.g., financial or program audits, litigation, state compliance reviews) occurred since first interim that may impact the budget?		X
S2	Using One-time Revenues to Fund Ongoing Expenditures	Are there ongoing general fund expenditures funded with one-time revenues that have changed since first interim by more than five percent?	X	
S3	Temporary Interfund Borrowings	Are there projected temporary borrowings between funds?	X	
S4	Contingent Revenues	Are any projected revenues for any of the current or two subsequent fiscal years contingent on reauthorization by the local government, special legislation, or other definitive act (e.g., parcel taxes, forest reserves)?	X	
S5	Contributions	Have contributions from unrestricted to restricted resources, or transfers to or from the general fund to cover operating deficits, changed since first interim by more than $20,000 and more than 5% for any of the current or two subsequent fiscal years?		X
S6	Long-term Commitments	Does the district have long-term (multiyear) commitments or debt agreements?		X
		• If yes, have annual payments for the current or two subsequent fiscal years increased over prior year's (2024-25) annual payment?		X
		• If yes, will funding sources used to pay long-term commitments decrease or expire prior to the end of the commitment period, or are they one-time sources?	X	
S7a	Postemployment Benefits Other than Pensions	Does the district provide postemployment benefits other than pensions (OPEB)?		X
		• If yes, have there been changes since first interim in OPEB liabilities?	X	
S7b	Other Self-insurance Benefits	Does the district operate any self-insurance programs (e.g., workers' compensation)?	X	
		• If yes, have there been changes since first interim in self-insurance liabilities?	n/a	
S8	Status of Labor Agreements	As of second interim projections, are salary and benefit negotiations still unsettled for:		
		• Certificated? (Section S8A, Line 1b)	X	
		• Classified? (Section S8B, Line 1b)	X	
		• Management/supervisor/confidential? (Section S8C, Line 1b)	n/a	
S8	Labor Agreement Budget Revisions	For negotiations settled since first interim, per Government Code Section 3547.5(c), are budget revisions still needed to meet the costs of the collective bargaining agreement(s) for:		
		• Certificated? (Section S8A, Line 3)	X	
		• Classified? (Section S8B, Line 3)	n/a	
S9	Status of Other Funds	Are any funds other than the general fund projected to have a negative fund balance at the end of the current fiscal year?	X	

ADDITIONAL FISCAL INDICATORS			No	Yes
A1	Negative Cash Flow	Do cash flow projections show that the district will end the current fiscal year with a negative cash balance in the general fund?	X	
A2	Independent Position Control	Is personnel position control independent from the payroll system?	X	
A3	Declining Enrollment	Is enrollment decreasing in both the prior and current fiscal years?		X
A4	New Charter Schools Impacting District Enrollment	Are any new charter schools operating in district boundaries that are impacting the district's enrollment, either in the prior or current fiscal year?	X	
A5	Salary Increases Exceed COLA	Has the district entered into a bargaining agreement where any of the current or subsequent fiscal years of the agreement would result in salary increases that are expected to exceed the projected state funded cost-of-living adjustment?	X	
A6	Uncapped Health Benefits	Does the district provide uncapped (100% employer paid) health benefits for current or retired employees?	X	
A7	Independent Financial System	Is the district's financial system independent from the county office system?	X	
A8	Fiscal Distress Reports	Does the district have any reports that indicate fiscal distress? If yes, provide copies to the COE, pursuant to EC 42127.6(a).	X	
A9	Change of CBO or Superintendent	Have there been personnel changes in the superintendent or chief business official (CBO) positions within the last 12 months?		X

Provide methodology and assumptions used to estimate ADA, enrollment, revenues, expenditures, reserves and fund balance, and multiyear commitments (including cost-of-living adjustments).

Deviations from the standards must be explained and may affect the interim certification.

CRITERIA AND STANDARDS

1. CRITERION: Average Daily Attendance

STANDARD: Projected funded average daily attendance (ADA) for any of the current fiscal year or two subsequent fiscal years has not changed by more than two percent since first interim projections.

District's ADA Standard Percentage Range: -2.0% to +2.0%

1A. Calculating the District's ADA Variances

DATA ENTRY: First Interim data that exist will be extracted into the first column, otherwise, enter data for all fiscal years. Second Interim Projected Year Totals data that exist for the current year will be extracted; otherwise, enter data for all fiscal years. Enter district regular ADA and charter school ADA corresponding to financial data reported in the General Fund, only, for all fiscal years.

Estimated Funded ADA

Fiscal Year	First Interim Projected Year Totals (Form 01CSI, Item 1A)	Second Interim Projected Year Totals (Form AI, Lines A4 and C4)	Percent Change	Status
Current Year (2025-26)				
District Regular	1,545.54	1,575.22		
Charter School	0.00	0.00		
Total ADA	**1,545.54**	**1,575.22**	**1.9%**	**Met**
1st Subsequent Year (2026-27)				
District Regular	1,531.54	1,536.08		
Charter School	0.00	0.00		
Total ADA	**1,531.54**	**1,536.08**	**.3%**	**Met**
2nd Subsequent Year (2027-28)				
District Regular	1,484.02	1,501.68		
Charter School	0.00	0.00		
Total ADA	**1,484.02**	**1,501.68**	**1.2%**	**Met**

1B. Comparison of District ADA to the Standard

DATA ENTRY: Enter an explanation if the standard is not met.

1a. STANDARD MET - Funded ADA has not changed since first interim projections by more than two percent in any of the current year or two subsequent fiscal years.

Explanation:
(required if NOT met)

2. **CRITERION: Enrollment**

STANDARD: Projected enrollment for any of the current fiscal year or two subsequent fiscal years has not changed by more than two percent since first interim projections

District's Enrollment Standard Percentage Range: **-2.0% to +2.0%**

2A. Calculating the District's Enrollment Variances

DATA ENTRY: First Interim data that exist will be extracted; otherwise, enter data into the first column for all fiscal years. Enter data in the second column for all fiscal years. Enter district regular enrollment and charter school enrollment corresponding to financial data reported in the General Fund, only, for all fiscal years.

Fiscal Year	Enrollment First Interim (Form 01CSI, Item 2A)	Enrollment Second Interim CALPADS/Projected	Percent Change	Status
Current Year (2025-26)				
District Regular	1,584.00	1,598.00		
Charter School	0.00	0.00		
Total Enrollment	**1,584.00**	**1,598.00**	**.9%**	**Met**
1st Subsequent Year (2026-27)				
District Regular	1,593.00	1,572.00		
Charter School	0.00	0.00		
Total Enrollment	**1,593.00**	**1,572.00**	**(1.3%)**	**Met**
2nd Subsequent Year (2027-28)				
District Regular	1,587.00	1,504.00		
Charter School	0.00	0.00		
Total Enrollment	**1,587.00**	**1,504.00**	**(5.2%)**	**Not Met**

2B. Comparison of District Enrollment to the Standard

DATA ENTRY: Enter an explanation if the standard is not met.

1a. STANDARD NOT MET - Enrollment projections have changed since first interim projections by more than two percent in any of the current year or two subsequent fiscal years. Provide reasons why the change(s) exceed the standard, a description of the methods and assumptions used in projecting enrollment, and what changes will be made to improve the accuracy of projections in this area.

Explanation:
(required if NOT met)

Enrollment projections have been updated since First Interim and enrollment is declining

3. CRITERION: ADA to Enrollment

STANDARD: Projected second period (P-2) average daily attendance (ADA) to enrollment ratio for any of the current fiscal year or two subsequent fiscal years has not increased from the historical average ratio from the three prior fiscal years by more than one half of one percent (0.5%).

3A. Calculating the District's ADA to Enrollment Standard

DATA ENTRY: Unaudited Actuals data that exist will be extracted into the P-2 ADA column for the First Prior Year; otherwise, enter First Prior Year data. P-2 ADA for the second and third prior years are preloaded. First Interim data that exist will be extracted into the Enrollment column; otherwise, enter Enrollment data for all fiscal years. Data should reflect district regular and charter school ADA/enrollment corresponding to financial data reported in the General Fund, only, for all fiscal years.

Fiscal Year	P-2 ADA Unaudited Actuals (Form A, Lines A4 and C4)	Enrollment CALPADS Actual (Form 01CSI, Item 3A)	Historical Ratio of ADA to Enrollment
Third Prior Year (2022-23)			
District Regular	1,588	1,746	
Charter School		0	
Total ADA/Enrollment	**1,588**	**1,746**	**91.0%**
Second Prior Year (2023-24)			
District Regular	1,549	1,679	
Charter School		0	
Total ADA/Enrollment	**1,549**	**1,679**	**92.3%**
First Prior Year (2024-25)			
District Regular	1,454	1,523	
Charter School	0		
Total ADA/Enrollment	**1,454**	**1,523**	**95.5%**
		Historical Average Ratio:	92.9%
		District's ADA to Enrollment Standard (historical average ratio plus 0.5%):	**93.4%**

3B. Calculating the District's Projected Ratio of ADA to Enrollment

DATA ENTRY: Estimated P-2 ADA will be extracted into the first column for the Current Year; enter data in the first column for the subsequent fiscal years. Data should reflect district regular and charter school ADA/enrollment corresponding to financial data reported in the General Fund, only, for all fiscal years. All other data are extracted.

Fiscal Year	Estimated P-2 ADA (Form AI, Lines A4 and C4)	Enrollment CALPADS/Projected (Criterion 2, Item 2A)	Ratio of ADA to Enrollment	Status
Current Year (2025-26)				
District Regular	1,470	1,598		
Charter School	0	0		
Total ADA/Enrollment	**1,470**	**1,598**	**92.0%**	**Met**
1st Subsequent Year (2026-27)				
District Regular	1,403	1,572		
Charter School	0	0		
Total ADA/Enrollment	**1,403**	**1,572**	**89.2%**	**Met**
2nd Subsequent Year (2027-28)				
District Regular	1,386	1,504		
Charter School	0	0		
Total ADA/Enrollment	**1,386**	**1,504**	**92.2%**	**Met**

3C. Comparison of District ADA to Enrollment Ratio to the Standard

DATA ENTRY: Enter an explanation if the standard is not met.

1a. STANDARD MET - Projected P-2 ADA to enrollment ratio has not exceeded the standard for the current year and two subsequent fiscal years.

Explanation:
(required if NOT met)

4. CRITERION: LCFF Revenue

STANDARD: Projected LCFF revenue for any of the current fiscal year or two subsequent fiscal years has not changed by more than two percent since first interim projections.

District's LCFF Revenue Standard Percentage Range: -2.0% to +2.0%

4A. Calculating the District's Projected Change in LCFF Revenue

DATA ENTRY: First Interim data that exist will be extracted; otherwise, enter data into the first column. In the Second Interim column, Current Year data are extracted; enter data for the two subsequent years.

Fiscal Year	LCFF Revenue (Fund 01, Objects 8011, 8012, 8020-8089) First Interim (Form 01CSI, Item 4A)	Second Interim Projected Year Totals	Percent Change	Status
Current Year (2025-26)	25,257,484.00	25,337,537.00	.3%	Met
1st Subsequent Year (2026-27)	25,335,566.00	25,258,695.00	(.3%)	Met
2nd Subsequent Year (2027-28)	25,452,129.00	25,398,669.00	(.2%)	Met

4B. Comparison of District LCFF Revenue to the Standard

DATA ENTRY: Enter an explanation if the standard is not met.

1a. STANDARD MET - LCFF revenue has not changed since first interim projections by more than two percent for the current year and two subsequent fiscal years.

Explanation:
(required if NOT met)

5. CRITERION: Salaries and Benefits

STANDARD: Projected ratio of total unrestricted salaries and benefits to total unrestricted general fund expenditures for any of the current fiscal year or two subsequent fiscal years has not changed from the historical average ratio from the three prior fiscal years by more than the greater of three percent or the district's required reserves percentage.

5A. Calculating the District's Historical Average Ratio of Unrestricted Salaries and Benefits to Total Unrestricted General Fund Expenditures

DATA ENTRY: Unaudited Actuals data that exist for the First Prior Year will be extracted; otherwise, enter data for the First Prior Year. Unaudited Actuals data for the second and third prior years are preloaded.

Fiscal Year	Unaudited Actuals - Unrestricted (Resources 0000-1999) Salaries and Benefits (Form 01, Objects 1000-3999)	Total Expenditures (Form 01, Objects 1000-7499)	Ratio of Unrestricted Salaries and Benefits to Total Unrestricted Expenditures
Third Prior Year (2022-23)	16,312,605.66	20,930,885.56	77.9%
Second Prior Year (2023-24)	17,256,925.26	24,097,315.99	71.6%
First Prior Year (2024-25)	18,886,251.87	27,784,511.12	68.0%
		Historical Average Ratio:	72.5%

	Current Year (2025-26)	1st Subsequent Year (2026-27)	2nd Subsequent Year (2027-28)
District's Reserve Standard Percentage (Criterion 10B, Line 4)	3%	3%	3%
District's Salaries and Benefits Standard (historical average ratio, plus/minus the greater of 3% or the district's reserve standard percentage):	**69.5% to 75.5%**	**69.5% to 75.5%**	**69.5% to 75.5%**

5B. Calculating the District's Projected Ratio of Unrestricted Salaries and Benefits to Total Unrestricted General Fund Expenditures

DATA ENTRY: If Form MYPI exists, Projected Year Totals data for the two subsequent years will be extracted; if not, enter Projected Year Totals data. Projected Year Totals data for Current Year are extracted.

Fiscal Year	Projected Year Totals - Unrestricted (Resources 0000-1999) Salaries and Benefits (Form 01I, Objects 1000-3999) (Form MYPI, Lines B1-B3)	Total Expenditures (Form 01I, Objects 1000-7499) (Form MYPI, Lines B1-B8, B10)	Ratio of Unrestricted Salaries and Benefits to Total Unrestricted Expenditures	Status
Current Year (2025-26)	17,877,821.09	24,625,818.41	72.6%	Met
1st Subsequent Year (2026-27)	17,366,370.53	23,488,442.53	73.9%	Met
2nd Subsequent Year (2027-28)	17,535,969.53	23,658,041.53	74.1%	Met

5C. Comparison of District Salaries and Benefits Ratio to the Standard

DATA ENTRY: Enter an explanation if the standard is not met.

1a. STANDARD MET - Ratio of total unrestricted salaries and benefits to total unrestricted expenditures has met the standard for the current year and two subsequent fiscal years.

Explanation:
(required if NOT met)

6. CRITERION: Other Revenues and Expenditures

STANDARD: Projected operating revenues (including federal, other state and other local) or expenditures (including books and supplies, and services and other operating), for any of the current fiscal year or two subsequent fiscal years, have not changed by more than five percent since first interim projections. Changes that exceed five percent in any major object category must be explained.

District's Other Revenues and Expenditures Standard Percentage Range:	**-5.0% to +5.0%**
District's Other Revenues and Expenditures Explanation Percentage Range:	**-5.0% to +5.0%**

6A. Calculating the District's Change by Major Object Category and Comparison to the Explanation Percentage Range

DATA ENTRY: First Interim data that exist will be extracted; otherwise, enter data into the first column. Second Interim data for the Current Year are extracted. If Second Interim Form MYPI exists, data for the two subsequent years will be extracted; if not, enter data for the two subsequent years into the second column. Explanations must be entered for each category if the percent change for any year exceeds the district's explanation percentage range.

Object Range / Fiscal Year	First Interim Projected Year Totals (Form 01CSI, Item 6A)	Second Interim Projected Year Totals (Fund 01) (Form MYPI)	Percent Change	Change Is Outside Explanation Range
Federal Revenue (Fund 01, Objects 8100-8299) (Form MYPI, Line A2)				
Current Year (2025-26)	2,117,662.78	2,132,674.53	.7%	No
1st Subsequent Year (2026-27)	1,731,560.00	1,771,883.00	2.3%	No
2nd Subsequent Year (2027-28)	1,731,560.00	1,771,883.00	2.3%	No

Explanation: (required if Yes)

Other State Revenue (Fund 01, Objects 8300-8599) (Form MYPI, Line A3)

Current Year (2025-26)	6,697,353.25	6,581,434.25	-1.7%	No
1st Subsequent Year (2026-27)	5,590,625.00	5,688,928.00	1.8%	No
2nd Subsequent Year (2027-28)	5,781,824.00	5,863,009.00	1.4%	No

Explanation: (required if Yes)
State revenue has been reduced in the current year by removal of a reimbursement from the State Water Resource Board that has been denied and pending appeal. Increases in subsequent years are the result of new grants,

Other Local Revenue (Fund 01, Objects 8600-8799) (Form MYPI, Line A4)

Current Year (2025-26)	1,447,171.17	1,660,874.14	14.8%	Yes
1st Subsequent Year (2026-27)	948,736.00	904,843.00	-4.6%	No
2nd Subsequent Year (2027-28)	959,835.00	913,344.00	-4.8%	No

Explanation: (required if Yes)
local income increased in the budget year due to a one-time correction to a prior year payable that was not cleared. Local grant revenue grant revenue was also budgeted in the current year.

Books and Supplies (Fund 01, Objects 4000-4999) (Form MYPI, Line B4)

Current Year (2025-26)	2,620,491.17	3,296,505.30	25.8%	Yes
1st Subsequent Year (2026-27)	2,140,502.00	2,123,403.00	-.8%	No
2nd Subsequent Year (2027-28)	2,169,333.00	2,123,403.00	-2.1%	No

Explanation: (required if Yes)
Increases in Books and Supplies are related to new grant income and carry over amounts.

Services and Other Operating Expenditures (Fund 01, Objects 5000-5999) (Form MYPI, Line B5)

Current Year (2025-26)	6,351,490.97	6,894,262.26	8.5%	Yes
1st Subsequent Year (2026-27)	6,124,415.00	6,873,046.00	12.2%	Yes
2nd Subsequent Year (2027-28)	6,157,845.00	6,873,046.00	11.6%	Yes

Explanation: (required if Yes)
Increased services are related to new grant funds and carry over funds.

6B. Calculating the District's Change in Total Operating Revenues and Expenditures

DATA ENTRY: All data are extracted or calculated.

Object Range / Fiscal Year	First Interim Projected Year Totals	Second Interim Projected Year Totals	Percent Change	Status
Total Federal, Other State, and Other Local Revenue (Section 6A)				
Current Year (2025-26)	10,262,187.20	10,374,982.92	1.1%	Met
1st Subsequent Year (2026-27)	8,270,921.00	8,365,654.00	1.1%	Met
2nd Subsequent Year (2027-28)	8,473,219.00	8,548,236.00	.9%	Met
Total Books and Supplies, and Services and Other Operating Expenditures (Section 6A)				
Current Year (2025-26)	8,971,982.14	10,190,767.56	13.6%	Not Met
1st Subsequent Year (2026-27)	8,264,917.00	8,996,449.00	8.9%	Not Met
2nd Subsequent Year (2027-28)	8,327,178.00	8,996,449.00	8.0%	Not Met

6C. Comparison of District Total Operating Revenues and Expenditures to the Standard Percentage Range

DATA ENTRY: Explanations are linked from Section 6A if the status in Section 6B is Not Met; no entry is allowed below.

1a. STANDARD MET - Projected total operating revenues have not changed since first interim projections by more than the standard for the current year and two subsequent fiscal years.

Explanation: Federal Revenue (linked from 6A if NOT met)

Explanation: Other State Revenue (linked from 6A if NOT met)

Explanation: Other Local Revenue (linked from 6A if NOT met)

1b. STANDARD NOT MET - One or more total operating expenditures have changed since first interim projections by more than the standard in one or more of the current year or two subsequent fiscal years. Reasons for the projected change, descriptions of the methods and assumptions used in the projections, and what changes, if any, will be made to bring the projected operating revenues within the standard must be entered in Section 6A above and will also display in the explanation box below.

Explanation: Books and Supplies (linked from 6A if NOT met)

Increases in Books and Supplies are related to new grant income and carry over amounts.

Explanation: Services and Other Exps (linked from 6A if NOT met)

Increased services are related to new grant funds and carry over funds.

7. CRITERION: Facilities Maintenance

STANDARD: Identify changes that have occurred since first interim projections in the projected contributions for facilities maintenance funding as required pursuant to Education Code Section 17070.75, or in how the district is providing adequately to preserve the functionality of its facilities for their normal life in accordance with Education Code sections 52060(d)(1) and 17002(d)(1).

Determining the District's Compliance with the Contribution Requirement for EC Section 17070.75 - Ongoing and Major Maintenance/Restricted Maintenance Account (OMMA/RMA)

NOTE: EC Section 17070.75 requires the district to deposit into the account a minimum amount equal to or greater than three percent of the total general fund expenditures and other financing uses for that fiscal year. Statute exclude the following resource codes from the total general fund expenditures calculation: 3212, 3213, 3214, 3216, 3218, 3219, 3225, 3226, 3227, 3228, 5316, 5632, 5633, 5634, 7027, and 7690.

DATA ENTRY: Enter the Required Minimum Contribution if First Interim data does not exist. First Interim data that exist will be extracted; otherwise, enter First Interim data into lines 1, if applicable, and 2. All other data are extracted.

		Required Minimum Contribution	Second Interim Contribution Projected Year Totals (Fund 01, Resource 8150, Objects 8900-8999)	Status
1.	OMMA/RMA Contribution	1,252,893.64	1,243,093.64	Not Met
2.	First Interim Contribution (information only) (Form 01CSI, First Interim, Criterion 7, Line 1)		726,406.85	

If status is not met, enter an X in the box that best describes why the minimum required contribution was not made:

	Not applicable (district does not participate in the Leroy F. Greene School Facilities Act of 1998)
	Exempt (due to district's small size [EC Section 17070.75 (b)(2)(E)])
X	Other (explanation must be provided)

Explanation: (required if NOT met and Other is marked)

Minimum contribution was made at budget development

8. CRITERION: Deficit Spending

STANDARD: Unrestricted deficit spending (total unrestricted expenditures and other financing uses is greater than total unrestricted revenues and other financing sources) as a percentage of total unrestricted expenditures and other financing uses, has not exceeded one-third of the district's available reserves[1] as a percentage of total expenditures and other financing uses[2] in any of the current fiscal year or two subsequent fiscal years.

[1]Available reserves are the unrestricted amounts in the Stabilization Arrangements, Reserve for Economic Uncertainties, and Unassigned/Unappropriated accounts in the General Fund and the Special Reserve Fund for Other Than Capital Outlay Projects. Available reserves will be reduced by any negative ending balances in restricted resources in the General Fund.

[2]A school district that is the Administrative Unit of a Special Education Local Plan Area (SELPA) may exclude from its expenditures the distribution of funds to its participating members.

8A. Calculating the District's Deficit Spending Standard Percentage Levels

DATA ENTRY: All data are extracted or calculated.

	Current Year (2025-26)	1st Subsequent Year (2026-27)	2nd Subsequent Year (2027-28)
District's Available Reserve Percentages (Criterion 10C, Line 9)	7.9%	7.3%	6.1%
District's Deficit Spending Standard Percentage Levels (one-third of available reserve percentage):	**2.6%**	**2.4%**	**2.0%**

8B. Calculating the District's Deficit Spending Percentages

DATA ENTRY: Current Year data are extracted. If Form MYPI exists, data for the two subsequent years will be extracted; if not, enter data for the two subsequent years into the first and second columns.

	Projected Year Totals			
Fiscal Year	Net Change in Unrestricted Fund Balance (Form 01I, Section E) (Form MYPI, Line C)	Total Unrestricted Expenditures and Other Financing Uses (Form 01I, Objects 1000-7999) (Form MYPI, Line B11)	Deficit Spending Level (If Net Change in Unrestricted Fund Balance is negative, else N/A)	Status
Current Year (2025-26)	(1,320,074.50)	24,664,798.19	5.4%	Not Met
1st Subsequent Year (2026-27)	(422,011.53)	23,557,442.53	1.8%	Met
2nd Subsequent Year (2027-28)	(423,185.53)	23,728,041.53	1.8%	Met

8C. Comparison of District Deficit Spending to the Standard

DATA ENTRY: Enter an explanation if the standard is not met.

1a. STANDARD NOT MET - Unrestricted deficit spending has exceeded the standard percentage level in any of the current year or two subsequent fiscal years. Provide reasons for the deficit spending, a description of the methods and assumptions used in balancing the unrestricted budget, and what changes will be made to ensure that the budget deficits are eliminated or are balanced within the standard.

Explanation:
(required if NOT met)

Deficits are related to budgeting of carry over funds. Staffing cuts and budgeted expenditures will be made in subsequent years.

9. CRITERION: Fund and Cash Balances

A. FUND BALANCE STANDARD: Projected general fund balance will be positive at the end of the current fiscal year and two subsequent fiscal years.

9A-1. Determining if the District's General Fund Ending Balance is Positive

DATA ENTRY: Current Year data are extracted. If Form MYPI exists, data for the two subsequent years will be extracted; if not, enter data for the two subsequent years.

Fiscal Year	Ending Fund Balance General Fund Projected Year Totals (Form 01I, Line F2) (Form MYPI, Line D2)	Status
Current Year (2025-26)	12,094,765.45	Met
1st Subsequent Year (2026-27)	10,442,391.51	Met
2nd Subsequent Year (2027-28)	8,863,504.57	Met

9A-2. Comparison of the District's Ending Fund Balance to the Standard

DATA ENTRY: Enter an explanation if the standard is not met.

1a. STANDARD MET - Projected general fund ending balance is positive for the current fiscal year and two subsequent fiscal years.

Explanation:
(required if NOT met)

B. CASH BALANCE STANDARD: Projected general fund cash balance will be positive at the end of the current fiscal year.

9B-1. Determining if the District's Ending Cash Balance is Positive

DATA ENTRY: If Form CASH exists, data will be extracted; if not, data must be entered below.

Fiscal Year	Ending Cash Balance General Fund (Form CASH, Line F, June Column)	Status
Current Year (2025-26)	12,677,477.82	Met

9B-2. Comparison of the District's Ending Cash Balance to the Standard

DATA ENTRY: Enter an explanation if the standard is not met.

1a. STANDARD MET - Projected general fund cash balance will be positive at the end of the current fiscal year.

Explanation:
(required if NOT met)

10. CRITERION: Reserves

STANDARD: Available reserves[1] for any of the current fiscal year or two subsequent fiscal years are not less than the following percentages or amounts[2] as applied to total expenditures and other financing uses[3]:

DATA ENTRY: Current Year data are extracted. If Form MYPI exists, 1st and 2nd Subsequent Year data will be extracted. If not, enter district regular ADA and charter school ADA corresponding to financial data reported in the General Fund, only, for the two subsequent years.

Percentage Level	District ADA	
5% or $88,000 (greater of)	0	to 300
4% or $88,000 (greater of)	301	to 1,000
3%	1,001	to 30,000
2%	30,001	to 250,000
1%	250,001	and over

[1] Available reserves are the unrestricted amounts in the Stabilization Arrangements, Reserve for Economic Uncertainties, and Unassigned/Unappropriated accounts in the General Fund and Special Reserve Fund for Other Than Capital Outlay Projects. Available reserves will be reduced by any negative ending balances in restricted resources in the General Fund.

[2] Dollar amounts to be adjusted annually by the prior year statutory cost-of-living adjustment, as referenced in Education Code Section 42238.02, rounded to the nearest thousand.

[3] A school district that is the Administrative Unit (AU) of a Special Education Local Plan Area (SELPA) may exclude from its expenditures the distribution of funds to its participating members.

	Current Year (2025-26)	1st Subsequent Year (2026-27)	2nd Subsequent Year (2027-28)
District Estimated P-2 ADA (Current Year, Form AI, Lines A4 and C4. Subsequent Years, Form MYPI, Line F2, if available.)	1,470	1,446	1,384
District's Reserve Standard Percentage Level:	**3%**	**3%**	**3%**

10A. Calculating the District's Special Education Pass-through Exclusions (only for districts that serve as the AU of a SELPA)

DATA ENTRY: For SELPA AUs, if Form MYPI exists, all data will be extracted including the Yes/No button selection. If not, click the appropriate Yes or No button for item 1. If Yes, enter data for item 2a. If No, enter data for the two subsequent years in item 2b; Current Year data are extracted.

For districts that serve as the AU of a SELPA (Form MYPI, Lines F1a, F1b1, and F1b2):

1. Do you choose to exclude from the reserve calculation the pass-through funds distributed to SELPA members? No
2. If you are the SELPA AU and are excluding special education pass-through funds:
   a. Enter the name(s) of the SELPA(s): Merced County Office of Educatin

	Current Year Projected Year Totals (2025-26)	1st Subsequent Year (2026-27)	2nd Subsequent Year (2027-28)
b. Special Education Pass-through Funds (Fund 10, resources 3300-3499, 6500-6540 and 6546, objects 7211-7213 and 7221-7223)	0.00	314,028.00	314,028.00

10B. Calculating the District's Reserve Standard

DATA ENTRY: If Form MYPI exists, all data will be extracted or calculated. If not, enter data for line 1 for the two subsequent years; Current Year data are extracted.

	Current Year Projected Year Totals (2025-26)	1st Subsequent Year (2026-27)	2nd Subsequent Year (2027-28)
1. Expenditures and Other Financing Uses (Form 01I, objects 1000-7999) (Form MYPI, Line B11)	38,180,841.15	35,276,722.94	35,525,791.94
2. Plus: Special Education Pass-through (Criterion 10A, Line 2b, if Criterion 10A, Line 1 is No)	0.00	314,028.00	314,028.00
3. Total Expenditures and Other Financing Uses (Line B1 plus Line B2)	38,180,841.15	35,590,750.94	35,839,819.94

4.	Reserve Standard Percentage Level	3%	3%	3%
5.	Reserve Standard - by Percent (Line B3 times Line B4)	1,145,425.23	1,067,722.53	1,075,194.60
6.	Reserve Standard - by Amount ($88,000 for districts with 0 to 1,000 ADA, else 0)	0.00	0.00	0.00
7.	**District's Reserve Standard (Greater of Line B5 or Line B6)**	**1,145,425.23**	**1,067,722.53**	**1,075,194.60**

10C. Calculating the District's Available Reserve Amount

DATA ENTRY: All data are extracted from fund data and Form MYPI. If Form MYPI does not exist, enter data for the two subsequent years.

Reserve Amounts (Unrestricted resources 0000-1999 except Line 4)		Current Year Projected Year Totals (2025-26)	1st Subsequent Year (2026-27)	2nd Subsequent Year (2027-28)
1.	General Fund - Stabilization Arrangements (Fund 01, Object 9750) (Form MYPI, Line E1a)	1,875,394.57	1,540,506.04	1,109,848.51
2.	General Fund - Reserve for Economic Uncertainties (Fund 01, Object 9789) (Form MYPI, Line E1b)	1,145,425.00	1,058,302.00	1,065,774.00
3.	General Fund - Unassigned/Unappropriated Amount (Fund 01, Object 9790) (Form MYPI, Line E1c)	0.00	0.00	0.00
4.	General Fund - Negative Ending Balances in Restricted Resources (Fund 01, Object 979Z, if negative, for each of resources 2000-9999) (Form MYPI, Line E1d)	0.00	0.00	0.00
5.	Special Reserve Fund - Stabilization Arrangements (Fund 17, Object 9750) (Form MYPI, Line E2a)	0.00		
6.	Special Reserve Fund - Reserve for Economic Uncertainties (Fund 17, Object 9789) (Form MYPI, Line E2b)	0.00		
7.	Special Reserve Fund - Unassigned/Unappropriated Amount (Fund 17, Object 9790) (Form MYPI, Line E2c)	0.00		
8.	District's Available Reserve Amount (Lines C1 thru C7)	3,020,819.57	2,598,808.04	2,175,622.51
9.	District's Available Reserve Percentage (Information only) (Line 8 divided by Section 10B, Line 3)	7.91%	7.30%	6.07%
	District's Reserve Standard (Section 10B, Line 7):	**1,145,425.23**	**1,067,722.53**	**1,075,194.60**
	Status:	Met	Met	Met

10D. Comparison of District Reserve Amount to the Standard

DATA ENTRY: Enter an explanation if the standard is not met.

1a. STANDARD MET - Available reserves have met the standard for the current year and two subsequent fiscal years.

Explanation:
(required if NOT met)

SUPPLEMENTAL INFORMATION

DATA ENTRY: Click the appropriate Yes or No button for items S1 through S4. Enter an explanation for each Yes answer.

S1. Contingent Liabilities

1a. Does your district have any known or contingent liabilities (e.g., financial or program audits, litigation, state compliance reviews) that have occurred since first interim projections that may impact the budget? **Yes**

1b. If Yes, identify the liabilities and how they may impact the budget:

pending litigation?

S2. Use of One-time Revenues for Ongoing Expenditures

1a. Does your district have ongoing general fund expenditures funded with one-time revenues that have changed since first interim projections by more than five percent? **No**

1b. If Yes, identify the expenditures and explain how the one-time resources will be replaced to continue funding the ongoing expenditures in the following fiscal years:

S3. Temporary Interfund Borrowings

1a. Does your district have projected temporary borrowings between funds? (Refer to Education Code Section 42603) **No**

1b. If Yes, identify the interfund borrowings:

S4. Contingent Revenues

1a. Does your district have projected revenues for the current fiscal year or either of the two subsequent fiscal years contingent on reauthorization by the local government, special legislation, or other definitive act (e.g., parcel taxes, forest reserves)? **No**

1b. If Yes, identify any of these revenues that are dedicated for ongoing expenses and explain how the revenues will be replaced or expenditures reduced:

S5. Contributions

Identify projected contributions from unrestricted resources in the general fund to restricted resources in the general fund for the current fiscal year and two subsequent fiscal years. Provide an explanation if contributions have changed by more than $20,000 and more than five percent since first interim projections.

Identify projected transfers to or from the general fund to cover operating deficits in either the general fund or any other fund for the current fiscal year and two subsequent fiscal years. Provide an explanation if transfers have changed by more than $20,000 and more than five percent since first interim projections.

Identify capital project cost overruns that have occurred since first interim projections that may impact the general fund budget.

District's Contributions and Transfers Standard: -5.0% to +5.0% or -$20,000 to +$20,000

S5A. Identification of the District's Projected Contributions, Transfers, and Capital Projects that may Impact the General Fund

DATA ENTRY: First Interim data that exist will be extracted; otherwise, enter data into the first column. For Contributions, the Second Interim's Current Year data will be extracted. Enter Second Interim Contributions for the 1st and 2nd Subsequent Years. For Transfers In and Transfers Out, the Second Interim's Current Year data will be extracted. If Form MYPI exists, the data will be extracted into the Second Interim column for the 1st and 2nd Subsequent Years. If Form MYPI does not exist, enter data for 1st and 2nd Subsequent Years. Click on the appropriate button for Item 1d; all other data will be calculated.

Description / Fiscal Year	First Interim (Form 01CSI, Item S5A)	Second Interim Projected Year Totals	Percent Change	Amount of Change	Status
1a. Contributions, Unrestricted General Fund (Fund 01, Resources 0000-1999, Object 8980)					
Current Year (2025-26)	(3,462,551.53)	(3,812,748.34)	10.1%	350,196.81	Not Met
1st Subsequent Year (2026-27)	(2,665,386.00)	(3,712,748.00)	39.3%	1,047,362.00	Not Met
2nd Subsequent Year (2027-28)	(2,665,386.00)	(3,712,748.00)	39.3%	1,047,362.00	Not Met
1b. Transfers In, General Fund *					
Current Year (2025-26)	0.00	0.00	0.0%	0.00	Met
1st Subsequent Year (2026-27)	0.00	0.00	0.0%	0.00	Met
2nd Subsequent Year (2027-28)	0.00	0.00	0.0%	0.00	Met
1c. Transfers Out, General Fund *					
Current Year (2025-26)	(102,000.00)	38,979.78	-138.2%	140,979.78	Not Met
1st Subsequent Year (2026-27)	(35,000.00)	69,000.00	-297.1%	104,000.00	Not Met
2nd Subsequent Year (2027-28)	(35,000.00)	70,000.00	-300.0%	105,000.00	Not Met

1d. Capital Project Cost Overruns

Have capital project cost overruns occurred since first interim projections that may impact the general fund operational budget? No

* Include transfers used to cover operating deficits in either the general fund or any other fund.

S5B. Status of the District's Projected Contributions, Transfers, and Capital Projects

DATA ENTRY: Enter an explanation if Not Met for items 1a-1c or if Yes for Item 1d.

1a. NOT MET - The projected contributions from the unrestricted general fund to restricted general fund programs have changed since first interim projections by more than the standard for any of the current year or subsequent two fiscal years. Identify restricted programs and contribution amount for each program and whether contributions are ongoing or one-time in nature. Explain the district's plan, with timeframes, for reducing or eliminating the contribution.

Explanation:
(required if NOT met)

Contributions were understated at First Interim. Additional contributions were required to balance restricted resources in the prior year.

1b. MET - Projected transfers in have not changed since first interim projections by more than the standard for the current year and two subsequent fiscal years.

Explanation:
(required if NOT met)

1c. NOT MET - The projected transfers out of the general fund have changed since first interim projections by more than the standard for any of the current year or subsequent two fiscal years. Identify the amounts transferred, by fund, and whether transfers are ongoing or one-time in nature. If ongoing, explain the district's plan, with timeframes, for reducing or eliminating the transfers.

Explanation:
(required if NOT met)

The increase is due to fund salaries in Adult Ed. Fund 11.

1d. NO - There have been no capital project cost overruns occurring since first interim projections that may impact the general fund operational budget.

Project Information:
(required if YES)

S6. Long-term Commitments

Identify all existing and new multiyear commitments[1] and their annual required payment for the current fiscal year and two subsequent fiscal years. Explain how any increase in annual payments will be funded. Also, explain how any decrease to funding sources used to pay long-term commitments will be replaced.

[1] Include multiyear commitments, multiyear debt agreements, and new programs or contracts that result in long-term obligations.

S6A. Identification of the District's Long-term Commitments

DATA ENTRY: If First Interim data exist (Form 01CSI, Item S6A), long-term commitment data will be extracted and it will only be necessary to click the appropriate button for Item 1b. Extracted data may be overwritten to update long-term commitment data in Item 2, as applicable. If no First Interim data exist, click the appropriate buttons for items 1a and 1b, and enter all other data, as applicable.

1. a. Does your district have long-term (multiyear) commitments?
(If No, skip items 1b and 2 and sections S6B and S6C) — Yes

b. If Yes to Item 1a, have new long-term (multiyear) commitments been incurred since first interim projections? — No

2. If Yes to Item 1a, list (or update) all new and existing multiyear commitments and required annual debt service amounts. Do not include long-term commitments for postemployment benefits other than pensions (OPEB); OPEB is disclosed in Item S7A.

Type of Commitment	# of Years Remaining	SACS Fund and Object Codes Used For: Funding Sources (Revenues)	Debt Service (Expenditures)	Principal Balance as of July 1, 2025
Leases				
Certificates of Participation	24	Unrestricted	7438/7439	4,356,000
General Obligation Bonds	24	FUnd 51	7433/7434	12,024,236
Supp Early Retirement Program				
State School Building Loans				
Compensated Absences				
Other Long-term Commitments (do not include OPEB):				
TOTAL:				16,380,236

Type of Commitment (continued)	Prior Year (2024-25) Annual Payment (P & I)	Current Year (2025-26) Annual Payment (P & I)	1st Subsequent Year (2026-27) Annual Payment (P & I)	2nd Subsequent Year (2027-28) Annual Payment (P & I)
Leases				
Certificates of Participation	479,243	478,780	479,985	479,985
General Obligation Bonds	618,211	639,905	639,905	640,000
Supp Early Retirement Program				
State School Building Loans				
Compensated Absences				
Other Long-term Commitments (continued):				
Total Annual Payments:	1,097,454	1,118,685	1,119,890	1,119,985
Has total annual payment increased over prior year (2024-25)?		**Yes**	**Yes**	**Yes**

S6B. Comparison of the District's Annual Payments to Prior Year Annual Payment

DATA ENTRY: Enter an explanation if Yes.

1a. Yes - Annual payments for long-term commitments have increased in one or more of the current or two subsequent fiscal years. Explain how the increase in annual payments will be funded.

Explanation:
(Required if Yes to increase in total annual payments)

Payment amounts for the GO Bond were omitted at First Interim.

S6C. Identification of Decreases to Funding Sources Used to Pay Long-term Commitments

DATA ENTRY: Click the appropriate Yes or No button in Item 1; if Yes, an explanation is required in Item 2.

1. Will funding sources used to pay long-term commitments decrease or expire prior to the end of the commitment period, or are they one-time sources?

No

2. No - Funding sources will not decrease or expire prior to the end of the commitment period, and one-time funds are not being used for long-term commitment.

Explanation:
(Required if Yes)

S7. Unfunded Liabilities

Identify any changes in estimates for unfunded liabilities since first interim projections, and indicate whether the changes are the result of a new actuarial valuation.

S7A. Identification of the District's Estimated Unfunded Liability for Postemployment Benefits Other Than Pensions (OPEB)

DATA ENTRY: Click the appropriate button(s) for items 1a-1c, as applicable. First Interim data that exist (Form 01CSI, Item S7A) will be extracted; otherwise, enter First Interim and Second Interim data in items 2-4.

1 a. Does your district provide postemployment benefits other than pensions (OPEB)? (If No, skip items 1b-4): Yes

b. If Yes to Item 1a, have there been changes since first interim in OPEB liabilities? No

c. If Yes to Item 1a, have there been changes since first interim in OPEB contributions?

2 OPEB Liabilities

	First Interim (Form 01CSI, Item S7A)	Second Interim
a. Total OPEB liability	3,674,125.00	3,674,124.00
b. OPEB plan(s) fiduciary net position (if applicable)	248,740.00	248,740.00
c. Total/Net OPEB liability (Line 2a minus Line 2b)	3,425,385.00	3,425,384.00
d. Is total OPEB liability based on the district's estimate or an actuarial valuation?	Actuarial	Actuarial
e. If based on an actuarial valuation, indicate the measurement date of the OPEB valuation.	Jun 30, 2025	

3 OPEB Contributions

a. OPEB actuarially determined contribution (ADC) if available, per actuarial valuation or Alternative Measurement Method	First Interim (Form 01CSI, Item S7A)	Second Interim
Current Year (2025-26)	146,219.00	146,219.00
1st Subsequent Year (2026-27)	150,343.00	150,343.00
2nd Subsequent Year (2027-28)	154,433.00	154,433.00

b. OPEB amount contributed (for this purpose, include premiums paid to a self-insurance fund) (Funds 01-70, objects 3701-3752)

Current Year (2025-26)	146,219.00	155,219.72
1st Subsequent Year (2026-27)	150,343.00	150,343.00
2nd Subsequent Year (2027-28)	154,433.00	154,433.00

c. Cost of OPEB benefits (equivalent of "pay-as-you-go" amount)

Current Year (2025-26)	91,043.00	91,043.00
1st Subsequent Year (2026-27)	96,985.00	96,985.00
2nd Subsequent Year (2027-28)	119,218.00	119,218.00

d. Number of retirees receiving OPEB benefits

Current Year (2025-26)	33	33
1st Subsequent Year (2026-27)	33	33
2nd Subsequent Year (2027-28)	33	34

4. Comments:

S7B. Identification of the District's Unfunded Liability for Self-insurance Programs

DATA ENTRY: Click the appropriate button(s) for items 1a-1c, as applicable. First Interim data that exist (Form 01CSI, Item S7B) will be extracted; otherwise, enter First Interim and Second Interim data in items 2-4.

1 a. Does your district operate any self-insurance programs such as workers' compensation, employee health and welfare, or property and liability? (Do not include OPEB; which is covered in Section S7A) (If No, skip items 1b-4) — No

b. If Yes to item 1a, have there been changes since first interim in self-insurance liabilities? — n/a

c. If Yes to item 1a, have there been changes since first interim in self-insurance contributions? — n/a

2 Self-Insurance Liabilities

	First Interim (Form 01CSI, Item S7B)	Second Interim
a. Accrued liability for self-insurance programs		
b. Unfunded liability for self-insurance programs		

3 Self-Insurance Contributions

	First Interim (Form 01CSI, Item S7B)	Second Interim
a. Required contribution (funding) for self-insurance programs		
Current Year (2025-26)		
1st Subsequent Year (2026-27)		
2nd Subsequent Year (2027-28)		
b. Amount contributed (funded) for self-insurance programs		
Current Year (2025-26)		
1st Subsequent Year (2026-27)		
2nd Subsequent Year (2027-28)		

4 Comments:

S8. Status of Labor Agreements

Analyze the status of all employee labor agreements. Identify new labor agreements that have been ratified since first interim projections, as well as new commitments provided as part of previously ratified multiyear agreements; and include all contracts, including all administrator contracts (and including all compensation). For new agreements, indicate the date of the required board meeting. Compare the increase in new commitments to the projected increase in ongoing revenues, and explain how these commitments will be funded in future fiscal years.

If salary and benefit negotiations are not finalized, upon settlement with certificated or classified staff:

The school district must determine the cost of the settlement, including salaries, benefits, and any other agreements that change costs, and provide the county office of education (COE) with an analysis of the cost of the settlement and its impact on the operating budget.

The county superintendent shall review the analysis relative to the criteria and standards and may provide written comments to the president of the district governing board and superintendent.

S8A. Cost Analysis of District's Labor Agreements - Certificated (Non-management) Employees

DATA ENTRY: Click the appropriate Yes or No button for "Status of Certificated Labor Agreements as of the Previous Reporting Period." There are no extractions in this section.

Status of Certificated Labor Agreements as of the Previous Reporting Period

Were all certificated labor negotiations settled as of first interim projections? No

If Yes, complete number of FTEs, then skip to section S8B.

If No, continue with section S8A.

Certificated (Non-management) Salary and Benefit Negotiations

	Prior Year (2nd Interim) (2024-25)	Current Year (2025-26)	1st Subsequent Year (2026-27)	2nd Subsequent Year (2027-28)
Number of certificated (non-management) full-time-equivalent (FTE) positions	94.00	97.66	94.66	94.66

1a. Have any salary and benefit negotiations been settled since first interim projections? Yes

If Yes, and the corresponding public disclosure documents have been filed with the COE, complete questions 2 and 3.

If Yes, and the corresponding public disclosure documents have not been filed with the COE, complete questions 2-5.

If No, complete questions 6 and 7.

1b. Are any salary and benefit negotiations still unsettled? No

If Yes, complete questions 6 and 7.

Negotiations Settled Since First Interim

2a. Per Government Code Section 3547.5(a), date of public disclosure board meeting: Feb 10, 2026

2b. Per Government Code Section 3547.5(b), was the collective bargaining agreement certified by the district superintendent and chief business official? Yes

If Yes, date of Superintendent and CBO certification: Feb 10, 2026

3. Per Government Code Section 3547.5(c), was a budget revision adopted to meet the costs of the collective bargaining agreement? Yes

If Yes, date of budget revision board adoption: Feb 18, 2026

4. Period covered by the agreement: Begin Date: Jul 01, 2024 End Date: Jun 30, 2026

5. Salary settlement:

	Current Year (2025-26)	1st Subsequent Year (2026-27)	2nd Subsequent Year (2027-28)
Is the cost of salary settlement included in the interim and multiyear projections (MYPs)?	Yes	Yes	Yes
One Year Agreement			
Total cost of salary settlement	237,199	250,256	250,256
% change in salary schedule from prior year			
or			
Multiyear Agreement			
Total cost of salary settlement			
% change in salary schedule from prior year (may enter text, such as "Reopener")			

Identify the source of funding that will be used to support multiyear salary commitments:

Negotiations Not Settled

6. Cost of a one percent increase in salary and statutory benefits

	Current Year (2025-26)	1st Subsequent Year (2026-27)	2nd Subsequent Year (2027-28)
7. Amount included for any tentative salary schedule increases			

Certificated (Non-management) Health and Welfare (H&W) Benefits	Current Year (2025-26)	1st Subsequent Year (2026-27)	2nd Subsequent Year (2027-28)
1. Are costs of H&W benefit changes included in the interim and MYPs?	Yes	Yes	Yes
2. Total cost of H&W benefits	1,993,970	1,993,970	2,093,668
3. Percent of H&W cost paid by employer	73.0%	27.0%	70.0%
4. Percent projected change in H&W cost over prior year			5.0%

Certificated (Non-management) Prior Year Settlements Negotiated Since First Interim Projections

Are any new costs negotiated since first interim projections for prior year settlements included in the interim?	No		
If Yes, amount of new costs included in the interim and MYPs			

If Yes, explain the nature of the new costs:

Certificated (Non-management) Step and Column Adjustments

		Current Year (2025-26)	1st Subsequent Year (2026-27)	2nd Subsequent Year (2027-28)
1.	Are step & column adjustments included in the interim and MYPs?	Yes	Yes	Yes
2.	Cost of step & column adjustments			
3.	Percent change in step & column over prior year			

Certificated (Non-management) Attrition (layoffs and retirements)

		Current Year (2025-26)	1st Subsequent Year (2026-27)	2nd Subsequent Year (2027-28)
1.	Are savings from attrition included in the interim and MYPs?	Yes	Yes	Yes
2.	Are additional H&W benefits for those laid-off or retired employees included in the interim and MYPs?	Yes	Yes	Yes

Certificated (Non-management) - Other

List other significant contract changes that have occurred since first interim projections and the cost impact of each change (i.e., class size, hours of employment, leave of absence, bonuses, etc.):

S8B. Cost Analysis of District's Labor Agreements - Classified (Non-management) Employees

DATA ENTRY: Click the appropriate Yes or No button for "Status of Classified Labor Agreements as of the Previous Reporting Period." There are no extractions in this section.

Status of Classified Labor Agreements as of the Previous Reporting Period

Were all classified labor negotiations settled as of first interim projections? Yes

If Yes, complete number of FTEs, then skip to section S8C.

If No, continue with section S8B.

Classified (Non-management) Salary and Benefit Negotiations

	Prior Year (2nd Interim) (2024-25)	Current Year (2025-26)	1st Subsequent Year (2026-27)	2nd Subsequent Year (2027-28)
Number of classified (non-management) FTE positions	81.00	83.00	77.00	73.00

1a. Have any salary and benefit negotiations been settled since first interim projections? n/a

If Yes, and the corresponding public disclosure documents have been filed with the COE, complete questions 2 and 3.

If Yes, and the corresponding public disclosure documents have not been filed with the COE, complete questions 2-5.

If No, complete questions 6 and 7.

1b. Are any salary and benefit negotiations still unsettled? No

If Yes, complete questions 6 and 7.

Negotiations Settled Since First Interim Projections

2a. Per Government Code Section 3547.5(a), date of public disclosure board meeting:

2b. Per Government Code Section 3547.5(b), was the collective bargaining agreement certified by the district superintendent and chief business official?

If Yes, date of Superintendent and CBO certification:

3. Per Government Code Section 3547.5(c), was a budget revision adopted to meet the costs of the collective bargaining agreement? n/a

If Yes, date of budget revision board adoption:

4. Period covered by the agreement: Begin Date: End Date:

5. Salary settlement:

	Current Year (2025-26)	1st Subsequent Year (2026-27)	2nd Subsequent Year (2027-28)
Is the cost of salary settlement included in the interim and multiyear projections (MYPs)?			
One Year Agreement			
Total cost of salary settlement			
% change in salary schedule from prior year			
or			
Multiyear Agreement			
Total cost of salary settlement			
% change in salary schedule from prior year (may enter text, such as "Reopener")			

Identify the source of funding that will be used to support multiyear salary commitments:

Negotiations Not Settled

6.	Cost of a one percent increase in salary and statutory benefits	

		Current Year (2025-26)	1st Subsequent Year (2026-27)	2nd Subsequent Year (2027-28)
7.	Amount included for any tentative salary schedule increases			

Classified (Non-management) Health and Welfare (H&W) Benefits

		Current Year (2025-26)	1st Subsequent Year (2026-27)	2nd Subsequent Year (2027-28)
1.	Are costs of H&W benefit changes included in the interim and MYPs?	Yes	Yes	Yes
2.	Total cost of H&W benefits	881,282	881,292	881,292
3.	Percent of H&W cost paid by employer	69.0%	69.0%	69.0%
4.	Percent projected change in H&W cost over prior year	31.0%	31.0%	31.0%

Classified (Non-management) Prior Year Settlements Negotiated Since First Interim

Are any new costs negotiated since first interim projections for prior year settlements included in the interim?		No		
	If Yes, amount of new costs included in the interim and MYPs			

If Yes, explain the nature of the new costs:

Classified (Non-management) Step and Column Adjustments

		Current Year (2025-26)	1st Subsequent Year (2026-27)	2nd Subsequent Year (2027-28)
1.	Are step & column adjustments included in the interim and MYPs?	Yes	Yes	Yes
2.	Cost of step & column adjustments		115,120	113,666
3.	Percent change in step & column over prior year			

Classified (Non-management) Attrition (layoffs and retirements)

		Current Year (2025-26)	1st Subsequent Year (2026-27)	2nd Subsequent Year (2027-28)
1.	Are savings from attrition included in the interim and MYPs?	No	No	No
2.	Are additional H&W benefits for those laid-off or retired employees included in the interim and MYPs?	No	No	No

Classified (Non-management) - Other

List other significant contract changes that have occurred since first interim and the cost impact of each (i.e., hours of employment, leave of absence, bonuses, etc.):

S8C. Cost Analysis of District's Labor Agreements - Management/Supervisor/Confidential Employees

DATA ENTRY: Click the appropriate Yes or No button for "Status of Management/Supervisor/Confidential Labor Agreements as of the Previous Reporting Period." There are no extractions in this section.

Status of Management/Supervisor/Confidential Labor Agreements as of the Previous Reporting Period

Were all managerial/confidential labor negotiations settled as of first interim projections? N/A

If Yes or n/a, complete number of FTEs, then skip to S9.

If No, continue with section S8C.

Management/Supervisor/Confidential Salary and Benefit Negotiations

	Prior Year (2nd Interim) (2024-25)	Current Year (2025-26)	1st Subsequent Year (2026-27)	2nd Subsequent Year (2027-28)
Number of management, supervisor, and confidential FTE positions	20.00	20.00	17.00	17.00

1a. Have any salary and benefit negotiations been settled since first interim projections? n/a

If Yes, complete question 2.

If No, complete questions 3 and 4.

1b. Are any salary and benefit negotiations still unsettled? n/a

If Yes, complete questions 3 and 4.

Negotiations Settled Since First Interim Projections

2. Salary settlement:

	Current Year (2025-26)	1st Subsequent Year (2026-27)	2nd Subsequent Year (2027-28)
Is the cost of salary settlement included in the interim and multiyear projections (MYPs)?			
Total cost of salary settlement			
Change in salary schedule from prior year (may enter text, such as "Reopener")			

Negotiations Not Settled

3. Cost of a one percent increase in salary and statutory benefits

	Current Year (2025-26)	1st Subsequent Year (2026-27)	2nd Subsequent Year (2027-28)
4. Amount included for any tentative salary schedule increases			

Management/Supervisor/Confidential
Health and Welfare (H&W) Benefits

		Current Year (2025-26)	1st Subsequent Year (2026-27)	2nd Subsequent Year (2027-28)
1.	Are costs of H&W benefit changes included in the interim and MYPs?	Yes	Yes	Yes
2.	Total cost of H&W benefits	85,764	85,764	85,764
3.	Percent of H&W cost paid by employer	75.0%	75.0%	75.0%
4.	Percent projected change in H&W cost over prior year	15.0%	15.0%	15.0%

Management/Supervisor/Confidential
Step and Column Adjustments

		Current Year (2025-26)	1st Subsequent Year (2026-27)	2nd Subsequent Year (2027-28)
1.	Are step & column adjustments included in the interim and MYPs?			
2.	Cost of step & column adjustments			
3.	Percent change in step and column over prior year			

Management/Supervisor/Confidential
Other Benefits (mileage, bonuses, etc.)

		Current Year (2025-26)	1st Subsequent Year (2026-27)	2nd Subsequent Year (2027-28)
1.	Are costs of other benefits included in the interim and MYPs?	No	No	No
2.	Total cost of other benefits			
3.	Percent change in cost of other benefits over prior year			

S9. Status of Other Funds

Analyze the status of other funds that may have negative fund balances at the end of the current fiscal year. If any other fund has a projected negative fund balance, prepare an interim report and multiyear projection for that fund. Explain plans for how and when the negative fund balance will be addressed.

S9A. Identification of Other Funds with Negative Ending Fund Balances

DATA ENTRY: Click the appropriate button in Item 1. If Yes, enter data in Item 2 and provide the reports referenced in Item 1.

1. Are any funds other than the general fund projected to have a negative fund balance at the end of the current fiscal year? No

If Yes, prepare and submit to the reviewing agency a report of revenues, expenditures, and changes in fund balance (e.g., an interim fund report) and a multiyear projection report for each fund.

2. If Yes, identify each fund, by name and number, that is projected to have a negative ending fund balance for the current fiscal year. Provide reasons for the negative balance(s) and explain the plan for how and when the problem(s) will be corrected.

ADDITIONAL FISCAL INDICATORS

The following fiscal indicators are designed to provide additional data for reviewing agencies. A "Yes" answer to any single indicator does not necessarily suggest a cause for concern, but may alert the reviewing agency to the need for additional review. DATA ENTRY: Click the appropriate Yes or No button for items A2 through A9; Item A1 is automatically completed based on data from Criterion 9.

A1.	Do cash flow projections show that the district will end the current fiscal year with a negative cash balance in the general fund? (Data from Criterion 9B-1, Cash Balance, are used to determine Yes or No)	No
A2.	Is the system of personnel position control independent from the payroll system?	No
A3.	Is enrollment decreasing in both the prior and current fiscal years?	Yes
A4.	Are new charter schools operating in district boundaries that impact the district's enrollment, either in the prior or current fiscal year?	No
A5.	Has the district entered into a bargaining agreement where any of the current or subsequent fiscal years of the agreement would result in salary increases that are expected to exceed the projected state funded cost-of-living adjustment?	No
A6.	Does the district provide uncapped (100% employer paid) health benefits for current or retired employees?	No
A7.	Is the district's financial system independent of the county office system?	No
A8.	Does the district have any reports that indicate fiscal distress pursuant to Education Code Section 42127.6(a)? (If Yes, provide copies to the county office of education.)	No
A9.	Have there been personnel changes in the superintendent or chief business official positions within the last 12 months?	Yes

When providing comments for additional fiscal indicators, please include the item number applicable to each comment.

Comments:
(optional)

End of School District Second Interim Criteria and Standards Review



General Fund (01)

This is the chief operating fund for all LEAs. It is used to account for the ordinary operations of an LEA. All transactions except those accounted for in another fund are accounted for in this fund. A charter school that reports separately from its authorizing LEA and that uses the governmental accounting model will use this fund as its chief operating fund. For charter schools operated as or by a not-for-profit public benefit corporation, see Fund 62. The general fund for a county office of education is called the County School Service Fund (Education Code Section 1600). All references to the general fund in this manual also apply to the County School Service Fund. Restricted projects or activities within the general fund must be identified and reported separately from unrestricted projects or activities. This is done by using codes in the resource field that identify whether the resources used are restricted or unrestricted.

2025-26 Second Interim changes are reflected on the presentation.

Description	Resource Codes	Object Codes	Original Budget (A)	Board Approved Operating Budget (B)	Actuals To Date (C)	Projected Year Totals (D)	Difference (Col B & D) (E)	% Diff Column B & D (F)
A. REVENUES								
1) LCFF Sources		8010-8099	25,185,203.00	25,253,009.00	14,468,531.71	25,333,062.00	80,053.00	0.3%
2) Federal Revenue		8100-8299	0.00	0.00	0.00	0.00	0.00	0.0%
3) Other State Revenue		8300-8599	1,735,227.27	1,652,013.27	500,615.97	939,814.27	(712,199.00)	-43.1%
4) Other Local Revenue		8600-8799	624,212.79	624,212.79	741,928.36	884,595.76	260,382.97	41.7%
5) TOTAL, REVENUES			27,544,643.06	27,529,235.06	15,711,076.04	27,157,472.03		
B. EXPENDITURES								
1) Certificated Salaries		1000-1999	10,471,951.85	10,139,852.53	5,512,045.28	10,296,950.03	(157,097.50)	-1.5%
2) Classified Salaries		2000-2999	3,135,309.20	2,824,445.15	1,554,957.72	2,762,014.50	62,430.65	2.2%
3) Employee Benefits		3000-3999	4,988,207.73	4,758,797.91	2,544,980.36	4,818,856.56	(60,058.65)	-1.3%
4) Books and Supplies		4000-4999	1,311,229.62	1,142,897.69	584,429.70	1,689,572.69	(546,675.00)	-47.8%
5) Services and Other Operating Expenditures		5000-5999	4,917,923.42	4,495,363.67	2,264,352.59	4,266,221.09	229,142.58	5.1%
6) Capital Outlay		6000-6999	272,518.37	403,856.00	70,912.49	266,576.00	137,280.00	34.0%
7) Other Outgo (excluding Transfers of Indirect Costs)		7100-7299 7400-7499	663,860.75	1,040,088.75	555,856.25	1,040,088.75	0.00	0.0%
8) Other Outgo - Transfers of Indirect Costs		7300-7399	(198,354.07)	(358,384.00)	(3,562.10)	(514,461.21)	156,077.21	-43.6%
9) TOTAL, EXPENDITURES			25,562,646.87	24,446,917.70	13,083,972.29	24,625,818.41		
C. EXCESS (DEFICIENCY) OF REVENUES OVER EXPENDITURES BEFORE OTHER FINANCING SOURCES AND USES (A5 - B9)			1,981,996.19	3,082,317.36	2,627,103.75	2,531,653.62		
D. OTHER FINANCING SOURCES/USES								
1) Interfund Transfers								
a) Transfers In		8900-8929	0.00	0.00	0.00	0.00	0.00	0.0%
b) Transfers Out		7600-7629	102,000.00	0.00	302.81	38,979.78	(38,979.78)	New
2) Other Sources/Uses								
a) Sources		8930-8979	0.00	0.00	0.00	0.00	0.00	0.0%
b) Uses		7630-7699	0.00	0.00	0.00	0.00	0.00	0.0%
3) Contributions		8980-8999	(2,366,362.53)	(3,462,551.53)	(68,271.81)	(3,812,748.34)	(350,196.81)	10.1%
4) TOTAL, OTHER FINANCING SOURCES/USES			(2,468,362.53)	(3,462,551.53)	(68,574.62)	(3,851,728.12)		
E. NET INCREASE (DECREASE) IN FUND BALANCE (C + D4)			(486,366.34)	(380,234.17)	2,558,529.13	(1,320,074.50)		
F. FUND BALANCE, RESERVES								
1) Beginning Fund Balance								
a) As of July 1 - Unaudited		9791	5,621,113.07	5,621,113.07		5,621,113.07	0.00	0.0%
b) Audit Adjustments		9793	0.00	0.00		0.00	0.00	0.0%
c) As of July 1 - Audited (F1a + F1b)			5,621,113.07	5,621,113.07		5,621,113.07		
d) Other Restatements		9795	0.00	0.00		0.00	0.00	0.0%
e) Adjusted Beginning Balance (F1c + F1d)			5,621,113.07	5,621,113.07		5,621,113.07		
2) Ending Balance, June 30 (E + F1e)			5,134,746.73	5,240,878.90		4,301,038.57		
Components of Ending Fund Balance								
a) Nonspendable								
Revolving Cash		9711	5,000.00	5,000.00		5,000.00		
Stores		9712	0.00	0.00		0.00		

Description	Resource Codes	Object Codes	Original Budget (A)	Board Approved Operating Budget (B)	Actuals To Date (C)	Projected Year Totals (D)	Difference (Col B & D) (E)	% Diff Column B & D (F)
Prepaid Items		9713	0.00	0.00		0.00		
All Others		9719	0.00	0.00		0.00		
b) Restricted		9740	0.00	0.00		0.00		
c) Committed								
Stabilization Arrangements		9750	4,130,516.73	4,132,411.90		1,875,394.57		
Other Commitments		9760	0.00	0.00		0.00		
d) Assigned								
Other Assignments		9780	0.00	0.00		1,275,219.00		
2024-25 Admin/Teacher Ratio penalty	0000	9780				*361,920.00*		
2025-26 Admin/Teacher Ratio penalty	0000	9780				*361,920.00*		
2024-25 Transportation funding loss	0000	9780				*551,379.00*		
e) Unassigned/Unappropriated								
Reserve for Economic Uncertainties		9789	999,230.00	1,103,467.00		1,145,425.00		
Unassigned/Unappropriated Amount		9790	0.00	0.00		0.00		
LCFF SOURCES								
Principal Apportionment								
State Aid - Current Year		8011	17,615,179.00	16,174,406.00	9,371,232.00	15,955,347.00	(219,059.00)	-1.4%
Education Protection Account State Aid - Current Year		8012	2,583,377.00	4,100,222.00	2,114,859.00	4,148,933.00	48,711.00	1.2%
State Aid - Prior Years		8019	0.00	0.00	0.00	0.00	0.00	0.0%
Tax Relief Subventions								
Homeowners' Exemptions		8021	0.00	0.00	13,629.44	13,674.00	13,674.00	New
Timber Yield Tax		8022	0.00	0.00	0.00	0.00	0.00	0.0%
Other Subventions/In-Lieu Taxes		8029	0.00	0.00	5,846.29	0.00	0.00	0.0%
County & District Taxes								
Secured Roll Taxes		8041	4,989,243.00	4,982,856.00	2,535,759.55	4,582,856.00	(400,000.00)	-8.0%
Unsecured Roll Taxes		8042	0.00	0.00	369,061.70	536,727.00	536,727.00	New
Prior Years' Taxes		8043	0.00	0.00	2,446.87	0.00	0.00	0.0%
Supplemental Taxes		8044	0.00	0.00	23,711.35	50,000.00	50,000.00	New
Education Revenue Augmentation Fund (ERAF)		8045	0.00	0.00	22,613.63	50,000.00	50,000.00	New
Community Redevelopment Funds (SB 617/699/1992)		8047	0.00	0.00	9,707.88	0.00	0.00	0.0%
Penalties and Interest from Delinquent Taxes		8048	0.00	0.00	0.00	0.00	0.00	0.0%
Miscellaneous Funds (EC 41604)								
Royalties and Bonuses		8081	0.00	0.00	0.00	0.00	0.00	0.0%
Other In-Lieu Taxes		8082	0.00	0.00	0.00	0.00	0.00	0.0%
Less: Non-LCFF								
(50%) Adjustment		8089	0.00	0.00	0.00	0.00	0.00	0.0%
Subtotal, LCFF Sources			25,187,799.00	25,257,484.00	14,468,867.71	25,337,537.00	80,053.00	0.3%
LCFF Transfers								
Unrestricted LCFF								
Transfers - Current Year	0000	8091	0.00	0.00	0.00	0.00	0.00	0.0%
All Other LCFF Transfers - Current Year	All Other	8091	0.00	0.00	0.00	0.00	0.00	0.0%

Description	Resource Codes	Object Codes	Original Budget (A)	Board Approved Operating Budget (B)	Actuals To Date (C)	Projected Year Totals (D)	Difference (Col B & D) (E)	% Diff Column B & D (F)
Transfers to Charter Schools in Lieu of Property Taxes		8096	(2,596.00)	(4,475.00)	(336.00)	(4,475.00)	0.00	0.0%
Property Taxes Transfers		8097	0.00	0.00	0.00	0.00	0.00	0.0%
LCFF Transfers - Prior Years		8099	0.00	0.00	0.00	0.00	0.00	0.0%
TOTAL, LCFF SOURCES			25,185,203.00	25,253,009.00	14,468,531.71	25,333,062.00	80,053.00	0.3%
FEDERAL REVENUE								
Maintenance and Operations		8110	0.00	0.00	0.00	0.00	0.00	0.0%
Special Education Entitlement		8181	0.00	0.00	0.00	0.00		
Special Education Discretionary Grants		8182	0.00	0.00	0.00	0.00		
Child Nutrition Programs		8220	0.00	0.00	0.00	0.00		
Donated Food Commodities		8221	0.00	0.00	0.00	0.00		
Forest Reserve Funds		8260	0.00	0.00	0.00	0.00	0.00	0.0%
Flood Control Funds		8270	0.00	0.00	0.00	0.00	0.00	0.0%
Wildlife Reserve Funds		8280	0.00	0.00	0.00	0.00	0.00	0.0%
FEMA		8281	0.00	0.00	0.00	0.00	0.00	0.0%
Interagency Contracts Between LEAs		8285	0.00	0.00	0.00	0.00	0.00	0.0%
Pass-Through Revenues from Federal Sources		8287	0.00	0.00	0.00	0.00		
Title I, Part A, Basic	3010	8290						
Title I, Part D, Local Delinquent Programs	3025	8290						
Title II, Part A, Supporting Effective Instruction	4035	8290						
Title III, Immigrant Student Program	4201	8290						
Title III, English Learner Program	4203	8290						
Public Charter Schools Grant Program (PCSGP)	4610	8290						
Other Every Student Succeeds Act	3040, 3060, 3061, 3110, 3150, 3155, 3182, 4037, 4123, 4124, 4126, 4127, 4128, 5630	8290						
Career and Technical Education	3500-3599	8290						
All Other Federal Revenue	All Other	8290	0.00	0.00	0.00	0.00	0.00	0.0%
TOTAL, FEDERAL REVENUE			0.00	0.00	0.00	0.00	0.00	0.0%
OTHER STATE REVENUE								
Other State Apportionments								
Special Education Master Plan								
Current Year	6500	8311						
Prior Years	6500	8319						
All Other State Apportionments - Current Year	All Other	8311	0.00	0.00	0.00	0.00	0.00	0.0%
All Other State Apportionments - Prior Years	All Other	8319	0.00	0.00	0.00	0.00	0.00	0.0%
Child Nutrition Programs		8520	0.00	0.00	0.00	0.00		
Mandated Costs Reimbursements		8550	83,484.21	77,943.21	77,943.00	77,943.21	0.00	0.0%
Lottery - Unrestricted and Instructional Materials		8560	285,896.44	285,896.44	102,387.97	285,896.44	0.00	0.0%
Tax Relief Subventions								
Restricted Levies - Other								

Description	Resource Codes	Object Codes	Original Budget (A)	Board Approved Operating Budget (B)	Actuals To Date (C)	Projected Year Totals (D)	Difference (Col B & D) (E)	% Diff Column B & D (F)
Homeowners' Exemptions		8575	0.00	0.00	0.00	0.00		
Other Subventions/In-Lieu Taxes		8576	0.00	0.00	0.00	0.00		
Pass-Through Revenues from State Sources		8587	0.00	0.00	0.00	0.00	0.00	0.0%
Expanded Learning Opportunities Program (ELO-P)	2600	8590						
After School Education and Safety (ASES)	6010	8590						
Charter School Facility Grant	6030	8590						
Career Technical Education Incentive Grant Program	6387	8590						
Drug/Alcohol/Tobacco Funds	6650, 6690, 6695	8590						
California Clean Energy Jobs Act	6230	8590						
Arts and Music in Schools (Prop 28)	6770	8590						
Specialized Secondary	7370	8590						
American Indian Early Childhood Education	7210	8590						
All Other State Revenue	All Other	8590	1,365,846.62	1,288,173.62	320,285.00	575,974.62	(712,199.00)	-55.3%
TOTAL, OTHER STATE REVENUE			1,735,227.27	1,652,013.27	500,615.97	939,814.27	(712,199.00)	-43.1%
OTHER LOCAL REVENUE								
Other Local Revenue								
County and District Taxes								
Other Restricted Levies								
Secured Roll		8615	0.00	0.00	0.00	0.00		
Unsecured Roll		8616	0.00	0.00	0.00	0.00		
Prior Years' Taxes		8617	0.00	0.00	0.00	0.00		
Supplemental Taxes		8618	0.00	0.00	0.00	0.00		
Non-Ad Valorem Taxes								
Parcel Taxes		8621	0.00	0.00	0.00	0.00	0.00	0.0%
Other		8622	0.00	0.00	0.00	0.00	0.00	0.0%
Community Redevelopment Funds Not Subject to LCFF Deduction		8625	0.00	0.00	0.00	0.00		
Penalties and Interest from Delinquent Non-LCFF Taxes		8629	0.00	0.00	0.00	0.00		
Sales								
Sale of Equipment/Supplies		8631	0.00	0.00	0.00	0.00	0.00	0.0%
Sale of Publications		8632	0.00	0.00	0.00	0.00	0.00	0.0%
Food Service Sales		8634	0.00	0.00	0.00	0.00	0.00	0.0%
All Other Sales		8639	0.00	0.00	0.00	0.00	0.00	0.0%
Leases and Rentals		8650	0.00	0.00	9,082.40	15,000.00	15,000.00	New
Interest		8660	456,213.03	456,213.03	255,135.57	481,270.00	25,056.97	5.5%
Net Increase (Decrease) in the Fair Value of Investments		8662	0.00	0.00	371,131.40	0.00	0.00	0.0%
Fees and Contracts								
Adult Education Fees		8671	0.00	0.00	0.00	0.00	0.00	0.0%
Non-Resident Students		8672	0.00	0.00	0.00	0.00	0.00	0.0%
Transportation Fees From Individuals		8675	0.00	0.00	0.00	0.00	0.00	0.0%
Interagency Services		8677	0.00	0.00	0.00	0.00	0.00	0.0%
Mitigation/Developer Fees		8681	0.00	0.00	0.00	0.00	0.00	0.0%

Description	Resource Codes	Object Codes	Original Budget (A)	Board Approved Operating Budget (B)	Actuals To Date (C)	Projected Year Totals (D)	Difference (Col B & D) (E)	% Diff Column B & D (F)
All Other Fees and Contracts		8689	0.00	0.00	0.00	0.00	0.00	0.0%
Other Local Revenue								
Plus: Misc Funds Non-LCFF (50%) Adjustment		8691	0.00	0.00	5,846.29	0.00	0.00	0.0%
Pass-Through Revenues From Local Sources		8697	0.00	0.00	0.00	0.00		
All Other Local Revenue		8699	167,999.76	167,999.76	100,732.70	388,325.76	220,326.00	131.1%
Tuition		8710	0.00	0.00	0.00	0.00	0.00	0.0%
All Other Transfers In		8781-8783	0.00	0.00	0.00	0.00	0.00	0.0%
Transfers Of Apportionments								
Special Education SELPA Transfers								
From Districts or Charter Schools	6500	8791						
From County Offices	6500	8792						
From JPAs	6500	8793						
ROC/P Transfers								
From Districts or Charter Schools	6360	8791						
From County Offices	6360	8792						
From JPAs	6360	8793						
Other Transfers of Apportionments								
From Districts or Charter Schools	All Other	8791	0.00	0.00	0.00	0.00	0.00	0.0%
From County Offices	All Other	8792	0.00	0.00	0.00	0.00	0.00	0.0%
From JPAs	All Other	8793	0.00	0.00	0.00	0.00	0.00	0.0%
All Other Transfers In from All Others		8799	0.00	0.00	0.00	0.00	0.00	0.0%
TOTAL, OTHER LOCAL REVENUE			624,212.79	624,212.79	741,928.36	884,595.76	260,382.97	41.7%
TOTAL, REVENUES			27,544,643.06	27,529,235.06	15,711,076.04	27,157,472.03	(371,763.03)	-1.4%
CERTIFICATED SALARIES								
Certificated Teachers' Salaries		1100	7,768,415.36	7,620,503.95	4,079,443.99	7,768,013.45	(147,509.50)	-1.9%
Certificated Pupil Support Salaries		1200	981,381.84	729,959.06	401,779.73	712,758.06	17,201.00	2.4%
Certificated Supervisors' and Administrators' Salaries		1300	1,721,824.65	1,789,059.52	1,030,546.56	1,815,848.52	(26,789.00)	-1.5%
Other Certificated Salaries		1900	330.00	330.00	275.00	330.00	0.00	0.0%
TOTAL, CERTIFICATED SALARIES			10,471,951.85	10,139,852.53	5,512,045.28	10,296,950.03	(157,097.50)	-1.5%
CLASSIFIED SALARIES								
Classified Instructional Salaries		2100	714,281.97	655,579.87	353,670.45	605,129.18	50,450.69	7.7%
Classified Support Salaries		2200	1,130,019.68	897,754.49	481,310.21	845,635.49	52,119.00	5.8%
Classified Supervisors' and Administrators' Salaries		2300	177,721.65	149,721.65	67,689.86	125,721.65	24,000.00	16.0%
Clerical, Technical and Office Salaries		2400	896,089.14	897,851.19	530,027.81	920,481.19	(22,630.00)	-2.5%
Other Classified Salaries		2900	217,196.76	223,537.95	122,259.39	265,046.99	(41,509.04)	-18.6%
TOTAL, CLASSIFIED SALARIES			3,135,309.20	2,824,445.15	1,554,957.72	2,762,014.50	62,430.65	2.2%
EMPLOYEE BENEFITS								
STRS		3101-3102	1,967,828.58	1,913,895.10	1,034,679.88	1,942,035.61	(28,140.51)	-1.5%
PERS		3201-3202	812,167.17	702,351.94	378,134.79	661,956.48	40,395.46	5.8%
OASDI/Medicare/Alternative		3301-3302	378,702.69	358,466.71	183,215.58	359,217.77	(751.06)	-0.2%
Health and Welfare Benefits		3401-3402	1,518,665.06	1,477,244.67	782,637.32	1,535,057.36	(57,812.69)	-3.9%
Unemployment Insurance		3501-3502	6,814.26	6,676.55	3,525.56	6,991.69	(315.14)	-4.7%
Workers' Compensation		3601-3602	159,471.25	153,943.22	79,196.43	158,377.93	(4,434.71)	-2.9%

Description	Resource Codes	Object Codes	Original Budget (A)	Board Approved Operating Budget (B)	Actuals To Date (C)	Projected Year Totals (D)	Difference (Col B & D) (E)	% Diff Column B & D (F)
OPEB, Allocated		3701-3702	144,558.72	146,219.72	83,590.80	155,219.72	(9,000.00)	-6.2%
OPEB, Active Employees		3751-3752	0.00	0.00	0.00	0.00	0.00	0.0%
Other Employee Benefits		3901-3902	0.00	0.00	0.00	0.00	0.00	0.0%
TOTAL, EMPLOYEE BENEFITS			4,988,207.73	4,758,797.91	2,544,980.36	4,818,856.56	(60,058.65)	-1.3%
BOOKS AND SUPPLIES								
Approved Textbooks and Core Curricula Materials		4100	57,271.87	54,661.76	30,220.73	39,577.36	15,084.40	27.6%
Books and Other Reference Materials		4200	0.00	73,746.00	2,802.19	27,146.00	46,600.00	63.2%
Materials and Supplies		4300	954,966.62	864,063.12	413,969.65	947,767.69	(83,704.57)	-9.7%
Noncapitalized Equipment		4400	298,991.13	150,426.81	137,437.13	675,081.64	(524,654.83)	-348.8%
Food		4700	0.00	0.00	0.00	0.00	0.00	0.0%
TOTAL, BOOKS AND SUPPLIES			1,311,229.62	1,142,897.69	584,429.70	1,689,572.69	(546,675.00)	-47.8%
SERVICES AND OTHER OPERATING EXPENDITURES								
Subagreements for Services		5100	0.00	0.00	0.00	0.00	0.00	0.0%
Travel and Conferences		5200	334,158.80	334,749.81	47,900.66	191,729.81	143,020.00	42.7%
Dues and Memberships		5300	46,151.02	79,379.66	25,365.26	73,730.48	5,649.18	7.1%
Insurance		5400-5450	550,197.50	150,000.00	(16,862.07)	110,000.00	40,000.00	26.7%
Operations and Housekeeping Services		5500	843,289.28	845,289.28	471,749.37	865,289.28	(20,000.00)	-2.4%
Rentals, Leases, Repairs, and Noncapitalized Improvements		5600	233,381.19	278,505.90	165,502.35	281,915.90	(3,410.00)	-1.2%
Transfers of Direct Costs		5710	0.00	0.00	(72.84)	0.00	0.00	0.0%
Transfers of Direct Costs - Interfund		5750	0.00	0.00	0.00	0.00	0.00	0.0%
Professional/Consulting Services and Operating Expenditures		5800	2,620,450.16	2,517,143.55	1,422,875.15	2,445,948.15	71,195.40	2.8%
Communications		5900	290,295.47	290,295.47	147,894.71	297,607.47	(7,312.00)	-2.5%
TOTAL, SERVICES AND OTHER OPERATING EXPENDITURES			4,917,923.42	4,495,363.67	2,264,352.59	4,266,221.09	229,142.58	5.1%
CAPITAL OUTLAY								
Land		6100	0.00	0.00	0.00	0.00	0.00	0.0%
Land Improvements		6170	0.00	0.00	0.00	0.00	0.00	0.0%
Buildings and Improvements of Buildings		6200	0.00	0.00	0.00	0.00	0.00	0.0%
Books and Media for New School Libraries or Major Expansion of School Libraries		6300	0.00	0.00	0.00	0.00	0.00	0.0%
Equipment		6400	272,518.37	403,856.00	70,912.49	266,576.00	137,280.00	34.0%
Equipment Replacement		6500	0.00	0.00	0.00	0.00	0.00	0.0%
Lease Assets		6600	0.00	0.00	0.00	0.00	0.00	0.0%
Subscription Assets		6700	0.00	0.00	0.00	0.00	0.00	0.0%
TOTAL, CAPITAL OUTLAY			272,518.37	403,856.00	70,912.49	266,576.00	137,280.00	34.0%
OTHER OUTGO (excluding Transfers of Indirect Costs)								
Tuition								
Tuition for Instruction Under Interdistrict Attendance Agreements		7110	0.00	0.00	0.00	0.00	0.00	0.0%
State Special Schools		7130	0.00	0.00	0.00	0.00	0.00	0.0%
Tuition, Excess Costs, and/or Deficit Payments								
Payments to Districts or Charter Schools		7141	0.00	0.00	0.00	0.00	0.00	0.0%
Payments to County Offices		7142	387,076.00	520,516.00	277,514.00	520,516.00	0.00	0.0%

Description	Resource Codes	Object Codes	Original Budget (A)	Board Approved Operating Budget (B)	Actuals To Date (C)	Projected Year Totals (D)	Difference (Col B & D) (E)	% Diff Column B & D (F)
Payments to JPAs		7143	0.00	0.00	0.00	0.00	0.00	0.0%
Transfers of Pass-Through Revenues								
To Districts or Charter Schools		7211	0.00	0.00	0.00	0.00	0.00	0.0%
To County Offices		7212	0.00	0.00	0.00	0.00	0.00	0.0%
To JPAs		7213	0.00	0.00	0.00	0.00	0.00	0.0%
Special Education SELPA Transfers of Apportionments								
To Districts or Charter Schools	6500	7221						
To County Offices	6500	7222						
To JPAs	6500	7223						
ROC/P Transfers of Apportionments								
To Districts or Charter Schools	6360	7221						
To County Offices	6360	7222						
To JPAs	6360	7223						
Other Transfers of Apportionments	All Other	7221-7223	0.00	0.00	0.00	0.00	0.00	0.0%
All Other Transfers		7281-7283	0.00	0.00	0.00	0.00	0.00	0.0%
All Other Transfers Out to All Others		7299	0.00	0.00	0.00	0.00	0.00	0.0%
Debt Service								
Debt Service - Interest		7438	0.00	155,243.00	79,012.50	155,243.00	0.00	0.0%
Other Debt Service - Principal		7439	276,784.75	364,329.75	199,329.75	364,329.75	0.00	0.0%
TOTAL, OTHER OUTGO (excluding Transfers of Indirect Costs)			663,860.75	1,040,088.75	555,856.25	1,040,088.75	0.00	0.0%
OTHER OUTGO - TRANSFERS OF INDIRECT COSTS								
Transfers of Indirect Costs		7310	(198,354.07)	(305,764.00)	(3,562.10)	(461,841.21)	156,077.21	-51.0%
Transfers of Indirect Costs - Interfund		7350	0.00	(52,620.00)	0.00	(52,620.00)	0.00	0.0%
TOTAL, OTHER OUTGO - TRANSFERS OF INDIRECT COSTS			(198,354.07)	(358,384.00)	(3,562.10)	(514,461.21)	156,077.21	-43.6%
TOTAL, EXPENDITURES			25,562,646.87	24,446,917.70	13,083,972.29	24,625,818.41	(178,900.71)	-0.7%
INTERFUND TRANSFERS								
INTERFUND TRANSFERS IN								
From: Special Reserve Fund		8912	0.00	0.00	0.00	0.00	0.00	0.0%
From: Bond Interest and Redemption Fund		8914	0.00	0.00	0.00	0.00	0.00	0.0%
Other Authorized Interfund Transfers In		8919	0.00	0.00	0.00	0.00	0.00	0.0%
(a) TOTAL, INTERFUND TRANSFERS IN			0.00	0.00	0.00	0.00	0.00	0.0%
INTERFUND TRANSFERS OUT								
To: Child Development Fund		7611	0.00	0.00	0.00	0.00	0.00	0.0%
To: Special Reserve Fund		7612	0.00	0.00	0.00	0.00	0.00	0.0%
To: State School Building Fund/ County School Facilities Fund		7613	0.00	0.00	0.00	0.00	0.00	0.0%
To: Cafeteria Fund		7616	0.00	0.00	0.00	0.00	0.00	0.0%
Other Authorized Interfund Transfers Out		7619	102,000.00	0.00	302.81	38,979.78	(38,979.78)	New
(b) TOTAL, INTERFUND TRANSFERS OUT			102,000.00	0.00	302.81	38,979.78	(38,979.78)	New
OTHER SOURCES/USES								
SOURCES								
State Apportionments								
Emergency Apportionments		8931	0.00	0.00	0.00	0.00	0.00	0.0%

Description	Resource Codes	Object Codes	Original Budget (A)	Board Approved Operating Budget (B)	Actuals To Date (C)	Projected Year Totals (D)	Difference (Col B & D) (E)	% Diff Column B & D (F)
Proceeds								
Proceeds from Disposal of Capital Assets		8953	0.00	0.00	0.00	0.00	0.00	0.0%
Other Sources								
Transfers from Funds of Lapsed/Reorganized LEAs		8965	0.00	0.00	0.00	0.00	0.00	0.0%
Long-Term Debt Proceeds								
Proceeds from Certificates of Participation		8971	0.00	0.00	0.00	0.00	0.00	0.0%
Proceeds from Leases		8972	0.00	0.00	0.00	0.00	0.00	0.0%
Proceeds from Lease Revenue Bonds		8973	0.00	0.00	0.00	0.00	0.00	0.0%
Proceeds from SBITAs		8974	0.00	0.00	0.00	0.00	0.00	0.0%
All Other Financing Sources		8979	0.00	0.00	0.00	0.00	0.00	0.0%
(c) TOTAL, SOURCES			0.00	0.00	0.00	0.00	0.00	0.0%
USES								
Transfers of Funds from Lapsed/Reorganized LEAs		7651	0.00	0.00	0.00	0.00	0.00	0.0%
All Other Financing Uses		7699	0.00	0.00	0.00	0.00	0.00	0.0%
(d) TOTAL, USES			0.00	0.00	0.00	0.00	0.00	0.0%
CONTRIBUTIONS								
Contributions from Unrestricted Revenues		8980	(2,366,362.53)	(3,462,551.53)	(68,271.81)	(3,812,748.34)	(350,196.81)	10.1%
Contributions from Restricted Revenues		8990	0.00	0.00	0.00	0.00	0.00	0.0%
(e) TOTAL, CONTRIBUTIONS			(2,366,362.53)	(3,462,551.53)	(68,271.81)	(3,812,748.34)	(350,196.81)	10.1%
TOTAL, OTHER FINANCING SOURCES/USES (a - b + c - d + e)			(2,468,362.53)	(3,462,551.53)	(68,574.62)	(3,851,728.12)	(389,176.59)	11.2%

Description	Resource Codes	Object Codes	Original Budget (A)	Board Approved Operating Budget (B)	Actuals To Date (C)	Projected Year Totals (D)	Difference (Col B & D) (E)	% Diff Column B & D (F)
A. REVENUES								
1) LCFF Sources		8010-8099	0.00	0.00	0.00	0.00	0.00	0.0%
2) Federal Revenue		8100-8299	1,671,631.54	2,117,662.78	1,129,530.95	2,132,674.53	15,011.75	0.7%
3) Other State Revenue		8300-8599	2,123,508.51	5,045,339.98	1,802,665.16	5,641,619.98	596,280.00	11.8%
4) Other Local Revenue		8600-8799	288,706.89	822,978.38	98,838.47	776,278.38	(46,700.00)	-5.7%
5) TOTAL, REVENUES			4,083,846.94	7,985,981.14	3,031,034.58	8,550,572.89		
B. EXPENDITURES								
1) Certificated Salaries		1000-1999	2,425,955.68	2,847,269.02	1,381,606.55	2,839,855.02	7,414.00	0.3%
2) Classified Salaries		2000-2999	1,355,431.86	2,015,590.89	1,116,662.77	2,124,223.39	(108,632.50)	-5.4%
3) Employee Benefits		3000-3999	1,099,361.14	2,935,993.97	928,423.60	2,983,166.91	(47,172.94)	-1.6%
4) Books and Supplies		4000-4999	1,222,750.01	1,477,593.48	622,748.28	1,606,932.61	(129,339.13)	-8.8%
5) Services and Other Operating Expenditures		5000-5999	1,139,525.33	1,856,127.30	898,661.91	2,628,041.17	(771,913.87)	-41.6%
6) Capital Outlay		6000-6999	12,336.38	528,938.90	404,405.54	503,938.90	25,000.00	4.7%
7) Other Outgo (excluding Transfers of Indirect Costs)		7100-7299 7400-7499	189,317.75	368,043.75	368,043.47	368,043.75	0.00	0.0%
8) Other Outgo - Transfers of Indirect Costs		7300-7399	198,354.07	305,764.00	3,562.10	461,841.21	(156,077.21)	-51.0%
9) TOTAL, EXPENDITURES			7,643,032.22	12,335,321.31	5,724,114.22	13,516,042.96		
C. EXCESS (DEFICIENCY) OF REVENUES OVER EXPENDITURES BEFORE OTHER FINANCING SOURCES AND USES (A5 - B9)			(3,559,185.28)	(4,349,340.17)	(2,693,079.64)	(4,965,470.07)		
D. OTHER FINANCING SOURCES/USES								
1) Interfund Transfers								
a) Transfers In		8900-8929	0.00	0.00	0.00	0.00	0.00	0.0%
b) Transfers Out		7600-7629	0.00	0.00	0.00	0.00	0.00	0.0%
2) Other Sources/Uses								
a) Sources		8930-8979	0.00	0.00	0.00	0.00	0.00	0.0%
b) Uses		7630-7699	0.00	0.00	0.00	0.00	0.00	0.0%
3) Contributions		8980-8999	2,366,362.53	3,462,551.53	68,271.81	3,812,748.34	350,196.81	10.1%
4) TOTAL, OTHER FINANCING SOURCES/USES			2,366,362.53	3,462,551.53	68,271.81	3,812,748.34		
E. NET INCREASE (DECREASE) IN FUND BALANCE (C + D4)			(1,192,822.75)	(886,788.64)	(2,624,807.83)	(1,152,721.73)		
F. FUND BALANCE, RESERVES								
1) Beginning Fund Balance								
a) As of July 1 - Unaudited		9791	8,946,447.61	8,946,448.61		8,946,448.61	0.00	0.0%
b) Audit Adjustments		9793	0.00	0.00		0.00	0.00	0.0%
c) As of July 1 - Audited (F1a + F1b)			8,946,447.61	8,946,448.61		8,946,448.61		
d) Other Restatements		9795	0.00	0.00		0.00	0.00	0.0%
e) Adjusted Beginning Balance (F1c + F1d)			8,946,447.61	8,946,448.61		8,946,448.61		
2) Ending Balance, June 30 (E + F1e)			7,753,624.86	8,059,659.97		7,793,726.88		
Components of Ending Fund Balance								
a) Nonspendable								
Revolving Cash		9711	0.00	0.00		0.00		
Stores		9712	0.00	0.00		0.00		
Prepaid Items		9713	0.00	0.00		0.00		

Description	Resource Codes	Object Codes	Original Budget (A)	Board Approved Operating Budget (B)	Actuals To Date (C)	Projected Year Totals (D)	Difference (Col B & D) (E)	% Diff Column B & D (F)
All Others		9719	0.00	0.00		0.00		
b) Restricted		9740	8,195,710.08	8,059,659.97		7,793,726.88		
c) Committed								
Stabilization Arrangements		9750	0.00	0.00		0.00		
Other Commitments		9760	0.00	0.00		0.00		
d) Assigned								
Other Assignments		9780	0.00	0.00		0.00		
e) Unassigned/Unappropriated								
Reserve for Economic Uncertainties		9789	0.00	0.00		0.00		
Unassigned/Unappropriated Amount		9790	(442,085.22)	0.00		0.00		
LCFF SOURCES								
Principal Apportionment								
State Aid - Current Year		8011	0.00	0.00	0.00	0.00		
Education Protection Account State Aid - Current Year		8012	0.00	0.00	0.00	0.00		
State Aid - Prior Years		8019	0.00	0.00	0.00	0.00		
Tax Relief Subventions								
Homeowners' Exemptions		8021	0.00	0.00	0.00	0.00		
Timber Yield Tax		8022	0.00	0.00	0.00	0.00		
Other Subventions/In-Lieu Taxes		8029	0.00	0.00	0.00	0.00		
County & District Taxes								
Secured Roll Taxes		8041	0.00	0.00	0.00	0.00		
Unsecured Roll Taxes		8042	0.00	0.00	0.00	0.00		
Prior Years' Taxes		8043	0.00	0.00	0.00	0.00		
Supplemental Taxes		8044	0.00	0.00	0.00	0.00		
Education Revenue Augmentation Fund (ERAF)		8045	0.00	0.00	0.00	0.00		
Community Redevelopment Funds (SB 617/699/1992)		8047	0.00	0.00	0.00	0.00		
Penalties and Interest from Delinquent Taxes		8048	0.00	0.00	0.00	0.00		
Miscellaneous Funds (EC 41604)								
Royalties and Bonuses		8081	0.00	0.00	0.00	0.00		
Other In-Lieu Taxes		8082	0.00	0.00	0.00	0.00		
Less: Non-LCFF								
(50%) Adjustment		8089	0.00	0.00	0.00	0.00		
Subtotal, LCFF Sources			0.00	0.00	0.00	0.00		
LCFF Transfers								
Unrestricted LCFF								
Transfers - Current Year	0000	8091						
All Other LCFF Transfers - Current Year	All Other	8091	0.00	0.00	0.00	0.00	0.00	0.0%
Transfers to Charter Schools in Lieu of Property Taxes		8096	0.00	0.00	0.00	0.00		
Property Taxes Transfers		8097	0.00	0.00	0.00	0.00	0.00	0.0%
LCFF Transfers - Prior Years		8099	0.00	0.00	0.00	0.00	0.00	0.0%
TOTAL, LCFF SOURCES			0.00	0.00	0.00	0.00	0.00	0.0%
FEDERAL REVENUE								
Maintenance and Operations		8110	0.00	0.00	0.00	0.00	0.00	0.0%

Description	Resource Codes	Object Codes	Original Budget (A)	Board Approved Operating Budget (B)	Actuals To Date (C)	Projected Year Totals (D)	Difference (Col B & D) (E)	% Diff Column B & D (F)
Special Education Entitlement		8181	408,622.57	428,707.57	399,228.00	428,707.57	0.00	0.0%
Special Education Discretionary Grants		8182	0.00	0.00	0.00	0.00	0.00	0.0%
Child Nutrition Programs		8220	0.00	0.00	0.00	0.00	0.00	0.0%
Donated Food Commodities		8221	0.00	0.00	0.00	0.00	0.00	0.0%
Forest Reserve Funds		8260	0.00	0.00	0.00	0.00		
Flood Control Funds		8270	0.00	0.00	0.00	0.00		
Wildlife Reserve Funds		8280	0.00	0.00	0.00	0.00		
FEMA		8281	0.00	0.00	0.00	0.00	0.00	0.0%
Interagency Contracts Between LEAs		8285	0.00	0.00	0.00	0.00	0.00	0.0%
Pass-Through Revenues from Federal Sources		8287	0.00	0.00	0.00	0.00	0.00	0.0%
Title I, Part A, Basic	3010	8290	988,725.00	1,239,360.83	380,821.83	1,203,035.83	(36,325.00)	-2.9%
Title I, Part D, Local Delinquent Programs	3025	8290	0.00	0.00	0.00	0.00	0.00	0.0%
Title II, Part A, Supporting Effective Instruction	4035	8290	50,988.00	127,197.61	51,847.61	127,129.61	(68.00)	-0.1%
Title III, Immigrant Student Program	4201	8290	3,380.74	9,549.74	3,380.74	9,549.74	0.00	0.0%
Title III, English Learner Program	4203	8290	78,671.00	103,982.82	78,498.82	95,544.82	(8,438.00)	-8.1%
Public Charter Schools Grant Program (PCSGP)	4610	8290	0.00	0.00	0.00	0.00	0.00	0.0%
Other Every Student Succeeds Act	3040, 3060, 3061, 3110, 3150, 3155, 3182, 4037, 4123, 4124, 4126, 4127, 4128, 5630	8290	111,697.06	182,681.06	104,137.95	241,688.95	59,007.89	32.3%
Career and Technical Education	3500-3599	8290	29,547.17	26,183.15	1,087.18	27,018.01	834.86	3.2%
All Other Federal Revenue	All Other	8290	0.00	0.00	110,528.82	0.00	0.00	0.0%
TOTAL, FEDERAL REVENUE			1,671,631.54	2,117,662.78	1,129,530.95	2,132,674.53	15,011.75	0.7%
OTHER STATE REVENUE								
Other State Apportionments								
Special Education Master Plan								
Current Year	6500	8311	654,558.00	654,558.00	375,205.00	654,558.00	0.00	0.0%
Prior Years	6500	8319	0.00	0.00	0.00	0.00	0.00	0.0%
All Other State Apportionments - Current Year	All Other	8311	0.00	0.00	0.00	0.00	0.00	0.0%
All Other State Apportionments - Prior Years	All Other	8319	0.00	0.00	0.00	0.00	0.00	0.0%
Child Nutrition Programs		8520	0.00	0.00	0.00	0.00	0.00	0.0%
Mandated Costs Reimbursements		8550	0.00	0.00	0.00	0.00		
Lottery - Unrestricted and Instructional Materials		8560	122,740.88	122,740.88	(16,465.82)	122,740.88	0.00	0.0%
Tax Relief Subventions								
Restricted Levies - Other								
Homeowners' Exemptions		8575	0.00	0.00	0.00	0.00	0.00	0.0%
Other Subventions/In-Lieu Taxes		8576	0.00	0.00	0.00	0.00	0.00	0.0%
Pass-Through Revenues from State Sources		8587	0.00	0.00	0.00	0.00	0.00	0.0%
Expanded Learning Opportunities Program (ELO-P)	2600	8590	714,179.18	1,752,808.00	(133,840.00)	1,752,808.00	0.00	0.0%
After School Education and Safety (ASES)	6010	8590	0.00	0.00	0.00	0.00	0.00	0.0%

Description	Resource Codes	Object Codes	Original Budget (A)	Board Approved Operating Budget (B)	Actuals To Date (C)	Projected Year Totals (D)	Difference (Col B & D) (E)	% Diff Column B & D (F)
Charter School Facility Grant	6030	8590	0.00	0.00	0.00	0.00	0.00	0.0%
Career Technical Education Incentive Grant Program	6387	8590	0.00	160,099.00	11,723.88	160,099.00	0.00	0.0%
Drug/Alcohol/Tobacco Funds	6650, 6690, 6695	8590	0.00	0.00	0.00	0.00	0.00	0.0%
California Clean Energy Jobs Act	6230	8590	0.00	0.00	0.00	0.00	0.00	0.0%
Arts and Music in Schools (Prop 28)	6770	8590	280,264.00	314,603.00	173,030.00	314,603.00	0.00	0.0%
Specialized Secondary	7370	8590	0.00	0.00	0.00	0.00	0.00	0.0%
American Indian Early Childhood Education	7210	8590	0.00	0.00	0.00	0.00	0.00	0.0%
All Other State Revenue	All Other	8590	351,766.45	2,040,531.10	1,393,012.10	2,636,811.10	596,280.00	29.2%
TOTAL, OTHER STATE REVENUE			2,123,508.51	5,045,339.98	1,802,665.16	5,641,619.98	596,280.00	11.8%
OTHER LOCAL REVENUE								
Other Local Revenue								
County and District Taxes								
Other Restricted Levies								
Secured Roll		8615	0.00	0.00	0.00	0.00	0.00	0.0%
Unsecured Roll		8616	0.00	0.00	0.00	0.00	0.00	0.0%
Prior Years' Taxes		8617	0.00	0.00	0.00	0.00	0.00	0.0%
Supplemental Taxes		8618	0.00	0.00	0.00	0.00	0.00	0.0%
Non-Ad Valorem Taxes								
Parcel Taxes		8621	0.00	0.00	0.00	0.00	0.00	0.0%
Other		8622	0.00	0.00	0.00	0.00	0.00	0.0%
Community Redevelopment Funds Not Subject to LCFF Deduction		8625	0.00	0.00	0.00	0.00	0.00	0.0%
Penalties and Interest from Delinquent Non-LCFF Taxes		8629	0.00	0.00	0.00	0.00	0.00	0.0%
Sales								
Sale of Equipment/Supplies		8631	0.00	0.00	0.00	0.00	0.00	0.0%
Sale of Publications		8632	0.00	0.00	0.00	0.00	0.00	0.0%
Food Service Sales		8634	0.00	0.00	0.00	0.00	0.00	0.0%
All Other Sales		8639	0.00	0.00	0.00	0.00	0.00	0.0%
Leases and Rentals		8650	0.00	0.00	0.00	0.00	0.00	0.0%
Interest		8660	0.00	0.00	0.00	0.00	0.00	0.0%
Net Increase (Decrease) in the Fair Value of Investments		8662	0.00	0.00	0.00	0.00	0.00	0.0%
Fees and Contracts								
Adult Education Fees		8671	0.00	0.00	0.00	0.00		
Non-Resident Students		8672	0.00	0.00	0.00	0.00		
Transportation Fees From Individuals		8675	0.00	0.00	0.00	0.00	0.00	0.0%
Interagency Services		8677	0.00	0.00	0.00	0.00	0.00	0.0%
Mitigation/Developer Fees		8681	0.00	0.00	0.00	0.00	0.00	0.0%
All Other Fees and Contracts		8689	0.00	0.00	0.00	0.00	0.00	0.0%
Other Local Revenue								
Plus: Misc Funds Non-LCFF (50%) Adjustment		8691	0.00	0.00	0.00	0.00		
Pass-Through Revenues From Local Sources		8697	0.00	0.00	0.00	0.00	0.00	0.0%
All Other Local Revenue		8699	288,706.89	822,978.38	98,838.47	776,278.38	(46,700.00)	-5.7%

Description	Resource Codes	Object Codes	Original Budget (A)	Board Approved Operating Budget (B)	Actuals To Date (C)	Projected Year Totals (D)	Difference (Col B & D) (E)	% Diff Column B & D (F)
Tuition		8710	0.00	0.00	0.00	0.00	0.00	0.0%
All Other Transfers In		8781-8783	0.00	0.00	0.00	0.00	0.00	0.0%
Transfers Of Apportionments								
Special Education SELPA Transfers								
From Districts or Charter Schools	6500	8791	0.00	0.00	0.00	0.00	0.00	0.0%
From County Offices	6500	8792	0.00	0.00	0.00	0.00	0.00	0.0%
From JPAs	6500	8793	0.00	0.00	0.00	0.00	0.00	0.0%
ROC/P Transfers								
From Districts or Charter Schools	6360	8791	0.00	0.00	0.00	0.00	0.00	0.0%
From County Offices	6360	8792	0.00	0.00	0.00	0.00	0.00	0.0%
From JPAs	6360	8793	0.00	0.00	0.00	0.00	0.00	0.0%
Other Transfers of Apportionments								
From Districts or Charter Schools	All Other	8791	0.00	0.00	0.00	0.00	0.00	0.0%
From County Offices	All Other	8792	0.00	0.00	0.00	0.00	0.00	0.0%
From JPAs	All Other	8793	0.00	0.00	0.00	0.00	0.00	0.0%
All Other Transfers In from All Others		8799	0.00	0.00	0.00	0.00	0.00	0.0%
TOTAL, OTHER LOCAL REVENUE			288,706.89	822,978.38	98,838.47	776,278.38	(46,700.00)	-5.7%
TOTAL, REVENUES			4,083,846.94	7,985,981.14	3,031,034.58	8,550,572.89	564,591.75	7.1%
CERTIFICATED SALARIES								
Certificated Teachers' Salaries		1100	1,814,507.55	2,230,469.89	1,072,509.71	2,227,105.89	3,364.00	0.2%
Certificated Pupil Support Salaries		1200	279,793.19	285,144.19	161,447.92	350,736.19	(65,592.00)	-23.0%
Certificated Supervisors' and Administrators' Salaries		1300	327,786.00	327,786.00	147,648.92	258,144.00	69,642.00	21.2%
Other Certificated Salaries		1900	3,868.94	3,868.94	0.00	3,868.94	0.00	0.0%
TOTAL, CERTIFICATED SALARIES			2,425,955.68	2,847,269.02	1,381,606.55	2,839,855.02	7,414.00	0.3%
CLASSIFIED SALARIES								
Classified Instructional Salaries		2100	649,418.80	1,359,894.83	768,791.59	1,491,877.33	(131,982.50)	-9.7%
Classified Support Salaries		2200	540,894.81	384,658.81	214,351.93	377,958.81	6,700.00	1.7%
Classified Supervisors' and Administrators' Salaries		2300	133,979.02	141,166.02	70,146.98	121,666.02	19,500.00	13.8%
Clerical, Technical and Office Salaries		2400	29,609.89	30,469.89	17,772.02	31,075.89	(606.00)	-2.0%
Other Classified Salaries		2900	1,529.34	99,401.34	45,600.25	101,645.34	(2,244.00)	-2.3%
TOTAL, CLASSIFIED SALARIES			1,355,431.86	2,015,590.89	1,116,662.77	2,124,223.39	(108,632.50)	-5.4%
EMPLOYEE BENEFITS								
STRS		3101-3102	332,131.86	1,658,176.34	266,793.13	1,693,239.91	(35,063.57)	-2.1%
PERS		3201-3202	317,991.09	524,744.41	278,337.33	535,108.41	(10,364.00)	-2.0%
OASDI/Medicare/Alternative		3301-3302	121,218.10	197,336.66	99,516.40	207,127.45	(9,790.79)	-5.0%
Health and Welfare Benefits		3401-3402	290,095.66	497,114.72	254,556.21	485,472.80	11,641.92	2.3%
Unemployment Insurance		3501-3502	1,539.86	2,424.07	1,240.06	2,797.06	(372.99)	-15.4%
Workers' Compensation		3601-3602	36,384.57	56,197.77	27,980.47	59,421.28	(3,223.51)	-5.7%
OPEB, Allocated		3701-3702	0.00	0.00	0.00	0.00	0.00	0.0%
OPEB, Active Employees		3751-3752	0.00	0.00	0.00	0.00	0.00	0.0%
Other Employee Benefits		3901-3902	0.00	0.00	0.00	0.00	0.00	0.0%
TOTAL, EMPLOYEE BENEFITS			1,099,361.14	2,935,993.97	928,423.60	2,983,166.91	(47,172.94)	-1.6%
BOOKS AND SUPPLIES								
Approved Textbooks and Core Curricula Materials		4100	153,377.36	201,377.36	129,590.03	218,461.36	(17,084.00)	-8.5%

Description	Resource Codes	Object Codes	Original Budget (A)	Board Approved Operating Budget (B)	Actuals To Date (C)	Projected Year Totals (D)	Difference (Col B & D) (E)	% Diff Column B & D (F)
Books and Other Reference Materials		4200	10,659.49	10,659.49	0.00	7,859.49	2,800.00	26.3%
Materials and Supplies		4300	879,043.98	1,074,708.45	405,237.39	1,125,154.42	(50,445.97)	-4.7%
Noncapitalized Equipment		4400	170,669.18	181,848.18	87,397.36	241,457.34	(59,609.16)	-32.8%
Food		4700	9,000.00	9,000.00	523.50	14,000.00	(5,000.00)	-55.6%
TOTAL, BOOKS AND SUPPLIES			1,222,750.01	1,477,593.48	622,748.28	1,606,932.61	(129,339.13)	-8.8%
SERVICES AND OTHER OPERATING EXPENDITURES								
Subagreements for Services		5100	0.00	0.00	0.00	0.00	0.00	0.0%
Travel and Conferences		5200	83,206.03	57,508.49	70,662.90	217,767.38	(160,258.89)	-278.7%
Dues and Memberships		5300	3,267.09	3,267.09	0.00	3,267.09	0.00	0.0%
Insurance		5400-5450	0.00	0.00	0.00	0.00	0.00	0.0%
Operations and Housekeeping Services		5500	30,694.79	30,694.79	15,269.99	38,194.79	(7,500.00)	-24.4%
Rentals, Leases, Repairs, and Noncapitalized Improvements		5600	306,518.44	743,468.19	497,924.11	744,468.19	(1,000.00)	-0.1%
Transfers of Direct Costs		5710	0.00	0.00	72.84	0.00	0.00	0.0%
Transfers of Direct Costs - Interfund		5750	0.00	0.00	0.00	0.00	0.00	0.0%
Professional/Consulting Services and Operating Expenditures		5800	714,589.06	1,019,938.82	314,732.07	1,623,093.80	(603,154.98)	-59.1%
Communications		5900	1,249.92	1,249.92	0.00	1,249.92	0.00	0.0%
TOTAL, SERVICES AND OTHER OPERATING EXPENDITURES			1,139,525.33	1,856,127.30	898,661.91	2,628,041.17	(771,913.87)	-41.6%
CAPITAL OUTLAY								
Land		6100	0.00	0.00	0.00	0.00	0.00	0.0%
Land Improvements		6170	0.00	0.00	0.00	0.00	0.00	0.0%
Buildings and Improvements of Buildings		6200	11,300.00	42,814.00	0.00	42,814.00	0.00	0.0%
Books and Media for New School Libraries or Major Expansion of School Libraries		6300	0.00	0.00	0.00	0.00	0.00	0.0%
Equipment		6400	1,036.38	486,124.90	404,405.54	461,124.90	25,000.00	5.1%
Equipment Replacement		6500	0.00	0.00	0.00	0.00	0.00	0.0%
Lease Assets		6600	0.00	0.00	0.00	0.00	0.00	0.0%
Subscription Assets		6700	0.00	0.00	0.00	0.00	0.00	0.0%
TOTAL, CAPITAL OUTLAY			12,336.38	528,938.90	404,405.54	503,938.90	25,000.00	4.7%
OTHER OUTGO (excluding Transfers of Indirect Costs)								
Tuition								
Tuition for Instruction Under Interdistrict								
Attendance Agreements		7110	0.00	0.00	0.00	0.00	0.00	0.0%
State Special Schools		7130	0.00	0.00	0.00	0.00	0.00	0.0%
Tuition, Excess Costs, and/or Deficit Payments								
Payments to Districts or Charter Schools		7141	0.00	0.00	0.00	0.00	0.00	0.0%
Payments to County Offices		7142	189,317.75	368,043.75	368,043.47	368,043.75	0.00	0.0%
Payments to JPAs		7143	0.00	0.00	0.00	0.00	0.00	0.0%
Transfers of Pass-Through Revenues								
To Districts or Charter Schools		7211	0.00	0.00	0.00	0.00	0.00	0.0%
To County Offices		7212	0.00	0.00	0.00	0.00	0.00	0.0%
To JPAs		7213	0.00	0.00	0.00	0.00	0.00	0.0%
Special Education SELPA Transfers of Apportionments								

Description	Resource Codes	Object Codes	Original Budget (A)	Board Approved Operating Budget (B)	Actuals To Date (C)	Projected Year Totals (D)	Difference (Col B & D) (E)	% Diff Column B & D (F)
To Districts or Charter Schools	6500	7221	0.00	0.00	0.00	0.00	0.00	0.0%
To County Offices	6500	7222	0.00	0.00	0.00	0.00	0.00	0.0%
To JPAs	6500	7223	0.00	0.00	0.00	0.00	0.00	0.0%
ROC/P Transfers of Apportionments								
To Districts or Charter Schools	6360	7221	0.00	0.00	0.00	0.00	0.00	0.0%
To County Offices	6360	7222	0.00	0.00	0.00	0.00	0.00	0.0%
To JPAs	6360	7223	0.00	0.00	0.00	0.00	0.00	0.0%
Other Transfers of Apportionments	All Other	7221-7223	0.00	0.00	0.00	0.00	0.00	0.0%
All Other Transfers		7281-7283	0.00	0.00	0.00	0.00	0.00	0.0%
All Other Transfers Out to All Others		7299	0.00	0.00	0.00	0.00	0.00	0.0%
Debt Service								
Debt Service - Interest		7438	0.00	0.00	0.00	0.00	0.00	0.0%
Other Debt Service - Principal		7439	0.00	0.00	0.00	0.00	0.00	0.0%
TOTAL, OTHER OUTGO (excluding Transfers of Indirect Costs)			189,317.75	368,043.75	368,043.47	368,043.75	0.00	0.0%
OTHER OUTGO - TRANSFERS OF INDIRECT COSTS								
Transfers of Indirect Costs		7310	198,354.07	305,764.00	3,562.10	461,841.21	(156,077.21)	-51.0%
Transfers of Indirect Costs - Interfund		7350	0.00	0.00	0.00	0.00	0.00	0.0%
TOTAL, OTHER OUTGO - TRANSFERS OF INDIRECT COSTS			198,354.07	305,764.00	3,562.10	461,841.21	(156,077.21)	-51.0%
TOTAL, EXPENDITURES			7,643,032.22	12,335,321.31	5,724,114.22	13,516,042.96	(1,180,721.65)	-9.6%
INTERFUND TRANSFERS								
INTERFUND TRANSFERS IN								
From: Special Reserve Fund		8912	0.00	0.00	0.00	0.00	0.00	0.0%
From: Bond Interest and Redemption Fund		8914	0.00	0.00	0.00	0.00		
Other Authorized Interfund Transfers In		8919	0.00	0.00	0.00	0.00	0.00	0.0%
(a) TOTAL, INTERFUND TRANSFERS IN			0.00	0.00	0.00	0.00	0.00	0.0%
INTERFUND TRANSFERS OUT								
To: Child Development Fund		7611	0.00	0.00	0.00	0.00	0.00	0.0%
To: Special Reserve Fund		7612	0.00	0.00	0.00	0.00	0.00	0.0%
To: State School Building Fund/ County School Facilities Fund		7613	0.00	0.00	0.00	0.00	0.00	0.0%
To: Cafeteria Fund		7616	0.00	0.00	0.00	0.00	0.00	0.0%
Other Authorized Interfund Transfers Out		7619	0.00	0.00	0.00	0.00	0.00	0.0%
(b) TOTAL, INTERFUND TRANSFERS OUT			0.00	0.00	0.00	0.00	0.00	0.0%
OTHER SOURCES/USES								
SOURCES								
State Apportionments								
Emergency Apportionments		8931	0.00	0.00	0.00	0.00		
Proceeds								
Proceeds from Disposal of Capital Assets		8953	0.00	0.00	0.00	0.00	0.00	0.0%
Other Sources								
Transfers from Funds of Lapsed/Reorganized LEAs		8965	0.00	0.00	0.00	0.00	0.00	0.0%
Long-Term Debt Proceeds								

Description	Resource Codes	Object Codes	Original Budget (A)	Board Approved Operating Budget (B)	Actuals To Date (C)	Projected Year Totals (D)	Difference (Col B & D) (E)	% Diff Column B & D (F)
Proceeds from Certificates of Participation		8971	0.00	0.00	0.00	0.00	0.00	0.0%
Proceeds from Leases		8972	0.00	0.00	0.00	0.00	0.00	0.0%
Proceeds from Lease Revenue Bonds		8973	0.00	0.00	0.00	0.00	0.00	0.0%
Proceeds from SBITAs		8974	0.00	0.00	0.00	0.00	0.00	0.0%
All Other Financing Sources		8979	0.00	0.00	0.00	0.00	0.00	0.0%
(c) TOTAL, SOURCES			0.00	0.00	0.00	0.00	0.00	0.0%
USES								
Transfers of Funds from Lapsed/Reorganized LEAs		7651	0.00	0.00	0.00	0.00	0.00	0.0%
All Other Financing Uses		7699	0.00	0.00	0.00	0.00	0.00	0.0%
(d) TOTAL, USES			0.00	0.00	0.00	0.00	0.00	0.0%
CONTRIBUTIONS								
Contributions from Unrestricted Revenues		8980	2,366,362.53	3,462,551.53	68,271.81	3,812,748.34	350,196.81	10.1%
Contributions from Restricted Revenues		8990	0.00	0.00	0.00	0.00	0.00	0.0%
(e) TOTAL, CONTRIBUTIONS			2,366,362.53	3,462,551.53	68,271.81	3,812,748.34	350,196.81	10.1%
TOTAL, OTHER FINANCING SOURCES/USES (a - b + c - d + e)			2,366,362.53	3,462,551.53	68,271.81	3,812,748.34	(350,196.81)	-10.1%

Description	Resource Codes	Object Codes	Original Budget (A)	Board Approved Operating Budget (B)	Actuals To Date (C)	Projected Year Totals (D)	Difference (Col B & D) (E)	% Diff Column B & D (F)
A. REVENUES								
1) LCFF Sources		8010-8099	25,185,203.00	25,253,009.00	14,468,531.71	25,333,062.00	80,053.00	0.3%
2) Federal Revenue		8100-8299	1,671,631.54	2,117,662.78	1,129,530.95	2,132,674.53	15,011.75	0.7%
3) Other State Revenue		8300-8599	3,858,735.78	6,697,353.25	2,303,281.13	6,581,434.25	(115,919.00)	-1.7%
4) Other Local Revenue		8600-8799	912,919.68	1,447,191.17	840,766.83	1,660,874.14	213,682.97	14.8%
5) TOTAL, REVENUES			31,628,490.00	35,515,216.20	18,742,110.62	35,708,044.92		
B. EXPENDITURES								
1) Certificated Salaries		1000-1999	12,897,907.53	12,987,121.55	6,893,651.83	13,136,805.05	(149,683.50)	-1.2%
2) Classified Salaries		2000-2999	4,490,741.06	4,840,036.04	2,671,620.49	4,886,237.89	(46,201.85)	-1.0%
3) Employee Benefits		3000-3999	6,087,568.87	7,694,791.88	3,473,403.96	7,802,023.47	(107,231.59)	-1.4%
4) Books and Supplies		4000-4999	2,533,979.63	2,620,491.17	1,207,177.98	3,296,505.30	(676,014.13)	-25.8%
5) Services and Other Operating Expenditures		5000-5999	6,057,448.75	6,351,490.97	3,163,014.50	6,894,262.26	(542,771.29)	-8.5%
6) Capital Outlay		6000-6999	284,854.75	932,794.90	475,318.03	770,514.90	162,280.00	17.4%
7) Other Outgo (excluding Transfers of Indirect Costs)		7100-7299 7400-7499	853,178.50	1,408,132.50	923,899.72	1,408,132.50	0.00	0.0%
8) Other Outgo - Transfers of Indirect Costs		7300-7399	0.00	(52,620.00)	0.00	(52,620.00)	0.00	0.0%
9) TOTAL, EXPENDITURES			33,205,679.09	36,782,239.01	18,808,086.51	38,141,861.37		
C. EXCESS (DEFICIENCY) OF REVENUES OVER EXPENDITURES BEFORE OTHER FINANCING SOURCES AND USES (A5 - B9)			(1,577,189.09)	(1,267,022.81)	(65,975.89)	(2,433,816.45)		
D. OTHER FINANCING SOURCES/USES								
1) Interfund Transfers								
a) Transfers In		8900-8929	0.00	0.00	0.00	0.00	0.00	0.0%
b) Transfers Out		7600-7629	102,000.00	0.00	302.81	38,979.78	(38,979.78)	New
2) Other Sources/Uses								
a) Sources		8930-8979	0.00	0.00	0.00	0.00	0.00	0.0%
b) Uses		7630-7699	0.00	0.00	0.00	0.00	0.00	0.0%
3) Contributions		8980-8999	0.00	0.00	0.00	0.00	0.00	0.0%
4) TOTAL, OTHER FINANCING SOURCES/USES			(102,000.00)	0.00	(302.81)	(38,979.78)		
E. NET INCREASE (DECREASE) IN FUND BALANCE (C + D4)			(1,679,189.09)	(1,267,022.81)	(66,278.70)	(2,472,796.23)		
F. FUND BALANCE, RESERVES								
1) Beginning Fund Balance								
a) As of July 1 - Unaudited		9791	14,567,560.68	14,567,561.68		14,567,561.68	0.00	0.0%
b) Audit Adjustments		9793	0.00	0.00		0.00	0.00	0.0%
c) As of July 1 - Audited (F1a + F1b)			14,567,560.68	14,567,561.68		14,567,561.68		
d) Other Restatements		9795	0.00	0.00		0.00	0.00	0.0%
e) Adjusted Beginning Balance (F1c + F1d)			14,567,560.68	14,567,561.68		14,567,561.68		
2) Ending Balance, June 30 (E + F1e)			12,888,371.59	13,300,538.87		12,094,765.45		
Components of Ending Fund Balance								
a) Nonspendable								
Revolving Cash		9711	5,000.00	5,000.00		5,000.00		
Stores		9712	0.00	0.00		0.00		
Prepaid Items		9713	0.00	0.00		0.00		

Description	Resource Codes	Object Codes	Original Budget (A)	Board Approved Operating Budget (B)	Actuals To Date (C)	Projected Year Totals (D)	Difference (Col B & D) (E)	% Diff Column B & D (F)
All Others		9719	0.00	0.00		0.00		
b) Restricted		9740	8,195,710.08	8,059,659.97		7,793,726.88		
c) Committed								
Stabilization Arrangements		9750	4,130,516.73	4,132,411.90		1,875,394.57		
Other Commitments		9760	0.00	0.00		0.00		
d) Assigned								
Other Assignments		9780	0.00	0.00		1,275,219.00		
2024-25 Admin/Teacher Ratio penalty	0000	9780				*361,920.00*		
2025-26 Admin/Teacher Ratio penalty	0000	9780				*361,920.00*		
2024-25 Transportation funding loss	0000	9780				*551,379.00*		
e) Unassigned/Unappropriated								
Reserve for Economic Uncertainties		9789	999,230.00	1,103,467.00		1,145,425.00		
Unassigned/Unappropriated Amount		9790	(442,085.22)	0.00		0.00		
LCFF SOURCES								
Principal Apportionment								
State Aid - Current Year		8011	17,615,179.00	16,174,406.00	9,371,232.00	15,955,347.00	(219,059.00)	-1.4%
Education Protection Account State Aid - Current Year		8012	2,583,377.00	4,100,222.00	2,114,859.00	4,148,933.00	48,711.00	1.2%
State Aid - Prior Years		8019	0.00	0.00	0.00	0.00	0.00	0.0%
Tax Relief Subventions								
Homeowners' Exemptions		8021	0.00	0.00	13,629.44	13,674.00	13,674.00	New
Timber Yield Tax		8022	0.00	0.00	0.00	0.00	0.00	0.0%
Other Subventions/In-Lieu Taxes		8029	0.00	0.00	5,846.29	0.00	0.00	0.0%
County & District Taxes								
Secured Roll Taxes		8041	4,989,243.00	4,982,856.00	2,535,759.55	4,582,856.00	(400,000.00)	-8.0%
Unsecured Roll Taxes		8042	0.00	0.00	369,061.70	536,727.00	536,727.00	New
Prior Years' Taxes		8043	0.00	0.00	2,446.87	0.00	0.00	0.0%
Supplemental Taxes		8044	0.00	0.00	23,711.35	50,000.00	50,000.00	New
Education Revenue Augmentation Fund (ERAF)		8045	0.00	0.00	22,613.63	50,000.00	50,000.00	New
Community Redevelopment Funds (SB 617/699/1992)		8047	0.00	0.00	9,707.88	0.00	0.00	0.0%
Penalties and Interest from Delinquent Taxes		8048	0.00	0.00	0.00	0.00	0.00	0.0%
Miscellaneous Funds (EC 41604)								
Royalties and Bonuses		8081	0.00	0.00	0.00	0.00	0.00	0.0%
Other In-Lieu Taxes		8082	0.00	0.00	0.00	0.00	0.00	0.0%
Less: Non-LCFF								
(50%) Adjustment		8089	0.00	0.00	0.00	0.00	0.00	0.0%
Subtotal, LCFF Sources			25,187,799.00	25,257,484.00	14,468,867.71	25,337,537.00	80,053.00	0.3%
LCFF Transfers								
Unrestricted LCFF								
Transfers - Current Year	0000	8091	0.00	0.00	0.00	0.00	0.00	0.0%
All Other LCFF Transfers - Current Year	All Other	8091	0.00	0.00	0.00	0.00	0.00	0.0%
Transfers to Charter Schools in Lieu of Property Taxes		8096	(2,596.00)	(4,475.00)	(336.00)	(4,475.00)	0.00	0.0%

Description	Resource Codes	Object Codes	Original Budget (A)	Board Approved Operating Budget (B)	Actuals To Date (C)	Projected Year Totals (D)	Difference (Col B & D) (E)	% Diff Column B & D (F)
Property Taxes Transfers		8097	0.00	0.00	0.00	0.00	0.00	0.0%
LCFF Transfers - Prior Years		8099	0.00	0.00	0.00	0.00	0.00	0.0%
TOTAL, LCFF SOURCES			25,185,203.00	25,253,009.00	14,468,531.71	25,333,062.00	80,053.00	0.3%
FEDERAL REVENUE								
Maintenance and Operations		8110	0.00	0.00	0.00	0.00	0.00	0.0%
Special Education Entitlement		8181	408,622.57	428,707.57	399,228.00	428,707.57	0.00	0.0%
Special Education Discretionary Grants		8182	0.00	0.00	0.00	0.00	0.00	0.0%
Child Nutrition Programs		8220	0.00	0.00	0.00	0.00	0.00	0.0%
Donated Food Commodities		8221	0.00	0.00	0.00	0.00	0.00	0.0%
Forest Reserve Funds		8260	0.00	0.00	0.00	0.00	0.00	0.0%
Flood Control Funds		8270	0.00	0.00	0.00	0.00	0.00	0.0%
Wildlife Reserve Funds		8280	0.00	0.00	0.00	0.00	0.00	0.0%
FEMA		8281	0.00	0.00	0.00	0.00	0.00	0.0%
Interagency Contracts Between LEAs		8285	0.00	0.00	0.00	0.00	0.00	0.0%
Pass-Through Revenues from Federal Sources		8287	0.00	0.00	0.00	0.00	0.00	0.0%
Title I, Part A, Basic	3010	8290	988,725.00	1,239,360.83	380,821.83	1,203,035.83	(36,325.00)	-2.9%
Title I, Part D, Local Delinquent Programs	3025	8290	0.00	0.00	0.00	0.00	0.00	0.0%
Title II, Part A, Supporting Effective Instruction	4035	8290	50,988.00	127,197.61	51,847.61	127,129.61	(68.00)	-0.1%
Title III, Immigrant Student Program	4201	8290	3,380.74	9,549.74	3,380.74	9,549.74	0.00	0.0%
Title III, English Learner Program	4203	8290	78,671.00	103,982.82	78,498.82	95,544.82	(8,438.00)	-8.1%
Public Charter Schools Grant Program (PCSGP)	4610	8290	0.00	0.00	0.00	0.00	0.00	0.0%
Other Every Student Succeeds Act	3040, 3060, 3061, 3110, 3150, 3155, 3182, 4037, 4123, 4124, 4126, 4127, 4128, 5630	8290	111,697.06	182,681.06	104,137.95	241,688.95	59,007.89	32.3%
Career and Technical Education	3500-3599	8290	29,547.17	26,183.15	1,087.18	27,018.01	834.86	3.2%
All Other Federal Revenue	All Other	8290	0.00	0.00	110,528.82	0.00	0.00	0.0%
TOTAL, FEDERAL REVENUE			1,671,631.54	2,117,662.78	1,129,530.95	2,132,674.53	15,011.75	0.7%
OTHER STATE REVENUE								
Other State Apportionments								
Special Education Master Plan								
Current Year	6500	8311	654,558.00	654,558.00	375,205.00	654,558.00	0.00	0.0%
Prior Years	6500	8319	0.00	0.00	0.00	0.00	0.00	0.0%
All Other State Apportionments - Current Year	All Other	8311	0.00	0.00	0.00	0.00	0.00	0.0%
All Other State Apportionments - Prior Years	All Other	8319	0.00	0.00	0.00	0.00	0.00	0.0%
Child Nutrition Programs		8520	0.00	0.00	0.00	0.00	0.00	0.0%
Mandated Costs Reimbursements		8550	83,484.21	77,943.21	77,943.00	77,943.21	0.00	0.0%
Lottery - Unrestricted and Instructional Materials		8560	408,637.32	408,637.32	85,922.15	408,637.32	0.00	0.0%
Tax Relief Subventions								
Restricted Levies - Other								
Homeowners' Exemptions		8575	0.00	0.00	0.00	0.00	0.00	0.0%

Description	Resource Codes	Object Codes	Original Budget (A)	Board Approved Operating Budget (B)	Actuals To Date (C)	Projected Year Totals (D)	Difference (Col B & D) (E)	% Diff Column B & D (F)
Other Subventions/In-Lieu Taxes		8576	0.00	0.00	0.00	0.00	0.00	0.0%
Pass-Through Revenues from State Sources		8587	0.00	0.00	0.00	0.00	0.00	0.0%
Expanded Learning Opportunities Program (ELO-P)	2600	8590	714,179.18	1,752,808.00	(133,840.00)	1,752,808.00	0.00	0.0%
After School Education and Safety (ASES)	6010	8590	0.00	0.00	0.00	0.00	0.00	0.0%
Charter School Facility Grant	6030	8590	0.00	0.00	0.00	0.00	0.00	0.0%
Career Technical Education Incentive Grant Program	6387	8590	0.00	160,099.00	11,723.88	160,099.00	0.00	0.0%
Drug/Alcohol/Tobacco Funds	6650, 6690, 6695	8590	0.00	0.00	0.00	0.00	0.00	0.0%
California Clean Energy Jobs Act	6230	8590	0.00	0.00	0.00	0.00	0.00	0.0%
Arts and Music in Schools (Prop 28)	6770	8590	280,264.00	314,603.00	173,030.00	314,603.00	0.00	0.0%
Specialized Secondary	7370	8590	0.00	0.00	0.00	0.00	0.00	0.0%
American Indian Early Childhood Education	7210	8590	0.00	0.00	0.00	0.00	0.00	0.0%
All Other State Revenue	All Other	8590	1,717,613.07	3,328,704.72	1,713,297.10	3,212,785.72	(115,919.00)	-3.5%
TOTAL, OTHER STATE REVENUE			3,858,735.78	6,697,353.25	2,303,281.13	6,581,434.25	(115,919.00)	-1.7%
OTHER LOCAL REVENUE								
Other Local Revenue								
County and District Taxes								
Other Restricted Levies								
Secured Roll		8615	0.00	0.00	0.00	0.00	0.00	0.0%
Unsecured Roll		8616	0.00	0.00	0.00	0.00	0.00	0.0%
Prior Years' Taxes		8617	0.00	0.00	0.00	0.00	0.00	0.0%
Supplemental Taxes		8618	0.00	0.00	0.00	0.00	0.00	0.0%
Non-Ad Valorem Taxes								
Parcel Taxes		8621	0.00	0.00	0.00	0.00	0.00	0.0%
Other		8622	0.00	0.00	0.00	0.00	0.00	0.0%
Community Redevelopment Funds Not Subject to LCFF Deduction		8625	0.00	0.00	0.00	0.00	0.00	0.0%
Penalties and Interest from Delinquent Non-LCFF Taxes		8629	0.00	0.00	0.00	0.00	0.00	0.0%
Sales								
Sale of Equipment/Supplies		8631	0.00	0.00	0.00	0.00	0.00	0.0%
Sale of Publications		8632	0.00	0.00	0.00	0.00	0.00	0.0%
Food Service Sales		8634	0.00	0.00	0.00	0.00	0.00	0.0%
All Other Sales		8639	0.00	0.00	0.00	0.00	0.00	0.0%
Leases and Rentals		8650	0.00	0.00	9,082.40	15,000.00	15,000.00	New
Interest		8660	456,213.03	456,213.03	255,135.57	481,270.00	25,056.97	5.5%
Net Increase (Decrease) in the Fair Value of Investments		8662	0.00	0.00	371,131.40	0.00	0.00	0.0%
Fees and Contracts								
Adult Education Fees		8671	0.00	0.00	0.00	0.00	0.00	0.0%
Non-Resident Students		8672	0.00	0.00	0.00	0.00	0.00	0.0%
Transportation Fees From Individuals		8675	0.00	0.00	0.00	0.00	0.00	0.0%
Interagency Services		8677	0.00	0.00	0.00	0.00	0.00	0.0%
Mitigation/Developer Fees		8681	0.00	0.00	0.00	0.00	0.00	0.0%
All Other Fees and Contracts		8689	0.00	0.00	0.00	0.00	0.00	0.0%

Description	Resource Codes	Object Codes	Original Budget (A)	Board Approved Operating Budget (B)	Actuals To Date (C)	Projected Year Totals (D)	Difference (Col B & D) (E)	% Diff Column B & D (F)
Other Local Revenue								
Plus: Misc Funds Non-LCFF (50%) Adjustment		8691	0.00	0.00	5,846.29	0.00	0.00	0.0%
Pass-Through Revenues From Local Sources		8697	0.00	0.00	0.00	0.00	0.00	0.0%
All Other Local Revenue		8699	456,706.65	990,978.14	199,571.17	1,164,604.14	173,626.00	17.5%
Tuition		8710	0.00	0.00	0.00	0.00	0.00	0.0%
All Other Transfers In		8781-8783	0.00	0.00	0.00	0.00	0.00	0.0%
Transfers Of Apportionments								
Special Education SELPA Transfers								
From Districts or Charter Schools	6500	8791	0.00	0.00	0.00	0.00	0.00	0.0%
From County Offices	6500	8792	0.00	0.00	0.00	0.00	0.00	0.0%
From JPAs	6500	8793	0.00	0.00	0.00	0.00	0.00	0.0%
ROC/P Transfers								
From Districts or Charter Schools	6360	8791	0.00	0.00	0.00	0.00	0.00	0.0%
From County Offices	6360	8792	0.00	0.00	0.00	0.00	0.00	0.0%
From JPAs	6360	8793	0.00	0.00	0.00	0.00	0.00	0.0%
Other Transfers of Apportionments								
From Districts or Charter Schools	All Other	8791	0.00	0.00	0.00	0.00	0.00	0.0%
From County Offices	All Other	8792	0.00	0.00	0.00	0.00	0.00	0.0%
From JPAs	All Other	8793	0.00	0.00	0.00	0.00	0.00	0.0%
All Other Transfers In from All Others		8799	0.00	0.00	0.00	0.00	0.00	0.0%
TOTAL, OTHER LOCAL REVENUE			912,919.68	1,447,191.17	840,766.83	1,660,874.14	213,682.97	14.8%
TOTAL, REVENUES			31,628,490.00	35,515,216.20	18,742,110.62	35,708,044.92	192,828.72	0.5%
CERTIFICATED SALARIES								
Certificated Teachers' Salaries		1100	9,582,922.91	9,850,973.84	5,151,953.70	9,995,119.34	(144,145.50)	-1.5%
Certificated Pupil Support Salaries		1200	1,261,175.03	1,015,103.25	563,227.65	1,063,494.25	(48,391.00)	-4.8%
Certificated Supervisors' and Administrators' Salaries		1300	2,049,610.65	2,116,845.52	1,178,195.48	2,073,992.52	42,853.00	2.0%
Other Certificated Salaries		1900	4,198.94	4,198.94	275.00	4,198.94	0.00	0.0%
TOTAL, CERTIFICATED SALARIES			12,897,907.53	12,987,121.55	6,893,651.83	13,136,805.05	(149,683.50)	-1.2%
CLASSIFIED SALARIES								
Classified Instructional Salaries		2100	1,363,700.77	2,015,474.70	1,122,462.04	2,097,006.51	(81,531.81)	-4.0%
Classified Support Salaries		2200	1,670,914.49	1,282,413.30	695,662.14	1,223,594.30	58,819.00	4.6%
Classified Supervisors' and Administrators' Salaries		2300	311,700.67	290,887.67	137,836.84	247,387.67	43,500.00	15.0%
Clerical, Technical and Office Salaries		2400	925,699.03	928,321.08	547,799.83	951,557.08	(23,236.00)	-2.5%
Other Classified Salaries		2900	218,726.10	322,939.29	167,859.64	366,692.33	(43,753.04)	-13.5%
TOTAL, CLASSIFIED SALARIES			4,490,741.06	4,840,036.04	2,671,620.49	4,886,237.89	(46,201.85)	-1.0%
EMPLOYEE BENEFITS								
STRS		3101-3102	2,299,960.44	3,572,071.44	1,301,473.01	3,635,275.52	(63,204.08)	-1.8%
PERS		3201-3202	1,130,158.26	1,227,096.35	656,472.12	1,197,064.89	30,031.46	2.4%
OASDI/Medicare/Alternative		3301-3302	499,920.79	555,803.37	282,731.98	566,345.22	(10,541.85)	-1.9%
Health and Welfare Benefits		3401-3402	1,808,760.72	1,974,359.39	1,037,193.53	2,020,530.16	(46,170.77)	-2.3%
Unemployment Insurance		3501-3502	8,354.12	9,100.62	4,765.62	9,788.75	(688.13)	-7.6%
Workers' Compensation		3601-3602	195,855.82	210,140.99	107,176.90	217,799.21	(7,658.22)	-3.6%
OPEB, Allocated		3701-3702	144,558.72	146,219.72	83,590.80	155,219.72	(9,000.00)	-6.2%

Description	Resource Codes	Object Codes	Original Budget (A)	Board Approved Operating Budget (B)	Actuals To Date (C)	Projected Year Totals (D)	Difference (Col B & D) (E)	% Diff Column B & D (F)
OPEB, Active Employees		3751-3752	0.00	0.00	0.00	0.00	0.00	0.0%
Other Employee Benefits		3901-3902	0.00	0.00	0.00	0.00	0.00	0.0%
TOTAL, EMPLOYEE BENEFITS			6,087,568.87	7,694,791.88	3,473,403.96	7,802,023.47	(107,231.59)	-1.4%
BOOKS AND SUPPLIES								
Approved Textbooks and Core Curricula Materials		4100	210,649.23	256,039.12	159,810.76	258,038.72	(1,999.60)	-0.8%
Books and Other Reference Materials		4200	10,659.49	84,405.49	2,802.19	35,005.49	49,400.00	58.5%
Materials and Supplies		4300	1,834,010.60	1,938,771.57	819,207.04	2,072,922.11	(134,150.54)	-6.9%
Noncapitalized Equipment		4400	469,660.31	332,274.99	224,834.49	916,538.98	(584,263.99)	-175.8%
Food		4700	9,000.00	9,000.00	523.50	14,000.00	(5,000.00)	-55.6%
TOTAL, BOOKS AND SUPPLIES			2,533,979.63	2,620,491.17	1,207,177.98	3,296,505.30	(676,014.13)	-25.8%
SERVICES AND OTHER OPERATING EXPENDITURES								
Subagreements for Services		5100	0.00	0.00	0.00	0.00	0.00	0.0%
Travel and Conferences		5200	417,364.83	392,258.30	118,563.56	409,497.19	(17,238.89)	-4.4%
Dues and Memberships		5300	49,418.11	82,646.75	25,365.26	76,997.57	5,649.18	6.8%
Insurance		5400-5450	550,197.50	150,000.00	(16,862.07)	110,000.00	40,000.00	26.7%
Operations and Housekeeping Services		5500	873,984.07	875,984.07	487,019.36	903,484.07	(27,500.00)	-3.1%
Rentals, Leases, Repairs, and Noncapitalized Improvements		5600	539,899.63	1,021,974.09	663,426.46	1,026,384.09	(4,410.00)	-0.4%
Transfers of Direct Costs		5710	0.00	0.00	0.00	0.00	0.00	0.0%
Transfers of Direct Costs - Interfund		5750	0.00	0.00	0.00	0.00	0.00	0.0%
Professional/Consulting Services and Operating Expenditures		5800	3,335,039.22	3,537,082.37	1,737,607.22	4,069,041.95	(531,959.58)	-15.0%
Communications		5900	291,545.39	291,545.39	147,894.71	298,857.39	(7,312.00)	-2.5%
TOTAL, SERVICES AND OTHER OPERATING EXPENDITURES			6,057,448.75	6,351,490.97	3,163,014.50	6,894,262.26	(542,771.29)	-8.5%
CAPITAL OUTLAY								
Land		6100	0.00	0.00	0.00	0.00	0.00	0.0%
Land Improvements		6170	0.00	0.00	0.00	0.00	0.00	0.0%
Buildings and Improvements of Buildings		6200	11,300.00	42,814.00	0.00	42,814.00	0.00	0.0%
Books and Media for New School Libraries or Major Expansion of School Libraries		6300	0.00	0.00	0.00	0.00	0.00	0.0%
Equipment		6400	273,554.75	889,980.90	475,318.03	727,700.90	162,280.00	18.2%
Equipment Replacement		6500	0.00	0.00	0.00	0.00	0.00	0.0%
Lease Assets		6600	0.00	0.00	0.00	0.00	0.00	0.0%
Subscription Assets		6700	0.00	0.00	0.00	0.00	0.00	0.0%
TOTAL, CAPITAL OUTLAY			284,854.75	932,794.90	475,318.03	770,514.90	162,280.00	17.4%
OTHER OUTGO (excluding Transfers of Indirect Costs)								
Tuition								
Tuition for Instruction Under Interdistrict Attendance Agreements		7110	0.00	0.00	0.00	0.00	0.00	0.0%
State Special Schools		7130	0.00	0.00	0.00	0.00	0.00	0.0%
Tuition, Excess Costs, and/or Deficit Payments								
Payments to Districts or Charter Schools		7141	0.00	0.00	0.00	0.00	0.00	0.0%
Payments to County Offices		7142	576,393.75	888,559.75	645,557.47	888,559.75	0.00	0.0%
Payments to JPAs		7143	0.00	0.00	0.00	0.00	0.00	0.0%

Description	Resource Codes	Object Codes	Original Budget (A)	Board Approved Operating Budget (B)	Actuals To Date (C)	Projected Year Totals (D)	Difference (Col B & D) (E)	% Diff Column B & D (F)
Transfers of Pass-Through Revenues								
To Districts or Charter Schools		7211	0.00	0.00	0.00	0.00	0.00	0.0%
To County Offices		7212	0.00	0.00	0.00	0.00	0.00	0.0%
To JPAs		7213	0.00	0.00	0.00	0.00	0.00	0.0%
Special Education SELPA Transfers of Apportionments								
To Districts or Charter Schools	6500	7221	0.00	0.00	0.00	0.00	0.00	0.0%
To County Offices	6500	7222	0.00	0.00	0.00	0.00	0.00	0.0%
To JPAs	6500	7223	0.00	0.00	0.00	0.00	0.00	0.0%
ROC/P Transfers of Apportionments								
To Districts or Charter Schools	6360	7221	0.00	0.00	0.00	0.00	0.00	0.0%
To County Offices	6360	7222	0.00	0.00	0.00	0.00	0.00	0.0%
To JPAs	6360	7223	0.00	0.00	0.00	0.00	0.00	0.0%
Other Transfers of Apportionments	All Other	7221-7223	0.00	0.00	0.00	0.00	0.00	0.0%
All Other Transfers		7281-7283	0.00	0.00	0.00	0.00	0.00	0.0%
All Other Transfers Out to All Others		7299	0.00	0.00	0.00	0.00	0.00	0.0%
Debt Service								
Debt Service - Interest		7438	0.00	155,243.00	79,012.50	155,243.00	0.00	0.0%
Other Debt Service - Principal		7439	276,784.75	364,329.75	199,329.75	364,329.75	0.00	0.0%
TOTAL, OTHER OUTGO (excluding Transfers of Indirect Costs)			853,178.50	1,408,132.50	923,899.72	1,408,132.50	0.00	0.0%
OTHER OUTGO - TRANSFERS OF INDIRECT COSTS								
Transfers of Indirect Costs		7310	0.00	0.00	0.00	0.00		
Transfers of Indirect Costs - Interfund		7350	0.00	(52,620.00)	0.00	(52,620.00)	0.00	0.0%
TOTAL, OTHER OUTGO - TRANSFERS OF INDIRECT COSTS			0.00	(52,620.00)	0.00	(52,620.00)	0.00	0.0%
TOTAL, EXPENDITURES			33,205,679.09	36,782,239.01	18,808,086.51	38,141,861.37	(1,359,622.36)	-3.7%
INTERFUND TRANSFERS								
INTERFUND TRANSFERS IN								
From: Special Reserve Fund		8912	0.00	0.00	0.00	0.00	0.00	0.0%
From: Bond Interest and Redemption Fund		8914	0.00	0.00	0.00	0.00	0.00	0.0%
Other Authorized Interfund Transfers In		8919	0.00	0.00	0.00	0.00	0.00	0.0%
(a) TOTAL, INTERFUND TRANSFERS IN			0.00	0.00	0.00	0.00	0.00	0.0%
INTERFUND TRANSFERS OUT								
To: Child Development Fund		7611	0.00	0.00	0.00	0.00	0.00	0.0%
To: Special Reserve Fund		7612	0.00	0.00	0.00	0.00	0.00	0.0%
To: State School Building Fund/ County School Facilities Fund		7613	0.00	0.00	0.00	0.00	0.00	0.0%
To: Cafeteria Fund		7616	0.00	0.00	0.00	0.00	0.00	0.0%
Other Authorized Interfund Transfers Out		7619	102,000.00	0.00	302.81	38,979.78	(38,979.78)	New
(b) TOTAL, INTERFUND TRANSFERS OUT			102,000.00	0.00	302.81	38,979.78	(38,979.78)	New
OTHER SOURCES/USES								
SOURCES								
State Apportionments								
Emergency Apportionments		8931	0.00	0.00	0.00	0.00	0.00	0.0%
Proceeds								

Description	Resource Codes	Object Codes	Original Budget (A)	Board Approved Operating Budget (B)	Actuals To Date (C)	Projected Year Totals (D)	Difference (Col B & D) (E)	% Diff Column B & D (F)
Proceeds from Disposal of Capital Assets		8953	0.00	0.00	0.00	0.00	0.00	0.0%
Other Sources								
Transfers from Funds of Lapsed/Reorganized LEAs		8965	0.00	0.00	0.00	0.00	0.00	0.0%
Long-Term Debt Proceeds								
Proceeds from Certificates of Participation		8971	0.00	0.00	0.00	0.00	0.00	0.0%
Proceeds from Leases		8972	0.00	0.00	0.00	0.00	0.00	0.0%
Proceeds from Lease Revenue Bonds		8973	0.00	0.00	0.00	0.00	0.00	0.0%
Proceeds from SBITAs		8974	0.00	0.00	0.00	0.00	0.00	0.0%
All Other Financing Sources		8979	0.00	0.00	0.00	0.00	0.00	0.0%
(c) TOTAL, SOURCES			0.00	0.00	0.00	0.00	0.00	0.0%
USES								
Transfers of Funds from Lapsed/Reorganized LEAs		7651	0.00	0.00	0.00	0.00	0.00	0.0%
All Other Financing Uses		7699	0.00	0.00	0.00	0.00	0.00	0.0%
(d) TOTAL, USES			0.00	0.00	0.00	0.00	0.00	0.0%
CONTRIBUTIONS								
Contributions from Unrestricted Revenues		8980	0.00	0.00	0.00	0.00		
Contributions from Restricted Revenues		8990	0.00	0.00	0.00	0.00		
(e) TOTAL, CONTRIBUTIONS			0.00	0.00	0.00	0.00	0.00	0.0%
TOTAL, OTHER FINANCING SOURCES/USES (a - b + c - d + e)			(102,000.00)	0.00	(302.81)	(38,979.78)	38,979.78	New

Resource	Description	2025-26 Projected Totals
2600	Expanded Learning Opportunities Program	3,491,640.30
3210	Elementary and Secondary School Emergency Relief (ESSER) Fund	108,704.43
3217	Expanded Learning Opportunities (ELO) Grant: GEER II	11,759.00
6019	Student Support and Professional Development Discretionary Block Grant (SSPDDBG)	352,121.00
6211	Literacy Coaches and Reading Specialists Grant Program	308,189.00
6300	Lottery: Instructional Materials	443,403.64
6383	Golden State Pathways Program	233,829.00
6546	Mental Health-Related Services	237,134.99
6547	Special Education Early Intervention Preschool Grant	348,308.85
6770	Arts and Music in Schools (AMS)-Funding Guarantee and Accountability Act (Prop 28)	186,298.57
7311	Classified School Employee Professional Development Block Grant	13,256.02
7339	Dual Enrollment Opportunities	61,409.16
7399	LCFF Equity Multiplier	89,085.85
7415	Classified School Employee Summer Assistance Program	82,280.00
7422	In-Person Instruction (IPI) Grant	56,512.81
7435	Learning Recovery Emergency Block Grant	1,076,241.26
7810	Other Restricted State	15,698.00
9010	Other Restricted Local	677,855.00
Total, Restricted Balance		7,793,726.88

Description	ESTIMATED FUNDED ADA Original Budget (A)	ESTIMATED FUNDED ADA Board Approved Operating Budget (B)	ESTIMATED P-2 REPORT ADA Projected Year Totals (C)	ESTIMATED FUNDED ADA Projected Year Totals (D)	DIFFERENCE (Col. D - B) (E)	PERCENTAGE DIFFERENCE (Col. E / B) (F)
A. DISTRICT						
1. Total District Regular ADA Includes Opportunity Classes, Home & Hospital, Special Day Class, Continuation Education, Special Education NPS/LCI and Extended Year, and Community Day School (includes Necessary Small School ADA)	1,513.31	1,513.24	1,470.16	1,545.54	32.30	2.0%
2. Total Basic Aid Choice/Court Ordered Voluntary Pupil Transfer Regular ADA Includes Opportunity Classes, Home & Hospital, Special Day Class, Continuation Education, Special Education NPS/LCI and Extended Year, and Community Day School (ADA not included in Line A1 above)					0.00	
3. Total Basic Aid Open Enrollment Regular ADA Includes Opportunity Classes, Home & Hospital, Special Day Class, Continuation Education, Special Education NPS/LCI and Extended Year, and Community Day School (ADA not included in Line A1 above)					0.00	
4. Total, District Regular ADA (Sum of Lines A1 through A3)	1,513.31	1,513.24	1,470.16	1,545.54	32.30	2.0%
5. District Funded County Program ADA						
a. County Community Schools					0.00	
b. Special Education-Special Day Class	32.23	32.23	31.39	29.68	(2.55)	-8.0%
c. Special Education-NPS/LCI					0.00	
d. Special Education Extended Year					0.00	
e. Other County Operated Programs: Opportunity Schools and Full Day Opportunity Classes, Specialized Secondary Schools					0.00	
f. County School Tuition Fund (Out of State Tuition) [EC 2000 and 46380]					0.00	
g. Total, District Funded County Program ADA (Sum of Lines A5a through A5f)	32.23	32.23	31.39	29.68	(2.55)	-8.0%
6. TOTAL DISTRICT ADA (Sum of Line A4 and Line A5g)	1,545.54	1,545.47	1,501.55	1,575.22	29.75	2.0%
7. Adults in Correctional Facilities					0.00	
8. Charter School ADA (Enter Charter School ADA using Tab C. Charter School ADA)						

Description	ESTIMATED FUNDED ADA Original Budget (A)	ESTIMATED FUNDED ADA Board Approved Operating Budget (B)	ESTIMATED P-2 REPORT ADA Projected Year Totals (C)	ESTIMATED FUNDED ADA Projected Year Totals (D)	DIFFERENCE (Col. D - B) (E)	PERCENTAGE DIFFERENCE (Col. E / B) (F)
B. COUNTY OFFICE OF EDUCATION						
1. County Program Alternative Education Grant ADA						
a. County Group Home and Institution Pupils					0.00	
b. Juvenile Halls, Homes, and Camps					0.00	
c. Probation Referred, On Probation or Parole, Expelled per EC 48915(a) or (c) [EC 2574(c)(4)(A)]					0.00	
d. Total, County Program Alternative Education ADA (Sum of Lines B1a through B1c)	0.00	0.00	0.00	0.00	0.00	0.0%
2. District Funded County Program ADA						
a. County Community Schools					0.00	
b. Special Education-Special Day Class					0.00	
c. Special Education-NPS/LCI					0.00	
d. Special Education Extended Year					0.00	
e. Other County Operated Programs: Opportunity Schools and Full Day Opportunity Classes, Specialized Secondary Schools					0.00	
f. County School Tuition Fund (Out of State Tuition) [EC 2000 and 46380]					0.00	
g. Total, District Funded County Program ADA (Sum of Lines B2a through B2f)	0.00	0.00	0.00	0.00	0.00	0.0%
3. TOTAL COUNTY OFFICE ADA (Sum of Lines B1d and B2g)	0.00	0.00	0.00	0.00	0.00	0.0%
4. Adults in Correctional Facilities					0.00	
5. County Operations Grant ADA					0.00	
6. Charter School ADA (Enter Charter School ADA using Tab C. Charter School ADA)						

Description	ESTIMATED FUNDED ADA Original Budget (A)	ESTIMATED FUNDED ADA Board Approved Operating Budget (B)	ESTIMATED P-2 REPORT ADA Projected Year Totals (C)	ESTIMATED FUNDED ADA Projected Year Totals (D)	DIFFERENCE (Col. D - B) (E)	PERCENTAGE DIFFERENCE (Col. E / B) (F)
C. CHARTER SCHOOL ADA						
Authorizing LEAs reporting charter school SACS financial data in their Fund 01, 09, or 62 use this worksheet to report ADA for those charter schools.						
Charter schools reporting SACS financial data separately from their authorizing LEAs in Fund 01 or Fund 62 use this worksheet to report their ADA.						
FUND 01: Charter School ADA corresponding to SACS financial data reported in Fund 01.						
1. Total Charter School Regular ADA					0.00	
2. Charter School County Program Alternative Education ADA						
a. County Group Home and Institution Pupils					0.00	
b. Juvenile Halls, Homes, and Camps					0.00	
c. Probation Referred, On Probation or Parole, Expelled per EC 48915(a) or (c) [EC 2574(c)(4)(A)]					0.00	
d. Total, Charter School County Program Alternative Education ADA (Sum of Lines C2a through C2c)	0.00	0.00	0.00	0.00	0.00	0.0%
3. Charter School Funded County Program ADA						
a. County Community Schools					0.00	
b. Special Education-Special Day Class					0.00	
c. Special Education-NPS/LCI					0.00	
d. Special Education Extended Year					0.00	
e. Other County Operated Programs: Opportunity Schools and Full Day Opportunity Classes, Specialized Secondary Schools					0.00	
f. Total, Charter School Funded County Program ADA (Sum of Lines C3a through C3e)	0.00	0.00	0.00	0.00	0.00	0.0%
4. TOTAL CHARTER SCHOOL ADA (Sum of Lines C1, C2d, and C3f)	0.00	0.00	0.00	0.00	0.00	0.0%
FUND 09 or 62: Charter School ADA corresponding to SACS financial data reported in Fund 09 or Fund 62.						
5. Total Charter School Regular ADA					0.00	
6. Charter School County Program Alternative Education ADA						
a. County Group Home and Institution Pupils					0.00	
b. Juvenile Halls, Homes, and Camps					0.00	
c. Probation Referred, On Probation or Parole, Expelled per EC 48915(a) or (c) [EC 2574(c)(4)(A)]					0.00	
d. Total, Charter School County Program Alternative Education ADA (Sum of Lines C6a through C6c)	0.00	0.00	0.00	0.00	0.00	0.0%
7. Charter School Funded County Program ADA						
a. County Community Schools					0.00	
b. Special Education-Special Day Class					0.00	
c. Special Education-NPS/LCI					0.00	
d. Special Education Extended Year					0.00	
e. Other County Operated Programs: Opportunity Schools and Full Day Opportunity Classes, Specialized Secondary Schools					0.00	
f. Total, Charter School Funded County						

Description	ESTIMATED FUNDED ADA Original Budget (A)	ESTIMATED FUNDED ADA Board Approved Operating Budget (B)	ESTIMATED P-2 REPORT ADA Projected Year Totals (C)	ESTIMATED FUNDED ADA Projected Year Totals (D)	DIFFERENCE (Col. D - B) (E)	PERCENTAGE DIFFERENCE (Col. E / B) (F)
Program ADA (Sum of Lines C7a through C7e)	0.00	0.00	0.00	0.00	0.00	0.0%
8. TOTAL CHARTER SCHOOL ADA (Sum of Lines C5, C6d, and C7f)	0.00	0.00	0.00	0.00	0.00	0.0%
9. TOTAL CHARTER SCHOOL ADA Reported in Fund 01, 09, or 62 (Sum of Lines C4 and C8)	0.00	0.00	0.00	0.00	0.00	0.0%

Description	Object	Beginning Balances (Ref. Only)	July	August	September	October	November	December	January	February
ACTUALS THROUGH THE MONTH OF (Enter Month Name):										
A. BEGINNING CASH			16,669,894.00	14,616,014.00	12,296,181.00	12,327,861.00	12,518,411.00	12,476,254.00	15,283,972.00	15,368,184.00
B. RECEIPTS										
LCFF Sources										
Principal Apportionment	8010-8019		(248,201.00)	839,157.00	2,567,913.00	1,510,483.00	1,486,992.00	3,819,264.00	1,510,483.00	1,510,483.00
Property Taxes	8020-8079		38,794.00	28,460.00	(30,798.00)	0.00	558,561.00	2,353,509.00	34,251.00	(26,382.00)
Miscellaneous Funds	8080-8099				(242.00)				510.00	
Federal Revenue	8100-8299		0.00	0.00	0.00	838,860.00	(353,972.00)	327,512.00	317,132.00	212,398.00
Other State Revenue	8300-8599		818,511.00	175,754.00	(138,266.00)	790,676.00	(552,335.00)	431,467.00	777,474.00	117,373.00
Other Local Revenue	8600-8799		10,433.00	92,465.00	289,298.00	(3,292.00)	(78,698.00)	61,097.00	469,464.00	257,642.00
Interfund Transfers In	8900-8929									
All Other Financing Sources	8930-8979									
TOTAL RECEIPTS			619,537.00	1,135,836.00	2,687,905.00	3,136,727.00	1,060,548.00	6,992,849.00	3,109,314.00	2,071,514.00
C. DISBURSEMENTS										
Certificated Salaries	1000-1999		290,593.00	1,114,603.00	1,087,968.00	1,098,538.00	1,092,538.00	1,115,168.00	1,094,661.00	1,094,187.00
Classified Salaries	2000-2999		170,330.00	436,683.00	432,266.00	416,829.00	386,239.00	428,402.00	400,872.00	393,546.00
Employee Benefits	3000-3999		161,533.00	556,097.00	558,113.00	558,531.00	544,911.00	559,554.00	534,665.00	564,194.00
Books and Supplies	4000-4999		191,980.00	249,000.00	271,425.00	128,019.00	140,605.00	180,634.00	45,484.00	62,500.00
Services	5000-5999		269,104.00	855,452.00	498,864.00	332,521.00	325,000.00	501,698.00	450,000.00	389,000.00
Capital Outlay	6000-6999		0.00	206,065.00	144,004.00	37,290.00	32,140.00	55,818.00	0.00	9,000.00
Other Outgo	7000-7499		77,277.00	120,211.00	306,927.00	100,219.00	46,559.00	(11,865.00)	284,572.00	0.00
Interfund Transfers Out	7600-7629								303.00	

Description	Object	Beginning Balances (Ref. Only)	July	August	September	October	November	December	January	February
All Other Financing Uses	7630-7699									
TOTAL DISBURSEMENTS			1,160,817.00	3,538,111.00	3,299,567.00	2,671,947.00	2,567,992.00	2,829,409.00	2,810,557.00	2,512,427.00
D. BALANCE SHEET ITEMS										
Assets and Deferred Outflows										
Cash Not In Treasury	9111-9199									
Accounts Receivable	9200-9299				520,397.00	347,212.00	637,921.00	17,323.00	101,545.00	
Due From Other Funds	9310						6,540.00			
Stores	9320									
Prepaid Expenditures	9330									
Other Current Assets	9340								(371,131.00)	
Lease Receivable	9380									
Deferred Outflows of Resources	9490									
SUBTOTAL		0.00	0.00	0.00	520,397.00	347,212.00	644,461.00	17,323.00	(269,586.00)	0.00
Liabilities and Deferred Inflows										
Accounts Payable	9500-9599		1,512,600.00	(82,442.00)	(122,945.00)	(87,379.00)	(1,026,081.00)	1,235,551.00	(55,041.00)	227,269.00
Due To Other Funds	9610						96,493.00			
Current Loans	9640									
Unearned Revenues	9650					708,821.00				
Deferred Inflows of Resources	9690									
SUBTOTAL		0.00	1,512,600.00	(82,442.00)	(122,945.00)	621,442.00	(929,588.00)	1,235,551.00	(55,041.00)	227,269.00
Nonoperating										
Suspense Clearing	9910						(108,762.00)	(137,494.00)		
TOTAL BALANCE SHEET ITEMS		0.00	(1,512,600.00)	82,442.00	643,342.00	(274,230.00)	1,465,287.00	(1,355,722.00)	(214,545.00)	(227,269.00)
E. NET INCREASE/DECREASE (B - C + D)			(2,053,880.00)	(2,319,833.00)	31,680.00	190,550.00	(42,157.00)	2,807,718.00	84,212.00	(668,182.00)
F. ENDING CASH (A + E)			14,616,014.00	12,296,181.00	12,327,861.00	12,518,411.00	12,476,254.00	15,283,972.00	15,368,184.00	14,700,002.00
G. ENDING CASH, PLUS CASH ACCRUALS AND ADJUSTMENTS										

Description	Object	March	April	May	June	Accruals	Adjustments	TOTAL	BUDGET
ACTUALS THROUGH THE MONTH OF (Enter Month Name):									
A. BEGINNING CASH		14,700,002.00	12,958,864.00	14,214,161.00	13,982,870.50				
B. RECEIPTS									
LCFF Sources									
Principal Apportionment	8010-8019	1,510,483.00	1,510,483.00	1,510,483.00	1,510,483.00	1,065,774.00		20,104,280.00	20,104,280.00
Property Taxes	8020-8079	434,654.00	1,614,271.00	227,937.00				5,233,257.00	5,233,257.00
Miscellaneous Funds	8080-8099						(4,743.00)	(4,475.00)	(4,475.00)
Federal Revenue	8100-8299	86,178.00	86,178.00	86,178.00	86,180.00	446,030.53		2,132,674.53	2,132,674.53
Other State Revenue	8300-8599	(1,052,837.00)	875,000.00	875,000.00	625,000.00	2,838,617.25		6,581,434.25	6,581,434.25
Other Local Revenue	8600-8799	125,000.00	125,000.00	82,163.00	82,163.00	148,139.14		1,660,874.14	1,660,874.14
Interfund Transfers In	8900-8929							0.00	0.00
All Other Financing Sources	8930-8979							0.00	0.00
TOTAL RECEIPTS		1,103,478.00	4,210,932.00	2,781,761.00	2,303,826.00	4,498,560.92	(4,743.00)	35,708,044.92	35,708,044.92
C. DISBURSEMENTS									
Certificated Salaries	1000-1999	1,152,000.00	1,152,000.00	1,165,000.00	1,299,802.00	379,747.05		13,136,805.05	13,136,805.05
Classified Salaries	2000-2999	401,416.00	401,416.00	415,000.00	435,000.00	168,238.89		4,886,237.89	4,886,237.89
Employee Benefits	3000-3999	566,200.00	566,200.00	575,000.00	592,000.00	1,465,025.47		7,802,023.47	7,802,023.47
Books and Supplies	4000-4999	190,000.00	190,000.00	225,000.00	255,000.00	1,166,858.30		3,296,505.30	3,296,505.30
Services	5000-5999	535,000.00	540,000.00	580,000.00	565,000.00	1,052,623.26		6,894,262.26	6,894,262.26
Capital Outlay	6000-6999	0.00	5,800.00		145,397.90	135,000.00		770,514.90	770,514.90
Other Outgo	7000-7499	0.00	100,219.00	53,051.50	278,342.00			1,355,512.50	1,355,512.50
Interfund Transfers Out	7600-7629				38,676.78			38,979.78	38,979.78
All Other Financing Uses	7630-7699							0.00	0.00

Description	Object	March	April	May	June	Accruals	Adjustments	TOTAL	BUDGET
TOTAL DISBURSEMENTS		2,844,616.00	2,955,635.00	3,013,051.50	3,609,218.68	4,367,492.97	0.00	38,180,841.15	38,180,841.15
D. BALANCE SHEET ITEMS									
Assets and Deferred Outflows									
Cash Not In Treasury	9111-9199							0.00	
Accounts Receivable	9200-9299							1,624,398.00	
Due From Other Funds	9310							6,540.00	
Stores	9320							0.00	
Prepaid Expenditures	9330							0.00	
Other Current Assets	9340							(371,131.00)	
Lease Receivable	9380							0.00	
Deferred Outflows of Resources	9490							0.00	
SUBTOTAL		0.00	0.00	0.00	0.00	0.00	0.00	1,259,807.00	
Liabilities and Deferred Inflows									
Accounts Payable	9500-9599					709,037.67		2,310,569.67	
Due To Other Funds	9610							96,493.00	
Current Loans	9640							0.00	
Unearned Revenues	9650							708,821.00	
Deferred Inflows of Resources	9690							0.00	
SUBTOTAL		0.00	0.00	0.00	0.00	709,037.67	0.00	3,115,883.67	
Nonoperating									
Suspense Clearing	9910							(246,256.00)	
TOTAL BALANCE SHEET ITEMS		0.00	0.00	0.00	0.00	(709,037.67)	0.00	(2,102,332.67)	
E. NET INCREASE/DECREASE (B - C + D)		(1,741,138.00)	1,255,297.00	(231,290.50)	(1,305,392.68)	(577,969.72)	(4,743.00)	(4,575,128.90)	(2,472,796.23)
F. ENDING CASH (A + E)		12,958,864.00	14,214,161.00	13,982,870.50	12,677,477.82				
G. ENDING CASH, PLUS CASH ACCRUALS AND ADJUSTMENTS								12,094,765.10	

Description	Object	Beginning Balances (Ref. Only)	July	August	September	October	November	December	January	February
ACTUALS THROUGH THE MONTH OF (Enter Month Name):										
A. BEGINNING CASH			12,677,477.82	12,967,275.82	11,383,073.82	10,964,360.82	10,316,647.82	10,341,579.82	10,070,866.82	12,316,733.82
B. RECEIPTS										
LCFF Sources										
Principal Apportionment	8010-8019		1,009,798.00	1,009,798.00	1,826,287.00	1,826,287.00	1,826,287.00	1,826,287.00	1,826,287.00	1,826,287.00
Property Taxes	8020-8079				45,000.00		503,645.00		2,262,580.00	495,000.00
Miscellaneous Funds	8080-8099									
Federal Revenue	8100-8299			225,000.00	205,000.00	35,000.00		325,000.00	520,000.00	125,000.00
Other State Revenue	8300-8599		350,000.00	350,000.00	355,000.00	425,000.00	398,000.00	355,000.00	368,000.00	425,000.00
Other Local Revenue	8600-8799		25,000.00	85,000.00	223,000.00	65,000.00	80,000.00	65,000.00	125,000.00	219,343.00
Interfund Transfers In	8900-8929									
All Other Financing Sources	8930-8979									
TOTAL RECEIPTS			1,384,798.00	1,669,798.00	2,654,287.00	2,351,287.00	2,807,932.00	2,571,287.00	5,101,867.00	3,090,630.00
C. DISBURSEMENTS										
Certificated Salaries	1000-1999		290,000.00	1,099,000.00	1,099,000.00	1,099,000.00	1,078,000.00	1,078,000.00	1,079,000.00	1,075,000.00
Classified Salaries	2000-2999		175,000.00	405,000.00	415,000.00	415,000.00	408,000.00	410,000.00	410,000.00	410,000.00
Employee Benefits	3000-3999		178,000.00	575,000.00	565,000.00	565,000.00	542,000.00	580,000.00	535,000.00	522,000.00
Books and Supplies	4000-4999		62,000.00	205,000.00	205,000.00	205,000.00	150,000.00	159,000.00	162,000.00	98,000.00
Services	5000-5999		315,000.00	850,000.00	589,000.00	590,000.00	530,000.00	540,000.00	545,000.00	540,000.00
Capital Outlay	6000-6999									
Other Outgo	7000-7499		75,000.00	120,000.00	200,000.00	125,000.00	75,000.00	75,000.00	125,000.00	75,000.00
Interfund Transfers Out	7600-7629									

Description	Object	Beginning Balances (Ref. Only)	July	August	September	October	November	December	January	February
All Other Financing Uses	7630-7699									
TOTAL DISBURSEMENTS			1,095,000.00	3,254,000.00	3,073,000.00	2,999,000.00	2,783,000.00	2,842,000.00	2,856,000.00	2,720,000.00
D. BALANCE SHEET ITEMS										
Assets and Deferred Outflows										
Cash Not In Treasury	9111-9199									
Accounts Receivable	9200-9299									
Due From Other Funds	9310									
Stores	9320									
Prepaid Expenditures	9330									
Other Current Assets	9340									
Lease Receivable	9380									
Deferred Outflows of Resources	9490									
SUBTOTAL		0.00	0.00	0.00	0.00	0.00	0.00	0.00	0.00	0.00
Liabilities and Deferred Inflows										
Accounts Payable	9500-9599									
Due To Other Funds	9610									
Current Loans	9640									
Unearned Revenues	9650									
Deferred Inflows of Resources	9690									
SUBTOTAL		0.00	0.00	0.00	0.00	0.00	0.00	0.00	0.00	0.00
Nonoperating										
Suspense Clearing	9910									
TOTAL BALANCE SHEET ITEMS		0.00	0.00	0.00	0.00	0.00	0.00	0.00	0.00	0.00
E. NET INCREASE/DECREASE (B - C + D)			289,798.00	(1,584,202.00)	(418,713.00)	(647,713.00)	24,932.00	(270,713.00)	2,245,867.00	370,630.00
F. ENDING CASH (A + E)			12,967,275.82	11,383,073.82	10,964,360.82	10,316,647.82	10,341,579.82	10,070,866.82	12,316,733.82	12,687,363.82
G. ENDING CASH, PLUS CASH ACCRUALS AND ADJUSTMENTS										

Description	Object	March	April	May	June	Accruals	Adjustments	TOTAL	BUDGET
ACTUALS THROUGH THE MONTH OF (Enter Month Name):									
A. BEGINNING CASH		12,687,363.82	12,128,650.82	11,872,085.82	12,305,177.82				
B. RECEIPTS									
LCFF Sources									
Principal Apportionment	8010-8019	1,826,287.00	1,826,287.00	1,826,287.00	1,826,287.00			20,282,466.00	20,282,466.00
Property Taxes	8020-8079	0.00	426,648.00	1,243,356.00				4,976,229.00	4,976,229.00
Miscellaneous Funds	8080-8099							0.00	
Federal Revenue	8100-8299	25,000.00				311,883.00		1,771,883.00	1,771,883.00
Other State Revenue	8300-8599	385,000.00	400,000.00	265,000.00	265,000.00	1,347,928.00		5,688,928.00	5,688,928.00
Other Local Revenue	8600-8799	3,500.00	3,500.00	3,500.00	3,500.00	3,500.00		904,843.00	904,843.00
Interfund Transfers In	8900-8929							0.00	
All Other Financing Sources	8930-8979							0.00	
TOTAL RECEIPTS		2,239,787.00	2,656,435.00	3,338,143.00	2,094,787.00	1,663,311.00	0.00	33,624,349.00	33,624,349.00
C. DISBURSEMENTS									
Certificated Salaries	1000-1999	1,075,000.00	1,080,000.00	1,085,000.00	1,109,955.00	197,599.00		12,444,554.00	12,444,554.00
Classified Salaries	2000-2999	410,000.00	415,000.00	415,000.00	445,000.00	91,531.00		4,824,531.00	4,824,531.00
Employee Benefits	3000-3999	526,000.00	538,000.00	545,000.00	602,000.00	1,275,015.00		7,548,015.00	7,548,015.00
Books and Supplies	4000-4999	167,500.00	187,000.00	188,000.00	198,500.00	136,403.00		2,123,403.00	2,123,403.00
Services	5000-5999	545,000.00	568,000.00	568,000.00	520,000.00	173,046.00		6,873,046.00	6,873,046.00
Capital Outlay	6000-6999			29,051.00				29,051.00	29,051.00
Other Outgo	7000-7499	75,000.00	125,000.00	75,000.00	125,000.00	136,253.00		1,406,253.00	1,406,253.00
Interfund Transfers Out	7600-7629				(41,130.00)			(41,130.00)	(41,130.00)
All Other Financing Uses	7630-7699							0.00	

Description	Object	March	April	May	June	Accruals	Adjustments	TOTAL	BUDGET
TOTAL DISBURSEMENTS		2,798,500.00	2,913,000.00	2,905,051.00	2,959,325.00	2,009,847.00	0.00	35,207,723.00	35,207,723.00
D. BALANCE SHEET ITEMS									
Assets and Deferred Outflows									
Cash Not In Treasury	9111-9199							0.00	
Accounts Receivable	9200-9299							0.00	
Due From Other Funds	9310							0.00	
Stores	9320							0.00	
Prepaid Expenditures	9330							0.00	
Other Current Assets	9340							0.00	
Lease Receivable	9380							0.00	
Deferred Outflows of Resources	9490							0.00	
SUBTOTAL		0.00	0.00	0.00	0.00	0.00	0.00	0.00	
Liabilities and Deferred Inflows									
Accounts Payable	9500-9599				651,711.82			651,711.82	
Due To Other Funds	9610							0.00	
Current Loans	9640							0.00	
Unearned Revenues	9650							0.00	
Deferred Inflows of Resources	9690							0.00	
SUBTOTAL		0.00	0.00	0.00	651,711.82	0.00	0.00	651,711.82	
Nonoperating									
Suspense Clearing	9910							0.00	
TOTAL BALANCE SHEET ITEMS		0.00	0.00	0.00	(651,711.82)	0.00	0.00	(651,711.82)	
E. NET INCREASE/DECREASE (B - C + D)		(558,713.00)	(256,565.00)	433,092.00	(1,516,249.82)	(346,536.00)	0.00	(2,235,085.82)	(1,583,374.00)
F. ENDING CASH (A + E)		12,128,650.82	11,872,085.82	12,305,177.82	10,788,928.00				
G. ENDING CASH, PLUS CASH ACCRUALS AND ADJUSTMENTS								10,442,392.00	

Section I - Expenditures	Funds 01, 09, and 62 Goals	Functions	Objects	2025-26 Expenditures
A. Total state, federal, and local expenditures (all resources)	All	All	1000-7999	38,180,841.15
B. Less all federal expenditures not allowed for MOE (Resources 3000-5999, except 3385)	All	All	1000-7999	2,587,160.64
C. Less state and local expenditures not allowed for MOE: (All resources, except federal as identified in Line B)				
1. Community Services	All	5000-5999	1000-7999	0.00
2. Capital Outlay	All except 7100-7199	All except 5000-5999	6000-6999 except 6600, 6700, 6910, 6920	770,514.90
3. Debt Service	All	9100	5400-5450, 5800, 7430-7439	519,572.75
4. Other Transfers Out	All	9200	7200-7299	0.00
5. Interfund Transfers Out	All	9300	7600-7629	38,979.78
6. All Other Financing Uses	All	9100	7699	0.00
		9200	7651	
7. Nonagency	7100-7199	All except 5000-5999, 9000-9999	1000-7999	0.00
8. Tuition (Revenue, in lieu of expenditures, to approximate costs of services for which tuition is received)	All	All	8710	0.00
9. Supplemental expenditures made as a result of a Presidentially declared disaster	Manually entered. Must not include expenditures in lines B, C1-C8, D1, or D2.			
10. Total state and local expenditures not allowed for MOE calculation (Sum lines C1 through C9)				1,329,067.43
D. Plus additional MOE expenditures:				
1. Expenditures to cover deficits for food services (Funds 13 and 61) (If negative, then zero)	All	All	1000-7143, 7300-7439 minus 8000-8699	332,024.63
2. Expenditures to cover deficits for student body activities	Manually entered. Must not include expenditures in lines A or D1.			
E. Total expenditures subject to MOE (Line A minus lines B and C10, plus lines D1 and D2)				34,596,637.71

Section II - Expenditures Per ADA	2025-26 Annual ADA/Exps. Per ADA
A. Average Daily Attendance (Form AI, Column C, sum of lines A6 and C9)*	1,548.98
B. Expenditures per ADA (Line I.E divided by Line II.A)	22,335.11

Section III - MOE Calculation (For data collection only. Final determination will be done by CDE)	Total	Per ADA
A. Base expenditures (Preloaded expenditures extracted from prior year Unaudited Actuals MOE calculation). (Note: If the prior year MOE was not met, in its final determination, CDE will adjust the prior year base to 90 percent of the preceding prior year amount rather than the actual prior year expenditure amount.)	31,329,127.05	20,452.22
1. Adjustment to base expenditure and expenditure per ADA amounts for LEAs failing prior year MOE calculation (From Section IV)	0.00	0.00
2. Total adjusted base expenditure amounts (Line A plus Line A.1)	31,329,127.05	20,452.22
B. Required effort (Line A.2 times 90%)	28,196,214.35	18,407.00
C. Current year expenditures (Line I.E and Line II.B)	34,596,637.71	22,335.11
D. MOE deficiency amount, if any (Line B minus Line C) (If negative, then zero)	0.00	0.00
E. MOE determination (If one or both of the amounts in line D are zero, the MOE requirement is met; if both amounts are positive, the MOE requirement is not met. If either column in Line A.2 or Line C equals zero, the MOE calculation is incomplete.)	MOE Met	

F. MOE deficiency percentage, if MOE not met; otherwise, zero (Line D divided by Line B) (Funding under ESSA covered programs in FY 2027-28 may be reduced by the lower of the two percentages)	0.00%	0.00%

*Interim Periods - Annual ADA not available from Form AI. For your convenience, Projected Year Totals Estimated P-2 ADA is extracted. Manual adjustment may be required to reflect estimated Annual ADA.

SECTION IV - Detail of Adjustments to Base Expenditures (used in Section III, Line A.1)

Description of Adjustments	Total Expenditures	Expenditures Per ADA
Total adjustments to base expenditures	0.00	0.00

Part I - General Administrative Share of Plant Services Costs

California's indirect cost plan allows that the general administrative costs in the indirect cost pool may include that portion of plant services costs (maintenance and operations costs and facilities rents and leases costs) attributable to the general administrative offices. The calculation of the plant services costs attributed to general administration and included in the pool is standardized and automated using the percentage of salaries and benefits relating to general administration as proxy for the percentage of square footage occupied by general administration.

A. Salaries and Benefits - Other General Administration and Centralized Data Processing

1. Salaries and benefits paid through payroll (Funds 01, 09, and 62, objects 1000-3999 except 3701-3702)
(Functions 7200-7700, goals 0000 and 9000) — 755,556.66

2. Contracted general administrative positions not paid through payroll

a. Enter the costs, if any, of general administrative positions performing services ON SITE but paid through a contract, rather than through payroll, in functions 7200-7700, goals 0000 and 9000, Object 5800.

b. If an amount is entered on Line A2a, provide the title, duties, and approximate FTE of each general administrative position paid through a contract. Retain supporting documentation in case of audit.

B. Salaries and Benefits - All Other Activities

1. Salaries and benefits paid through payroll (Funds 01, 09, and 62, objects 1000-3999 except 3701-3702)
(Functions 1000-6999, 7100-7180, & 8100-8400; Functions 7200-7700, all goals except 0000 & 9000) — 24,914,290.03

C. Percentage of Plant Services Costs Attributable to General Administration

(Line A1 plus Line A2a, divided by Line B1; zero if negative) (See Part III, Lines A5 and A6) — 3.03%

Part II - Adjustments for Employment Separation Costs

When an employee separates from service, the local educational agency (LEA) may incur costs associated with the separation in addition to the employee's regular salary and benefits for the final pay period. These additional costs can be categorized as "normal" or "abnormal or mass" separation costs.

Normal separation costs include items such as pay for accumulated unused leave or routine severance pay authorized by governing board policy. Normal separation costs are not allowable as direct costs to federal programs, but are allowable as indirect costs. State programs may have similar restrictions. Where federal or state program guidelines required that the LEA charge an employee's normal separation costs to an unrestricted resource rather than to the restricted program in which the employee worked, the LEA may identify and enter these costs on Line A for inclusion in the indirect cost pool.

Abnormal or mass separation costs are those costs resulting from actions taken by an LEA to influence employees to terminate their employment earlier than they normally would have. Abnormal or mass separation costs include retirement incentives such as a Golden Handshake or severance packages negotiated to effect termination. Abnormal or mass separation costs may not be charged to federal programs as either direct costs or indirect costs. Where an LEA paid abnormal or mass separation costs on behalf of positions in general administrative functions included in the indirect cost pool, the LEA must identify and enter these costs on Line B for exclusion from the pool.

A. Normal Separation Costs (optional)

Enter any normal separation costs paid on behalf of employees of restricted state or federal programs that were charged to an unrestricted resource (0000-1999) in funds 01, 09, and 62 with functions 1000-6999 or 8100-8400 rather than to the restricted program. These costs will be moved in Part III from base costs to the indirect cost pool. Retain supporting documentation.

B. Abnormal or Mass Separation Costs (required)

Enter any abnormal or mass separation costs paid on behalf of general administrative positions charged to unrestricted resources (0000-1999) in funds 01, 09, and 62 with functions 7200-7700. These costs will be moved in Part III from the indirect cost pool to base costs. If none, enter zero. — 0.00

Part III - Indirect Cost Rate Calculation (Funds 01, 09, and 62, unless indicated otherwise)

A. Indirect Costs

1. Other General Administration, less portion charged to restricted resources or specific goals
(Functions 7200-7600, objects 1000-5999, minus Line B9) — 1,326,291.62

2. Centralized Data Processing, less portion charged to restricted resources or specific goals
(Function 7700, objects 1000-5999, minus Line B10) — 99,494.86

3. External Financial Audit - Single Audit (Function 7190, resources 0000-1999, goals 0000 and 9000, objects 5000 - 5999)	0.00
4. Staff Relations and Negotiations (Function 7120, resources 0000-1999, goals 0000 and 9000, objects 1000 - 5999)	0.00
5. Plant Maintenance and Operations (portion relating to general administrative offices only) (Functions 8100-8400, objects 1000-5999 except 5100, times Part I, Line C)	136,751.49
6. Facilities Rents and Leases (portion relating to general administrative offices only) (Function 8700, resources 0000-1999, objects 1000-5999 except 5100, times Part I, Line C)	0.00
7. Adjustment for Employment Separation Costs	
a. Plus: Normal Separation Costs (Part II, Line A)	0.00
b. Less: Abnormal or Mass Separation Costs (Part II, Line B)	0.00
8. Total Indirect Costs (Lines A1 through A7a, minus Line A7b)	1,562,537.97
9. Carry-Forward Adjustment (Part IV, Line F)	(355,884.64)
10. Total Adjusted Indirect Costs (Line A8 plus Line A9)	1,206,653.33
B. Base Costs	
1. Instruction (Functions 1000-1999, objects 1000-5999 except 5100)	22,183,978.24
2. Instruction-Related Services (Functions 2000-2999, objects 1000-5999 except 5100)	3,535,291.81
3. Pupil Services (Functions 3000-3999, objects 1000-5999 except 4700 and 5100)	3,121,413.71
4. Ancillary Services (Functions 4000-4999, objects 1000-5999 except 5100)	304,089.36
5. Community Services (Functions 5000-5999, objects 1000-5999 except 5100)	0.00
6. Enterprise (Function 6000, objects 1000-5999 except 4700 and 5100)	0.00
7. Board and Superintendent (Functions 7100-7180, objects 1000-5999, minus Part III, Line A4)	715,454.10
8. External Financial Audit - Single Audit and Other (Functions 7190-7191, objects 5000 - 5999, minus Part III, Line A3)	50,573.75
9. Other General Administration (portion charged to restricted resources or specific goals only) (Functions 7200-7600, resources 2000-9999, objects 1000-5999; Functions 7200-7600, resources 0000-1999, all goals except 0000 and 9000, objects 1000-5999)	151,996.05
10. Centralized Data Processing (portion charged to restricted resources or specific goals only) (Function 7700, resources 2000-9999, objects 1000-5999; Function 7700, resources 0000-1999, all goals except 0000 and 9000, objects 1000-5999)	0.00
11. Plant Maintenance and Operations (all except portion relating to general administrative offices) (Functions 8100-8400, objects 1000-5999 except 5100, minus Part III, Line A5)	4,376,498.98
12. Facilities Rents and Leases (all except portion relating to general administrative offices) (Function 8700, objects 1000-5999 except 5100, minus Part III, Line A6)	0.00
13. Adjustment for Employment Separation Costs	
a. Less: Normal Separation Costs (Part II, Line A)	0.00
b. Plus: Abnormal or Mass Separation Costs (Part II, Line B)	0.00
14. Student Activity (Fund 08, functions 4000-5999, objects 1000-5999 except 5100)	290,000.00
15. Adult Education (Fund 11, functions 1000-6999, 8100-8400, and 8700, objects 1000-5999 except 5100)	292,116.58
16. Child Development (Fund 12, functions 1000-6999, 8100-8400 & 8700, objects 1000-5999 except 4700 & 5100)	0.00
17. Cafeteria (Funds 13 & 61, functions 1000-6999, 8100-8400 & 8700, objects 1000-5999 except 4700 & 5100)	936,359.76
18. Foundation (Funds 19 & 57, functions 1000-6999, 8100-8400 & 8700, objects 1000-5999 except 4700 & 5100)	0.00
19. Total Base Costs (Lines B1 through B12 and Lines B13b through B18, minus Line B13a)	35,957,772.34
C. Straight Indirect Cost Percentage Before Carry-Forward Adjustment	
(For information only - not for use when claiming/recovering indirect costs) (Line A8 divided by Line B19)	4.35%
D. Preliminary Proposed Indirect Cost Rate	
(For final approved fixed-with-carry-forward rate for use in 2027-28 see www.cde.ca.gov/fg/ac/ic) (Line A10 divided by Line B19)	3.36%

Part IV - Carry-forward Adjustment

The carry-forward adjustment is an after-the-fact adjustment for the difference between indirect costs recoverable using the indirect cost rate approved for use in a given year, and the actual indirect costs incurred in that year. The carry-forward adjustment eliminates

the need for LEAs to file amended federal reports when their actual indirect costs vary from the estimated indirect costs on which the approved rate was based.

Where the ratio of indirect costs incurred in the current year is less than the estimated ratio of indirect costs on which the approved rate for use in the current year was based, the carry-forward adjustment is limited by using either the approved rate times current year base costs, or the highest rate actually used to recover costs from any program times current year base costs, if the highest rate used was less than the approved rate. Rates used to recover costs from programs are displayed in Exhibit A.

A. Indirect costs incurred in the current year (Part III, Line A8)	1,562,537.97
B. Carry-forward adjustment from prior year(s)	
1. Carry-forward adjustment from the second prior year	310,959.28
2. Carry-forward adjustment amount deferred from prior year(s), if any	0.00
C. Carry-forward adjustment for under- or over-recovery in the current year	
1. Under-recovery: Part III, Line A8, plus carry-forward adjustment from prior years, minus (approved indirect cost rate (6.20%) times Part III, Line B19); zero if negative	0.00
2. Over-recovery: Part III, Line A8, plus carry-forward adjustment from prior years, minus the lesser of (approved indirect cost rate (6.20%) times Part III, Line B19) or (the highest rate used to recover costs from any program (9.17%) times Part III, Line B19); zero if positive	(355,884.64)
D. Preliminary carry-forward adjustment (Line C1 or C2)	(355,884.64)
E. Optional allocation of negative carry-forward adjustment over more than one year	
Where a negative carry-forward adjustment causes the proposed approved rate to fall below zero or would reduce the rate at which the LEA could recover indirect costs to such an extent that it would cause the LEA significant fiscal harm, the LEA may request that the carry-forward adjustment be allocated over more than one year. Where allocation of a negative carry-forward adjustment over more than one year does not resolve a negative rate, the CDE will work with the LEA on a case-by-case basis to establish an approved rate.	
Option 1. Preliminary proposed approved rate (Part III, Line D) if entire negative carry-forward adjustment is applied to the current year calculation:	3.36%
Option 2. Preliminary proposed approved rate (Part III, Line D) if one-half of negative carry-forward adjustment ($-177942.32) is applied to the current year calculation and the remainder ($-177942.32) is deferred to one or more future years:	3.85%
Option 3. Preliminary proposed approved rate (Part III, Line D) if one-third of negative carry-forward adjustment ($-118628.21) is applied to the current year calculation and the remainder ($-237256.43) is deferred to one or more future years:	4.02%
LEA request for Option 1, Option 2, or Option 3	1
F. Carry-forward adjustment used in Part III, Line A9 (Line D minus amount deferred if Option 2 or Option 3 is selected)	(355,884.64)

Approved indirect cost rate: 6.20%

Highest rate used in any program: 9.17%

Note: In one or more resources, the rate used is greater than the approved rate.

Fund	Resource	Eligible Expenditures (Objects 1000-5999 except 4700 & 5100)	Indirect Costs Charged (Objects 7310 and 7350)	Rate Used
01	2600	1,123,397.23	29,721.03	2.65%
01	3010	1,145,313.65	57,722.18	5.04%
01	3310	794,310.25	49,065.00	6.18%
01	3311	37,627.43	2,191.00	5.82%
01	3550	25,501.60	1,516.41	5.95%
01	4035	120,323.32	6,806.29	5.66%
01	4127	178,264.03	6,520.92	3.66%
01	4201	9,352.37	197.37	2.11%
01	4203	90,004.26	5,540.56	6.16%
01	6053	211,170.21	13,092.40	6.20%
01	6266	262,360.00	14,610.00	5.57%
01	6300	255,193.21	4,240.66	1.66%
01	6383	180,636.00	10,535.00	5.83%
01	6387	100,854.00	9,246.00	9.17%
01	6500	1,939,298.33	109,859.00	5.66%
01	6546	161,808.39	9,862.16	6.09%
01	6547	114,259.00	6,981.15	6.11%
01	6770	287,066.85	17,798.93	6.20%
01	7010	37,067.49	2,307.00	6.22%
01	7029	16,392.00	1,016.00	6.20%
01	7399	40,000.00	1,770.15	4.43%
01	7435	1,507,810.74	97,600.00	6.47%
01	7810	17,084.00	1,060.00	6.20%
01	9010	749,416.73	2,582.00	0.34%
13	5310	851,846.42	52,000.00	6.10%
13	5316	11,380.00	620.00	5.45%



Student Activity Special Reserve (08)

Student Activity Special Revenue Fund. This fund may be used to account for associated student body (ASB) activities that do not meet the fiduciary activity criteria pursuant to Governmental Accounting Standards Board (GASB) Statement 84, thus are governmental activities. The use of this fund is not required. LEAs may use Fund 08 or Fund 01 to account for nonfiduciary ASB activities, as well as Fund 09 and Fund 62 when those funds are used to report charter school activities.

ASB activities that meet the fiduciary activity criteria pursuant to GASB Statement 84 are accounted for in Fund 95, Student Body Fund. Resource 8210, Student Activity Funds, must be used to report ASB activities accounted for in Fund 01, Fund 08, Fund 09, or Fund 62.

2025-26 Second Interim- no changes

Description	Resource Codes	Object Codes	Original Budget (A)	Board Approved Operating Budget (B)	Actuals To Date (C)	Projected Year Totals (D)	Difference (Col B & D) (E)	% Diff Column B & D (F)
A. REVENUES								
1) LCFF Sources		8010-8099	0.00	0.00	0.00	0.00	0.00	0.0%
2) Federal Revenue		8100-8299	0.00	0.00	0.00	0.00	0.00	0.0%
3) Other State Revenue		8300-8599	0.00	0.00	0.00	0.00	0.00	0.0%
4) Other Local Revenue		8600-8799	290,000.00	290,000.00	0.00	290,000.00	0.00	0.0%
5) TOTAL, REVENUES			290,000.00	290,000.00	0.00	290,000.00		
B. EXPENDITURES								
1) Certificated Salaries		1000-1999	0.00	0.00	0.00	0.00	0.00	0.0%
2) Classified Salaries		2000-2999	0.00	0.00	0.00	0.00	0.00	0.0%
3) Employee Benefits		3000-3999	0.00	0.00	0.00	0.00	0.00	0.0%
4) Books and Supplies		4000-4999	145,000.00	145,000.00	0.00	145,000.00	0.00	0.0%
5) Services and Other Operating Expenditures		5000-5999	145,000.00	145,000.00	0.00	145,000.00	0.00	0.0%
6) Capital Outlay		6000-6999	0.00	0.00	0.00	0.00	0.00	0.0%
7) Other Outgo (excluding Transfers of Indirect Costs)		7100-7299, 7400-7499	0.00	0.00	0.00	0.00	0.00	0.0%
8) Other Outgo - Transfers of Indirect Costs		7300-7399	0.00	0.00	0.00	0.00	0.00	0.0%
9) TOTAL, EXPENDITURES			290,000.00	290,000.00	0.00	290,000.00		
C. EXCESS (DEFICIENCY) OF REVENUES OVER EXPENSES BEFORE OTHER FINANCING SOURCES AND USES (A5 - B9)			0.00	0.00	0.00	0.00		
D. OTHER FINANCING SOURCES/USES								
1) Interfund Transfers								
a) Transfers In		8900-8929	0.00	0.00	0.00	0.00	0.00	0.0%
b) Transfers Out		7600-7629	0.00	0.00	0.00	0.00	0.00	0.0%
2) Other Sources/Uses								
a) Sources		8930-8979	0.00	0.00	0.00	0.00	0.00	0.0%
b) Uses		7630-7699	0.00	0.00	0.00	0.00	0.00	0.0%
3) Contributions		8980-8999	0.00	0.00	0.00	0.00	0.00	0.0%
4) TOTAL, OTHER FINANCING SOURCES/USES			0.00	0.00	0.00	0.00		
E. NET INCREASE (DECREASE) IN FUND BALANCE (C + D4)			0.00	0.00	0.00	0.00		

Description	Resource Codes	Object Codes	Original Budget (A)	Board Approved Operating Budget (B)	Actuals To Date (C)	Projected Year Totals (D)	Difference (Col B & D) (E)	% Diff Column B & D (F)
F. FUND BALANCE, RESERVES								
1) Beginning Fund Balance								
a) As of July 1 - Unaudited		9791	211,866.95	211,866.95		211,866.95	0.00	0.0%
b) Audit Adjustments		9793	0.00	0.00		0.00	0.00	0.0%
c) As of July 1 - Audited (F1a + F1b)			211,866.95	211,866.95		211,866.95		
d) Other Restatements		9795	0.00	0.00		0.00	0.00	0.0%
e) Adjusted Beginning Balance (F1c + F1d)			211,866.95	211,866.95		211,866.95		
2) Ending Balance, June 30 (E + F1e)			211,866.95	211,866.95		211,866.95		
Components of Ending Fund Balance								
a) Nonspendable								
Revolving Cash		9711	0.00	0.00		0.00		
Stores		9712	0.00	0.00		0.00		
Prepaid Items		9713	0.00	0.00		0.00		
All Others		9719	0.00	0.00		0.00		
b) Restricted		9740	211,866.95	211,866.95		211,866.95		
c) Committed								
Stabilization Arrangements		9750	0.00	0.00		0.00		
Other Commitments		9760	0.00	0.00		0.00		
d) Assigned								
Other Assignments		9780	0.00	0.00		0.00		
e) Unassigned/Unappropriated								
Reserve for Economic Uncertainties		9789	0.00	0.00		0.00		
Unassigned/Unappropriated Amount		9790	0.00	0.00		0.00		
REVENUES								
Sale of Equipment and Supplies		8631	0.00	0.00	0.00	0.00	0.00	0.0%
All Other Sales		8639	0.00	0.00	0.00	0.00	0.00	0.0%
Interest		8660	0.00	0.00	0.00	0.00	0.00	0.0%
Net Increase (Decrease) in the Fair Value of Investments		8662	0.00	0.00	0.00	0.00	0.00	0.0%
All Other Fees and Contracts		8689	0.00	0.00	0.00	0.00	0.00	0.0%
All Other Local Revenue		8699	290,000.00	290,000.00	0.00	290,000.00	0.00	0.0%
TOTAL, REVENUES			290,000.00	290,000.00	0.00	290,000.00		

Description	Resource Codes	Object Codes	Original Budget (A)	Board Approved Operating Budget (B)	Actuals To Date (C)	Projected Year Totals (D)	Difference (Col B & D) (E)	% Diff Column B & D (F)
CERTIFICATED SALARIES								
Certificated Teachers' Salaries		1100	0.00	0.00	0.00	0.00	0.00	0.0%
Certificated Pupil Support Salaries		1200	0.00	0.00	0.00	0.00	0.00	0.0%
Certificated Supervisors' and Administrators' Salaries		1300	0.00	0.00	0.00	0.00	0.00	0.0%
Other Certificated Salaries		1900	0.00	0.00	0.00	0.00	0.00	0.0%
TOTAL, CERTIFICATED SALARIES			0.00	0.00	0.00	0.00	0.00	0.0%
CLASSIFIED SALARIES								
Classified Instructional Salaries		2100	0.00	0.00	0.00	0.00	0.00	0.0%
Classified Support Salaries		2200	0.00	0.00	0.00	0.00	0.00	0.0%
Classified Supervisors' and Administrators' Salaries		2300	0.00	0.00	0.00	0.00	0.00	0.0%
Clerical, Technical and Office Salaries		2400	0.00	0.00	0.00	0.00	0.00	0.0%
Other Classified Salaries		2900	0.00	0.00	0.00	0.00	0.00	0.0%
TOTAL, CLASSIFIED SALARIES			0.00	0.00	0.00	0.00	0.00	0.0%
EMPLOYEE BENEFITS								
STRS		3101-3102	0.00	0.00	0.00	0.00	0.00	0.0%
PERS		3201-3202	0.00	0.00	0.00	0.00	0.00	0.0%
OASDI/Medicare/Alternative		3301-3302	0.00	0.00	0.00	0.00	0.00	0.0%
Health and Welfare Benefits		3401-3402	0.00	0.00	0.00	0.00	0.00	0.0%
Unemployment Insurance		3501-3502	0.00	0.00	0.00	0.00	0.00	0.0%
Workers' Compensation		3601-3602	0.00	0.00	0.00	0.00	0.00	0.0%
OPEB, Allocated		3701-3702	0.00	0.00	0.00	0.00	0.00	0.0%
OPEB, Active Employees		3751-3752	0.00	0.00	0.00	0.00	0.00	0.0%
Other Employee Benefits		3901-3902	0.00	0.00	0.00	0.00	0.00	0.0%
TOTAL, EMPLOYEE BENEFITS			0.00	0.00	0.00	0.00	0.00	0.0%
BOOKS AND SUPPLIES								
Materials and Supplies		4300	145,000.00	145,000.00	0.00	145,000.00	0.00	0.0%
Noncapitalized Equipment		4400	0.00	0.00	0.00	0.00	0.00	0.0%
TOTAL, BOOKS AND SUPPLIES			145,000.00	145,000.00	0.00	145,000.00	0.00	0.0%
SERVICES AND OTHER OPERATING EXPENDITURES								
Subagreements for Services		5100	0.00	0.00	0.00	0.00	0.00	0.0%
Dues and Memberships		5300	0.00	0.00	0.00	0.00	0.00	0.0%
Insurance		5400-5450	0.00	0.00	0.00	0.00	0.00	0.0%
Rentals, Leases, Repairs, and Noncapitalized Improvements		5600	0.00	0.00	0.00	0.00	0.00	0.0%
Transfers of Direct Costs - Interfund		5750	0.00	0.00	0.00	0.00	0.00	0.0%
Professional/Consulting Services and Operating Expenditures		5800	145,000.00	145,000.00	0.00	145,000.00	0.00	0.0%
Communications		5900	0.00	0.00	0.00	0.00	0.00	0.0%
TOTAL, SERVICES AND OTHER OPERATING EXPENDITURES			145,000.00	145,000.00	0.00	145,000.00	0.00	0.0%
CAPITAL OUTLAY								
Equipment		6400	0.00	0.00	0.00	0.00	0.00	0.0%
Equipment Replacement		6500	0.00	0.00	0.00	0.00	0.00	0.0%
Lease Assets		6600	0.00	0.00	0.00	0.00	0.00	0.0%
Subscription Assets		6700	0.00	0.00	0.00	0.00	0.00	0.0%
TOTAL, CAPITAL OUTLAY			0.00	0.00	0.00	0.00	0.00	0.0%

Description	Resource Codes	Object Codes	Original Budget (A)	Board Approved Operating Budget (B)	Actuals To Date (C)	Projected Year Totals (D)	Difference (Col B & D) (E)	% Diff Column B & D (F)
OTHER OUTGO - TRANSFERS OF INDIRECT COSTS								
Transfers of Indirect Costs - Interfund		7350	0.00	0.00	0.00	0.00	0.00	0.0%
TOTAL, OTHER OUTGO - TRANSFERS OF INDIRECT COSTS			0.00	0.00	0.00	0.00	0.00	0.0%
TOTAL, EXPENDITURES			290,000.00	290,000.00	0.00	290,000.00		
INTERFUND TRANSFERS								
INTERFUND TRANSFERS IN								
Other Authorized Interfund Transfers In		8919	0.00	0.00	0.00	0.00	0.00	0.0%
(a) TOTAL, INTERFUND TRANSFERS IN			0.00	0.00	0.00	0.00	0.00	0.0%
INTERFUND TRANSFERS OUT								
Other Authorized Interfund Transfers Out		7619	0.00	0.00	0.00	0.00	0.00	0.0%
(b) TOTAL, INTERFUND TRANSFERS OUT			0.00	0.00	0.00	0.00	0.00	0.0%
OTHER SOURCES/USES								
SOURCES								
Proceeds from Disposal of Capital Assets		8953	0.00	0.00	0.00	0.00	0.00	0.0%
Transfers from Funds of Lapsed/Reorganized LEAs		8965	0.00	0.00	0.00	0.00	0.00	0.0%
Proceeds from Leases		8972	0.00	0.00	0.00	0.00	0.00	0.0%
Proceeds from SBITAs		8974	0.00	0.00	0.00	0.00	0.00	0.0%
(c) TOTAL, SOURCES			0.00	0.00	0.00	0.00	0.00	0.0%
USES								
Transfers of Funds from Lapsed/Reorganized LEAs		7651	0.00	0.00	0.00	0.00	0.00	0.0%
(d) TOTAL, USES			0.00	0.00	0.00	0.00	0.00	0.0%
CONTRIBUTIONS								
Contributions from Unrestricted Revenues		8980	0.00	0.00	0.00	0.00	0.00	0.0%
Contributions from Restricted Revenues		8990	0.00	0.00	0.00	0.00	0.00	0.0%
(e) TOTAL, CONTRIBUTIONS			0.00	0.00	0.00	0.00	0.00	0.0%
TOTAL, OTHER FINANCING SOURCES/USES								
(a - b + c - d + e)			0.00	0.00	0.00	0.00		

Resource	Description	2025-26 Project Year Totals
8210	Student Activity Funds	211,866.95
Total, Restricted Balance		211,866.95



Adult Education Fund (11)

This fund is used to account separately for federal, state, and local revenues that are restricted or committed for adult education programs. The principal revenues in this fund are: • LCFF Transfers • Adult Education Program • Workforce Innovation and Opportunity Act • Other Federal Revenue (e.g., Adult Basic Education) • All Other State Revenue • Interest • Adult Education Fees • All Other Local Revenue Money in this fund shall be expended for adult education purposes only.

Except for moneys received pursuant to the Local Control Funding Formula, moneys received for programs for specifically designated pupils shall not be expended for adult education (Education Code sections 52616 and 52501.5). Expenditures in this fund may be made only for direct instructional costs and direct support costs, and indirect costs as specified in Education Code Section 52616.4. Other educational programs and activities that are administered by adult education staff but do not specifically serve adults should be expended in the LEA's general fund.

2025-26 Second Interim changes-Reduction in revenue.

Description	Resource Codes	Object Codes	Original Budget (A)	Board Approved Operating Budget (B)	Actuals To Date (C)	Projected Year Totals (D)	Difference (Col B & D) (E)	% Diff Column B & D (F)
A. REVENUES								
1) LCFF Sources		8010-8099	0.00	0.00	0.00	0.00	0.00	0.0%
2) Federal Revenue		8100-8299	8,000.00	8,000.00	1,504.00	8,000.00	0.00	0.0%
3) Other State Revenue		8300-8599	118,207.13	187,585.00	62,528.36	117,413.00	(70,172.00)	-37.4%
4) Other Local Revenue		8600-8799	5,256.40	5,256.40	2,842.73	5,256.40	0.00	0.0%
5) TOTAL, REVENUES			131,463.53	200,841.40	66,875.09	130,669.40		
B. EXPENDITURES								
1) Certificated Salaries		1000-1999	144,856.02	144,855.97	79,012.38	144,856.00	(.03)	0.0%
2) Classified Salaries		2000-2999	11,712.93	0.00	0.00	0.00	0.00	0.0%
3) Employee Benefits		3000-3999	32,323.35	32,419.96	16,944.22	31,784.30	635.66	2.0%
4) Books and Supplies		4000-4999	20,101.86	61,371.44	13,514.05	90,649.28	(29,277.84)	-47.7%
5) Services and Other Operating Expenditures		5000-5999	25,327.00	25,327.00	6,586.03	24,827.00	500.00	2.0%
6) Capital Outlay		6000-6999	0.00	0.00	0.00	0.00	0.00	0.0%
7) Other Outgo (excluding Transfers of Indirect Costs)		7100-7299,7400-7499	0.00	0.00	0.00	0.00	0.00	0.0%
8) Other Outgo - Transfers of Indirect Costs		7300-7399	0.00	0.00	0.00	0.00	0.00	0.0%
9) TOTAL, EXPENDITURES			234,321.16	263,974.37	116,056.68	292,116.58		
C. EXCESS (DEFICIENCY) OF REVENUES OVER EXPENDITURES BEFORE OTHER FINANCING SOURCES AND USES (A5 - B9)			(102,857.63)	(63,132.97)	(49,181.59)	(161,447.18)		
D. OTHER FINANCING SOURCES/USES								
1) Interfund Transfers								
a) Transfers In		8900-8929	102,000.00	0.00	0.00	38,979.78	38,979.78	New
b) Transfers Out		7600-7629	0.00	0.00	0.00	0.00	0.00	0.0%
2) Other Sources/Uses								
a) Sources		8930-8979	0.00	0.00	0.00	0.00	0.00	0.0%
b) Uses		7630-7699	0.00	0.00	0.00	0.00	0.00	0.0%
3) Contributions		8980-8999	0.00	0.00	0.00	0.00	0.00	0.0%
4) TOTAL, OTHER FINANCING SOURCES/USES			102,000.00	0.00	0.00	38,979.78		
E. NET INCREASE (DECREASE) IN FUND BALANCE (C + D4)			(857.63)	(63,132.97)	(49,181.59)	(122,467.40)		
F. FUND BALANCE, RESERVES								
1) Beginning Fund Balance								
a) As of July 1 - Unaudited		9791	122,467.40	122,467.40		122,467.40	0.00	0.0%
b) Audit Adjustments		9793	0.00	0.00		0.00	0.00	0.0%
c) As of July 1 - Audited (F1a + F1b)			122,467.40	122,467.40		122,467.40		
d) Other Restatements		9795	0.00	0.00		0.00	0.00	0.0%
e) Adjusted Beginning Balance (F1c + F1d)			122,467.40	122,467.40		122,467.40		
2) Ending Balance, June 30 (E + F1e)			121,609.77	59,334.43		0.00		
Components of Ending Fund Balance								
a) Nonspendable								
Revolving Cash		9711	0.00	0.00		0.00		
Stores		9712	0.00	0.00		0.00		
Prepaid Items		9713	0.00	0.00		0.00		
All Others		9719	0.00	0.00		0.00		
b) Restricted		9740	64,640.44	0.00		0.00		
c) Committed								
Stabilization Arrangements		9750	0.00	0.00		0.00		
Other Commitments		9760	0.00	0.00		0.00		
d) Assigned								
Other Assignments		9780	56,969.33	59,334.43		0.00		

Description	Resource Codes	Object Codes	Original Budget (A)	Board Approved Operating Budget (B)	Actuals To Date (C)	Projected Year Totals (D)	Difference (Col B & D) (E)	% Diff Column B & D (F)
e) Unassigned/Unappropriated								
Reserve for Economic Uncertainties		9789	0.00	0.00		0.00		
Unassigned/Unappropriated Amount		9790	0.00	0.00		0.00		
LCFF SOURCES								
LCFF Transfers								
LCFF Transfers - Current Year		8091	0.00	0.00	0.00	0.00	0.00	0.0%
LCFF Transfers - Prior Years		8099	0.00	0.00	0.00	0.00	0.00	0.0%
TOTAL, LCFF SOURCES			0.00	0.00	0.00	0.00	0.00	0.0%
FEDERAL REVENUE								
Interagency Contracts Between LEAs		8285	0.00	0.00	0.00	0.00	0.00	0.0%
Pass-Through Revenues From Federal Sources		8287	0.00	0.00	0.00	0.00	0.00	0.0%
Career and Technical Education	3500-3599	8290	0.00	0.00	0.00	0.00	0.00	0.0%
All Other Federal Revenue	All Other	8290	8,000.00	8,000.00	1,504.00	8,000.00	0.00	0.0%
TOTAL, FEDERAL REVENUE			8,000.00	8,000.00	1,504.00	8,000.00	0.00	0.0%
OTHER STATE REVENUE								
Other State Apportionments								
All Other State Apportionments - Current Year		8311	0.00	0.00	0.00	0.00	0.00	0.0%
All Other State Apportionments - Prior Years		8319	0.00	0.00	0.00	0.00	0.00	0.0%
Pass-Through Revenues from State Sources		8587	0.00	0.00	0.00	0.00	0.00	0.0%
Adult Education Program	6391	8590	118,207.13	187,585.00	62,528.36	117,413.00	(70,172.00)	-37.4%
All Other State Revenue	All Other	8590	0.00	0.00	0.00	0.00	0.00	0.0%
TOTAL, OTHER STATE REVENUE			118,207.13	187,585.00	62,528.36	117,413.00	(70,172.00)	-37.4%
OTHER LOCAL REVENUE								
Sales								
Sale of Equipment/Supplies		8631	0.00	0.00	0.00	0.00	0.00	0.0%
Leases and Rentals		8650	0.00	0.00	0.00	0.00	0.00	0.0%
Interest		8660	3,910.22	3,910.22	2,072.75	3,910.22	0.00	0.0%
Net Increase (Decrease) in the Fair Value of Investments		8662	0.00	0.00	769.98	0.00	0.00	0.0%
Fees and Contracts								
Adult Education Fees		8671	0.00	0.00	0.00	0.00	0.00	0.0%
Interagency Services		8677	0.00	0.00	0.00	0.00	0.00	0.0%
Other Local Revenue								
All Other Local Revenue		8699	1,346.18	1,346.18	0.00	1,346.18	0.00	0.0%
Tuition		8710	0.00	0.00	0.00	0.00	0.00	0.0%
TOTAL, OTHER LOCAL REVENUE			5,256.40	5,256.40	2,842.73	5,256.40	0.00	0.0%
TOTAL, REVENUES			131,463.53	200,841.40	66,875.09	130,669.40		
CERTIFICATED SALARIES								
Certificated Teachers' Salaries		1100	0.00	0.00	0.00	0.00	0.00	0.0%
Certificated Pupil Support Salaries		1200	0.00	0.00	0.00	0.00	0.00	0.0%
Certificated Supervisors' and Administrators' Salaries		1300	144,856.02	144,855.97	79,012.38	144,856.00	(.03)	0.0%
Other Certificated Salaries		1900	0.00	0.00	0.00	0.00	0.00	0.0%
TOTAL, CERTIFICATED SALARIES			144,856.02	144,855.97	79,012.38	144,856.00	(.03)	0.0%
CLASSIFIED SALARIES								
Classified Instructional Salaries		2100	0.00	0.00	0.00	0.00	0.00	0.0%
Classified Support Salaries		2200	11,712.93	0.00	0.00	0.00	0.00	0.0%
Classified Supervisors' and Administrators' Salaries		2300	0.00	0.00	0.00	0.00	0.00	0.0%
Clerical, Technical and Office Salaries		2400	0.00	0.00	0.00	0.00	0.00	0.0%
Other Classified Salaries		2900	0.00	0.00	0.00	0.00	0.00	0.0%
TOTAL, CLASSIFIED SALARIES			11,712.93	0.00	0.00	0.00	0.00	0.0%

Description	Resource Codes	Object Codes	Original Budget (A)	Board Approved Operating Budget (B)	Actuals To Date (C)	Projected Year Totals (D)	Difference (Col B & D) (E)	% Diff Column B & D (F)
EMPLOYEE BENEFITS								
STRS		3101-3102	27,667.58	27,667.00	15,091.38	27,667.49	(.49)	0.0%
PERS		3201-3202	0.00	0.00	0.00	0.00	0.00	0.0%
OASDI/Medicare/Alternative		3301-3302	2,745.66	2,894.39	928.47	2,279.08	615.31	21.3%
Health and Welfare Benefits		3401-3402	0.00	0.00	0.00	0.00	0.00	0.0%
Unemployment Insurance		3501-3502	78.24	79.12	39.48	78.28	.84	1.1%
Workers' Compensation		3601-3602	1,831.87	1,779.45	884.89	1,759.45	20.00	1.1%
OPEB, Allocated		3701-3702	0.00	0.00	0.00	0.00	0.00	0.0%
OPEB, Active Employees		3751-3752	0.00	0.00	0.00	0.00	0.00	0.0%
Other Employee Benefits		3901-3902	0.00	0.00	0.00	0.00	0.00	0.0%
TOTAL, EMPLOYEE BENEFITS			32,323.35	32,419.96	16,944.22	31,784.30	635.66	2.0%
BOOKS AND SUPPLIES								
Approved Textbooks and Core Curricula Materials		4100	8,256.88	11,847.88	10,424.00	87,125.72	(75,277.84)	-635.4%
Books and Other Reference Materials		4200	8,304.01	.01	0.00	.01	0.00	0.0%
Materials and Supplies		4300	3,540.97	46,433.55	0.00	433.55	46,000.00	99.1%
Noncapitalized Equipment		4400	0.00	3,090.00	3,090.05	3,090.00	0.00	0.0%
TOTAL, BOOKS AND SUPPLIES			20,101.86	61,371.44	13,514.05	90,649.28	(29,277.84)	-47.7%
SERVICES AND OTHER OPERATING EXPENDITURES								
Subagreements for Services		5100	0.00	0.00	0.00	0.00	0.00	0.0%
Travel and Conferences		5200	795.00	795.00	0.00	295.00	500.00	62.9%
Dues and Memberships		5300	0.00	0.00	0.00	0.00	0.00	0.0%
Insurance		5400-5450	0.00	0.00	0.00	0.00	0.00	0.0%
Operations and Housekeeping Services		5500	0.00	0.00	0.00	0.00	0.00	0.0%
Rentals, Leases, Repairs, and Noncapitalized Improvements		5600	16,000.00	16,000.00	1,940.85	16,000.00	0.00	0.0%
Transfers of Direct Costs		5710	0.00	0.00	0.00	0.00	0.00	0.0%
Transfers of Direct Costs - Interfund		5750	0.00	0.00	0.00	0.00	0.00	0.0%
Professional/Consulting Services and Operating Expenditures		5800	0.00	0.00	0.00	0.00	0.00	0.0%
Communications		5900	8,532.00	8,532.00	4,645.18	8,532.00	0.00	0.0%
TOTAL, SERVICES AND OTHER OPERATING EXPENDITURES			25,327.00	25,327.00	6,586.03	24,827.00	500.00	2.0%
CAPITAL OUTLAY								
Land		6100	0.00	0.00	0.00	0.00	0.00	0.0%
Land Improvements		6170	0.00	0.00	0.00	0.00	0.00	0.0%
Buildings and Improvements of Buildings		6200	0.00	0.00	0.00	0.00	0.00	0.0%
Equipment		6400	0.00	0.00	0.00	0.00	0.00	0.0%
Equipment Replacement		6500	0.00	0.00	0.00	0.00	0.00	0.0%
Lease Assets		6600	0.00	0.00	0.00	0.00	0.00	0.0%
Subscription Assets		6700	0.00	0.00	0.00	0.00	0.00	0.0%
TOTAL, CAPITAL OUTLAY			0.00	0.00	0.00	0.00	0.00	0.0%
OTHER OUTGO (excluding Transfers of Indirect Costs)								
Tuition								
Tuition, Excess Costs, and/or Deficit Payments								
Payments to Districts or Charter Schools		7141	0.00	0.00	0.00	0.00	0.00	0.0%
Payments to County Offices		7142	0.00	0.00	0.00	0.00	0.00	0.0%
Payments to JPAs		7143	0.00	0.00	0.00	0.00	0.00	0.0%
Other Transfers Out								
Transfers of Pass-Through Revenues								
To Districts or Charter Schools		7211	0.00	0.00	0.00	0.00	0.00	0.0%
To County Offices		7212	0.00	0.00	0.00	0.00	0.00	0.0%
To JPAs		7213	0.00	0.00	0.00	0.00	0.00	0.0%

Description	Resource Codes	Object Codes	Original Budget (A)	Board Approved Operating Budget (B)	Actuals To Date (C)	Projected Year Totals (D)	Difference (Col B & D) (E)	% Diff Column B & D (F)
Debt Service								
Debt Service - Interest		7438	0.00	0.00	0.00	0.00	0.00	0.0%
Other Debt Service - Principal		7439	0.00	0.00	0.00	0.00	0.00	0.0%
TOTAL, OTHER OUTGO (excluding Transfers of Indirect Costs)			0.00	0.00	0.00	0.00	0.00	0.0%
OTHER OUTGO - TRANSFERS OF INDIRECT COSTS								
Transfers of Indirect Costs - Interfund		7350	0.00	0.00	0.00	0.00	0.00	0.0%
TOTAL, OTHER OUTGO - TRANSFERS OF INDIRECT COSTS			0.00	0.00	0.00	0.00	0.00	0.0%
TOTAL, EXPENDITURES			234,321.16	263,974.37	116,056.68	292,116.58		
INTERFUND TRANSFERS								
INTERFUND TRANSFERS IN								
Other Authorized Interfund Transfers In		8919	102,000.00	0.00	0.00	38,979.78	38,979.78	New
(a) TOTAL, INTERFUND TRANSFERS IN			102,000.00	0.00	0.00	38,979.78	38,979.78	New
INTERFUND TRANSFERS OUT								
To: State School Building Fund/County School Facilities Fund		7613	0.00	0.00	0.00	0.00	0.00	0.0%
Other Authorized Interfund Transfers Out		7619	0.00	0.00	0.00	0.00	0.00	0.0%
(b) TOTAL, INTERFUND TRANSFERS OUT			0.00	0.00	0.00	0.00	0.00	0.0%
OTHER SOURCES/USES								
SOURCES								
Other Sources								
Transfers from Funds of Lapsed/Reorganized LEAs		8965	0.00	0.00	0.00	0.00	0.00	0.0%
Long-Term Debt Proceeds								
Proceeds from Certificates of Participation		8971	0.00	0.00	0.00	0.00	0.00	0.0%
Proceeds from Leases		8972	0.00	0.00	0.00	0.00	0.00	0.0%
Proceeds from SBITAs		8974	0.00	0.00	0.00	0.00	0.00	0.0%
All Other Financing Sources		8979	0.00	0.00	0.00	0.00	0.00	0.0%
(c) TOTAL, SOURCES			0.00	0.00	0.00	0.00	0.00	0.0%
USES								
Transfers of Funds from Lapsed/Reorganized LEAs		7651	0.00	0.00	0.00	0.00	0.00	0.0%
All Other Financing Uses		7699	0.00	0.00	0.00	0.00	0.00	0.0%
(d) TOTAL, USES			0.00	0.00	0.00	0.00	0.00	0.0%
CONTRIBUTIONS								
Contributions from Unrestricted Revenues		8980	0.00	0.00	0.00	0.00	0.00	0.0%
Contributions from Restricted Revenues		8990	0.00	0.00	0.00	0.00	0.00	0.0%
(e) TOTAL, CONTRIBUTIONS			0.00	0.00	0.00	0.00	0.00	0.0%
TOTAL, OTHER FINANCING SOURCES/USES								
(a - b + c - d + e)			102,000.00	0.00	0.00	38,979.78		

Resource	Description	2025-26 Projected Totals
Total, Restricted Balance		0.00



Cafeteria Special Revenue Fund (13)

This fund is used to account separately for federal, state, and local resources to operate the food service program (Education Code sections 38090 and 38093). The principal revenues in this fund are: • Child Nutrition Programs (Federal) • Child Nutrition Programs (State) • Food Service Sales • Interest • All Other Local Revenue.

The Cafeteria Special Revenue Fund (Fund 13) shall be used only for those expenditures authorized by the governing board as necessary for the operation of the LEA's food service program (Education Code sections 38091 and 38100).

2025-26 Second Interim changes-Minor increase in revenue and expenses.

Description	Resource Codes	Object Codes	Original Budget (A)	Board Approved Operating Budget (B)	Actuals To Date (C)	Projected Year Totals (D)	Difference (Col B & D) (E)	% Diff Column B & D (F)
A. REVENUES								
1) LCFF Sources		8010-8099	0.00	0.00	0.00	0.00	0.00	0.0%
2) Federal Revenue		8100-8299	783,661.25	783,661.25	516,434.56	797,207.25	13,546.00	1.7%
3) Other State Revenue		8300-8599	189,794.01	189,794.01	99,085.43	189,794.01	0.00	0.0%
4) Other Local Revenue		8600-8799	39,486.77	39,486.77	40,720.70	39,486.77	0.00	0.0%
5) TOTAL, REVENUES			1,012,942.03	1,012,942.03	656,240.69	1,026,488.03		
B. EXPENDITURES								
1) Certificated Salaries		1000-1999	0.00	0.00	0.00	0.00	0.00	0.0%
2) Classified Salaries		2000-2999	424,665.28	438,415.28	241,896.89	438,415.28	0.00	0.0%
3) Employee Benefits		3000-3999	179,765.48	202,965.48	107,978.07	202,965.48	0.00	0.0%
4) Books and Supplies		4000-4999	478,336.89	478,336.89	209,232.54	497,882.89	(19,546.00)	-4.1%
5) Services and Other Operating Expenditures		5000-5999	139,304.01	169,129.01	106,902.58	166,629.01	2,500.00	1.5%
6) Capital Outlay		6000-6999	0.00	0.00	0.00	0.00	0.00	0.0%
7) Other Outgo (excluding Transfers of Indirect Costs)		7100-7299,7400-7499	0.00	0.00	0.00	0.00	0.00	0.0%
8) Other Outgo - Transfers of Indirect Costs		7300-7399	0.00	52,620.00	0.00	52,620.00	0.00	0.0%
9) TOTAL, EXPENDITURES			1,222,071.66	1,341,466.66	666,010.08	1,358,512.66		
C. EXCESS (DEFICIENCY) OF REVENUES OVER EXPENDITURES BEFORE OTHER FINANCING SOURCES AND USES (A5 - B9)			(209,129.63)	(328,524.63)	(9,769.39)	(332,024.63)		
D. OTHER FINANCING SOURCES/USES								
1) Interfund Transfers								
a) Transfers In		8900-8929	0.00	0.00	0.00	0.00	0.00	0.0%
b) Transfers Out		7600-7629	0.00	0.00	0.00	0.00	0.00	0.0%
2) Other Sources/Uses								
a) Sources		8930-8979	0.00	0.00	0.00	0.00	0.00	0.0%
b) Uses		7630-7699	0.00	0.00	0.00	0.00	0.00	0.0%
3) Contributions		8980-8999	0.00	0.00	0.00	0.00	0.00	0.0%
4) TOTAL, OTHER FINANCING SOURCES/USES			0.00	0.00	0.00	0.00		
E. NET INCREASE (DECREASE) IN FUND BALANCE (C + D4)			(209,129.63)	(328,524.63)	(9,769.39)	(332,024.63)		
F. FUND BALANCE, RESERVES								
1) Beginning Fund Balance								
a) As of July 1 - Unaudited		9791	1,365,327.72	1,365,327.72		1,365,327.72	0.00	0.0%
b) Audit Adjustments		9793	0.00	0.00		0.00	0.00	0.0%
c) As of July 1 - Audited (F1a + F1b)			1,365,327.72	1,365,327.72		1,365,327.72		
d) Other Restatements		9795	0.00	0.00		0.00	0.00	0.0%
e) Adjusted Beginning Balance (F1c + F1d)			1,365,327.72	1,365,327.72		1,365,327.72		
2) Ending Balance, June 30 (E + F1e)			1,156,198.09	1,036,803.09		1,033,303.09		
Components of Ending Fund Balance								
a) Nonspendable								
Revolving Cash		9711	0.00	0.00		0.00		
Stores		9712	0.00	0.00		0.00		
Prepaid Items		9713	0.00	0.00		0.00		
All Others		9719	0.00	0.00		0.00		
b) Restricted		9740	1,016,943.47	897,548.47		894,048.47		
c) Committed								
Stabilization Arrangements		9750	0.00	0.00		0.00		
Other Commitments		9760	0.00	0.00		0.00		
d) Assigned								
Other Assignments		9780	139,254.62	139,254.62		139,254.62		

Description	Resource Codes	Object Codes	Original Budget (A)	Board Approved Operating Budget (B)	Actuals To Date (C)	Projected Year Totals (D)	Difference (Col B & D) (E)	% Diff Column B & D (F)
e) Unassigned/Unappropriated								
Reserve for Economic Uncertainties		9789	0.00	0.00		0.00		
Unassigned/Unappropriated Amount		9790	0.00	0.00		0.00		
FEDERAL REVENUE								
Child Nutrition Programs		8220	783,661.25	783,661.25	516,434.56	797,207.25	13,546.00	1.7%
Donated Food Commodities		8221	0.00	0.00	0.00	0.00	0.00	0.0%
All Other Federal Revenue		8290	0.00	0.00	0.00	0.00	0.00	0.0%
TOTAL, FEDERAL REVENUE			783,661.25	783,661.25	516,434.56	797,207.25	13,546.00	1.7%
OTHER STATE REVENUE								
Child Nutrition Programs		8520	189,794.01	189,794.01	99,085.43	189,794.01	0.00	0.0%
All Other State Revenue		8590	0.00	0.00	0.00	0.00	0.00	0.0%
TOTAL, OTHER STATE REVENUE			189,794.01	189,794.01	99,085.43	189,794.01	0.00	0.0%
OTHER LOCAL REVENUE								
Sales								
Sale of Equipment/Supplies		8631	0.00	0.00	0.00	0.00	0.00	0.0%
Food Service Sales		8634	0.00	0.00	0.00	0.00	0.00	0.0%
Leases and Rentals		8650	0.00	0.00	0.00	0.00	0.00	0.0%
Interest		8660	36,402.73	36,402.73	27,894.72	36,402.73	0.00	0.0%
Net Increase (Decrease) in the Fair Value of Investments		8662	0.00	0.00	12,825.98	0.00	0.00	0.0%
Fees and Contracts								
Interagency Services		8677	0.00	0.00	0.00	0.00	0.00	0.0%
Other Local Revenue								
All Other Local Revenue		8699	3,084.04	3,084.04	0.00	3,084.04	0.00	0.0%
TOTAL, OTHER LOCAL REVENUE			39,486.77	39,486.77	40,720.70	39,486.77	0.00	0.0%
TOTAL, REVENUES			1,012,942.03	1,012,942.03	656,240.69	1,026,488.03		
CERTIFICATED SALARIES								
Certificated Supervisors' and Administrators' Salaries		1300	0.00	0.00	0.00	0.00	0.00	0.0%
Other Certificated Salaries		1900	0.00	0.00	0.00	0.00	0.00	0.0%
TOTAL, CERTIFICATED SALARIES			0.00	0.00	0.00	0.00	0.00	0.0%
CLASSIFIED SALARIES								
Classified Support Salaries		2200	424,665.28	437,415.28	241,260.27	437,415.28	0.00	0.0%
Classified Supervisors' and Administrators' Salaries		2300	0.00	0.00	0.00	0.00	0.00	0.0%
Clerical, Technical and Office Salaries		2400	0.00	1,000.00	636.62	1,000.00	0.00	0.0%
Other Classified Salaries		2900	0.00	0.00	0.00	0.00	0.00	0.0%
TOTAL, CLASSIFIED SALARIES			424,665.28	438,415.28	241,896.89	438,415.28	0.00	0.0%
EMPLOYEE BENEFITS								
STRS		3101-3102	0.00	0.00	0.00	0.00	0.00	0.0%
PERS		3201-3202	86,912.53	92,212.53	50,563.23	92,212.53	0.00	0.0%
OASDI/Medicare/Alternative		3301-3302	31,905.09	32,810.09	17,613.94	32,810.09	0.00	0.0%
Health and Welfare Benefits		3401-3402	55,766.61	72,661.61	36,970.81	72,661.61	0.00	0.0%
Unemployment Insurance		3501-3502	212.66	212.66	120.97	212.66	0.00	0.0%
Workers' Compensation		3601-3602	4,968.59	5,068.59	2,709.12	5,068.59	0.00	0.0%
OPEB, Allocated		3701-3702	0.00	0.00	0.00	0.00	0.00	0.0%
OPEB, Active Employees		3751-3752	0.00	0.00	0.00	0.00	0.00	0.0%
Other Employee Benefits		3901-3902	0.00	0.00	0.00	0.00	0.00	0.0%
TOTAL, EMPLOYEE BENEFITS			179,765.48	202,965.48	107,978.07	202,965.48	0.00	0.0%
BOOKS AND SUPPLIES								
Books and Other Reference Materials		4200	0.00	0.00	0.00	0.00	0.00	0.0%
Materials and Supplies		4300	52,225.29	52,225.29	23,296.19	58,225.29	(6,000.00)	-11.5%

Description	Resource Codes	Object Codes	Original Budget (A)	Board Approved Operating Budget (B)	Actuals To Date (C)	Projected Year Totals (D)	Difference (Col B & D) (E)	% Diff Column B & D (F)
Noncapitalized Equipment		4400	70,124.70	70,124.70	6,046.87	70,124.70	0.00	0.0%
Food		4700	355,986.90	355,986.90	179,889.48	369,532.90	(13,546.00)	-3.8%
TOTAL, BOOKS AND SUPPLIES			478,336.89	478,336.89	209,232.54	497,882.89	(19,546.00)	-4.1%
SERVICES AND OTHER OPERATING EXPENDITURES								
Subagreements for Services		5100	0.00	0.00	0.00	0.00	0.00	0.0%
Travel and Conferences		5200	0.00	15,000.00	17,487.32	18,500.00	(3,500.00)	-23.3%
Dues and Memberships		5300	0.00	0.00	0.00	0.00	0.00	0.0%
Insurance		5400-5450	0.00	0.00	0.00	0.00	0.00	0.0%
Operations and Housekeeping Services		5500	0.00	0.00	0.00	0.00	0.00	0.0%
Rentals, Leases, Repairs, and Noncapitalized Improvements		5600	13,343.25	18,343.25	0.00	18,343.25	0.00	0.0%
Transfers of Direct Costs		5710	0.00	0.00	0.00	0.00	0.00	0.0%
Transfers of Direct Costs - Interfund		5750	0.00	0.00	0.00	0.00	0.00	0.0%
Professional/Consulting Services and Operating Expenditures		5800	125,960.76	135,785.76	89,415.26	129,785.76	6,000.00	4.4%
Communications		5900	0.00	0.00	0.00	0.00	0.00	0.0%
TOTAL, SERVICES AND OTHER OPERATING EXPENDITURES			139,304.01	169,129.01	106,902.58	166,629.01	2,500.00	1.5%
CAPITAL OUTLAY								
Buildings and Improvements of Buildings		6200	0.00	0.00	0.00	0.00	0.00	0.0%
Equipment		6400	0.00	0.00	0.00	0.00	0.00	0.0%
Equipment Replacement		6500	0.00	0.00	0.00	0.00	0.00	0.0%
Lease Assets		6600	0.00	0.00	0.00	0.00	0.00	0.0%
Subscription Assets		6700	0.00	0.00	0.00	0.00	0.00	0.0%
TOTAL, CAPITAL OUTLAY			0.00	0.00	0.00	0.00	0.00	0.0%
OTHER OUTGO (excluding Transfers of Indirect Costs)								
Debt Service								
Debt Service - Interest		7438	0.00	0.00	0.00	0.00	0.00	0.0%
Other Debt Service - Principal		7439	0.00	0.00	0.00	0.00	0.00	0.0%
TOTAL, OTHER OUTGO (excluding Transfers of Indirect Costs)			0.00	0.00	0.00	0.00	0.00	0.0%
OTHER OUTGO - TRANSFERS OF INDIRECT COSTS								
Transfers of Indirect Costs - Interfund		7350	0.00	52,620.00	0.00	52,620.00	0.00	0.0%
TOTAL, OTHER OUTGO - TRANSFERS OF INDIRECT COSTS			0.00	52,620.00	0.00	52,620.00	0.00	0.0%
TOTAL, EXPENDITURES			1,222,071.66	1,341,466.66	666,010.08	1,358,512.66		
INTERFUND TRANSFERS								
INTERFUND TRANSFERS IN								
From: General Fund		8916	0.00	0.00	0.00	0.00	0.00	0.0%
Other Authorized Interfund Transfers In		8919	0.00	0.00	0.00	0.00	0.00	0.0%
(a) TOTAL, INTERFUND TRANSFERS IN			0.00	0.00	0.00	0.00	0.00	0.0%
INTERFUND TRANSFERS OUT								
Other Authorized Interfund Transfers Out		7619	0.00	0.00	0.00	0.00	0.00	0.0%
(b) TOTAL, INTERFUND TRANSFERS OUT			0.00	0.00	0.00	0.00	0.00	0.0%
OTHER SOURCES/USES								
SOURCES								
Other Sources								
Transfers from Funds of Lapsed/Reorganized LEAs		8965	0.00	0.00	0.00	0.00	0.00	0.0%
Long-Term Debt Proceeds								
Proceeds from Leases		8972	0.00	0.00	0.00	0.00	0.00	0.0%
Proceeds from SBITAs		8974	0.00	0.00	0.00	0.00	0.00	0.0%
All Other Financing Sources		8979	0.00	0.00	0.00	0.00	0.00	0.0%
(c) TOTAL, SOURCES			0.00	0.00	0.00	0.00	0.00	0.0%
USES								

Description	Resource Codes	Object Codes	Original Budget (A)	Board Approved Operating Budget (B)	Actuals To Date (C)	Projected Year Totals (D)	Difference (Col B & D) (E)	% Diff Column B & D (F)
Transfers of Funds from Lapsed/Reorganized LEAs		7651	0.00	0.00	0.00	0.00	0.00	0.0%
All Other Financing Uses		7699	0.00	0.00	0.00	0.00	0.00	0.0%
(d) TOTAL, USES			0.00	0.00	0.00	0.00	0.00	0.0%
CONTRIBUTIONS								
Contributions from Unrestricted Revenues		8980	**0.00**	**0.00**	**0.00**	**0.00**	**0.00**	**0.0%**
Contributions from Restricted Revenues		8990	**0.00**	**0.00**	**0.00**	**0.00**	**0.00**	**0.0%**
(e) TOTAL, CONTRIBUTIONS			**0.00**	**0.00**	**0.00**	**0.00**	**0.00**	**0.0%**
TOTAL, OTHER FINANCING SOURCES/USES								
(a - b + c - d + e)			0.00	0.00	0.00	0.00		

Resource	Description	2025-26 Projected Totals
5310	Child Nutrition: School Programs (e.g., School Lunch, School Breakfast, Milk, Pregnant & Lactating Students)	459,108.71
5316	Child Nutrition: COVID CARES Act Supplemental Meal Reimbursement	51,141.75
5320	Child Nutrition: Child Care Food Program (CCFP) Claims-Centers and Family Day Care Homes (Meal Reimbursements)	355,612.72
5466	Child Nutrition: Supply Chain Assistance (SCA) Funds	25,122.29
5810	Other Restricted Federal	3,063.00
Total, Restricted Balance		894,048.47



Deferred Maintenance Fund (14)

This fund is used to account separately for revenues that are restricted or committed for deferred maintenance purposes (Education Code Section 17582). The principal revenues and other sources in this fund are: • LCFF Transfers • Interest • Interfund Transfers In

Moneys in this fund may be expended only for the following purposes: a. Major repair or replacement of plumbing, heating, air-conditioning, electrical, roofing, and floor systems. b. Exterior and interior painting of school buildings, including a facility that a county office of education is authorized to use pursuant to Education Code sections 17280–17317. c. The inspection, sampling, and analysis of building materials to determine the presence of asbestos-containing materials. d. The encapsulation or removal of materials containing asbestos. e. The inspection, identification, sampling, and analysis of building materials to determine the presence of materials containing lead.

2025-26 Second Interim changes-none

Description	Resource Codes	Object Codes	Original Budget (A)	Board Approved Operating Budget (B)	Actuals To Date (C)	Projected Year Totals (D)	Difference (Col B & D) (E)	% Diff Column B & D (F)
A. REVENUES								
1) LCFF Sources		8010-8099	0.00	0.00	0.00	0.00	0.00	0.0%
2) Federal Revenue		8100-8299	0.00	0.00	0.00	0.00	0.00	0.0%
3) Other State Revenue		8300-8599	0.00	0.00	0.00	0.00	0.00	0.0%
4) Other Local Revenue		8600-8799	179.67	179.67	124.61	179.67	0.00	0.0%
5) TOTAL, REVENUES			179.67	179.67	124.61	179.67		
B. EXPENDITURES								
1) Certificated Salaries		1000-1999	0.00	0.00	0.00	0.00	0.00	0.0%
2) Classified Salaries		2000-2999	0.00	0.00	0.00	0.00	0.00	0.0%
3) Employee Benefits		3000-3999	0.00	0.00	0.00	0.00	0.00	0.0%
4) Books and Supplies		4000-4999	0.00	0.00	0.00	0.00	0.00	0.0%
5) Services and Other Operating Expenditures		5000-5999	0.00	0.00	0.00	0.00	0.00	0.0%
6) Capital Outlay		6000-6999	0.00	0.00	0.00	0.00	0.00	0.0%
7) Other Outgo (excluding Transfers of Indirect Costs)		7100-7299,7400-7499	0.00	0.00	0.00	0.00	0.00	0.0%
8) Other Outgo - Transfers of Indirect Costs		7300-7399	0.00	0.00	0.00	0.00	0.00	0.0%
9) TOTAL, EXPENDITURES			0.00	0.00	0.00	0.00		
C. EXCESS (DEFICIENCY) OF REVENUES OVER EXPENDITURES BEFORE OTHER FINANCING SOURCES AND USES (A5 - B9)			179.67	179.67	124.61	179.67		
D. OTHER FINANCING SOURCES/USES								
1) Interfund Transfers								
a) Transfers In		8900-8929	0.00	0.00	0.00	0.00	0.00	0.0%
b) Transfers Out		7600-7629	0.00	0.00	0.00	0.00	0.00	0.0%
2) Other Sources/Uses								
a) Sources		8930-8979	0.00	0.00	0.00	0.00	0.00	0.0%
b) Uses		7630-7699	0.00	0.00	0.00	0.00	0.00	0.0%
3) Contributions		8980-8999	0.00	0.00	0.00	0.00	0.00	0.0%
4) TOTAL, OTHER FINANCING SOURCES/USES			0.00	0.00	0.00	0.00		
E. NET INCREASE (DECREASE) IN FUND BALANCE (C + D4)			179.67	179.67	124.61	179.67		
F. FUND BALANCE, RESERVES								
1) Beginning Fund Balance								
a) As of July 1 - Unaudited		9791	5,773.80	5,773.80		5,773.80	0.00	0.0%
b) Audit Adjustments		9793	0.00	0.00		0.00	0.00	0.0%
c) As of July 1 - Audited (F1a + F1b)			5,773.80	5,773.80		5,773.80		
d) Other Restatements		9795	0.00	0.00		0.00	0.00	0.0%
e) Adjusted Beginning Balance (F1c + F1d)			5,773.80	5,773.80		5,773.80		
2) Ending Balance, June 30 (E + F1e)			5,953.47	5,953.47		5,953.47		
Components of Ending Fund Balance								
a) Nonspendable								
Revolving Cash		9711	0.00	0.00		0.00		
Stores		9712	0.00	0.00		0.00		
Prepaid Items		9713	0.00	0.00		0.00		
All Others		9719	0.00	0.00		0.00		
b) Restricted		9740	0.00	0.00		0.00		
c) Committed								
Stabilization Arrangements		9750	0.00	0.00		0.00		
Other Commitments		9760	0.00	0.00		0.00		
d) Assigned								
Other Assignments		9780	5,953.47	5,953.47		5,953.47		

Description	Resource Codes	Object Codes	Original Budget (A)	Board Approved Operating Budget (B)	Actuals To Date (C)	Projected Year Totals (D)	Difference (Col B & D) (E)	% Diff Column B & D (F)
e) Unassigned/Unappropriated								
Reserve for Economic Uncertainties		9789	0.00	0.00		0.00		
Unassigned/Unappropriated Amount		9790	0.00	0.00		0.00		
LCFF SOURCES								
LCFF Transfers								
LCFF Transfers - Current Year		8091	0.00	0.00	0.00	0.00	0.00	0.0%
LCFF Transfers - Prior Years		8099	0.00	0.00	0.00	0.00	0.00	0.0%
TOTAL, LCFF SOURCES			0.00	0.00	0.00	0.00	0.00	0.0%
OTHER STATE REVENUE								
All Other State Revenue		8590	0.00	0.00	0.00	0.00	0.00	0.0%
TOTAL, OTHER STATE REVENUE			0.00	0.00	0.00	0.00	0.00	0.0%
OTHER LOCAL REVENUE								
Community Redevelopment Funds Not Subject to LCFF Deduction		8625	0.00	0.00	0.00	0.00	0.00	0.0%
Sales								
Sale of Equipment/Supplies		8631	0.00	0.00	0.00	0.00	0.00	0.0%
Interest		8660	179.67	179.67	124.61	179.67	0.00	0.0%
Net Increase (Decrease) in the Fair Value of Investments		8662	0.00	0.00	0.00	0.00	0.00	0.0%
Other Local Revenue								
All Other Local Revenue		8699	0.00	0.00	0.00	0.00	0.00	0.0%
All Other Transfers In from All Others		8799	0.00	0.00	0.00	0.00	0.00	0.0%
TOTAL, OTHER LOCAL REVENUE			179.67	179.67	124.61	179.67	0.00	0.0%
TOTAL, REVENUES			179.67	179.67	124.61	179.67		
CLASSIFIED SALARIES								
Classified Support Salaries		2200	0.00	0.00	0.00	0.00	0.00	0.0%
Other Classified Salaries		2900	0.00	0.00	0.00	0.00	0.00	0.0%
TOTAL, CLASSIFIED SALARIES			0.00	0.00	0.00	0.00	0.00	0.0%
EMPLOYEE BENEFITS								
STRS		3101-3102	0.00	0.00	0.00	0.00	0.00	0.0%
PERS		3201-3202	0.00	0.00	0.00	0.00	0.00	0.0%
OASDI/Medicare/Alternative		3301-3302	0.00	0.00	0.00	0.00	0.00	0.0%
Health and Welfare Benefits		3401-3402	0.00	0.00	0.00	0.00	0.00	0.0%
Unemployment Insurance		3501-3502	0.00	0.00	0.00	0.00	0.00	0.0%
Workers' Compensation		3601-3602	0.00	0.00	0.00	0.00	0.00	0.0%
OPEB, Allocated		3701-3702	0.00	0.00	0.00	0.00	0.00	0.0%
OPEB, Active Employees		3751-3752	0.00	0.00	0.00	0.00	0.00	0.0%
Other Employee Benefits		3901-3902	0.00	0.00	0.00	0.00	0.00	0.0%
TOTAL, EMPLOYEE BENEFITS			0.00	0.00	0.00	0.00	0.00	0.0%
BOOKS AND SUPPLIES								
Books and Other Reference Materials		4200	0.00	0.00	0.00	0.00	0.00	0.0%
Materials and Supplies		4300	0.00	0.00	0.00	0.00	0.00	0.0%
Noncapitalized Equipment		4400	0.00	0.00	0.00	0.00	0.00	0.0%
TOTAL, BOOKS AND SUPPLIES			0.00	0.00	0.00	0.00	0.00	0.0%
SERVICES AND OTHER OPERATING EXPENDITURES								
Subagreements for Services		5100	0.00	0.00	0.00	0.00	0.00	0.0%
Travel and Conferences		5200	0.00	0.00	0.00	0.00	0.00	0.0%
Rentals, Leases, Repairs, and Noncapitalized Improvements		5600	0.00	0.00	0.00	0.00	0.00	0.0%
Transfers of Direct Costs		5710	0.00	0.00	0.00	0.00	0.00	0.0%
Transfers of Direct Costs - Interfund		5750	0.00	0.00	0.00	0.00	0.00	0.0%
Professional/Consulting Services and								

Description	Resource Codes	Object Codes	Original Budget (A)	Board Approved Operating Budget (B)	Actuals To Date (C)	Projected Year Totals (D)	Difference (Col B & D) (E)	% Diff Column B & D (F)
Operating Expenditures		5800	0.00	0.00	0.00	0.00	0.00	0.0%
TOTAL, SERVICES AND OTHER OPERATING EXPENDITURES			0.00	0.00	0.00	0.00	0.00	0.0%
CAPITAL OUTLAY								
Land Improvements		6170	0.00	0.00	0.00	0.00	0.00	0.0%
Buildings and Improvements of Buildings		6200	0.00	0.00	0.00	0.00	0.00	0.0%
Equipment		6400	0.00	0.00	0.00	0.00	0.00	0.0%
Equipment Replacement		6500	0.00	0.00	0.00	0.00	0.00	0.0%
Lease Assets		6600	0.00	0.00	0.00	0.00	0.00	0.0%
Subscription Assets		6700	0.00	0.00	0.00	0.00	0.00	0.0%
TOTAL, CAPITAL OUTLAY			0.00	0.00	0.00	0.00	0.00	0.0%
OTHER OUTGO (excluding Transfers of Indirect Costs)								
Debt Service								
Debt Service - Interest		7438	0.00	0.00	0.00	0.00	0.00	0.0%
Other Debt Service - Principal		7439	0.00	0.00	0.00	0.00	0.00	0.0%
TOTAL, OTHER OUTGO (excluding Transfers of Indirect Costs)			0.00	0.00	0.00	0.00	0.00	0.0%
TOTAL, EXPENDITURES			0.00	0.00	0.00	0.00		
INTERFUND TRANSFERS								
INTERFUND TRANSFERS IN								
Other Authorized Interfund Transfers In		8919	0.00	0.00	0.00	0.00	0.00	0.0%
(a) TOTAL, INTERFUND TRANSFERS IN			0.00	0.00	0.00	0.00	0.00	0.0%
INTERFUND TRANSFERS OUT								
Other Authorized Interfund Transfers Out		7619	0.00	0.00	0.00	0.00	0.00	0.0%
(b) TOTAL, INTERFUND TRANSFERS OUT			0.00	0.00	0.00	0.00	0.00	0.0%
OTHER SOURCES/USES								
SOURCES								
Other Sources								
Transfers from Funds of Lapsed/Reorganized LEAs		8965	0.00	0.00	0.00	0.00	0.00	0.0%
Long-Term Debt Proceeds								
Proceeds from Leases		8972	0.00	0.00	0.00	0.00	0.00	0.0%
Proceeds from SBITAs		8974	0.00	0.00	0.00	0.00	0.00	0.0%
All Other Financing Sources		8979	0.00	0.00	0.00	0.00	0.00	0.0%
(c) TOTAL, SOURCES			0.00	0.00	0.00	0.00	0.00	0.0%
USES								
Transfers of Funds from Lapsed/Reorganized LEAs		7651	0.00	0.00	0.00	0.00	0.00	0.0%
All Other Financing Uses		7699	0.00	0.00	0.00	0.00	0.00	0.0%
(d) TOTAL, USES			0.00	0.00	0.00	0.00	0.00	0.0%
CONTRIBUTIONS								
Contributions from Unrestricted Revenues		8980	**0.00**	**0.00**	**0.00**	**0.00**	**0.00**	**0.0%**
Contributions from Restricted Revenues		8990	**0.00**	**0.00**	**0.00**	**0.00**	**0.00**	**0.0%**
(e) TOTAL, CONTRIBUTIONS			**0.00**	**0.00**	**0.00**	**0.00**	**0.00**	**0.0%**
TOTAL, OTHER FINANCING SOURCES/USES								
(a - b + c - d + e)			0.00	0.00	0.00	0.00		

Resource	Description	2025-26 Projected Totals
Total, Restricted Balance		0.00



Building Fund (21)

This fund exists primarily to account separately for proceeds from the sale of bonds (Education Code Section 15146) and may not be used for any purposes other than those for which the bonds were issued. Other authorized revenues to the Building Fund (Fund 21) are proceeds from the sale or lease-with-option-to-purchase of real property (Education Code Section 17462) and revenue from rentals and leases of real property specifically authorized for deposit into the fund by the governing board (Education Code Section 41003). The principal revenues and other sources in this fund are: • Rentals and Leases • Interest • Proceeds from the Sale of Bonds • Proceeds from the Sale/Lease–Purchase of Land and Buildings

Expenditures in Fund 21, Building Fund, are most commonly made against the 6000 object codes for capital outlay. Another example of an authorized expenditure in Fund 21 is repayment of State School Building Aid out of proceeds from the sale of bonds (Education Code Section 16058).

2025-26 Second Interim changes-none.

Description	Resource Codes	Object Codes	Original Budget (A)	Board Approved Operating Budget (B)	Actuals To Date (C)	Projected Year Totals (D)	Difference (Col B & D) (E)	% Diff Column B & D (F)
A. REVENUES								
1) LCFF Sources		8010-8099	0.00	0.00	0.00	0.00	0.00	0.0%
2) Federal Revenue		8100-8299	0.00	0.00	0.00	0.00	0.00	0.0%
3) Other State Revenue		8300-8599	0.00	0.00	0.00	0.00	0.00	0.0%
4) Other Local Revenue		8600-8799	505.29	1,205.29	30,721.59	1,205.29	0.00	0.0%
5) TOTAL, REVENUES			505.29	1,205.29	30,721.59	1,205.29		
B. EXPENDITURES								
1) Certificated Salaries		1000-1999	0.00	0.00	0.00	0.00	0.00	0.0%
2) Classified Salaries		2000-2999	0.00	0.00	0.00	0.00	0.00	0.0%
3) Employee Benefits		3000-3999	0.00	0.00	0.00	0.00	0.00	0.0%
4) Books and Supplies		4000-4999	0.00	0.00	0.00	0.00	0.00	0.0%
5) Services and Other Operating Expenditures		5000-5999	0.00	63,395.00	63,395.00	63,395.00	0.00	0.0%
6) Capital Outlay		6000-6999	0.00	27,740.26	27,739.40	27,740.26	0.00	0.0%
7) Other Outgo (excluding Transfers of Indirect Costs)		7100-7299,7400-7499	0.00	0.00	0.00	0.00	0.00	0.0%
8) Other Outgo - Transfers of Indirect Costs		7300-7399	0.00	0.00	0.00	0.00	0.00	0.0%
9) TOTAL, EXPENDITURES			0.00	91,135.26	91,134.40	91,135.26		
C. EXCESS (DEFICIENCY) OF REVENUES OVER EXPENDITURES BEFORE OTHER FINANCING SOURCES AND USES (A5 - B9)			505.29	(89,929.97)	(60,412.81)	(89,929.97)		
D. OTHER FINANCING SOURCES/USES								
1) Interfund Transfers								
a) Transfers In		8900-8929	0.00	0.00	0.00	0.00	0.00	0.0%
b) Transfers Out		7600-7629	0.00	0.00	0.00	0.00	0.00	0.0%
2) Other Sources/Uses								
a) Sources		8930-8979	0.00	0.00	0.00	0.00	0.00	0.0%
b) Uses		7630-7699	0.00	0.00	0.00	0.00	0.00	0.0%
3) Contributions		8980-8999	0.00	0.00	0.00	0.00	0.00	0.0%
4) TOTAL, OTHER FINANCING SOURCES/USES			0.00	0.00	0.00	0.00		
E. NET INCREASE (DECREASE) IN FUND BALANCE (C + D4)			505.29	(89,929.97)	(60,412.81)	(89,929.97)		
F. FUND BALANCE, RESERVES								
1) Beginning Fund Balance								
a) As of July 1 - Unaudited		9791	89,929.97	89,929.97		89,929.97	0.00	0.0%
b) Audit Adjustments		9793	0.00	0.00		0.00	0.00	0.0%
c) As of July 1 - Audited (F1a + F1b)			89,929.97	89,929.97		89,929.97		
d) Other Restatements		9795	0.00	0.00		0.00	0.00	0.0%
e) Adjusted Beginning Balance (F1c + F1d)			89,929.97	89,929.97		89,929.97		
2) Ending Balance, June 30 (E + F1e)			90,435.26	0.00		0.00		
Components of Ending Fund Balance								
a) Nonspendable								
Revolving Cash		9711	0.00	0.00		0.00		
Stores		9712	0.00	0.00		0.00		
Prepaid Items		9713	0.00	0.00		0.00		
All Others		9719	0.00	0.00		0.00		
b) Legally Restricted Balance		9740	0.00	0.00		0.00		
c) Committed								
Stabilization Arrangements		9750	0.00	0.00		0.00		
Other Commitments		9760	0.00	0.00		0.00		
d) Assigned								
Other Assignments		9780	90,435.26	0.00		0.00		

Description	Resource Codes	Object Codes	Original Budget (A)	Board Approved Operating Budget (B)	Actuals To Date (C)	Projected Year Totals (D)	Difference (Col B & D) (E)	% Diff Column B & D (F)
e) Unassigned/Unappropriated								
Reserve for Economic Uncertainties		9789	0.00	0.00		0.00		
Unassigned/Unappropriated Amount		9790	0.00	0.00		0.00		
FEDERAL REVENUE								
FEMA		8281	0.00	0.00	0.00	0.00	0.00	0.0%
All Other Federal Revenue		8290	0.00	0.00	0.00	0.00	0.00	0.0%
TOTAL, FEDERAL REVENUE			0.00	0.00	0.00	0.00	0.00	0.0%
OTHER STATE REVENUE								
Tax Relief Subventions								
Restricted Levies - Other								
Homeowners' Exemptions		8575	0.00	0.00	0.00	0.00	0.00	0.0%
Other Subventions/In-Lieu Taxes		8576	0.00	0.00	0.00	0.00	0.00	0.0%
All Other State Revenue		8590	0.00	0.00	0.00	0.00	0.00	0.0%
TOTAL, OTHER STATE REVENUE			0.00	0.00	0.00	0.00	0.00	0.0%
OTHER LOCAL REVENUE								
County and District Taxes								
Other Restricted Levies								
Secured Roll		8615	0.00	0.00	0.00	0.00	0.00	0.0%
Unsecured Roll		8616	0.00	0.00	0.00	0.00	0.00	0.0%
Prior Years' Taxes		8617	0.00	0.00	0.00	0.00	0.00	0.0%
Supplemental Taxes		8618	0.00	0.00	0.00	0.00	0.00	0.0%
Non-Ad Valorem Taxes								
Parcel Taxes		8621	0.00	0.00	0.00	0.00	0.00	0.0%
Other		8622	0.00	0.00	0.00	0.00	0.00	0.0%
Community Redevelopment Funds Not Subject to LCFF Deduction		8625	0.00	0.00	0.00	0.00	0.00	0.0%
Penalties and Interest from Delinquent Non-LCFF Taxes		8629	0.00	0.00	0.00	0.00	0.00	0.0%
Sales								
Sale of Equipment/Supplies		8631	0.00	0.00	0.00	0.00	0.00	0.0%
Leases and Rentals		8650	0.00	0.00	0.00	0.00	0.00	0.0%
Interest		8660	505.29	1,205.29	2,100.01	1,205.29	0.00	0.0%
Net Increase (Decrease) in the Fair Value of Investments		8662	0.00	0.00	28,621.58	0.00	0.00	0.0%
Other Local Revenue								
All Other Local Revenue		8699	0.00	0.00	0.00	0.00	0.00	0.0%
All Other Transfers In from All Others		8799	0.00	0.00	0.00	0.00	0.00	0.0%
TOTAL, OTHER LOCAL REVENUE			505.29	1,205.29	30,721.59	1,205.29	0.00	0.0%
TOTAL, REVENUES			505.29	1,205.29	30,721.59	1,205.29		
CLASSIFIED SALARIES								
Classified Support Salaries		2200	0.00	0.00	0.00	0.00	0.00	0.0%
Classified Supervisors' and Administrators' Salaries		2300	0.00	0.00	0.00	0.00	0.00	0.0%
Clerical, Technical and Office Salaries		2400	0.00	0.00	0.00	0.00	0.00	0.0%
Other Classified Salaries		2900	0.00	0.00	0.00	0.00	0.00	0.0%
TOTAL, CLASSIFIED SALARIES			0.00	0.00	0.00	0.00	0.00	0.0%
EMPLOYEE BENEFITS								
STRS		3101-3102	0.00	0.00	0.00	0.00	0.00	0.0%
PERS		3201-3202	0.00	0.00	0.00	0.00	0.00	0.0%
OASDI/Medicare/Alternative		3301-3302	0.00	0.00	0.00	0.00	0.00	0.0%
Health and Welfare Benefits		3401-3402	0.00	0.00	0.00	0.00	0.00	0.0%
Unemployment Insurance		3501-3502	0.00	0.00	0.00	0.00	0.00	0.0%
Workers' Compensation		3601-3602	0.00	0.00	0.00	0.00	0.00	0.0%

Description	Resource Codes	Object Codes	Original Budget (A)	Board Approved Operating Budget (B)	Actuals To Date (C)	Projected Year Totals (D)	Difference (Col B & D) (E)	% Diff Column B & D (F)
OPEB, Allocated		3701-3702	0.00	0.00	0.00	0.00	0.00	0.0%
OPEB, Active Employees		3751-3752	0.00	0.00	0.00	0.00	0.00	0.0%
Other Employee Benefits		3901-3902	0.00	0.00	0.00	0.00	0.00	0.0%
TOTAL, EMPLOYEE BENEFITS			0.00	0.00	0.00	0.00	0.00	0.0%
BOOKS AND SUPPLIES								
Books and Other Reference Materials		4200	0.00	0.00	0.00	0.00	0.00	0.0%
Materials and Supplies		4300	0.00	0.00	0.00	0.00	0.00	0.0%
Noncapitalized Equipment		4400	0.00	0.00	0.00	0.00	0.00	0.0%
TOTAL, BOOKS AND SUPPLIES			0.00	0.00	0.00	0.00	0.00	0.0%
SERVICES AND OTHER OPERATING EXPENDITURES								
Subagreements for Services		5100	0.00	0.00	0.00	0.00	0.00	0.0%
Travel and Conferences		5200	0.00	0.00	0.00	0.00	0.00	0.0%
Insurance		5400-5450	0.00	0.00	0.00	0.00	0.00	0.0%
Operations and Housekeeping Services		5500	0.00	0.00	0.00	0.00	0.00	0.0%
Rentals, Leases, Repairs, and Noncapitalized Improvements		5600	0.00	63,395.00	63,395.00	63,395.00	0.00	0.0%
Transfers of Direct Costs		5710	0.00	0.00	0.00	0.00	0.00	0.0%
Transfers of Direct Costs - Interfund		5750	0.00	0.00	0.00	0.00	0.00	0.0%
Professional/Consulting Services and Operating Expenditures		5800	0.00	0.00	0.00	0.00	0.00	0.0%
Communications		5900	0.00	0.00	0.00	0.00	0.00	0.0%
TOTAL, SERVICES AND OTHER OPERATING EXPENDITURES			0.00	63,395.00	63,395.00	63,395.00	0.00	0.0%
CAPITAL OUTLAY								
Land		6100	0.00	0.00	0.00	0.00	0.00	0.0%
Land Improvements		6170	0.00	0.00	0.00	0.00	0.00	0.0%
Buildings and Improvements of Buildings		6200	0.00	0.00	0.00	0.00	0.00	0.0%
Books and Media for New School Libraries or Major Expansion of School Libraries		6300	0.00	0.00	0.00	0.00	0.00	0.0%
Equipment		6400	0.00	27,740.26	27,739.40	27,740.26	0.00	0.0%
Equipment Replacement		6500	0.00	0.00	0.00	0.00	0.00	0.0%
Lease Assets		6600	0.00	0.00	0.00	0.00	0.00	0.0%
Subscription Assets		6700	0.00	0.00	0.00	0.00	0.00	0.0%
TOTAL, CAPITAL OUTLAY			0.00	27,740.26	27,739.40	27,740.26	0.00	0.0%
OTHER OUTGO (excluding Transfers of Indirect Costs)								
Other Transfers Out								
All Other Transfers Out to All Others		7299	0.00	0.00	0.00	0.00	0.00	0.0%
Debt Service								
Repayment of State School Building Fund Aid - Proceeds from Bonds		7435	0.00	0.00	0.00	0.00	0.00	0.0%
Debt Service - Interest		7438	0.00	0.00	0.00	0.00	0.00	0.0%
Other Debt Service - Principal		7439	0.00	0.00	0.00	0.00	0.00	0.0%
TOTAL, OTHER OUTGO (excluding Transfers of Indirect Costs)			0.00	0.00	0.00	0.00	0.00	0.0%
TOTAL, EXPENDITURES			0.00	91,135.26	91,134.40	91,135.26		
INTERFUND TRANSFERS								
INTERFUND TRANSFERS IN								
Other Authorized Interfund Transfers In		8919	0.00	0.00	0.00	0.00	0.00	0.0%
(a) TOTAL, INTERFUND TRANSFERS IN			0.00	0.00	0.00	0.00	0.00	0.0%
INTERFUND TRANSFERS OUT								
To: State School Building Fund/County School Facilities Fund		7613	0.00	0.00	0.00	0.00	0.00	0.0%
Other Authorized Interfund Transfers Out		7619	0.00	0.00	0.00	0.00	0.00	0.0%
(b) TOTAL, INTERFUND TRANSFERS OUT			0.00	0.00	0.00	0.00	0.00	0.0%
OTHER SOURCES/USES								
SOURCES								

Description	Resource Codes	Object Codes	Original Budget (A)	Board Approved Operating Budget (B)	Actuals To Date (C)	Projected Year Totals (D)	Difference (Col B & D) (E)	% Diff Column B & D (F)
Proceeds								
Proceeds from Sale of Bonds		8951	0.00	0.00	0.00	0.00	0.00	0.0%
Proceeds from Sale/Lease-Purchase of Land/Buildings		8953	0.00	0.00	0.00	0.00	0.00	0.0%
Other Sources								
County School Building Aid		8961	0.00	0.00	0.00	0.00	0.00	0.0%
Transfers from Funds of Lapsed/Reorganized LEAs		8965	0.00	0.00	0.00	0.00	0.00	0.0%
Long-Term Debt Proceeds								
Proceeds from Certificates of Participation		8971	0.00	0.00	0.00	0.00	0.00	0.0%
Proceeds from Leases		8972	0.00	0.00	0.00	0.00	0.00	0.0%
Proceeds from Lease Revenue Bonds		8973	0.00	0.00	0.00	0.00	0.00	0.0%
Proceeds from SBITAs		8974	0.00	0.00	0.00	0.00	0.00	0.0%
All Other Financing Sources		8979	0.00	0.00	0.00	0.00	0.00	0.0%
(c) TOTAL, SOURCES			0.00	0.00	0.00	0.00	0.00	0.0%
USES								
Transfers of Funds from Lapsed/Reorganized LEAs		7651	0.00	0.00	0.00	0.00	0.00	0.0%
All Other Financing Uses		7699	0.00	0.00	0.00	0.00	0.00	0.0%
(d) TOTAL, USES			0.00	0.00	0.00	0.00	0.00	0.0%
CONTRIBUTIONS								
Contributions from Unrestricted Revenues		8980	**0.00**	**0.00**	**0.00**	**0.00**	**0.00**	**0.0%**
Contributions from Restricted Revenues		8990	**0.00**	**0.00**	**0.00**	**0.00**	**0.00**	**0.0%**
(e) TOTAL, CONTRIBUTIONS			**0.00**	**0.00**	**0.00**	**0.00**	**0.00**	**0.0%**
TOTAL, OTHER FINANCING SOURCES/USES								
(a - b + c - d + e)			0.00	0.00	0.00	0.00		

Resource	Description	2025-26 Projected Totals
Total, Restricted Balance		0.00



Capital Facilities Fund (25)

This fund is used primarily to account separately for moneys received from fees levied on development projects as a condition of approval (Education Code sections 17620–17626 and Government Code Section 65995 et seq.). The authority for these levies may also be county or city ordinances (Government Code sections 65970–65981) or private agreements between the LEA and the developer. Interest earned in the Capital Facilities Fund (Fund 25) is restricted to that fund (Government Code Section 66006). The principal revenues in this fund are: • Interest • Mitigation/Developer Fees

Expenditures in Fund 25, Capital Facilities Fund, are restricted to the purposes specified in Government Code sections 65970–65981 or Government Code Section 65995 et seq., or to the items specified in agreements with the developer (Government Code Section 66006). Costs of justifying and adopting fees may be paid from Fund 25 (Education Code Section 17620). Administrative costs of collecting fees may be reimbursed from Fund 25 within the limitations of Education Code Section 17620. Eligible expenditures incurred in another fund may be reimbursed to that fund by means of an interfund transfer of direct costs (see Procedure 615).

2025-26 Second Interim changes-slight increase in receipt of developer fees.

Description	Resource Codes	Object Codes	Original Budget (A)	Board Approved Operating Budget (B)	Actuals To Date (C)	Projected Year Totals (D)	Difference (Col B & D) (E)	% Diff Column B & D (F)
A. REVENUES								
1) LCFF Sources		8010-8099	0.00	0.00	0.00	0.00	0.00	0.0%
2) Federal Revenue		8100-8299	0.00	0.00	0.00	0.00	0.00	0.0%
3) Other State Revenue		8300-8599	0.00	0.00	0.00	0.00	0.00	0.0%
4) Other Local Revenue		8600-8799	18,769.12	18,769.12	40,446.01	31,919.12	13,150.00	70.1%
5) TOTAL, REVENUES			18,769.12	18,769.12	40,446.01	31,919.12		
B. EXPENDITURES								
1) Certificated Salaries		1000-1999	0.00	0.00	0.00	0.00	0.00	0.0%
2) Classified Salaries		2000-2999	0.00	0.00	0.00	0.00	0.00	0.0%
3) Employee Benefits		3000-3999	0.00	0.00	0.00	0.00	0.00	0.0%
4) Books and Supplies		4000-4999	0.00	0.00	0.00	0.00	0.00	0.0%
5) Services and Other Operating Expenditures		5000-5999	0.00	20,000.00	11,865.87	20,000.00	0.00	0.0%
6) Capital Outlay		6000-6999	337,000.00	0.00	0.00	0.00	0.00	0.0%
7) Other Outgo (excluding Transfers of Indirect Costs)		7100-7299,7400-7499	0.00	0.00	0.00	0.00	0.00	0.0%
8) Other Outgo - Transfers of Indirect Costs		7300-7399	0.00	0.00	0.00	0.00	0.00	0.0%
9) TOTAL, EXPENDITURES			337,000.00	20,000.00	11,865.87	20,000.00		
C. EXCESS (DEFICIENCY) OF REVENUES OVER EXPENDITURES BEFORE OTHER FINANCING SOURCES AND USES (A5 - B9)			(318,230.88)	(1,230.88)	28,580.14	11,919.12		
D. OTHER FINANCING SOURCES/USES								
1) Interfund Transfers								
a) Transfers In		8900-8929	0.00	0.00	0.00	0.00	0.00	0.0%
b) Transfers Out		7600-7629	0.00	0.00	0.00	0.00	0.00	0.0%
2) Other Sources/Uses								
a) Sources		8930-8979	0.00	0.00	0.00	0.00	0.00	0.0%
b) Uses		7630-7699	0.00	0.00	0.00	0.00	0.00	0.0%
3) Contributions		8980-8999	0.00	0.00	0.00	0.00	0.00	0.0%
4) TOTAL, OTHER FINANCING SOURCES/USES			0.00	0.00	0.00	0.00		
E. NET INCREASE (DECREASE) IN FUND BALANCE (C + D4)			(318,230.88)	(1,230.88)	28,580.14	11,919.12		
F. FUND BALANCE, RESERVES								
1) Beginning Fund Balance								
a) As of July 1 - Unaudited		9791	426,325.97	426,325.97		426,325.97	0.00	0.0%
b) Audit Adjustments		9793	0.00	0.00		0.00	0.00	0.0%
c) As of July 1 - Audited (F1a + F1b)			426,325.97	426,325.97		426,325.97		
d) Other Restatements		9795	0.00	0.00		0.00	0.00	0.0%
e) Adjusted Beginning Balance (F1c + F1d)			426,325.97	426,325.97		426,325.97		
2) Ending Balance, June 30 (E + F1e)			108,095.09	425,095.09		438,245.09		
Components of Ending Fund Balance								
a) Nonspendable								
Revolving Cash		9711	0.00	0.00		0.00		
Stores		9712	0.00	0.00		0.00		
Prepaid Items		9713	0.00	0.00		0.00		
All Others		9719	0.00	0.00		0.00		
b) Legally Restricted Balance		9740	103,366.71	165,366.71		178,516.71		
c) Committed								
Stabilization Arrangements		9750	0.00	0.00		0.00		
Other Commitments		9760	0.00	0.00		0.00		
d) Assigned								
Other Assignments		9780	4,728.38	259,728.38		259,728.38		

Description	Resource Codes	Object Codes	Original Budget (A)	Board Approved Operating Budget (B)	Actuals To Date (C)	Projected Year Totals (D)	Difference (Col B & D) (E)	% Diff Column B & D (F)
e) Unassigned/Unappropriated								
Reserve for Economic Uncertainties		9789	0.00	0.00		0.00		
Unassigned/Unappropriated Amount		9790	0.00	0.00		0.00		
OTHER STATE REVENUE								
Tax Relief Subventions								
Restricted Levies - Other								
Homeowners' Exemptions		8575	0.00	0.00	0.00	0.00	0.00	0.0%
Other Subventions/In-Lieu Taxes		8576	0.00	0.00	0.00	0.00	0.00	0.0%
All Other State Revenue		8590	0.00	0.00	0.00	0.00	0.00	0.0%
TOTAL, OTHER STATE REVENUE			0.00	0.00	0.00	0.00	0.00	0.0%
OTHER LOCAL REVENUE								
County and District Taxes								
Other Restricted Levies								
Secured Roll		8615	0.00	0.00	0.00	0.00	0.00	0.0%
Unsecured Roll		8616	0.00	0.00	0.00	0.00	0.00	0.0%
Prior Years' Taxes		8617	0.00	0.00	0.00	0.00	0.00	0.0%
Supplemental Taxes		8618	0.00	0.00	0.00	0.00	0.00	0.0%
Non-Ad Valorem Taxes								
Parcel Taxes		8621	0.00	0.00	0.00	0.00	0.00	0.0%
Other		8622	0.00	0.00	0.00	0.00	0.00	0.0%
Community Redevelopment Funds Not Subject to LCFF Deduction		8625	0.00	0.00	0.00	0.00	0.00	0.0%
Penalties and Interest from Delinquent Non-LCFF Taxes		8629	0.00	0.00	0.00	0.00	0.00	0.0%
Sales								
Sale of Equipment/Supplies		8631	0.00	0.00	0.00	0.00	0.00	0.0%
Interest		8660	13,068.67	13,068.67	8,984.19	13,068.67	0.00	0.0%
Net Increase (Decrease) in the Fair Value of Investments		8662	0.00	0.00	12,611.00	0.00	0.00	0.0%
Fees and Contracts								
Mitigation/Developer Fees		8681	5,700.45	5,700.45	18,850.82	18,850.45	13,150.00	230.7%
Other Local Revenue								
All Other Local Revenue		8699	0.00	0.00	0.00	0.00	0.00	0.0%
All Other Transfers In from All Others		8799	0.00	0.00	0.00	0.00	0.00	0.0%
TOTAL, OTHER LOCAL REVENUE			18,769.12	18,769.12	40,446.01	31,919.12	13,150.00	70.1%
TOTAL, REVENUES			18,769.12	18,769.12	40,446.01	31,919.12		
CERTIFICATED SALARIES								
Other Certificated Salaries		1900	0.00	0.00	0.00	0.00	0.00	0.0%
TOTAL, CERTIFICATED SALARIES			0.00	0.00	0.00	0.00	0.00	0.0%
CLASSIFIED SALARIES								
Classified Support Salaries		2200	0.00	0.00	0.00	0.00	0.00	0.0%
Classified Supervisors' and Administrators' Salaries		2300	0.00	0.00	0.00	0.00	0.00	0.0%
Clerical, Technical and Office Salaries		2400	0.00	0.00	0.00	0.00	0.00	0.0%
Other Classified Salaries		2900	0.00	0.00	0.00	0.00	0.00	0.0%
TOTAL, CLASSIFIED SALARIES			0.00	0.00	0.00	0.00	0.00	0.0%
EMPLOYEE BENEFITS								
STRS		3101-3102	0.00	0.00	0.00	0.00	0.00	0.0%
PERS		3201-3202	0.00	0.00	0.00	0.00	0.00	0.0%
OASDI/Medicare/Alternative		3301-3302	0.00	0.00	0.00	0.00	0.00	0.0%
Health and Welfare Benefits		3401-3402	0.00	0.00	0.00	0.00	0.00	0.0%
Unemployment Insurance		3501-3502	0.00	0.00	0.00	0.00	0.00	0.0%
Workers' Compensation		3601-3602	0.00	0.00	0.00	0.00	0.00	0.0%

Description	Resource Codes	Object Codes	Original Budget (A)	Board Approved Operating Budget (B)	Actuals To Date (C)	Projected Year Totals (D)	Difference (Col B & D) (E)	% Diff Column B & D (F)
OPEB, Allocated		3701-3702	0.00	0.00	0.00	0.00	0.00	0.0%
OPEB, Active Employees		3751-3752	0.00	0.00	0.00	0.00	0.00	0.0%
Other Employee Benefits		3901-3902	0.00	0.00	0.00	0.00	0.00	0.0%
TOTAL, EMPLOYEE BENEFITS			0.00	0.00	0.00	0.00	0.00	0.0%
BOOKS AND SUPPLIES								
Approved Textbooks and Core Curricula Materials		4100	0.00	0.00	0.00	0.00	0.00	0.0%
Books and Other Reference Materials		4200	0.00	0.00	0.00	0.00	0.00	0.0%
Materials and Supplies		4300	0.00	0.00	0.00	0.00	0.00	0.0%
Noncapitalized Equipment		4400	0.00	0.00	0.00	0.00	0.00	0.0%
TOTAL, BOOKS AND SUPPLIES			0.00	0.00	0.00	0.00	0.00	0.0%
SERVICES AND OTHER OPERATING EXPENDITURES								
Subagreements for Services		5100	0.00	0.00	0.00	0.00	0.00	0.0%
Travel and Conferences		5200	0.00	0.00	0.00	0.00	0.00	0.0%
Insurance		5400-5450	0.00	0.00	0.00	0.00	0.00	0.0%
Operations and Housekeeping Services		5500	0.00	0.00	0.00	0.00	0.00	0.0%
Rentals, Leases, Repairs, and Noncapitalized Improvements		5600	0.00	0.00	0.00	0.00	0.00	0.0%
Transfers of Direct Costs		5710	0.00	0.00	0.00	0.00	0.00	0.0%
Transfers of Direct Costs - Interfund		5750	0.00	0.00	0.00	0.00	0.00	0.0%
Professional/Consulting Services and Operating Expenditures		5800	0.00	20,000.00	11,865.87	20,000.00	0.00	0.0%
Communications		5900	0.00	0.00	0.00	0.00	0.00	0.0%
TOTAL, SERVICES AND OTHER OPERATING EXPENDITURES			0.00	20,000.00	11,865.87	20,000.00	0.00	0.0%
CAPITAL OUTLAY								
Land		6100	0.00	0.00	0.00	0.00	0.00	0.0%
Land Improvements		6170	0.00	0.00	0.00	0.00	0.00	0.0%
Buildings and Improvements of Buildings		6200	0.00	0.00	0.00	0.00	0.00	0.0%
Books and Media for New School Libraries or Major Expansion of School Libraries		6300	0.00	0.00	0.00	0.00	0.00	0.0%
Equipment		6400	337,000.00	0.00	0.00	0.00	0.00	0.0%
Equipment Replacement		6500	0.00	0.00	0.00	0.00	0.00	0.0%
Lease Assets		6600	0.00	0.00	0.00	0.00	0.00	0.0%
Subscription Assets		6700	0.00	0.00	0.00	0.00	0.00	0.0%
TOTAL, CAPITAL OUTLAY			337,000.00	0.00	0.00	0.00	0.00	0.0%
OTHER OUTGO (excluding Transfers of Indirect Costs)								
Other Transfers Out								
All Other Transfers Out to All Others		7299	0.00	0.00	0.00	0.00	0.00	0.0%
Debt Service								
Debt Service - Interest		7438	0.00	0.00	0.00	0.00	0.00	0.0%
Other Debt Service - Principal		7439	0.00	0.00	0.00	0.00	0.00	0.0%
TOTAL, OTHER OUTGO (excluding Transfers of Indirect Costs)			0.00	0.00	0.00	0.00	0.00	0.0%
TOTAL, EXPENDITURES			337,000.00	20,000.00	11,865.87	20,000.00		
INTERFUND TRANSFERS								
INTERFUND TRANSFERS IN								
Other Authorized Interfund Transfers In		8919	0.00	0.00	0.00	0.00	0.00	0.0%
(a) TOTAL, INTERFUND TRANSFERS IN			0.00	0.00	0.00	0.00	0.00	0.0%
INTERFUND TRANSFERS OUT								
To: State School Building Fund/County School Facilities Fund		7613	0.00	0.00	0.00	0.00	0.00	0.0%
Other Authorized Interfund Transfers Out		7619	0.00	0.00	0.00	0.00	0.00	0.0%
(b) TOTAL, INTERFUND TRANSFERS OUT			0.00	0.00	0.00	0.00	0.00	0.0%
OTHER SOURCES/USES								
SOURCES								

Description	Resource Codes	Object Codes	Original Budget (A)	Board Approved Operating Budget (B)	Actuals To Date (C)	Projected Year Totals (D)	Difference (Col B & D) (E)	% Diff Column B & D (F)
Proceeds								
Proceeds from Sale/Lease-Purchase of Land/Buildings		8953	0.00	0.00	0.00	0.00	0.00	0.0%
Other Sources								
Transfers from Funds of Lapsed/Reorganized LEAs		8965	0.00	0.00	0.00	0.00	0.00	0.0%
Long-Term Debt Proceeds								
Proceeds from Certificates of Participation		8971	0.00	0.00	0.00	0.00	0.00	0.0%
Proceeds from Leases		8972	0.00	0.00	0.00	0.00	0.00	0.0%
Proceeds from Lease Revenue Bonds		8973	0.00	0.00	0.00	0.00	0.00	0.0%
Proceeds from SBITAs		8974	0.00	0.00	0.00	0.00	0.00	0.0%
All Other Financing Sources		8979	0.00	0.00	0.00	0.00	0.00	0.0%
(c) TOTAL, SOURCES			0.00	0.00	0.00	0.00	0.00	0.0%
USES								
Transfers of Funds from Lapsed/Reorganized LEAs		7651	0.00	0.00	0.00	0.00	0.00	0.0%
All Other Financing Uses		7699	0.00	0.00	0.00	0.00	0.00	0.0%
(d) TOTAL, USES			0.00	0.00	0.00	0.00	0.00	0.0%
CONTRIBUTIONS								
Contributions from Unrestricted Revenues		8980	0.00	0.00	0.00	0.00	0.00	0.0%
Contributions from Restricted Revenues		8990	0.00	0.00	0.00	0.00	0.00	0.0%
(e) TOTAL, CONTRIBUTIONS			0.00	0.00	0.00	0.00	0.00	0.0%
TOTAL, OTHER FINANCING SOURCES/USES								
(a - b + c - d + e)			0.00	0.00	0.00	0.00		

Resource	Description	2025-26 Projected Totals
9010	Other Restricted Local	178,516.71
Total, Restricted Balance		178,516.71

Description	Resource Codes	Object Codes	Original Budget (A)	Board Approved Operating Budget (B)	Actuals To Date (C)	Projected Year Totals (D)	Difference (Col B & D) (E)	% Diff Column B & D (F)
A. REVENUES								
1) LCFF Sources		8010-8099	0.00	0.00	0.00	0.00	0.00	0.0%
2) Federal Revenue		8100-8299	0.00	0.00	0.00	0.00	0.00	0.0%
3) Other State Revenue		8300-8599	0.00	0.00	0.00	0.00	0.00	0.0%
4) Other Local Revenue		8600-8799	27.46	27.46	(322.33)	27.46	0.00	0.0%
5) TOTAL, REVENUES			27.46	27.46	(322.33)	27.46		
B. EXPENDITURES								
1) Certificated Salaries		1000-1999	0.00	0.00	0.00	0.00	0.00	0.0%
2) Classified Salaries		2000-2999	0.00	0.00	0.00	0.00	0.00	0.0%
3) Employee Benefits		3000-3999	0.00	0.00	0.00	0.00	0.00	0.0%
4) Books and Supplies		4000-4999	0.00	0.00	0.00	0.00	0.00	0.0%
5) Services and Other Operating Expenditures		5000-5999	0.00	0.00	0.00	0.00	0.00	0.0%
6) Capital Outlay		6000-6999	0.00	0.00	0.00	0.00	0.00	0.0%
7) Other Outgo (excluding Transfers of Indirect Costs)		7100-7299,7400-7499	0.00	0.00	0.00	0.00	0.00	0.0%
8) Other Outgo - Transfers of Indirect Costs		7300-7399	0.00	0.00	0.00	0.00	0.00	0.0%
9) TOTAL, EXPENDITURES			0.00	0.00	0.00	0.00		
C. EXCESS (DEFICIENCY) OF REVENUES OVER EXPENDITURES BEFORE OTHER FINANCING SOURCES AND USES (A5 - B9)			27.46	27.46	(322.33)	27.46		
D. OTHER FINANCING SOURCES/USES								
1) Interfund Transfers								
a) Transfers In		8900-8929	0.00	0.00	302.81	0.00	0.00	0.0%
b) Transfers Out		7600-7629	0.00	0.00	0.00	0.00	0.00	0.0%
2) Other Sources/Uses								
a) Sources		8930-8979	0.00	0.00	0.00	0.00	0.00	0.0%
b) Uses		7630-7699	0.00	0.00	0.00	0.00	0.00	0.0%
3) Contributions		8980-8999	0.00	0.00	0.00	0.00	0.00	0.0%
4) TOTAL, OTHER FINANCING SOURCES/USES			0.00	0.00	302.81	0.00		
E. NET INCREASE (DECREASE) IN FUND BALANCE (C + D4)			27.46	27.46	(19.52)	27.46		
F. FUND BALANCE, RESERVES								
1) Beginning Fund Balance								
a) As of July 1 - Unaudited		9791	(19.52)	19.52		19.52	0.00	0.0%
b) Audit Adjustments		9793	0.00	0.00		0.00	0.00	0.0%
c) As of July 1 - Audited (F1a + F1b)			(19.52)	19.52		19.52		
d) Other Restatements		9795	0.00	0.00		0.00	0.00	0.0%
e) Adjusted Beginning Balance (F1c + F1d)			(19.52)	19.52		19.52		
2) Ending Balance, June 30 (E + F1e)			7.94	46.98		46.98		
Components of Ending Fund Balance								
a) Nonspendable								
Revolving Cash		9711	0.00	0.00		0.00		
Stores		9712	0.00	0.00		0.00		
Prepaid Items		9713	0.00	0.00		0.00		
All Others		9719	0.00	0.00		0.00		
b) Legally Restricted Balance		9740	0.00	0.00		0.00		
c) Committed								
Stabilization Arrangements		9750	0.00	0.00		0.00		
Other Commitments		9760	0.00	0.00		0.00		
d) Assigned								
Other Assignments		9780	7.94	46.98		46.98		

Description	Resource Codes	Object Codes	Original Budget (A)	Board Approved Operating Budget (B)	Actuals To Date (C)	Projected Year Totals (D)	Difference (Col B & D) (E)	% Diff Column B & D (F)
e) Unassigned/Unappropriated								
Reserve for Economic Uncertainties		9789	0.00	0.00		0.00		
Unassigned/Unappropriated Amount		9790	0.00	0.00		0.00		
FEDERAL REVENUE								
All Other Federal Revenue		8290	0.00	0.00	0.00	0.00	0.00	0.0%
TOTAL, FEDERAL REVENUE			0.00	0.00	0.00	0.00	0.00	0.0%
OTHER STATE REVENUE								
School Facilities Apportionments		8545	0.00	0.00	0.00	0.00	0.00	0.0%
Pass-Through Revenues from State Sources		8587	0.00	0.00	0.00	0.00	0.00	0.0%
All Other State Revenue		8590	0.00	0.00	0.00	0.00	0.00	0.0%
TOTAL, OTHER STATE REVENUE			0.00	0.00	0.00	0.00	0.00	0.0%
OTHER LOCAL REVENUE								
Sales								
Sale of Equipment/Supplies		8631	0.00	0.00	0.00	0.00	0.00	0.0%
Leases and Rentals		8650	0.00	0.00	0.00	0.00	0.00	0.0%
Interest		8660	27.46	27.46	(322.77)	27.46	0.00	0.0%
Net Increase (Decrease) in the Fair Value of Investments		8662	0.00	0.00	.44	0.00	0.00	0.0%
Other Local Revenue								
All Other Local Revenue		8699	0.00	0.00	0.00	0.00	0.00	0.0%
All Other Transfers In from All Others		8799	0.00	0.00	0.00	0.00	0.00	0.0%
TOTAL, OTHER LOCAL REVENUE			27.46	27.46	(322.33)	27.46	0.00	0.0%
TOTAL, REVENUES			27.46	27.46	(322.33)	27.46		
CLASSIFIED SALARIES								
Classified Support Salaries		2200	0.00	0.00	0.00	0.00	0.00	0.0%
Classified Supervisors' and Administrators' Salaries		2300	0.00	0.00	0.00	0.00	0.00	0.0%
Clerical, Technical and Office Salaries		2400	0.00	0.00	0.00	0.00	0.00	0.0%
Other Classified Salaries		2900	0.00	0.00	0.00	0.00	0.00	0.0%
TOTAL, CLASSIFIED SALARIES			0.00	0.00	0.00	0.00	0.00	0.0%
EMPLOYEE BENEFITS								
STRS		3101-3102	0.00	0.00	0.00	0.00	0.00	0.0%
PERS		3201-3202	0.00	0.00	0.00	0.00	0.00	0.0%
OASDI/Medicare/Alternative		3301-3302	0.00	0.00	0.00	0.00	0.00	0.0%
Health and Welfare Benefits		3401-3402	0.00	0.00	0.00	0.00	0.00	0.0%
Unemployment Insurance		3501-3502	0.00	0.00	0.00	0.00	0.00	0.0%
Workers' Compensation		3601-3602	0.00	0.00	0.00	0.00	0.00	0.0%
OPEB, Allocated		3701-3702	0.00	0.00	0.00	0.00	0.00	0.0%
OPEB, Active Employees		3751-3752	0.00	0.00	0.00	0.00	0.00	0.0%
Other Employee Benefits		3901-3902	0.00	0.00	0.00	0.00	0.00	0.0%
TOTAL, EMPLOYEE BENEFITS			0.00	0.00	0.00	0.00	0.00	0.0%
BOOKS AND SUPPLIES								
Books and Other Reference Materials		4200	0.00	0.00	0.00	0.00	0.00	0.0%
Materials and Supplies		4300	0.00	0.00	0.00	0.00	0.00	0.0%
Noncapitalized Equipment		4400	0.00	0.00	0.00	0.00	0.00	0.0%
TOTAL, BOOKS AND SUPPLIES			0.00	0.00	0.00	0.00	0.00	0.0%
SERVICES AND OTHER OPERATING EXPENDITURES								
Subagreements for Services		5100	0.00	0.00	0.00	0.00	0.00	0.0%
Travel and Conferences		5200	0.00	0.00	0.00	0.00	0.00	0.0%
Insurance		5400-5450	0.00	0.00	0.00	0.00	0.00	0.0%
Operations and Housekeeping Services		5500	0.00	0.00	0.00	0.00	0.00	0.0%

Description	Resource Codes	Object Codes	Original Budget (A)	Board Approved Operating Budget (B)	Actuals To Date (C)	Projected Year Totals (D)	Difference (Col B & D) (E)	% Diff Column B & D (F)
Rentals, Leases, Repairs, and Noncapitalized Improvements		5600	0.00	0.00	0.00	0.00	0.00	0.0%
Transfers of Direct Costs		5710	0.00	0.00	0.00	0.00	0.00	0.0%
Transfers of Direct Costs - Interfund		5750	0.00	0.00	0.00	0.00	0.00	0.0%
Professional/Consulting Services and Operating Expenditures		5800	0.00	0.00	0.00	0.00	0.00	0.0%
Communications		5900	0.00	0.00	0.00	0.00	0.00	0.0%
TOTAL, SERVICES AND OTHER OPERATING EXPENDITURES			0.00	0.00	0.00	0.00	0.00	0.0%
CAPITAL OUTLAY								
Land		6100	0.00	0.00	0.00	0.00	0.00	0.0%
Land Improvements		6170	0.00	0.00	0.00	0.00	0.00	0.0%
Buildings and Improvements of Buildings		6200	0.00	0.00	0.00	0.00	0.00	0.0%
Books and Media for New School Libraries or Major Expansion of School Libraries		6300	0.00	0.00	0.00	0.00	0.00	0.0%
Equipment		6400	0.00	0.00	0.00	0.00	0.00	0.0%
Equipment Replacement		6500	0.00	0.00	0.00	0.00	0.00	0.0%
Lease Assets		6600	0.00	0.00	0.00	0.00	0.00	0.0%
Subscription Assets		6700	0.00	0.00	0.00	0.00	0.00	0.0%
TOTAL, CAPITAL OUTLAY			0.00	0.00	0.00	0.00	0.00	0.0%
OTHER OUTGO (excluding Transfers of Indirect Costs)								
Other Transfers Out								
Transfers of Pass-Through Revenues								
To Districts or Charter Schools		7211	0.00	0.00	0.00	0.00	0.00	0.0%
To County Offices		7212	0.00	0.00	0.00	0.00	0.00	0.0%
To JPAs		7213	0.00	0.00	0.00	0.00	0.00	0.0%
All Other Transfers Out to All Others		7299	0.00	0.00	0.00	0.00	0.00	0.0%
Debt Service								
Debt Service - Interest		7438	0.00	0.00	0.00	0.00	0.00	0.0%
Other Debt Service - Principal		7439	0.00	0.00	0.00	0.00	0.00	0.0%
TOTAL, OTHER OUTGO (excluding Transfers of Indirect Costs)			0.00	0.00	0.00	0.00	0.00	0.0%
TOTAL, EXPENDITURES			0.00	0.00	0.00	0.00		
INTERFUND TRANSFERS								
INTERFUND TRANSFERS IN								
To: State School Building Fund/County School Facilities Fund From: All Other Funds		8913	0.00	0.00	0.00	0.00	0.00	0.0%
Other Authorized Interfund Transfers In		8919	0.00	0.00	302.81	0.00	0.00	0.0%
(a) TOTAL, INTERFUND TRANSFERS IN			0.00	0.00	302.81	0.00	0.00	0.0%
INTERFUND TRANSFERS OUT								
To: State School Building Fund/County School Facilities Fund		7613	0.00	0.00	0.00	0.00	0.00	0.0%
Other Authorized Interfund Transfers Out		7619	0.00	0.00	0.00	0.00	0.00	0.0%
(b) TOTAL, INTERFUND TRANSFERS OUT			0.00	0.00	0.00	0.00	0.00	0.0%
OTHER SOURCES/USES								
SOURCES								
Proceeds								
Proceeds from Sale/Lease-Purchase of Land/Buildings		8953	0.00	0.00	0.00	0.00	0.00	0.0%
Other Sources								
Transfers from Funds of Lapsed/Reorganized LEAs		8965	0.00	0.00	0.00	0.00	0.00	0.0%
Long-Term Debt Proceeds								
Proceeds from Certificates of Participation		8971	0.00	0.00	0.00	0.00	0.00	0.0%
Proceeds from Leases		8972	0.00	0.00	0.00	0.00	0.00	0.0%
Proceeds from Lease Revenue Bonds		8973	0.00	0.00	0.00	0.00	0.00	0.0%
Proceeds from SBITAs		8974	0.00	0.00	0.00	0.00	0.00	0.0%

Description	Resource Codes	Object Codes	Original Budget (A)	Board Approved Operating Budget (B)	Actuals To Date (C)	Projected Year Totals (D)	Difference (Col B & D) (E)	% Diff Column B & D (F)
All Other Financing Sources		8979	0.00	0.00	0.00	0.00	0.00	0.0%
(c) TOTAL, SOURCES			0.00	0.00	0.00	0.00	0.00	0.0%
USES								
Transfers of Funds from Lapsed/Reorganized LEAs		7651	0.00	0.00	0.00	0.00	0.00	0.0%
(d) TOTAL, USES			0.00	0.00	0.00	0.00	0.00	0.0%
CONTRIBUTIONS								
Contributions from Unrestricted Revenues		8980	**0.00**	**0.00**	**0.00**	**0.00**	**0.00**	**0.0%**
Contributions from Restricted Revenues		8990	**0.00**	**0.00**	**0.00**	**0.00**	**0.00**	**0.0%**
(e) TOTAL, CONTRIBUTIONS			**0.00**	**0.00**	**0.00**	**0.00**	**0.00**	**0.0%**
TOTAL, OTHER FINANCING SOURCES/USES								
(a - b + c - d + e)			0.00	0.00	302.81	0.00		

Resource	Description	2025-26 Projected Totals
Total, Restricted Balance		0.00



Special Reserve Fund for Capital Outlay Projects (40)

This fund exists primarily to provide for the accumulation of general fund moneys for capital outlay purposes (Education Code Section 42840). This fund may also be used to account for any other revenues specifically for capital projects that are not restricted to fund 21, 25, 30, 35, or 49. Other authorized resources that may be deposited to the Special Reserve Fund for Capital Outlay Projects (Fund 40) are proceeds from the sale or lease-with-option-to-purchase of real property (Education Code Section 17462) and rentals and leases of real property specifically authorized for deposit to the fund by the governing board (Education Code Section 41003). The principal revenues and other sources in this fund are: • Federal, State, or Local Revenues • Rentals and Leases • Interest • Other Authorized Interfund Transfers In • Proceeds from Sale/Lease–Purchase of Land and Buildings • Federal Emergency Management Act (FEMA) Transfers from the general fund to Fund 40 authorized by the governing board must be expended for capital outlay purposes.

Proceeds from the sale or lease-with-option-to-purchase may be spent for capital outlay purposes, costs of maintenance of the LEA's property, and future maintenance and renovation of school sites (Education Code Section 17462). Expenditures for capital outlay are most commonly made against the 6000 object codes for capital outlay. Salaries of school district employees whose work is directly related to projects financed by Fund 40 revenues are capitalized as a part of the capital facilities project.

2025-26 Second Interim changes-none.

Description	Resource Codes	Object Codes	Original Budget (A)	Board Approved Operating Budget (B)	Actuals To Date (C)	Projected Year Totals (D)	Difference (Col B & D) (E)	% Diff Column B & D (F)
A. REVENUES								
1) LCFF Sources		8010-8099	0.00	0.00	0.00	0.00	0.00	0.0%
2) Federal Revenue		8100-8299	0.00	0.00	0.00	0.00	0.00	0.0%
3) Other State Revenue		8300-8599	0.00	0.00	0.00	0.00	0.00	0.0%
4) Other Local Revenue		8600-8799	10,400.08	10,400.08	16,448.49	10,400.08	0.00	0.0%
5) TOTAL, REVENUES			10,400.08	10,400.08	16,448.49	10,400.08		
B. EXPENDITURES								
1) Certificated Salaries		1000-1999	0.00	0.00	0.00	0.00	0.00	0.0%
2) Classified Salaries		2000-2999	0.00	0.00	0.00	0.00	0.00	0.0%
3) Employee Benefits		3000-3999	0.00	0.00	0.00	0.00	0.00	0.0%
4) Books and Supplies		4000-4999	0.00	0.00	0.00	0.00	0.00	0.0%
5) Services and Other Operating Expenditures		5000-5999	0.00	0.00	0.00	0.00	0.00	0.0%
6) Capital Outlay		6000-6999	0.00	0.00	0.00	0.00	0.00	0.0%
7) Other Outgo (excluding Transfers of Indirect Costs)		7100-7299,7400-7499	0.00	0.00	0.00	0.00	0.00	0.0%
8) Other Outgo - Transfers of Indirect Costs		7300-7399	0.00	0.00	0.00	0.00	0.00	0.0%
9) TOTAL, EXPENDITURES			0.00	0.00	0.00	0.00		
C. EXCESS (DEFICIENCY) OF REVENUES OVER EXPENDITURES BEFORE OTHER FINANCING SOURCES AND USES (A5 - B9)			10,400.08	10,400.08	16,448.49	10,400.08		
D. OTHER FINANCING SOURCES/USES								
1) Interfund Transfers								
a) Transfers In		8900-8929	0.00	0.00	0.00	0.00	0.00	0.0%
b) Transfers Out		7600-7629	0.00	0.00	0.00	0.00	0.00	0.0%
2) Other Sources/Uses								
a) Sources		8930-8979	0.00	0.00	0.00	0.00	0.00	0.0%
b) Uses		7630-7699	0.00	0.00	0.00	0.00	0.00	0.0%
3) Contributions		8980-8999	0.00	0.00	0.00	0.00	0.00	0.0%
4) TOTAL, OTHER FINANCING SOURCES/USES			0.00	0.00	0.00	0.00		
E. NET INCREASE (DECREASE) IN FUND BALANCE (C + D4)			10,400.08	10,400.08	16,448.49	10,400.08		
F. FUND BALANCE, RESERVES								
1) Beginning Fund Balance								
a) As of July 1 - Unaudited		9791	342,501.68	342,501.68		342,501.68	0.00	0.0%
b) Audit Adjustments		9793	0.00	0.00		0.00	0.00	0.0%
c) As of July 1 - Audited (F1a + F1b)			342,501.68	342,501.68		342,501.68		
d) Other Restatements		9795	0.00	0.00		0.00	0.00	0.0%
e) Adjusted Beginning Balance (F1c + F1d)			342,501.68	342,501.68		342,501.68		
2) Ending Balance, June 30 (E + F1e)			352,901.76	352,901.76		352,901.76		
Components of Ending Fund Balance								
a) Nonspendable								
Revolving Cash		9711	0.00	0.00		0.00		
Stores		9712	0.00	0.00		0.00		
Prepaid Items		9713	0.00	0.00		0.00		
All Others		9719	0.00	0.00		0.00		
b) Legally Restricted Balance		9740	60,592.06	60,592.06		60,592.06		
c) Committed								
Stabilization Arrangements		9750	0.00	0.00		0.00		
Other Commitments		9760	0.00	0.00		0.00		
d) Assigned								
Other Assignments		9780	292,309.70	292,309.70		292,309.70		

Description	Resource Codes	Object Codes	Original Budget (A)	Board Approved Operating Budget (B)	Actuals To Date (C)	Projected Year Totals (D)	Difference (Col B & D) (E)	% Diff Column B & D (F)
e) Unassigned/Unappropriated								
Reserve for Economic Uncertainties		9789	0.00	0.00		0.00		
Unassigned/Unappropriated Amount		9790	0.00	0.00		0.00		
FEDERAL REVENUE								
FEMA		8281	0.00	0.00	0.00	0.00	0.00	0.0%
All Other Federal Revenue		8290	0.00	0.00	0.00	0.00	0.00	0.0%
TOTAL, FEDERAL REVENUE			0.00	0.00	0.00	0.00	0.00	0.0%
OTHER STATE REVENUE								
Pass-Through Revenues from State Sources		8587	0.00	0.00	0.00	0.00	0.00	0.0%
California Clean Energy Jobs Act	6230	8590	0.00	0.00	0.00	0.00	0.00	0.0%
All Other State Revenue	All Other	8590	0.00	0.00	0.00	0.00	0.00	0.0%
TOTAL, OTHER STATE REVENUE			0.00	0.00	0.00	0.00	0.00	0.0%
OTHER LOCAL REVENUE								
Other Local Revenue								
Community Redevelopment Funds Not Subject to LCFF Deduction		8625	0.00	0.00	0.00	0.00	0.00	0.0%
Sales								
Sale of Equipment/Supplies		8631	0.00	0.00	0.00	0.00	0.00	0.0%
Leases and Rentals		8650	0.00	0.00	0.00	0.00	0.00	0.0%
Interest		8660	10,400.08	10,400.08	7,212.27	10,400.08	0.00	0.0%
Net Increase (Decrease) in the Fair Value of Investments		8662	0.00	0.00	9,236.22	0.00	0.00	0.0%
Other Local Revenue								
All Other Local Revenue		8699	0.00	0.00	0.00	0.00	0.00	0.0%
All Other Transfers In from All Others		8799	0.00	0.00	0.00	0.00	0.00	0.0%
TOTAL, OTHER LOCAL REVENUE			10,400.08	10,400.08	16,448.49	10,400.08	0.00	0.0%
TOTAL, REVENUES			10,400.08	10,400.08	16,448.49	10,400.08		
CLASSIFIED SALARIES								
Classified Support Salaries		2200	0.00	0.00	0.00	0.00	0.00	0.0%
Classified Supervisors' and Administrators' Salaries		2300	0.00	0.00	0.00	0.00	0.00	0.0%
Clerical, Technical and Office Salaries		2400	0.00	0.00	0.00	0.00	0.00	0.0%
Other Classified Salaries		2900	0.00	0.00	0.00	0.00	0.00	0.0%
TOTAL, CLASSIFIED SALARIES			0.00	0.00	0.00	0.00	0.00	0.0%
EMPLOYEE BENEFITS								
STRS		3101-3102	0.00	0.00	0.00	0.00	0.00	0.0%
PERS		3201-3202	0.00	0.00	0.00	0.00	0.00	0.0%
OASDI/Medicare/Alternative		3301-3302	0.00	0.00	0.00	0.00	0.00	0.0%
Health and Welfare Benefits		3401-3402	0.00	0.00	0.00	0.00	0.00	0.0%
Unemployment Insurance		3501-3502	0.00	0.00	0.00	0.00	0.00	0.0%
Workers' Compensation		3601-3602	0.00	0.00	0.00	0.00	0.00	0.0%
OPEB, Allocated		3701-3702	0.00	0.00	0.00	0.00	0.00	0.0%
OPEB, Active Employees		3751-3752	0.00	0.00	0.00	0.00	0.00	0.0%
Other Employee Benefits		3901-3902	0.00	0.00	0.00	0.00	0.00	0.0%
TOTAL, EMPLOYEE BENEFITS			0.00	0.00	0.00	0.00	0.00	0.0%
BOOKS AND SUPPLIES								
Books and Other Reference Materials		4200	0.00	0.00	0.00	0.00	0.00	0.0%
Materials and Supplies		4300	0.00	0.00	0.00	0.00	0.00	0.0%
Noncapitalized Equipment		4400	0.00	0.00	0.00	0.00	0.00	0.0%
TOTAL, BOOKS AND SUPPLIES			0.00	0.00	0.00	0.00	0.00	0.0%
SERVICES AND OTHER OPERATING EXPENDITURES								
Subagreements for Services		5100	0.00	0.00	0.00	0.00	0.00	0.0%

Description	Resource Codes	Object Codes	Original Budget (A)	Board Approved Operating Budget (B)	Actuals To Date (C)	Projected Year Totals (D)	Difference (Col B & D) (E)	% Diff Column B & D (F)
Travel and Conferences		5200	0.00	0.00	0.00	0.00	0.00	0.0%
Insurance		5400-5450	0.00	0.00	0.00	0.00	0.00	0.0%
Operations and Housekeeping Services		5500	0.00	0.00	0.00	0.00	0.00	0.0%
Rentals, Leases, Repairs, and Noncapitalized Improvements		5600	0.00	0.00	0.00	0.00	0.00	0.0%
Transfers of Direct Costs		5710	0.00	0.00	0.00	0.00	0.00	0.0%
Transfers of Direct Costs - Interfund		5750	0.00	0.00	0.00	0.00	0.00	0.0%
Professional/Consulting Services and Operating Expenditures		5800	0.00	0.00	0.00	0.00	0.00	0.0%
Communications		5900	0.00	0.00	0.00	0.00	0.00	0.0%
TOTAL, SERVICES AND OTHER OPERATING EXPENDITURES			0.00	0.00	0.00	0.00	0.00	0.0%
CAPITAL OUTLAY								
Land		6100	0.00	0.00	0.00	0.00	0.00	0.0%
Land Improvements		6170	0.00	0.00	0.00	0.00	0.00	0.0%
Buildings and Improvements of Buildings		6200	0.00	0.00	0.00	0.00	0.00	0.0%
Books and Media for New School Libraries or Major Expansion of School Libraries		6300	0.00	0.00	0.00	0.00	0.00	0.0%
Equipment		6400	0.00	0.00	0.00	0.00	0.00	0.0%
Equipment Replacement		6500	0.00	0.00	0.00	0.00	0.00	0.0%
Lease Assets		6600	0.00	0.00	0.00	0.00	0.00	0.0%
Subscription Assets		6700	0.00	0.00	0.00	0.00	0.00	0.0%
TOTAL, CAPITAL OUTLAY			0.00	0.00	0.00	0.00	0.00	0.0%
OTHER OUTGO (excluding Transfers of Indirect Costs)								
Other Transfers Out								
Transfers of Pass-Through Revenues								
To Districts or Charter Schools		7211	0.00	0.00	0.00	0.00	0.00	0.0%
To County Offices		7212	0.00	0.00	0.00	0.00	0.00	0.0%
To JPAs		7213	0.00	0.00	0.00	0.00	0.00	0.0%
All Other Transfers Out to All Others		7299	0.00	0.00	0.00	0.00	0.00	0.0%
Debt Service								
Debt Service - Interest		7438	0.00	0.00	0.00	0.00	0.00	0.0%
Other Debt Service - Principal		7439	0.00	0.00	0.00	0.00	0.00	0.0%
TOTAL, OTHER OUTGO (excluding Transfers of Indirect Costs)			0.00	0.00	0.00	0.00	0.00	0.0%
TOTAL, EXPENDITURES			0.00	0.00	0.00	0.00		
INTERFUND TRANSFERS								
INTERFUND TRANSFERS IN								
From: General Fund/CSSF		8912	0.00	0.00	0.00	0.00	0.00	0.0%
Other Authorized Interfund Transfers In		8919	0.00	0.00	0.00	0.00	0.00	0.0%
(a) TOTAL, INTERFUND TRANSFERS IN			0.00	0.00	0.00	0.00	0.00	0.0%
INTERFUND TRANSFERS OUT								
To: General Fund/CSSF		7612	0.00	0.00	0.00	0.00	0.00	0.0%
To: State School Building Fund/County School Facilities Fund		7613	0.00	0.00	0.00	0.00	0.00	0.0%
Other Authorized Interfund Transfers Out		7619	0.00	0.00	0.00	0.00	0.00	0.0%
(b) TOTAL, INTERFUND TRANSFERS OUT			0.00	0.00	0.00	0.00	0.00	0.0%
OTHER SOURCES/USES								
SOURCES								
Proceeds								
Proceeds from Sale/Lease-Purchase of Land/Buildings		8953	0.00	0.00	0.00	0.00	0.00	0.0%
Other Sources								
Transfers from Funds of Lapsed/Reorganized LEAs		8965	0.00	0.00	0.00	0.00	0.00	0.0%
Long-Term Debt Proceeds								
Proceeds from Certificates of Participation		8971	0.00	0.00	0.00	0.00	0.00	0.0%

Description	Resource Codes	Object Codes	Original Budget (A)	Board Approved Operating Budget (B)	Actuals To Date (C)	Projected Year Totals (D)	Difference (Col B & D) (E)	% Diff Column B & D (F)
Proceeds from Leases		8972	0.00	0.00	0.00	0.00	0.00	0.0%
Proceeds from Lease Revenue Bonds		8973	0.00	0.00	0.00	0.00	0.00	0.0%
Proceeds from SBITAs		8974	0.00	0.00	0.00	0.00	0.00	0.0%
All Other Financing Sources		8979	0.00	0.00	0.00	0.00	0.00	0.0%
(c) TOTAL, SOURCES			0.00	0.00	0.00	0.00	0.00	0.0%
USES								
Transfers of Funds from Lapsed/Reorganized LEAs		7651	0.00	0.00	0.00	0.00	0.00	0.0%
All Other Financing Uses		7699	0.00	0.00	0.00	0.00	0.00	0.0%
(d) TOTAL, USES			0.00	0.00	0.00	0.00	0.00	0.0%
CONTRIBUTIONS								
Contributions from Unrestricted Revenues		8980	**0.00**	**0.00**	**0.00**	**0.00**	**0.00**	**0.0%**
Contributions from Restricted Revenues		8990	**0.00**	**0.00**	**0.00**	**0.00**	**0.00**	**0.0%**
(e) TOTAL, CONTRIBUTIONS			**0.00**	**0.00**	**0.00**	**0.00**	**0.00**	**0.0%**
TOTAL, OTHER FINANCING SOURCES/USES								
(a - b + c - d + e)			0.00	0.00	0.00	0.00		

Resource	Description	2025-26 Projected Totals
9010	Other Restricted Local	60,592.06
Total, Restricted Balance		60,592.06



Bond Interest and Redemption Fund (51)

This fund is used for the repayment of bonds issued for an LEA (Education Code sections 15125–15262). Bonds may be issued either by the county board of supervisors on behalf of the school district or by the school district. The proceeds from the sale of the bonds are deposited in the county treasury to the Building Fund (Fund 21) of the LEA. Any premiums or accrued interest received from the sale of the bonds must be deposited in the Bond Interest and Redemption Fund (Fund 51) of the LEA. The county auditor maintains control over the LEA's Bond Interest and Redemption Fund. The principal and interest on the bonds must be paid by the county treasurer from taxes levied by the county auditor-controller. The principal revenues in this fund are: • State Subventions for Homeowners' Exemptions • Other Subventions/In-lieu Taxes • Secured Roll Taxes • Unsecured Roll Taxes • Prior Years' Taxes •

Interest Expenditures in this fund are limited to bond interest, redemption, and related costs. Any money remaining in this fund after the payment of all bonds and coupons payable from the fund, or any money in excess of an amount sufficient to pay all unpaid bonds and coupons payable from the fund, shall be transferred to the general fund upon order of the county auditor (Education Code Section 15234).

2025-26 Second Interim changes-none.

Description	Resource Codes	Object Codes	Original Budget (A)	Board Approved Operating Budget (B)	Actuals To Date (C)	Projected Year Totals (D)	Difference (Col B & D) (E)	% Diff Column B & D (F)
A. REVENUES								
1) LCFF Sources		8010-8099	0.00	0.00	0.00	0.00	0.00	0.0%
2) Federal Revenue		8100-8299	0.00	0.00	0.00	0.00	0.00	0.0%
3) Other State Revenue		8300-8599	0.00	0.00	0.00	0.00	0.00	0.0%
4) Other Local Revenue		8600-8799	570,979.24	570,979.24	394,663.41	570,979.24	0.00	0.0%
5) TOTAL, REVENUES			570,979.24	570,979.24	394,663.41	570,979.24		
B. EXPENDITURES								
1) Certificated Salaries		1000-1999	0.00	0.00	0.00	0.00	0.00	0.0%
2) Classified Salaries		2000-2999	0.00	0.00	0.00	0.00	0.00	0.0%
3) Employee Benefits		3000-3999	0.00	0.00	0.00	0.00	0.00	0.0%
4) Books and Supplies		4000-4999	0.00	0.00	0.00	0.00	0.00	0.0%
5) Services and Other Operating Expenditures		5000-5999	0.00	0.00	0.00	0.00	0.00	0.0%
6) Capital Outlay		6000-6999	0.00	0.00	0.00	0.00	0.00	0.0%
7) Other Outgo (excluding Transfers of Indirect Costs)		7100-7299,7400-7499	618,211.13	618,211.13	639,839.48	618,211.13	0.00	0.0%
8) Other Outgo - Transfers of Indirect Costs		7300-7399	0.00	0.00	0.00	0.00	0.00	0.0%
9) TOTAL, EXPENDITURES			618,211.13	618,211.13	639,839.48	618,211.13		
C. EXCESS (DEFICIENCY) OF REVENUES OVER EXPENDITURES BEFORE OTHER FINANCING SOURCES AND USES (A5 - B9)			(47,231.89)	(47,231.89)	(245,176.07)	(47,231.89)		
D. OTHER FINANCING SOURCES/USES								
1) Interfund Transfers								
a) Transfers In		8900-8929	0.00	0.00	0.00	0.00	0.00	0.0%
b) Transfers Out		7600-7629	0.00	0.00	0.00	0.00	0.00	0.0%
2) Other Sources/Uses								
a) Sources		8930-8979	0.00	0.00	0.00	0.00	0.00	0.0%
b) Uses		7630-7699	0.00	0.00	0.00	0.00	0.00	0.0%
3) Contributions		8980-8999	0.00	0.00	0.00	0.00	0.00	0.0%
4) TOTAL, OTHER FINANCING SOURCES/USES			0.00	0.00	0.00	0.00		
E. NET INCREASE (DECREASE) IN FUND BALANCE (C + D4)			(47,231.89)	(47,231.89)	(245,176.07)	(47,231.89)		
F. FUND BALANCE, RESERVES								
1) Beginning Fund Balance								
a) As of July 1 - Unaudited		9791	371,976.61	371,976.61		371,976.61	0.00	0.0%
b) Audit Adjustments		9793	0.00	0.00		0.00	0.00	0.0%
c) As of July 1 - Audited (F1a + F1b)			371,976.61	371,976.61		371,976.61		
d) Other Restatements		9795	0.00	0.00		0.00	0.00	0.0%
e) Adjusted Beginning Balance (F1c + F1d)			371,976.61	371,976.61		371,976.61		
2) Ending Balance, June 30 (E + F1e)			324,744.72	324,744.72		324,744.72		
Components of Ending Fund Balance								
a) Nonspendable								
Revolving Cash		9711	0.00	0.00		0.00		
Stores		9712	0.00	0.00		0.00		
Prepaid Items		9713	0.00	0.00		0.00		
All Others		9719	0.00	0.00		0.00		
b) Legally Restricted Balance		9740	0.00	0.00		0.00		
c) Committed								
Stabilization Arrangements		9750	0.00	0.00		0.00		
Other Commitments		9760	0.00	0.00		0.00		
d) Assigned								
Other Assignments		9780	324,744.72	324,744.72		324,744.72		

Description	Resource Codes	Object Codes	Original Budget (A)	Board Approved Operating Budget (B)	Actuals To Date (C)	Projected Year Totals (D)	Difference (Col B & D) (E)	% Diff Column B & D (F)
e) Unassigned/Unappropriated								
Reserve for Economic Uncertainties		9789	0.00	0.00		0.00		
Unassigned/Unappropriated Amount		9790	0.00	0.00		0.00		
FEDERAL REVENUE								
All Other Federal Revenue		8290	0.00	0.00	0.00	0.00	0.00	0.0%
TOTAL, FEDERAL REVENUE			0.00	0.00	0.00	0.00	0.00	0.0%
OTHER STATE REVENUE								
Tax Relief Subventions								
Voted Indebtedness Levies								
Homeowners' Exemptions		8571	0.00	0.00	0.00	0.00	0.00	0.0%
Other Subventions/In-Lieu Taxes		8572	0.00	0.00	0.00	0.00	0.00	0.0%
TOTAL, OTHER STATE REVENUE			0.00	0.00	0.00	0.00	0.00	0.0%
OTHER LOCAL REVENUE								
County and District Taxes								
Voted Indebtedness Levies								
Secured Roll		8611	554,478.12	554,478.12	333,401.61	554,478.12	0.00	0.0%
Unsecured Roll		8612	1,373.78	1,373.78	42,370.17	1,373.78	0.00	0.0%
Prior Years' Taxes		8613	435.92	435.92	47.07	435.92	0.00	0.0%
Supplemental Taxes		8614	9,714.81	9,714.81	4,182.40	9,714.81	0.00	0.0%
Penalties and Interest from Delinquent Non-LCFF Taxes		8629	0.00	0.00	0.00	0.00	0.00	0.0%
Interest		8660	4,976.61	4,976.61	3,251.82	4,976.61	0.00	0.0%
Net Increase (Decrease) in the Fair Value of Investments		8662	0.00	0.00	11,410.34	0.00	0.00	0.0%
Other Local Revenue								
All Other Local Revenue		8699	0.00	0.00	0.00	0.00	0.00	0.0%
All Other Transfers In from All Others		8799	0.00	0.00	0.00	0.00	0.00	0.0%
TOTAL, OTHER LOCAL REVENUE			570,979.24	570,979.24	394,663.41	570,979.24	0.00	0.0%
TOTAL, REVENUES			570,979.24	570,979.24	394,663.41	570,979.24		
OTHER OUTGO (excluding Transfers of Indirect Costs)								
Debt Service								
Bond Redemptions		7433	73,136.00	73,136.00	115,092.00	73,136.00	0.00	0.0%
Bond Interest and Other Service Charges		7434	545,075.13	545,075.13	524,747.48	545,075.13	0.00	0.0%
Debt Service - Interest		7438	0.00	0.00	0.00	0.00	0.00	0.0%
Other Debt Service - Principal		7439	0.00	0.00	0.00	0.00	0.00	0.0%
TOTAL, OTHER OUTGO (excluding Transfers of Indirect Costs)			618,211.13	618,211.13	639,839.48	618,211.13	0.00	0.0%
TOTAL, EXPENDITURES			618,211.13	618,211.13	639,839.48	618,211.13		
INTERFUND TRANSFERS								
INTERFUND TRANSFERS IN								
Other Authorized Interfund Transfers In		8919	0.00	0.00	0.00	0.00	0.00	0.0%
(a) TOTAL, INTERFUND TRANSFERS IN			0.00	0.00	0.00	0.00	0.00	0.0%
INTERFUND TRANSFERS OUT								
To: General Fund		7614	0.00	0.00	0.00	0.00	0.00	0.0%
Other Authorized Interfund Transfers Out		7619	0.00	0.00	0.00	0.00	0.00	0.0%
(b) TOTAL, INTERFUND TRANSFERS OUT			0.00	0.00	0.00	0.00	0.00	0.0%
OTHER SOURCES/USES								
SOURCES								
Other Sources								
Transfers from Funds of Lapsed/Reorganized LEAs		8965	0.00	0.00	0.00	0.00	0.00	0.0%
All Other Financing Sources		8979	0.00	0.00	0.00	0.00	0.00	0.0%
(c) TOTAL, SOURCES			0.00	0.00	0.00	0.00	0.00	0.0%
USES								

Description	Resource Codes	Object Codes	Original Budget (A)	Board Approved Operating Budget (B)	Actuals To Date (C)	Projected Year Totals (D)	Difference (Col B & D) (E)	% Diff Column B & D (F)
Transfers of Funds from Lapsed/Reorganized LEAs		7651	0.00	0.00	0.00	0.00	0.00	0.0%
All Other Financing Uses		7699	0.00	0.00	0.00	0.00	0.00	0.0%
(d) TOTAL, USES			0.00	0.00	0.00	0.00	0.00	0.0%
CONTRIBUTIONS								
Contributions from Unrestricted Revenues		8980	0.00	0.00	0.00	0.00	0.00	0.0%
Contributions from Restricted Revenues		8990	0.00	0.00	0.00	0.00	0.00	0.0%
(e) TOTAL, CONTRIBUTIONS			0.00	0.00	0.00	0.00	0.00	0.0%
TOTAL, OTHER FINANCING SOURCES/USES								
(a - b + c - d + e)			0.00	0.00	0.00	0.00		

C

GUSTINE UNIFIED SCHOOL DISTRICT

Meeting of the Board of Trustees
MEETING DATE:
March 11, 2026

AGENDA ITEM TITLE: 2024-2025 Developer Fee Annual Report

AGENDA SECTION: Action

PRESENTED BY: Linda Levesque, Fiscal Consultant

RECOMMENDATIONS:
It is recommended that the Board of Trustees accept the 2024-2025 Developer Fee Annual Report.

SUMMARY:
Government Code Sections 66006 and 66001 provide that the District shall make available to the public certain information and adopt described findings relative to statutory facility fees ("Statutory School Fees") collected pursuant to Education Code Sections 17620 et. seq. and Government Code Sections 65995 et.seq. The foregoing for this purpose is also referred to as Reportable Fees. The described information and findings relate to Reportable Fees received, expended or to be expended in connection with school facilities to accommodate additional students from new development if funded or partially funded with Reportable Fees. The Reportable Fees do not include letters of credit, bonds, or other instruments to secure payment of Reportable Fees at a future date. The Reportable Fees have not been levied, collected or imposed for general revenue purposes.

Reportable Fees are commonly referred to as Developer Fees or Fund 25. These funds are generated from residential or commercial building only. This report summarizes revenue and expenditures for the fiscal year 2024-25 only. Reportable Fees are very restricted in nature and are reserved for interim or permanent housing expenditures for student growth within the district.

FISCAL IMPACT: Total Developer Fee Revenues in 2024-2025 were $ $10,864.28.
Total interest earned $17,412.45

BUDGET CATEGORY: All District Funds

GUSTINE UNIFIED SCHOOL DISTRICT

STATUTORY SCHOOL FACILITY FEES INCLUDING

ALTERNATIVE SCHOOL FACILITY FEES REPORT FOR

FISCAL YEAR 2024-25

Government Code Sections 66006 and 66001 provide that the District shall make available to the public certain information and adopt described findings relative to statutory school facility fees ("Statutory School Fees") collected pursuant to Education Code Sections 17620 et. seq. and Government Code Sections 65995 et. seq. ("Level 1 fees, "Level 2 fees," and "Level 3 fees," collectively, "Statutory School Facility Fees" and as to Level 2 and Level 3 fees, "Alternative School Facility Fees.") The foregoing for this purpose is also referred to as reportable fees ("Reportable Fees"). The described information and findings relate to Reportable Fees received, expended or to be expended in connection with school facilities ("School Facilities") to accommodate additional students from new development if funded or partially funded with Reportable Fees. The Reportable Fees do not include letters of credit, bonds, or other instruments to secure payment of Reportable Fees at a future date. The Reportable Fees have not been levied, collected or imposed for general revenue purposes.

The following is the information and proposed findings the District proposes to review and adopt in accordance with Government Code Sections 66006 and 66001.

1. ANNUAL REPORT

In accordance with Government Code Sections 66006(b)(1) and (2), the District provides the following information for fiscal year 2024-25:

A. DESCRIPTION OF THE TYPE OF REPORTABLE FEES IN THE ACCOUNTS OF THE DISTRICT:

The Reportable Fees consist of Statutory School Fees including Alternative School Facility Fees.

B. AMOUNT OF REPORTABLE FEES:

The Reportable Fee amounts for fiscal year 2024-2025 were $5.17 per square foot of assessable space for residential development that is constructed within the School District. The commercial/industrial Reportable Fee amount was $.84 per square foot of covered and enclosed space constructed within the district. These Reportable fee amounts were previously adopted on behalf of the District by the Governing Board of the District.

The Reportable Fee amounts only partially mitigate the impacts to the District caused by new residential development because the Reportable Fees do not adequately fund the

school facility needs resulting from additional development within the District. The amounts of the Reportable Fees are essential to fund interim and permanent School Facilities to accommodate students from additional development within the District.

C. BEGINNING AND ENDING BALANCE OF ACCOUNTS

Beginning Balance 7-1-24	$420,844.62
Ending Balance 6-30-25	$404,064.91

D. AMOUNT OF THE REPORTABLE FEES COLLECTED AND INTEREST EARNED:

Source	Amount Collected
New Development	$10,864.28
Interest Earned	$17,412.45

E. IDENTIFICATION OF PROJECTS ON WHICH REPORTABLE FEES WERE EXPENDED

Developer fee funds have been designated for bond fees, bank fees related to the bonds and consulting with district attorney's on major facility projects.

G. DESCRIPTION OF INTERFUND TRANSFERS OR LOAN MADE FROM THE ACCOUNT:

None.

H. THE AMOUNT OF REFUNDS MADE OR REVENUES ALLOCATED FOR OTHER PURPOSES IF THE ADMINISTRATIVE COSTS OF REFUNDING UNEXPENDED REVENUES EXCEED THE AMOUNT TO BE REFUNDED:

None.

In accordance with Government Code Section 66006 (b)(2), the foregoing information including the proposed five (5) year findings set forth below will be made available to the public at least (15) days prior to consideration of the Reportable Fees Report. The Board of the District will review such annual information and proposed five-year findings at its next regular meeting occurring at least fifteen days subsequent to the availability of this Reportable Fee Report.

II. PROPOSED FIVE-YEAR FINDINGS

In accordance with Government Code Section 66001, the District provides the following information with respect to that portion of the accounts remaining unexpended, whether committed or uncommitted.

A. IDENTIFICATION OF THE PURPOSE TO WHICH THE REPORTABLE FEES

ARE TO BE PUT:

The purpose of the Reportable Fees imposed and collected on new residential, commercial and industrial development within the District is to fund additional School Facilities required to serve the students of the District generated by this new development within the District. Specifically, the Reportable Fees will be used for the construction and/or acquisition of additional School Facilities, remodeling existing School Facilities to add additional classrooms and technology, as well as acquiring and installing additional portable classrooms.

B. **DEMONSTRATION OF A REASONABLE RELATIONSHIP BETWEEN THE REPORTABLE FEES AND THE PURPOSES FOR WHICH THEY ARE CHARGED:**

There is a roughly proportional, reasonable relationship between the new development upon which the Reportable Fees are charged and the need for additional School Facilities by reason of the fact that additional students will be generated by additional development within the District and the District does not have student capacity in the existing School Facilities to accommodate these new students. Furthermore, the Reportable Fees charged on a new development will be used to fund School Facilities which will be used to serve the students generated from new development and the Reportable Fees do not exceed the costs of providing such School Facilities for new students

C. **IDENTIFICATION OF ALL SOURCES AND AMOUNTS OF FUNDING ANTICIPATED TO COMPLETE FINANCING OF THE SCHOOL FACILITIES IDENTIFIED BY THE DISTRICT:**

Source of Funding	Amount of funding anticipated
School Facility Fees	$10,000

D

GUSTINE UNIFIED SCHOOL DISTRICT

Meeting of the Board of Trustees
MEETING DATE:
March 11, 2026

AGENDA ITEM TITLE: Board Policy Updates February 2026, First Reading

AGENDA SECTION: Action

PRESENTED BY: Dr. Bryan Ballenger, Superintendent

RECOMMENDATIONS:
It is recommended that the Board of Trustees waive the first reading of Board Policy Updates February 2026.

SUMMARY:
The attached CSBA Manual Maintenance Service Checklists list the policies that need to be updated as of February 2026. Once approved by the Board, the updates will be posted on GAMUT Online, available from the District's website.

FISCAL IMPACT: None

BUDGET CATEGORY: None

CSBA UPDATE CHECKLIST – February 2026

District Name: **Gustine Unified School District**

Contact Name: **Sara Gomez** Phone: **209-854-3784** Email: **sgomez@gustineusd.org**

POLICY	TITLE	OPTIONS/BLANKS	ADOPTION DATE	MANDATED
AR 3440	Inventories			
BP 4119.21	Professional Standards			
E(1) 4119.21	Professional Standards			
BP 4119.24	Maintaining Appropriate Adult-Student Interactions			**M**
BP 4156.3	Employee Property Reimbursement	**OPTION 1:** ☒ **OPTION 2:** ☐		
BP 4219.21	Professional Standards			
E(1) 4219.21	Professional Standards	**NEW POLICY**		
BP 4219.24	Maintaining Appropriate Adult-Student Interactions			**M**
BP 4256.3	Employee Property Reimbursement	**OPTION 1:** ☒ **OPTION 2:** ☐		
BP 4319.21	Professional Standards	**NEW REGULATION**		
E(1) 4319.21	Professional Standards			
BP 4319.24	Maintaining Appropriate Adult-Student Interactions			**M**
BP 4356.3	Employee Property Reimbursement	**OPTION 1:** ☒ **OPTION 2:** ☐		
BP 5144.1	Suspension and Expulsion/Due Process			**M**
AR 5144.1	Suspension and Expulsion/Due Process			**M/CM**
BP 5145.2	Freedom Of Speech/Expression			**M**
AR 5145.2	Freedom Of Speech/Expression			**M**
BP 6142.7	Physical Education and Activity			
AR 6142.7	Physical Education and Activity			

CSBA UPDATE CHECKLIST – February 2026

District Name: **Gustine Unified School District**

POLICY	TITLE	OPTIONS/BLANKS	ADOPTION DATE	MANDATED
BP 6146.1	High School Graduation Requirements	**Fill in Blanks** None		
BP 6146.3	Reciprocity of Academic Credit			
AR 6146.3	Reciprocity of Academic Credit			
BP 6146.4	Differential Graduation and Competency Standards for Students with Disabilities			
BP 6173	Education for Homeless Children			**M**
AR 6173	Education for Homeless Children	**Fill in Blanks** Director of Curriculum & Instruction 1500 Meredith Ave., Gustine, CA 95322 kmedeiros@gustineusd.org 209-854-3784		**M**
E(1) 6173	Education for Homeless Children	**Fill in Blanks**		
E(2) 6173	Education for Homeless Children	**Fill in Blanks**		
BP 6173.1	Education for Foster Youth			
AR 6173.1	Education for Foster Youth	**Fill in Blanks** Director of Curriculum & Instruction 1500 Meredith Ave., Gustine, CA 95322 kmedeiros@gustineusd.org 209-854-3784		
BP 6173.2	Education of Children of Military Families			
AR 6173.2	Education of Children of Military Families			
AR 6173.3	Education for Juvenile Court School Students			
BP 6173.4	Education for American Indian Students			**CM**
BP 6175	Migrant Education Program			

CSBA UPDATE CHECKLIST – February 2026

District Name: **Gustine Unified School District**

POLICY	TITLE	OPTIONS/BLANKS	ADOPTION DATE	MANDATED
AR 6175	Migrant Education Program			
BB 9250	Remuneration, Reimbursement and other Benefits	**OPTION 1:** ☒ **OPTION 2:** ☐ **OPTION 3:** ☐ **Fill in Blanks**		
E(1) 9250	Remuneration, Reimbursement and other Benefits	**Fill in Blanks**		
E(2) 9250	Remuneration, Reimbursement and other Benefits			
BB 9320	Meetings and Notices	**Fill in Blanks** 1 meeting; 7:00 PM 2nd Wednesday of each month GUSD 1500 Meredith Ave. Gustine, CA 95322		**M**
BB 9320.1	Remote Meetings and Attendance	**NEW BYLAW** **OPTION 1:** ☒ **OPTION 2:** ☐ **OPTION 3:** ☐		
BB 9322	Agenda/Meeting Materials	**OPTION 1:** ☐ **OPTION 2:** ☒ **Fill in Blanks** 3 Minutes		**M**

CSBA UPDATE CHECKLIST – February 2026

District Name: **Gustine Unified School District**

POLICY	TITLE	OPTIONS/BLANKS	ADOPTION DATE	MANDATED
BB 9323	Meeting Conduct	**Fill in Blanks** Robert's Rules of Order 10:30 p.m.		

CSBA POLICY GUIDE SHEET
February 2026

Note: Descriptions below identify revisions made to CSBA's sample board policies, administrative regulations, board bylaws, and/or exhibits. Editorial changes and minor revisions have also been made. Districts and county offices of education should review the sample materials and modify their own policies accordingly.

Administrative Regulation 3440 - Inventories

Regulation updated to reflect **NEW LAW (AB 629, 2025)** which (1) increases the threshold amount for which the Governing Board is required to establish and maintain an inventory of items to a current market value that exceeds $1,500, and (2) requires the Superintendent of Public Instruction to adjust such market value biennially and post it on the California Department of Education's (CDE) website. Additionally, regulation updated to more closely align with law and CDE's federal program monitoring instrument.

Board Policy 4119.21/4219.21/4319.21 - Professional Standards

Policy updated to add, to the philosophical paragraph, the Governing Board's desire to provide a safe and positive school environment that promotes the learning, engagement, safety, and well-being of district students, and to expand upon the expectations for district employee conduct. Additionally, policy updated to reflect **NEW LAW (SB 848, 2025)** which prohibits inappropriate conduct between district employees, adult volunteers, and contractors and among and between adults employed, volunteering, or under contract with the district. In addition, policy updated to clarify that inappropriate employee conduct includes (1) engaging in any conduct that endangers or threatens to endanger students, staff, or others, and (2) other conduct prohibited in Board Policy 4119.24/4219.24/4319.24 - Maintaining Appropriate Adult-Student Interactions.

Exhibit (1) 4119.21 - Professional Standards

Exhibit updated in conjunction with the accompanying Board Policy and to align with the most recent version of the National Education Association's Code of Ethics for Educators.

Exhibit (1) 4219.21 - Professional Standards

Exhibit updated in conjunction with the accompanying Board Policy.

Exhibit (1) 4319.21 - Professional Standards

Exhibit updated in conjunction with the accompanying Board Policy.

Board Policy 4119.24/4219.24/4319.24 - Maintaining Appropriate Adult-Student Interactions

Policy updated to add, that for purposes of this policy, employees include interns, volunteers, contractors, and other persons with an employment relationship with the district. Additionally, policy updated to add, to the philosophical paragraph, the Governing Board's desire to provide a safe environment that promotes the learning, engagement, and safety of district students. In addition, policy updated to reflect **NEW LAW (SB 848, 2025)** which prohibits inappropriate conduct between district employees and students and expands the list of inappropriate employee conduct. Policy also updated to add new section related to violations of this policy.

Board Policy 4156.3/4256.3/4356.3 - Employee Property Reimbursement

Policy updated to clarify, in Option 2, that to the extent that the full cost of repair or replacement of an employee's personal property is not covered by another source, such as an employee's private insurance, the Governing Board authorizes the Superintendent or designee to pay the remaining cost of replacing or repairing the employee's personal property. Additionally, policy updated to add that the Board may establish a maximum value of reimbursement.

Board Policy 5144.1 - Suspension and Expulsion/Due Process

Policy updated to add that off campus student behavior may result in discipline when it disrupts district programs and activities or is otherwise prohibited by law, Board policy or administrative regulation. Additionally, policy updated to include state law authorization for the Governing Board, on a case-by-case

basis, to permit a student Board member to make restorative justice recommendations to the Board regarding specific expulsion matters. In addition, policy updated to reflect **NEW LAW (AB 1230, 2025)** which (1) requires the Board, at the time of the expulsion order, to recommend a plan for the student's rehabilitation, and (2) adds to the list of outcome data the Superintendent or designee is required to maintain.

Administrative Regulation 5144.1 - Suspension and Expulsion/Due Process

Regulation updated to clarify that a student may not be disciplined prior to a finding being made pursuant to the Title IX grievance process, but that the district may conduct a non-discipline removal of a student in emergency situations where there is an immediate threat to the health or safety of any student or other individual. Additionally, regulation updated to add requirement that students who voluntarily disclose their use of a controlled substance, alcohol, intoxicant, or tobacco in order to seek help through services or supports may not be suspended solely for that disclosure. In addition, regulation updated to reflect **NEW LAW (AB 1230, 2025)** which (1) requires the Governing Board, at the time of the expulsion order, to recommend a plan for the student's rehabilitation, including specified components, (2) requires the County Superintendent of Schools to provide the Board notification if the County Superintendent is unable to serve students expelled by the district, whereby the Board is required to ensure that another educational program is provided, (3) requires as part of the process for a required review, that the Board indicate whether the student had access to the necessary resources to complete their rehabilitation plan, and that a rehabilitation plan that is not completed due to financial or transportation barriers or a lack of viable opportunities not be a basis to deny the student readmission, and (4) amends the conditions under which the Board may deny readmission.

Board Policy 5145.2 - Freedom Of Speech/Expression

Policy updated to (1) add language to the Governing Board's philosophical statement related to providing a welcoming, safe, and supportive school environment that protects students from discrimination, harassment, intimidation, and bullying, or other types of expression prohibited by law, (2) delete headings for On- and Off- Campus Expression, (3) expand student exercise of freedom of speech and/or the press to include official district and school websites or social media accounts identified and made available for such purpose, (4) expand which student expressions, or distributing or posting of material, is prohibited, (5) clarify material related to off-campus expression, including electronic expression via a personal device or online expression via a personal social media account, and (6) clarify material related to when student expression may be subject to discipline.

Administrative Regulation 5145.2 - Freedom Of Speech/Expression

Regulation updated to establish, at the outset, time, place, and manner restrictions, including the addition of material related to (1) the locations, physical and electronic, that the principal or designee may identify on which students and student organizations may hold rallies, express ideas, debate issues, or post information of general interest, and (2) the authorization for the principal or designee to require a disclaimer on printed materials or petitions stating that the materials or petitions are not sponsored by and do not necessarily reflect the views, ideas, and opinions of the school or district. Additionally, regulation updated to (1) add to the definition of "official school publications" courses or programs, student clubs or organizations, student newspapers or other student publications distributed to the public or student body either for a fee or free, (2) clarify material related to the written publications code, (3) modify the requirement related to the professional standards for which official student publications be held to account for publications which may not be written in English, (4) expand material related to violations of this regulation or accompanying Board policy, with first considering any feasible alternative options to limit the material, providing notice to the official student publication with specific reasons for why the submitted material may not be published, and with sufficient time, absent extraordinary circumstances, to allow the publication or student authors to either modify the material or request review by the Superintendent or designee, and (5) authorize the principal or designee to require a disclaimer on all official student publications indicating that views, ideas, and opinions expressed in official student publications do not necessarily reflect those of the school or district. In addition, regulation updated to add new section, "Student Participation in Civic or Political Events," which includes that a student in middle or high school, with advance notice, be permitted one excused absence per school year in order to participate in a civic or political event such as voting, poll working, strikes, public commenting, or attending candidate speeches, political or civic forums, or town halls.

Board Policy 6142.7 - Physical Education and Activity

Policy updated to reflect that districts are required to grant a student in kindergarten-grade 12 an accommodation in connection with any physical activity components of a physical education course during a period of religious fasting, and that the student be provided alternative assignments or activities for the period the student is granted an accommodation. Additionally, policy updated to reflect the requirement that the district (1) develop, adopt, and implement extreme weather protocols that incorporate the standardized guidelines compiled by the California Department of Education that include specific measures to be taken during extreme weather conditions, and (2) that the adopted weather protocols be annually reviewed, evaluated, and if necessary, updated in accordance with law. In addition, policy updated to authorize the Superintendent or designee to offer an alternate term schedule for grades 6-12 physical education courses.

Administrative Regulation 6142.7 - Physical Education and Activity

Regulation updated to include the definition of "extreme weather conditions," which means occurrences of unusually severe weather conditions, including, but not limited to, periods of extreme heat, excessive precipitation, and floods, that may pose significant harm to students. Additionally, regulation updated to add required specified components of an alternate term schedule for physical education, to be included if authorized by Governing Board in the accompanying Board policy. In addition, regulation updated to delete outdated material related to the duties of a district's physical fitness test coordinator.

Board Policy 6146.1 - High School Graduation Requirements

Policy updated to (1) clarify where, in policy, exemptions from district-adopted graduation requirements can be found, (2) reflect **NEW LAW (AB 821, 2025)** which indefinitely extends the authorization for career technical education to count toward the visual or performing arts or world language graduation requirement, and (3) qualify that the graduation requirement for a one-semester course in ethnic studies beginning with the 2029-30 school year is contingent on state funding. Additionally, policy updated to reflect (1) the graduation requirement, beginning in the 2030-31 school year, for the completion of a stand-alone one-semester course in personal finance that may not be combined with any other course, and (2) the authorization, starting with students graduating in 2030-31, for a student who completes such a course to be exempt from the requirement to complete a one-semester course in economics. In addition, policy updated to clarify (1) that the Governing Board may adopt additional coursework or other requirements that district students are required to complete in order to obtain a high school diploma, and (2) that the Board is expressly authorized by law to adopt a policy that exempts students from additional locally adopted graduation requirements. Policy also updated to expand the section, "Exemption from District-Adopted Graduation Requirements for Highly Mobile Students," to include the graduation exemptions for foster youth, a student experiencing homelessness, a former juvenile court school student, a child of a military family, a student who is migratory or a student participating in a newcomer program as specified in law (highly mobile students), with material that was formerly in separate policies unique to the particular characteristic of the highly mobile student.

Board Policy 6146.3 - Reciprocity of Academic Credit

Policy updated in conjunction with the accompanying administrative regulation.

Administrative Regulation 6146.3 - Reciprocity of Academic Credit

Regulation updated to delete sections on transfers from accredited and non-accredited schools since state law and the accompanying Board policy require districts to accept full or partial coursework satisfactorily completed by students while attending a public school, a juvenile court school, or nonpublic nonsectarian school or agency. Additionally, regulation updated to move section on appeals and due process to follow material for which a parent/guardian may appeal. In addition, regulation updated to add section, "Transfer of Coursework and Credits for Highly Mobile Students," which includes requirements related to transfer of coursework and credits for foster youth, a student experiencing homelessness, a former juvenile court school student, a child of a military family, a student who is migratory, or a student participating in a newcomer program as specified in law (highly mobile students), with material that was formerly in separate policies unique to the particular characteristic of the highly mobile student. Regulation also updated to include new section, "Notification and Complaints," which includes required notification and applicable complaint procedures related to transfer of coursework and credit for highly mobile students.

Board Policy 6146.4 - Differential Graduation and Competency Standards for Students with Disabilities

Policy updated to reflect the authorization for districts to exempt a student with disabilities who was enrolled in grade 10 or higher in the 2022-23 school year, and who satisfies eligibility criteria, from all coursework and other requirements adopted by the Governing Board that are additional to the statewide course requirements, and to award the student a high school diploma.

Board Policy 6173 - Education for Homeless Children

Policy updated to delete reporting requirements related to students experiencing homelessness who graduated in the fourth or fifth year of high school with an exemption from district-established graduation requirements that are in addition to the statewide course requirements, as that material is in Board Policy 6146.1 - High School Graduation Requirements, in the section, "Exemption from District-Adopted Graduation Requirements for Highly Mobile Students," which includes such exemptions for all highly mobile students.

Administrative Regulation 6173 - Education for Homeless Children

Regulation updated to reflect the requirement for districts that offer an intersession program to grant priority access to students experiencing homelessness. Additionally, regulation updated to delete material related to transfer of coursework and credits as that material was moved to Administrative Regulation 6146.3 - Reciprocity of Academic Credit, which includes two new sections related to (1) transfer of coursework and credits and (2) related notifications and complaints, for highly mobile students. In addition, regulation updated to delete material related to exemptions from district-established graduation requirements as that material was moved to Board Policy 6146.1 - High School Graduation Requirements, and includes such exemptions for all highly mobile students.

Exhibit (1) 6173 - Education for Homeless Children

Exhibit updated in conjunction with the accompanying Board policy, administrative regulation, and exhibit.

Exhibit (2) 6173 - Education for Homeless Children

Exhibit updated in conjunction with the accompanying Board policy, administrative regulation, and exhibit.

Board Policy 6173.1 - Education for Foster Youth

Policy updated to delete reporting requirements related to foster youth who graduated in the fourth or fifth year of high school with an exemption from district-established graduation requirements that are in addition to the statewide course requirements, as that material is in Board Policy 6146.1 - High School Graduation Requirements in the section, "Exemption from District-Adopted Graduation Requirements for Highly Mobile Students," which includes such exemptions for all highly mobile students.

Administrative Regulation 6173.1 - Education for Foster Youth

Regulation updated to reflect that the definition of a "student in foster care" includes a child who is detained in a county-operated juvenile detention facility or is the subject of a juvenile court petition and has been identified by a county child welfare agency, a probation department, or an Indian tribe meeting as being at imminent risk of removal and placement into foster care. Additionally, regulation updated to reflect that, for a foster youth who is also a student with a disability, the school of origin includes a placement in a certified nonpublic, nonsectarian school. In addition, regulation updated to reflect that districts which offer an intersession program are required to grant priority access to foster youth. Regulation also updated to delete material related to transfer of coursework and credits as that material was moved to Administrative Regulation 6146.3 - Reciprocity of Academic Credit, which includes two new sections related to (1) transfer of coursework and credits, and (2) related notifications and complaints, for highly mobile students. Additionally, regulation updated to delete material related to exemptions from district-established graduation requirements, as that material was moved to Board Policy 6146.1 - High School Graduation Requirements, and includes such exemptions for all highly mobile students.

Board Policy 6173.2 - Education of Children of Military Families

Policy updated to reference the requirement for the California Department of Education to establish a California Purple Star School Designation Program to reduce the burden on military-connected students and their families.

Administrative Regulation 6173.2 - Education of Children of Military Families

Regulation updated to reflect that the United States Space Force is included in the definition of "Uniformed Services" for purposes of the Interstate Compact on Educational Opportunity for Military Children. Additionally, regulation updated to reflect **NEW LAW (AB 1412, 2025)** which requires the district, when a child of a military family who is a student with disabilities enrolls in the district, to accept unofficial records provided by the student's parent/guardian, including the individualized education program and supporting documents and any other records relating to the provision of special education and related services to the student, pending validation by the official records, in accordance with the requirements of the Interstate Compact on Educational Opportunity for Military Children. In addition, regulation updated to delete material related to transfer of coursework and credits as that material was moved to Administrative Regulation 6146.3 - Reciprocity of Academic Credit, which includes two new sections related to (1) transfer of coursework and credits, and (2) related notifications and complaints, for highly mobile students. Regulation also updated to delete material related to exemptions from district-established graduation requirements as that material was moved to Board Policy 6146.1 - High School Graduation Requirements, and includes such exemptions for all highly mobile students.

Administrative Regulation 6173.3 - Education for Juvenile Court School Students

Regulation updated to delete material related to transfer of coursework and credits as that material was moved to Administrative Regulation 6146.3 - Reciprocity of Academic Credit, which includes two new sections related to (1) transfer of coursework and credits, and (2) related notifications and complaints, for highly mobile students. Additionally, regulation updated to delete material related to exemptions from district-established graduation requirements as that material was moved to Board Policy 6146.1 - High School Graduation Requirements, and includes such exemptions for all highly mobile students.

Board Policy 6173.4 - Education for American Indian Students

Policy updated to reference the Native American Studies Model Curriculum, which is a state funded comprehensive, standards-aligned curriculum dedicated to Native American Studies that offers lessons that integrate Native perspectives across academic disciplines.

Board Policy 6175 - Migrant Education Program

Policy updated to clarify that first priority for services to students who are migratory is for those students who have made a qualifying move within the previous one-year period.

Administrative Regulation 6175 - Migrant Education Program

Regulation updated to delete material related to transfer of coursework and credits as that material was moved to Administrative Regulation 6146.3 - Reciprocity of Academic Credit, which includes two new sections related to (1) transfer of coursework and credits, and (2) related notifications and complaints, for highly mobile students. Additionally, regulation updated to delete material related to exemptions from district-established graduation requirements as that material was moved to Board Policy 6146.1 - High School Graduation Requirements, and includes such exemptions for all highly mobile students.

Board Bylaw 9250 - Remuneration, Reimbursement and other Benefits

Bylaw updated to (1) delete options regarding monthly compensation provided to individual Governing Board members, (2) replace with a blank for districts to specify the amount of monthly compensation that reflects district practice, and (3) separate out material which provides that Board members are not required to accept the monthly compensation. Additionally, bylaw updated to clarify material related to (1) a Board member receiving a pro rata monthly compensation, (2) reimbursement for expenses incurred when performing authorized services for the district, (3) benefits for Board members, and (4) former Board members, and the Board member's spouse/registered domestic partner and eligible dependent children, participation in the health and welfare benefits programs provided for district employees. In addition, the section, "Health and Welfare Benefits for Former Board Members," was deleted, as there are few, if any, Board members who would be eligible, since it would require serving for over 30 years, with still relevant material combined with the expanded section, "Benefits for Board Members."

Exhibit (1) 9250 - Remuneration, Reimbursement and other Benefits

Exhibit updated to clarify language in the resolution related to a Governing Board member receiving a pro rata monthly compensation, and reorganize the resolution for precision and ease of use.

NEW - **Exhibit (2) 9250 - Remuneration, Reimbursement and other Benefits**

New exhibit provides the maximum monthly compensation that a Governing Board member may receive as compensation for their services, and reflects **NEW LAW (AB 1390, 2025)** which increases the maximum monthly compensation amount based on the district's average daily attendance.

Board Bylaw 9320 - Meetings and Notices

Bylaw updated to clarify (1) when the Governing Board may meet in open or closed session, (2) that the existence of a Board meeting includes gathering remotely or electronically, (3) that a series of communications by a majority of the Board should not occur through official or personal social media accounts, and (4) that written notice of special Board meetings should be posted in any location required for remote meetings and attendance. Additionally, bylaw updated to delete material related to disability-related accommodations as it already exists and is more appropriated place in Board Bylaw 9322 - Agenda/Meeting Materials. In addition, bylaw updated to reflect (1) **NEW LAW (SB 707, 2025)** which permits a remote Board meeting based on a proclaimed state of emergency or local emergency without the requirement to post the physical location of Board members, and (2) the requirement for the notice of an emergency Board meeting to the local media that have requested such notice to be by telephone or email. Bylaw also updated to delete material related to traditional teleconferencing, teleconferencing by individual Board members due to just cause, teleconferencing by individual Board members due to emergency circumstances, and teleconference meetings during a proclaimed state of emergency, as that content has been moved to new Board Bylaw 9320.1 - Remote Meetings and Attendance.

NEW - **Board Bylaw 9320.1 - Remote Meetings and Attendance**

New bylaw addresses circumstances in which the Governing Board is legally permitted to meet remotely and in which an individual remote Board member is permitted to attend and participate in a Board meeting. Additionally, bylaw includes the traditional method of remote attendance and reflects **NEW LAW (SB 707, 2025)** which permits (1) remote attendance and participation as an accommodation and due to just cause, and (2) remote Board meetings during a proclaimed state of emergency.

Board Bylaw 9322 - Agenda/Meeting Materials

Bylaw updated to clarify that (1) closed session items should be agendized in accordance with Board Bylaw 9321 - Closed Session, and (2) for a regular Board meeting, the Governing Board may consider an item not included in the agenda in accordance with Board Bylaw 9323.2 - Actions by the Board. Additionally, bylaw updated to add new section heading, "Public Comment," which (1) includes clarification that the agenda provide members of the public the opportunity to address the Board on any agenda item, including items to be considered in closed session and items listed on the consent agenda, (2) provides options depending on if it is district practice to have one public comment period for all open session agenda items or separate public comment for each open session agenda item, and (3) reflects **NEW LAW (SB 707, 2025)** which adds requirements to the exception to public comment requirements. In addition, bylaw updated to add new section heading, "Disability-Related Accommodations or Modifications." Bylaw also updated to add material related to Board member requests for a specific matter within the subject matter of the Board to be placed on the agenda, both when the Board member is acting in the capacity as a member of the public and acting in the capacity as a Board member. Additionally, bylaw updated to add new section, "Special Meeting Agenda Dissemination to Members of the Public," which clarifies requirements related to the dissemination of special meeting agendas.

Board Bylaw 9323 - Meeting Conduct

Bylaw updated to (1) clarify that the chair of a given Governing Board meeting will be the Board president or, if the Board president is absent, another Board member, (2) delete the time for which a regular Board meeting should be adjourned, and instead provide a blank to reflect district practice, (3) add material related to removal of an item from the consent agenda, specifying that the Board chair determine when the removed item be considered on the agenda, (4) expand material related to the prohibition from requiring members of the public to provide identifying information as a condition of attending a Board meeting and/or providing

public comment, and related exceptions, (5) delete material related to public participation that is either unnecessary or is contained within more closely related Board bylaws, (6) delete the time for which an individual providing public comment is allowed to address the Board, and instead provide a blank to reflect district practice, (6) provide clarifying language related to an individual speaker giving some or all of the speaker's time to another speaker, and (7) add language related to the public comment period when a remote Board member is attending and participating based on just cause. Additionally, bylaw updated to add new section heading, "Disruptions," which (1) reflects **NEW COURT DECISION (Berkeley People's Alliance v. City of Berkeley)** in which the California Court of Appeal held that state law requires a legislative body to clear the meeting room when a meeting is willfully disrupted and order cannot be restored by removing disruptive individuals and does not permit the legislative body to relocate the meeting to a different room in lieu of clearing the meeting room.

E

GUSTINE UNIFIED SCHOOL DISTRICT

Meeting of the Board of Trustees
MEETING DATE:
March 11, 2026

AGENDA ITEM TITLE: Resolution No. 2025-26-23 Adopting Informal Bidding Procedures Pursuant to the Uniform Public Construction Cost Accounting Act

AGENDA SECTION: Action

PRESENTED BY: Barry Roche, Maintenance Director

RECOMMENDATION:

1. It is recommended that the Board of Trustees waive the reading of Resolution No. 2025-26-23 Adopting Informal Bidding Procedures Pursuant to the Uniform Public Construction Cost Accounting Act.

2. It is recommended that the Board of Trustees approve Resolution No. 2025-26-23 Adopting Informal Bidding Procedures Pursuant to the Uniform Public Construction Cost Accounting Act.

SUMMARY:
The Uniform Public Construction Cost Accounting Act (CUPCCAA) allows the District to use a more efficient bidding process for the small to mid-size construction projects while still meeting all legal requirements.

By approving Resolution No. 2025-26-23, the Board authorizes the District to use informal bidding for projects that fall within the State's cost limits. This will help reduce project timelines lower administrative costs and allow needed work to be completed more quickly, while maintaining competitive pricing, transparency, and audit compliance.

FISCAL IMPACT: None

BUDGET CATEGORY:

BEFORE THE GOVERNING BOARD
OF THE
GUSTINE UNIFIED SCHOOL DISTRICT
MERCED COUNTY, CALIFORNIA

ADOPTING INFORMAL BIDDING PROCEDURES
PURSUANT TO THE UNIFORM PUBLIC
CONSTRUCTION COST ACCOUNTING ACT RESOLUTION NO. 2025-26-23

WHEREAS, Public Contract Code section 22000 et seq. sets forth the Uniform Public Construction Cost Accounting Act (the "Act");

WHEREAS, the Act provides for the implementation of uniform construction cost accounting procedures for all public agencies electing to participate, together with instructions for their adoption and implementation by any public agency;

WHEREAS, pursuant to Public Contract Code section 22030, the Board of Trustees of the Gustine Unified School District formally elected to become subject to the procedures set forth in the Act and to the California Uniform Public Construction Cost Accounting Commission's Policies and Procedures Manual and cost accounting review procedures by adopting Resolution No. 2025-26-23, March 11, 2026.

WHEREAS, pursuant to Public Contract Code section 22034, any public agency that elects to become subject to the Act must adopt informal bidding procedures to govern the selection of contractors to perform public projects pursuant to Public Contract Code section 22032(b);

NOW, THEREFORE, the Board of Trustees of the Gustine Unified School District hereby resolves as follows:

1. That the above recitals are all true and correct.

2. That public projects undertaken by the District, as defined by the Act and in accordance with the limits listed in Public Contract Code section 22032, may be let to contract by informal procedures as set forth in Public Contract Code section 22032.

3. That the District shall develop and maintain a list of qualified contractors, identified according to categories of work, in accordance with the provisions of Public Contract Code section 22034 and criteria promulgated from time to time by the California Uniform Public Construction Cost Accounting Commission.

4. That in the event the District undertakes a project which is subject to Public Contract Code section 22032(b), a notice inviting informal bids shall be mailed to all contractors on the qualified contractors list for the category of work being bid. If the product or service sought by the District is proprietary in nature such that it can be obtained only from a certain contractor or contractors, the notice inviting informal bids may be sent exclusively to such contractor or contractors.

5. That the notice inviting informal bids shall describe the project in general terms and explain how to obtain more detailed information about the project, and state the time and place for the submission of informal bids.

6. That the District Superintendent or the Superintendent's designee is authorized to award informal contracts pursuant to this Resolution.

7. That this Resolution shall take effect immediately upon its adoption.

PASSED AND ADOPTED this 11th day of March 2026.

AYES: _____

NOES: _____

ABSTAIN: _____

ABSENT: _____

STATE OF CALIFORNIA)
) ss
COUNTY OF MERCED)

I, _____, Clerk to the Governing Board, do hereby certify that the foregoing is a full, true and correct copy of a resolution passed and adopted by the said Board at a regularly called and conducted meeting held on said date.

Signed: _____
Kevin Bloom, Clerk of the Board

F

GUSTINE UNIFIED SCHOOL DISTRICT

Meeting of the Board of Trustees
MEETING DATE:
March 11, 2026

AGENDA ITEM TITLE: Senior Graduation Cap Decoration – Class of 2026

ACTION SECTION: Action

PRESENTED BY: Adam Cano, GHS Principal

RECOMMENDATION:
It is recommended that the Board of Trustees approve the Gustine High School Class of 2026's request to decorate their graduation caps.

SUMMARY:
Gustine High School is requesting approval for graduating seniors to personalize their graduation caps in accordance with established school and district guidelines.

Attached is the student contract agreement outlining expectations and approval requirements. Students may decorate their caps as long as they follow the guidelines set by GHS administration and the GUSD Board of Education.

The Board has approved this request for the previous eight graduating classes.

FISCAL IMPACT: None

BUDGET CATEGORY: None

Gustine High School Graduation Cap Contract Agreement for 2026

The following procedure must be followed if one wishes to decorate their ***graduation cap***:

- Decorations must be school appropriate (for example, gang- , drug- , and sex-related graphics or text will not be permitted)
- An initial sketch must be submitted by May 15th. Please turn in the sketch or example photo to Mr. Cano for approval.
- A picture of the decorated cap intended to be worn at the graduation ceremony must be submitted to Mr. Cano by May 29th for approval.
- Students who submit a cap that fails to adhere to the regulations above will either need to purchase a new hat that will remain undecorated or will walk into the ceremony without a cap.

If you wish to decorate your cap, please complete the contract below:

I understand that a cap sketch must be submitted by May 15th, and a photograph must be submitted, or the cap must be taken to Mr. Cano for approval by May 29th. I understand that if the decorated cap is not approved, I will be required to purchase a new one (if available) or attend the ceremony without a graduation cap. Caps will undergo a final inspection before the start of the graduation ceremony;. Changes to our approved cap may constitute grounds for confiscation.

Student Name (Print) _____Date _____:

Signature of Student _____Date:_____

Signature of Parent or Guardian: _____Date:_____

Adam Cano - Principal, Gustine High School Approved _____ Denied _____

Or

Stacy Lopes - Asst. Principal, Gustine High School

Approved _____ Denied _____

G

GUSTINE UNIFIED SCHOOL DISTRICT

Meeting of the Board of Trustees
MEETING DATE:
March 11, 2026

AGENDA ITEM TITLE: 2026 GHS Overnight Senior Trip to Disneyland

ACTION SECTION: Action

PRESENTED BY: Adam Cano - GHS Principal

RECOMMENDATIONS:
It is recommended that the Board of Trustees approve the 2026 GHS Overnight Senior Trip to Disneyland.

SUMMARY: The GHS Senior Class raised funds to pay for their Senior Overnight Trip to Disneyland on May 15th and 16th, 2026.

All necessary permission slips and paperwork will be completed and submitted before the trip.

May 16, 2026 - The bus company will arrive at the school at 4:00 am. The drug dog will be scheduled to search bags and property before boarding the bus. We aim to leave campus at 5:30 am and arrive in the Anaheim area around noon.

May 16, 2026 - Seniors will leave the park at 2:00 am and head back to Gustine High School.

FISCAL IMPACT: Seniors who chose to participate in the event

BUDGET CATEGORY: Individual purchase by seniors

The Disneyland Resort Grad Nite

The Disneyland Resort Grad Nite Welcomes the Class of 2026!

The Disneyland Resort invites the high school graduating Class of 2026 to celebrate and share one final night of magic and unforgettable memories. 2026 Grad Nite dates and pricing are now available! Grads can experience a night-time park celebration to honor their accomplishments throughout the year—celebrating in a grad festivity that includes iconic attractions, special eats, DJs throughout, character meet & greets, fun photo backdrops and more to capture their special moments.

Submit a request for your school to attend the Disneyland Resort Grad Nite 2026 on one of the following select dates:

Gustine High School travel day - May 15 and 16, 2026

Celebrate Grad Nite 2026

Choose from three Grad Nite ticket options that allow Grads to make the most of their celebration at this special event:

The Grad Nite Private Party Experience at Disney California Adventure Park

Enjoy after-hours admission to the Disneyland Resort Grad Nite Private Party Experience at Disney California Adventure Park—beginning at 9:00 PM and ending at 2:00 AM. Includes 1-hour mix in at Disney California Adventure Park plus Grad Nite Private Party.

Event tickets are subject to availability. For more information, contact Group Travel Operations (714) 517-7287 or email disneylandresortsales@disneyonline.com.

H

GUSTINE UNIFIED SCHOOL DISTRICT

Meeting of the Board of Trustees
MEETING DATE:
March 11, 2026

AGENDA ITEM TITLE: CSU Stanislaus School Administration Field Experience Agreement

AGENDA SECTION: Action

PRESENTED BY: **Dr. Bryan Ballenger, Superintendent**

RECOMMENDATIONS:
It is recommended that the Board of Trustees approve the CSU Stanislaus School Administration Field Experience Agreement.

SUMMARY:
To provide University School Administration candidates with work experience through practice administration in schools of the District.

FISCAL IMPACT: **None**

BUDGET CATEGORY: **None**

CALIFORNIA STATE UNIVERSITY, STANISLAUS
SCHOOL ADMINISTRATION FIELD EXPERIENCE AGREEMENT

THIS AGREEMENT is effective upon execution between the **State of California through the Trustees of The California State University on behalf of CALIFORNIA STATE UNIVERSITY, STANISLAUS**, all of which are hereinafter called "University", and **GUSTINE UNIFIED SCHOOL DISTRICT**, hereinafter called the "District", collectively together called, "Parties".

1. The District shall provide to University School Administration candidates, work experience through practice administration in schools of the District. Such practice administration shall be provided in such schools, and under the direct supervision and instruction of such employees of the District, as the District and the University through their duly authorized representatives may agree upon.

   The District allows candidates to record interactions with faculty, staff, and P-K students, maintains a media release on file for all who are video recorded and the District shall have the right, after consultation with the University, to refuse to accept further placements of the University's School Administration candidates who in the District's judgment are not participating satisfactorily in the program. Candidates must adhere to the District's recording policy and protocols.

   "School Administration Work Experience" means active participation in the duties and functions of the School Administrator. The School Administration candidate receives training in school administration under the supervision and instruction of employees of the District, hereinafter call Site Supervisor/Mentor. Qualification to serve as a site supervisor/mentor is based on the following criteria:

   a. possession of a California Administrative Services credential,
   b. service in a full-time (neither part-time nor interim) position that requires a California Administrative Services credential,
   c. successful experience in administering appropriate schools and grade levels,
   d. knowledgeable about changes in the profession and socioeconomic and cultural diversity of the student population,
   e. possession of knowledge and understanding of the academic content standards, California Standards for the Teaching Profession, California Administrator Performance Standards and the California Administrator Performance Assessment.
   f. skilled in observation and coaching techniques and in ways of successfully fostering learning in adults.

2. A semester unit of School Administration field experience is 45 clock hours of involvement in the school administration function at the designated school site.

3. An assignment of a School Administration candidate of the University to practice school administration in schools of the District shall be, at the discretion of the University. The program will determine the length of the assignment. The assignment of School Administration candidates of the University to practice school administration in the District shall be deemed to be effective for purposes of this agreement as of the date this agreement is executed.

4. The District shall not employ discriminatory practices in its performance hereunder on the basis of sex, sexual orientation, race, color, ancestry, ethnicity, religious creed, national origin, disability (including HIV and AIDS), medical condition, age, marital status, and denial of family care leave.

5. The State of California has elected to be self-insured for its general liability, vehicle liability, and workers' compensation and property exposures through an annual appropriation from the General Fund. As a State agency, the California State University, Office of the Chancellor, the Trustees, and its system of campuses are included in this self-insured program. Under this form of insurance, the State and its employees are insured for any tort liability that may develop through carrying out official activities, including state official operations on non-state property.

6. District shall procure and maintain in force during the term of this Agreement, at its sole cost and expense, insurance in amounts that are reasonably necessary to protect it against liability arising from any and all negligent acts or incidents caused by its employees. Coverage under such professional and commercial general liability insurance shall be not less than two million dollars ($2,000,000) for each occurrence and four million dollars ($4,000,000) in the aggregate. Such coverage is to be obtained from a carrier rated A or better by AM Best or a qualified program of self-insurance. District shall also maintain and provide evidence of workers' compensation for its employees as required by law. District shall provide University with evidence of the insurance coverage required by this paragraph, which shall provide for not less than thirty (30) days notice of cancellation to University. District shall promptly notify University of any cancellation, reduction, or other material change in the amount or scope of any coverage required hereunder.

7. The District agrees to indemnify, defend, and hold harmless University and their Auxiliaries, employees, officers, directors, volunteers, representatives, and agents of each of them (collectively "University") from any and all loss, damage, or liability that may be suffered or incurred by University, caused by, arising out of, or in any way connected with the performance of this Agreement.

   The University agrees to indemnify, defend, and hold harmless District their employees, officers, directors, volunteers, representatives, and agents of them (collectively "District") from any and all loss, damage, or liability that may be suffered or incurred by District, caused by, arising out of, or in any way connected with the performance of this Agreement.

8. In cases in which the School Administration candidate is <u>not currently employed by the District, but approved for field experience at the site</u> by the District, the following subsections also apply:

   a. The parties agree that the University is not to assume nor shall it assume by this agreement any liability under the California Worker's Compensation Insurance and Safety Act for, by or on behalf of any University School Administration candidates while School Administration candidates are on the premises of the District or while performing any duty whatsoever under the terms of this agreement or while going to or from any of the District's facilities. University shall inform each School Administration candidate, not employed by the District, regarding the lack of coverage for Worker's Compensation Insurance by either party.

   b. University School Administration candidates must establish and maintain adequate public liability and property damage insurance covering all negligent acts or commissions under this agreement. Further, University School Administration candidates shall sign beforehand a Hold Harmless Statement, which shall relieve the District of any and all liability and responsibility in the event a University School Administration candidate's injury is caused by the District, and which shall be in effect for the term of this agreement.

9. District shall be aware of and informed about the hazards currently known to be associated with the novel coronavirus referred to as "COVID-19." District is familiar with and informed about the Centers for Disease Control and Prevention ("CDC") current guidelines regarding COVID-19 as well as applicable federal, state, and local governmental directives regarding COVID-19. District, to the best of its knowledge and belief, is in compliance with those current CDC guidelines and applicable governmental directives. If the current CDC guidelines or applicable government directives are modified, changed or updated, District will take steps to comply with the modified, changed or updated guidelines or directives. If at any time District becomes aware that it is not in compliance with CDC guidelines or an applicable governmental directive, it will notify University of that fact.

10. The term of this agreement shall become effective from the date of execution and continues for a period of five (5) years unless terminated by either party after giving the other party thirty (30) days written notice of the intent to terminate. Any such termination by the District shall not be effective, at the option of the University, for any School Administration candidate until such School Administration candidate has completed the program for the then current academic year.

11. This document contains the entire agreement and understanding of the Parties, and supersedes all the prior agreements, arrangements, and understandings with respect to the subject matter of this document. This agreement may at any time be altered, changed, or amended by mutual agreement of the parties in writing.

By signing below, each of the following represent that they have authority to execute this Agreement and to bind the party on whose behalf their signature is made.

Trustees of the California State University
California State University, Stanislaus
One University Circle
Turlock, California 95382

By: _____ Date: _____
Todd Harris
Senior Buyer

Gustine Unified School District
1500 Meredith Avenue
Gustine, CA 95322

By: _____ Date: _____
NAME
TITLE

CERTIFICATION

I, duly appointed and acting Clerk or Secretary of the Governing Board of the School District listed below, do hereby certify that the following is a true and exact copy of a portion of the Minutes of the regular meeting of said Board held on

_____

Month Day Year

"It was moved, seconded and carried that the attached contract with the Trustees of the California State University, whereby the University may assign School Administration candidates to the schools in the school district for practice administration, be approved; and the Gustine Unified School District hereby authorized to execute the same."

Gustine Unified School District

By:_____
(Clerk/Secretary of the Board)

"BOARD APPROVAL IS NOT REQUIRED"

By: _____

Title: _____

Print Name: _____

Date: _____

I

GUSTINE UNIFIED SCHOOL DISTRICT

Meeting of the Board of Trustees
MEETING DATE:
March 11, 2026

AGENDA ITEM TITLE: Resolution No. 2025-26-24 Regarding Layoff of Classified Personnel

AGENDA SECTION: Action

PRESENTED BY: Dr. Bryan Ballenger, Superintendent

RECOMMENDATION:

1. It is recommended that the Board of Trustees waive the reading of Resolution 2025-26-24 Regarding Layoff of Classified Personnel.

2. It is recommended that the Board of Trustees approve Resolution 2025-26-24 Regarding Layoff of Classified Personnel.

SUMMARY:
The Board of Trustees of the Gustine Unified School District has determined it is necessary to reduce or discontinue particular classified services due to lack of work or lack of funds (Classified Layoff) for the 2026-2027 school year pursuant to Education Code sections 45117 and 45308.

FISCAL IMPACT:

BUDGET CATEGORY:

BEFORE THE BOARD OF TRUSTEES OF THE
GUSTINE UNIFIED SCHOOL DISTRICT
COUNTY OF MERCED, STATE OF CALIFORNIA

RESOLUTION NO. 2025-26-24

PRELIMINARY RESOLUTION
REDUCTION OF PARTICULAR KINDS OF CLASSIFIED SERVICES
FOR LACK OF WORK AND/OR LACK OF FUNDS
(Education Code §§ 45117 and 45308)

WHEREAS, Education Code sections 45117 and 45308 require action by the Governing Board to reduce or eliminate classified services and permit the layoff of classified employees; and

WHEREAS, the District's Superintendent has recommended to the Board that a lack of work or lack of funds or both requires the layoff of classified employees no later than the end of the 2025-2026 school year;

WHEREAS, Education Code Sections 45114, 45115, 45117, 45298, and 45308 authorize and require the Board of Trustees to give notice to all classified employees affected by any decision to layoff classified employees for lack of work or lack of funds no later than March 15 and be informed of their displacement rights, if any, and reemployment rights; and

WHEREAS, Education Code section 45117 provides that the services of no classified employee may be terminated while any short-term employee is retained to render a service which the classified employee is qualified to render.

NOW, THEREFORE, BE IT RESOLVED by the District's Board of Trustees as follows:

1. That all of the foregoing recitals are true and correct.

2. That the Board of Trustees hereby determines that a lack of work or lack of funds exists such that it is necessary to reduce or eliminate the position set forth, in paragraph 4 below, by job classification, months per year, days per week, and/or hours per day, at the end of the 2025-2026 school year and no later than the start of the 2026-2027 school year.

3. That in identifying the particular job classification(s) listed in paragraph 4 below, and referenced above for reduction or elimination, the Board of Trustees confirms that all programs and services performed by classified employees of the District that are not so identified shall be maintained and staffed with individuals who are qualified to perform such services. The Board of Trustees reserves the right to identify additional positions for reduction or elimination.

4. The classified service(s) set forth below shall be reduced or eliminated at the end of the 2025-2026 school year no later than the beginning of the 2026-2027 school year:

Position Title	**Number of Positions**	**Hours/Day** **Days/Week or Year**	**Total FTE**
Paraprofessional, Expanded Learning Opportunities Program ("ELOP")	[5]	[4.15]/[210]	[2.59]
Expanded Learning Opportunities Program, Leader ("ELOP")	[2]	[4.65]/[210]	[1.16]
Total Number of Positions:	[7]	**Total FTE**	[3.76]

5. That seniority shall of classified employees shall be determined consistent with Education Code Section 45308.

6. That, no later than March 15, 2026, the Superintendent or designated representative is directed to send an appropriate notice to the permanent classified employee affected by the layoff of this classified service. The notice shall, consistent with Education Code section 45117, state it has been recommended that their services will not be required for the 2026-2027 school year, due to lack of work or lack of funds. The notice shall further inform the employee of their displacement rights (if any), reemployment rights, rights to a hearing, and any other rights to which they are entitled under the law.

7. That the Superintendent or designated representative is delegated authority to take all actions necessary and appropriate to the accomplishment of the purposes of this Resolution.

8. That any layoff proceedings be conducted in accordance with Education Code section 45117.

9. That the employee laid off pursuant to this Resolution shall be eligible for reemployment pursuant to Education Code section 45298.

ADOPTED by the Board of Trustees of the Gustine Unified School District on March 11, 2026 by the following vote:

ROLL CALL VOTE:

Name	Aye	No	Abstain	Absent
Mr. Gary Silva				
Mr. Kevin Bloom				
Mr. Kevin Cordeiro				
Mrs. Evelin Gimlett				
Mr. Zachery Ramos				

President, Board of Trustees
GUSTINE UNIFIED SCHOOL DISTRICT

I, Bryan Ballanger, Secretary of the Board of Trustees of the Gustine Unified School District, do certify that the foregoing Resolution was regularly introduced, passed, and adopted by the Board of Trustees at its regular meeting held on March 11, 2026.

Secretary, Board of Trustees
Gustine Unified School District