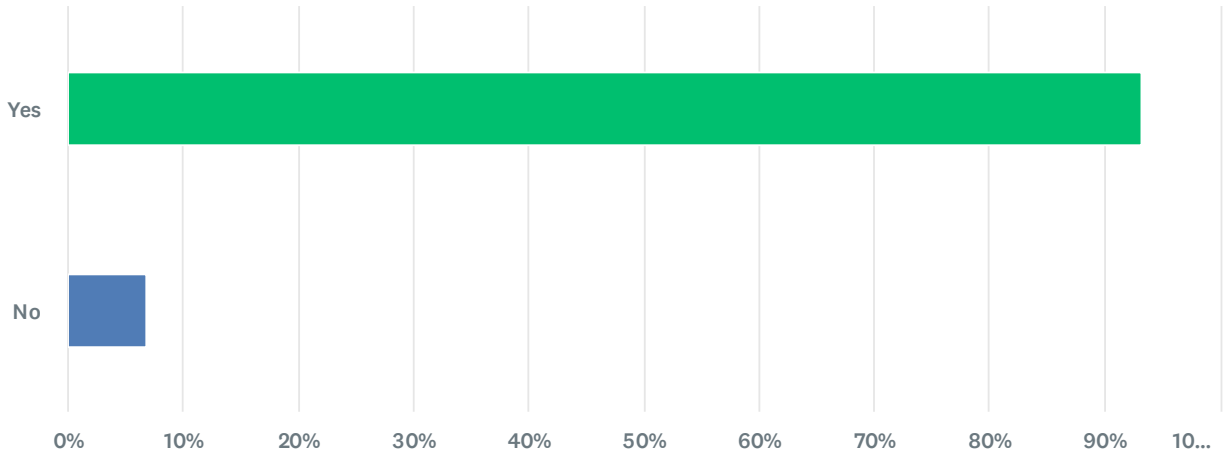


Q1 Are you a Perry County District 32 Taxpayer?

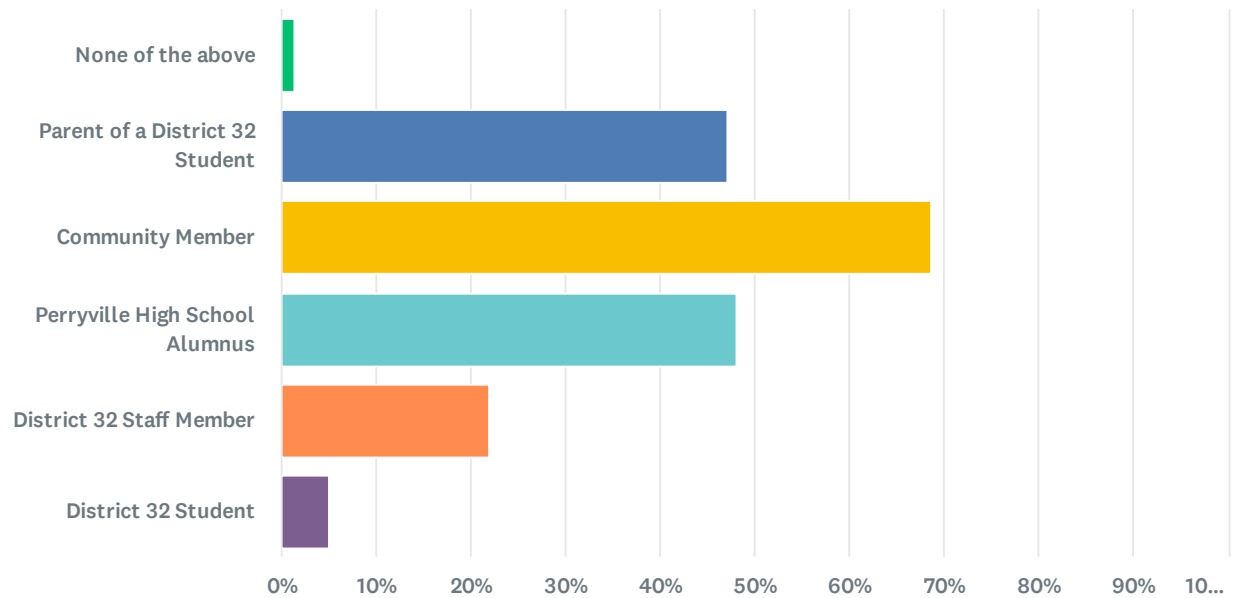
Answered: 1,125 Skipped: 12



Answer Choices ↓	Percentage ↓	Responses ↓	
● Yes	93.24%	1049	...
● No	6.76%	76	...
Total		1125	

Q2 Please check all that apply to you.

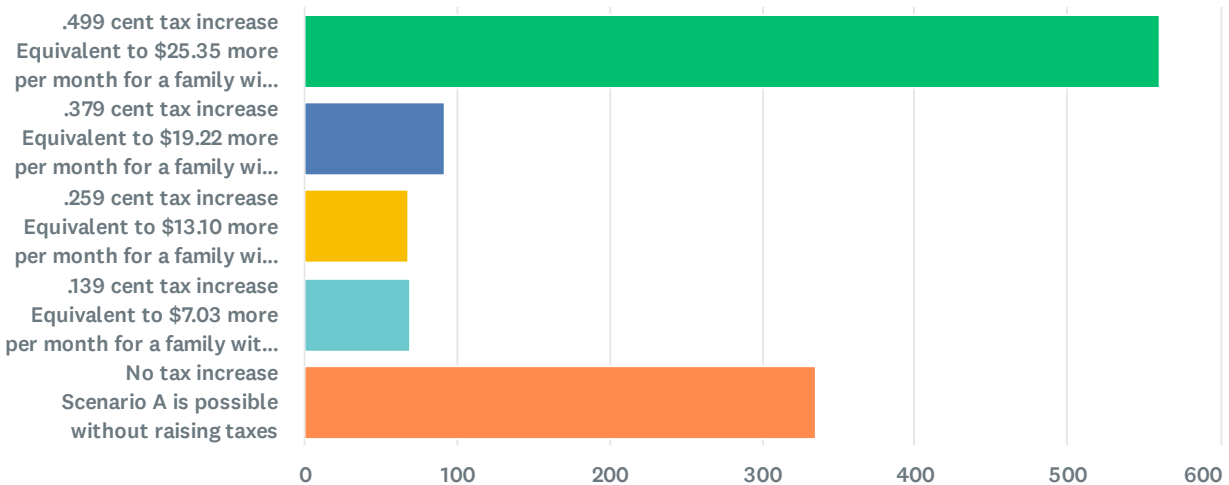
Answered: 1,131 Skipped: 6



Answer Choices ↓	Percentage ↓	Responses ↓	
● None of the above	1.33%	15	...
● Parent of a District 32 Student	47.04%	532	...
● Community Member	68.61%	776	...
● Perryville High School Alumnus	48.01%	543	...
● District 32 Staff Member	21.84%	247	...
● District 32 Student	4.95%	56	...
Total		1131	

Q3 At what level would you most likely support a tax increase in order to enable a construction project for Perryville High School? If you do not pay taxes in District 32, please try to answer as though you do.

Answered: 1,125 Skipped: 12



Answer Choices ↓	Percentage ↓	Responses ↓	
<div>●</div> .499 cent tax increase Equivalent to \$25.35 more per month for a family with a \$250,000 home and two automobiles Would fund scenario C	49.87%	561	...
<div>●</div> .379 cent tax increase Equivalent to \$19.22 more per month for a family with a \$250,000 home and two automobiles Would fund scenario B	8.18%	92	...
<div>●</div> .259 cent tax increase Equivalent to \$13.10 more per month for a family with a \$250,000 home and two automobiles Would fund scenario A and significant aspects of B	6.04%	68	...
Total		1125	

Community Survey on Perryville High School Recovery

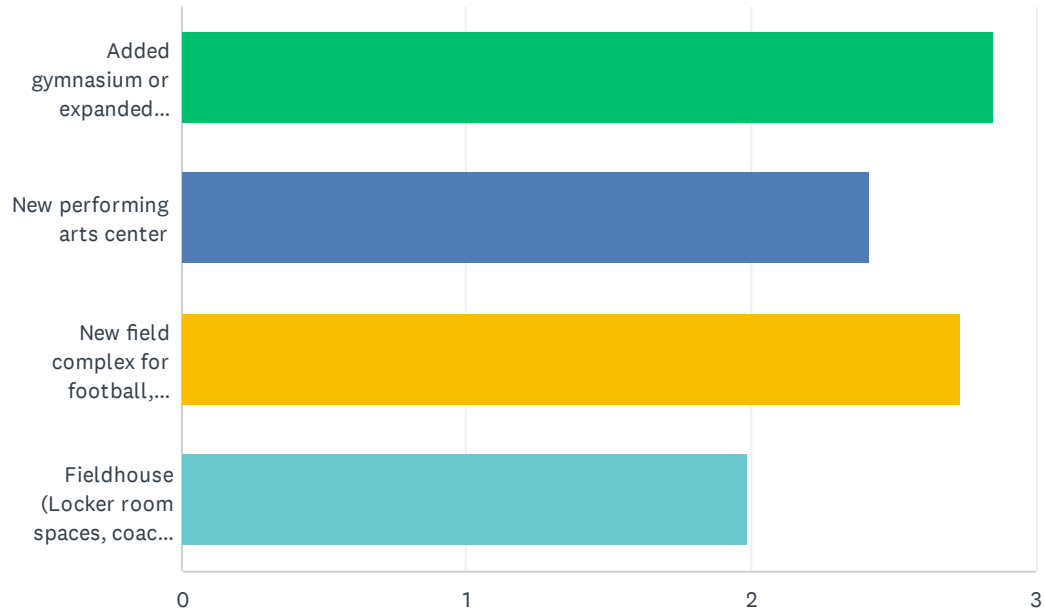
Answer Choices ↓	Percentage ↓	Responses ↓	
<div> <div></div> <div> .139 cent tax increase Equivalent to \$7.03 more per month for a family with a \$250,000 home and two automobiles Would fund scenario A and some aspects of B </div> </div>	6.13%	69	...
<div> <div></div> <div> No tax increase Scenario A is possible without raising taxes </div> </div>	29.78%	335	...
Total		1125	

Q4 If you are not in favor of any tax increase, briefly explain your opposition.

Answered: 213 Skipped: 924

Q5 Rank the following facility additions/upgrades in order of importance to include in the PHS recovery project.

Answered: 1,055 Skipped: 82



	1	2	3	4	TOTAL	SCORE
Added gymnasium or expanded gymnasium space	30.90% 326	34.69% 366	22.46% 237	11.94% 126	1,055	2.85
New performing arts center	27.20% 287	20.47% 216	19.43% 205	32.89% 347	1,055	2.42
New field complex for football, soccer, and track & field	34.69% 366	22.46% 237	25.12% 265	17.73% 187	1,055	2.74
Fieldhouse (Locker room spaces, coaches offices, storage and laundry for outdoor teams)	7.20% 76	22.37% 236	32.99% 348	37.44% 395	1,055	1.99