



20

24

—

25

BUDGET VOTE:

Ulysses Historical Society
39 South Street
Trumansburg, NY 14886
Tuesday, May 21, 2024
12:00 p.m. - 8:00 p.m.

**BOARD OF EDUCATION
CANDIDATES:**

Megan Williams
Dana Robson

The two candidates receiving the highest number of votes will be elected to fill three-year terms commencing July 1, 2024 and expiring on June 30, 2027.

**BUDGET
PROPOSAL**

2024-25
BOARD OF EDUCATION

MEGAN WILLAMS
BOARD PRESIDENT

TANYA GROVE
BOARD VICE PRESIDENT

DANA ROBSON
TRUSTEE

SUZANNE ORGAN
TRUSTEE

JAMES KEMMERER
TRUSTEE

JIM MIELTY
TRUSTEE

STEVEN DALY
TRUSTEE

TINA LINCOLN
DISTRICT CLERK

LETTER BY BOE PRESIDENT

Dear Trumansburg Central School District Community,

On behalf of the Trumansburg Board of Education, I am pleased to present the district budget for the 2024-2025 school year. The vote for the budget and school board candidates is scheduled to take place on May 21 at The Ulysses Historical Society from 12pm to 8pm.

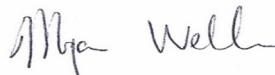
We are committed to providing a comprehensive educational experience for our students, both on campus and through additional opportunities such as BOCES, New Visions, and P-Tech programs. We take pride in the diverse array of academic and career-ready opportunities available to our students. Throughout the year, our students consistently achieve remarkable successes, whether through engaging in music and drama productions, showcasing their talents in Art and STEAM exhibitions, or representing our district in athletic competitions at the local, regional and State Level. As we near the end of the school year, we reflect on these accomplishments with great pride, while eagerly anticipating upcoming events such as concerts, field trips, celebratory gatherings, and graduations.

This budget season has presented its challenges, primarily stemming from declining enrollment. In response, difficult decisions were made to ensure fiscal stability while minimizing the impact on student programming and taxpayers. The final budget amounts to \$31,129,321 reflecting a 3.34% increase in the tax levy and a modest \$2,636 increase compared to last year's budget.

We invite you to participate in the Annual Budget Meeting and Hearing scheduled for Tuesday, May 7th, 2024, at 5:30pm in the High School library. This gathering will provide a comprehensive overview of the budget and offer an opportunity for community members to provide feedback. Additionally, attendees will have the chance to hear from individuals seeking positions on the Board of Education.

We extend our sincere gratitude to the Trumansburg Central School District community for your steadfast support of our schools. Your commitment is instrumental in ensuring the success and growth of our students and our district as a whole.

Thank you for your continued partnership,



Megan Williams
President, Trumansburg Board of Education



PROTECTING OUR DISTRICT PROGRAMS IN DIFFICULT FISCAL TIMES

Our district team has worked diligently this year to build a 24-25 school budget that protects the exceptional programs that we offer the children and families of the Trumansburg School community. Ensuring that we are able to sustain a diverse academic program, quality music and arts programs, as well as continuing our investment in STEAM offerings at all levels, has been a priority in our planning process.

For the coming 24-25 school year, our state government has held our Foundation Aid flat so while costs are going up, our state funding is not following suit. Therefore, we must look for efficiency in our budget process to protect our school programs.

ENROLLMENT DRIVEN REDUCTIONS FOR 24-25

Similar to many districts across New York State, the Trumansburg Central School District has seen our student enrollment drop over the last ten to fifteen years. In the last ten years alone, our student enrollment has declined by roughly 11% (approximately 115 students). At the same time, our overall staffing has remained constant or increased in some areas while we looked for ways to support students through the COVID pandemic. As we begin to turn the corner, we are looking for ways to maintain that critical support for students but reducing costs and staffing levels in responsible ways. Our objective is to slowly return to staffing ratios consistent with pre-pandemic levels.

The good news for our community is that the proposed budget protects our investments in academic programming, as well as those important aspects of mental health support, academic interventions (or RTI), and special education support structures.

HOW WE GOT THERE...

INSTRUCTIONAL SAVINGS

- HS Library Media Specialist
(Position will become shared with MS)
(Both libraries will remain open full time)
- (2) Monitor Positions
- .5 HS English
- .5 HS French
- HS Special Education Teacher
(based on fewer needs)
- MS Special Education Teacher
(Vacant 23-24 & fewer needs)
- MS 6th Grade Teacher (Enrollment)
- ES 4th & 2nd Grade Teachers (Enrollment)
- MS Team Leaders
- ES Program Coordinators

NON-INSTRUCTIONAL SAVINGS

- Head Mechanic (Vacant for 22 through 24)
- Director of Facilities (Vacant since December 23)
- IT Network Specialist (Attrition)
- Administrative Athletic Director to Part-Time Teacher Manager
- District Office Clerical Position
- Professional Development line reductions
- All non-student conference lines eliminated
- Supply lines in all areas reduced
- Contractual lines in all areas reduced
- BOCES Services Reduced
- School Lunch supplemental fund reduced

PROPOSED EXPENDITURE BUDGET REMAINING FLAT

While district costs go up in all areas each year based on contractual increases and the rates of inflation that effect everyone in the community, we are proposing a budget that is essentially flat. (Actual increase less than .01%) In order to do this, our budget reflects reductions in instructional areas in the amount of roughly \$450,000 and in non-instructional areas in the amount of roughly \$900,000.

UNDERSTANDING YOUR PROPERTY TAXES

There are four primary variables that will impact your personal property taxes each year: the annual tax levy, your property's assessed value, local building growth, and equalization rates established by the state to address property market values. The only one of these values that is determined by the school district is the tax levy. As a district, we have worked diligently to remain under the state-imposed tax levy cap which this year reflects an actual increase of 3.34%.

While the district works for stability in the levy, many of our taxpayers may see changes in the coming year's tax bills related to those factors that are outside of our control. The average tax rate for our community is projected to decrease from \$16.78 per \$1,000 to \$15.43 per \$1,000 for the coming year; however, the actual impact to your tax bill will be a function of any change to your property's assessed value as determined by the assessor's office in your county of residence.

Below is a table with the projected tax rates for 24-25 based on preliminary data provided to the district by the assessor's offices in Seneca, Schuyler, and Tompkins Counties.

PROJECTED TAX RATES BY MUNICIPALITY:

TAX RATES	23-24 ACTUAL	24-25 ESTIMATED
Enfield	15.573362	14.426513
Trumansburg	15.573133	14.426342
Ulysses	15.573133	14.426342
Hector	17.900034	16.581909
Covert	20.764039	19.235015



2024–2025 PROPOSITIONS

2024-2025 BUDGET PROPOSITION: SHALL THE FOLLOWING RESOLUTION BE ADOPTED, TO-WIT: RESOLVED, That the Board of Education for the Trumansburg Central School District, in the Counties of Tompkins, Schuyler, and Seneca New York, by and hereby is authorized to expend the sums set forth in the General Fund Appropriation in the amount of \$31,129,321 and to levy the necessary tax therefore.

PURCHASE OF SCHOOL BUS PROPOSITION: SHALL THE FOLLOWING RESOLUTION BE ADOPTED, TO-WIT RESOLVED: That the Board of Education of the Trumansburg Central School District is hereby authorized to undertake the acquisition of two (2) school buses, at an estimated maximum aggregate cost of \$420,430, less trade-in value, if any, and to appropriate and expend from the existing bus purchase reserve fund \$192,409 for such costs, and that the balance of such costs, or so much thereof as may be necessary, shall be raised by the levy of a tax to be collected in annual installments; and, in anticipation of such tax, debt obligations of the school district as may be necessary not to exceed \$228,021 shall be issued, or the School District may enter into an installment purchase contract if the Board of Education determines that it is in the best interest of the School District to finance the purchase in that method.

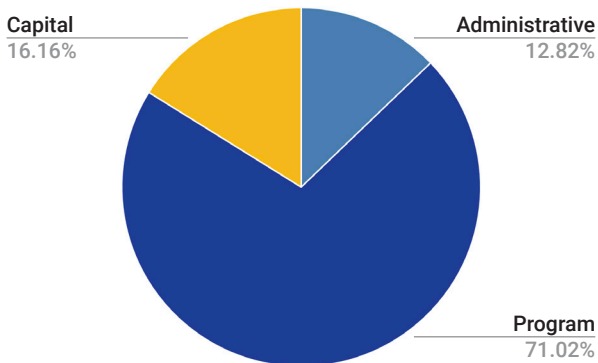
ULYSSES PHILOMATHIC LIBRARY: SHALL THE FOLLOWING RESOLUTION BE ADOPTED, TO WIT: RESOLVED that the board of education of the Trumansburg Central School District, in the counties of Tompkins, Schuyler, and Seneca, New York, is hereby authorized to raise the tax levy by \$7,443 (from \$127,773 to \$135,216) for the support of the Ulysses Philomathic Library, and such sum shall be paid annually to the trustees of said library.



COMPONENT SUMMARY

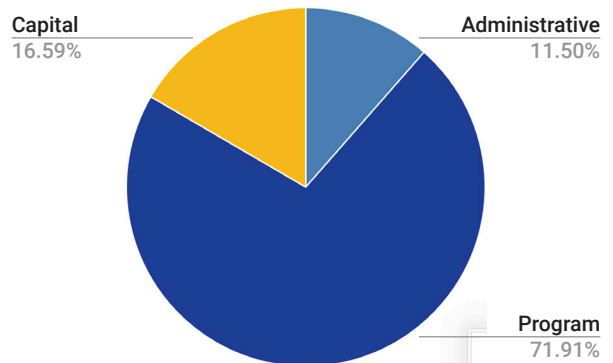
OVERALL BUDGET PROPOSAL	2023-24 BUDGET	2024-25 PROPOSED	VARIANCE
Total Administrative Budget	\$3,991,927	\$3,579,147	\$(412,780)
Total Program Budget	\$22,106,126	\$22,385,115	\$278,989
Total Capital Budget	\$5,028,632	\$5,165,059	\$136,427
Budget Total	\$31,126,685	\$31,129,321	\$2,636

23-24 BUDGET YEAR



Percentages are rounded.

24-25 BUDGET YEAR



Percentages are rounded.

PROJECTED REVENUE

REVENUE	2023-2024 ORIGINAL BUDGET	% OF TOTAL BUDGET	2024-2025 PROPOSED BUDGET	% OF TOTAL BUDGET	\$ INCREASE	% INCREASE
Tax Levy	\$13,268,256	42.63%	\$13,710,717	44.04%	\$442,461	3.33%
Other Revenue	\$1,188,600	3.82%	\$1,265,504	4.07%	\$76,483	6.43%
State Sources	\$15,592,641	50.09%	\$15,289,428	49.12%	(\$303,213)	-1.94%
Appropriated Reserves	\$500,000	1.61%	\$316,500	1.02%	(\$183,500)	-36.70%
Appropriated Fund Balance	\$577,188	1.85%	\$547,172	1.76%	(\$30,016)	-5.20%
Total Revenue Budget	\$31,126,685		\$31,129,321		\$2,636	0.01%

*Note: Tax Levy has been adjusted due to a revision to anticipated PILOT payments



PROPOSED DETAILED SPENDING PLAN


EXPENSE DESCRIPTION	2022-23 ACTUAL	2023-24 BUDGET	2024-25 PROPOSED	VARIANCE
Board of Education	\$48,606	\$32,597	\$33,081	\$484
Chief School Administrator Office	\$256,100	\$271,829	\$278,651	\$6,822
Finance; Business Office	\$296,428	\$313,720	\$299,440	\$(14,280)
Legal Services	\$5,226	\$15,000	\$10,000	\$(5,000)
Personnel	\$27,995	\$30,211	\$31,230	\$1,019
Public Information	\$18,160	\$21,042	\$20,258	\$(784)
Central Printing & Mail	\$851,401	\$811,900	\$804,270	\$(7,630)
Central Administrative Services	\$545,172	\$512,605	\$512,945	\$340
Curriculum Development & Supervision	\$107,648	\$107,648	\$110,878	\$3,230
Supervision - Regular School	\$830,798	\$849,420	\$598,986	\$(250,434)
Pupil Personnel Services	\$21,025	\$138,401	\$145,631	\$7,230
Employee Benefits	\$791,649	\$887,554	\$733,777	\$(153,777)
Total Administrative Budget	\$3,800,208	\$3,991,927	\$3,579,147	\$(412,780)
Instruction - Regular School	\$6,337,088	\$6,938,644	\$7,023,686	\$85,042
Students w/Disabilities (SWD)	\$3,801,043	\$3,961,970	\$3,836,015	\$(125,955)
Occupational Education	\$777,557	\$911,283	\$974,481	\$63,198
Legal Services	\$8,568	\$19,350	\$14,350	\$(5,000)
Library & IT	\$1,146,251	\$1,340,332	\$1,139,683	\$(200,649)
Guidance & Health Services	\$294,804	\$358,768	\$591,085	\$232,317
Psych Services, Social Work	\$397,854	\$421,970	\$442,455	\$20,485
Athletics	\$432,887	\$422,095	\$452,818	\$30,723
Co-Curricular, Civic Activities	\$218,585	\$248,952	\$209,266	\$(39,686)
District Transportation	\$1,363,668	\$1,455,519	\$1,491,330	\$35,811
Interfund Transfers	\$109,644	\$230,000	\$20,000	\$(210,000)
Employee Benefits	\$4,385,562	\$5,797,243	\$6,189,946	\$392,703
Total Program Budget	\$19,273,511	\$22,106,126	\$22,385,115	\$278,989
Operation of Plant	\$1,096,620	\$1,130,832	\$1,162,642	\$31,810
Maintenance of Plant	\$531,761	\$467,674	\$467,622	\$(52)
Refund Real Prop. Taxes	\$-	\$1,500	\$1,500	\$-
Employee Benefits	\$357,706	\$411,376	\$369,645	\$(41,731)
Interfund Transfers	\$-	\$-	\$140,000	\$140,000
Debt Service	\$4,402,239	\$3,017,250	\$3,023,650	\$6,400
Total Capital Budget	\$6,388,326	\$5,028,632	\$5,165,059	\$136,427
Total Administrative Budget	\$3,800,208	\$3,991,927	\$3,579,147	\$(412,780)
Total Program Budget	\$19,273,511	\$22,106,126	\$22,385,115	\$278,989
Total Capital Budget	\$6,388,326	\$5,028,632	\$5,165,059	\$136,427
Budget Total	\$29,462,045	\$31,126,685	\$31,129,321	\$2,636

BUDGET HISTORY

SCHOOL YEAR	ADOPTED BUDGET	% CHANGE
2020-2021	\$25,841,073	-3.12%
2021-2022	\$28,382,245	9.83%
2022-2023	\$30,201,002	6.40%
2023-2024	\$31,126,685	3.07%
2024-2025	\$31,129,321	0.01%

IF A BUDGET FAILS TO PASS

If a public school budget does not pass election, the option exists for the Board of Education to submit an adjusted budget for voter approval. If the second budget submission is not accepted, the Board would adopt a contingency budget. The Board of Education has the option to adopt a contingency budget without submitting an adjusted budget to the voters. This would mean a reduction in revenue for our school district in the amount of \$442,882. Additional adjustments to the budget would be required and reductions to equipment, programs and staffing would need to take place.



SCHEDULE OF RESERVE FUNDS

RESERVE TYPE	RESERVE NAME	RESERVE DESCRIPTION	6/30/24 ESTIMATED ENDING BALANCE	INTENDED USE OF THE RESERVE IN 24-25 SCHOOL YEAR
Capital	Vehicle & Equipment Capital Reserve	To pay the cost of vehicle and equipment purchases including buses	\$193,677.00	\$192,409 For the purchase of one school bus
Capital	"Swimming Pool" Reserve	To pay the cost of approved capital expenditures	\$353,845.00	No planned use in 24-25
Capital	2022 Building Capital Reserve	To Pay the cost of approved capital expenditures	\$1,443,468.00	No planned use in 24-25
Repair	Repair Reserve	To pay the cost of repairs to capital improvements or equipment	\$65,631.00	No planned use in 24-25
Unemployment Insurance	Unemployment Reserve	To pay the cost of reimbursement to the State Unemployment Insurance Fund	\$258,906.00	\$16,500 for unemployment insurance
Retirement Contribution	ERS Reserve	To fund employer retirement contributions to the State and Local Employees' Retirement System	\$772,409.00	\$150,000 to offset expenses for non-certified staff
Retirement Contribution	TRS Reserve (Subfund)	To fund employer retirement contributions to the Teachers' Retirement System	\$318,963.00	\$150,000 to offset expenses for certified staff

FUND BALANCE*

	ACTUAL 23-24	ESTIMATED 24-25
Adjusted Restricted Fund Balance	\$7,925,450	\$7,227,901
Assigned Appropriated Fund Balance	\$577,188	\$547,172
Adjusted Unrestricted Fund Balance	\$1,083,422	\$1,245,173
Adjusted Unrestricted Fund Balance as a % of the total budget	3.48%	4.00%

*Estimated balances as of 6/30/24



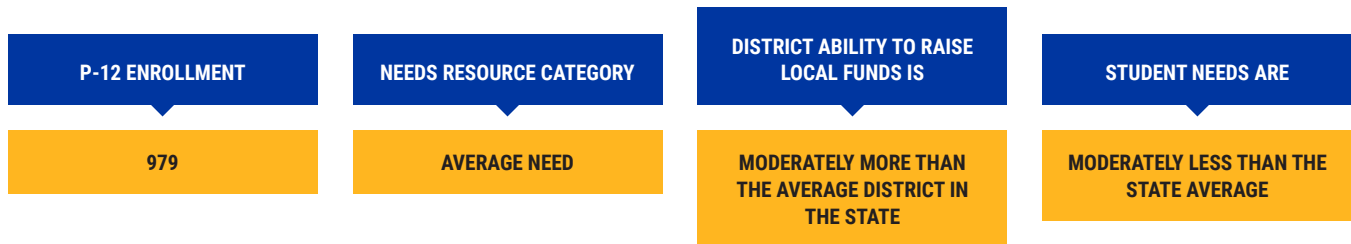
2021–22 SCHOOL YEAR FINANCIAL TRANSPARENCY REPORT

The following pages are the most current information from NYSED.

The tables below display per pupil expenditures for charter schools, traditional public schools, as well as district averages that may be higher or lower than an individual school.

All amounts shown on this report (except exclusions) are per pupil of the entire school or district, unless otherwise noted.

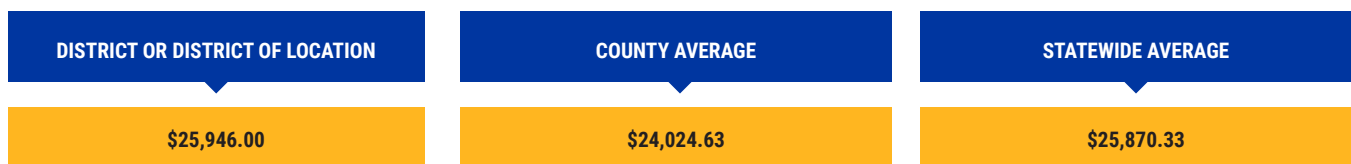
ECONOMIC AND STUDENT CHARACTERISTICS



STUDENT DEMOGRAPHICS

ENROLLMENT	TRUMANSBURG CSD
All Students	947
Economically Disadvantaged	38%
Students with Disabilities	19%
English Language Learners	–
STAFFING PROFILE	TRUMANSBURG CSD
Student-to-Teacher Ratio	10
Teachers with Fewer than 4 years of Experience %	18%
Teachers with 4-20 Years of Experience %	58%
Teachers with 21+ Years of Experience %	23%

COMPARISON: HOW DO PER PUPIL EXPENDITURES COMPARE?



REPORT VIEW ONE: HOW MUCH IS BEING SPENT ON INSTRUCTION AND ADMINISTRATION?

For traditional school districts, school level data (entries A through D) represent the average per pupil school level expenditures for all schools in the district. For charter schools, these entries reflect school level expenditures for the particular charter school only. Entries E through H reflect central expenditures.

Total spending (entry I) represents all non-excluded per pupil expenditures. For traditional school districts, this represents the average per pupil expenditures of all schools in the district. For charter schools, this represents per pupil school level expenditures.

REPORT VIEW ONE PER PUPIL EXPENDITURE CATEGORIES	TRUMANSBURG CSD
A. Instruction	\$13,150.41
B. Administration	\$901.85
C. All Other Spending	\$1,902.43
D. Total School Level (A + B + C)	\$15,954.69
E. Central Instruction	\$353.39
F. Central Administration	\$1,073.27
G. All Other Central Spending	\$8,564.33
H. Total Central Costs	\$9,990.99
I. Total Spending (D + H)	\$25,945.68

REPORT VIEW TWO: HOW ARE THE LOCAL/STATE AND FEDERAL FUNDS SPENT?

Report View Two presents the same expenditures reported in View One, but disaggregates that spending by local/state/federal/other revenue source.

For traditional school districts, school level data (entries J and K) represent the average per pupil school level expenditures for all schools in the district. For charter schools, these entries reflect school level expenditures for the charter school. Entries L and M reflect central expenditures.

Total spending (entry N) represents all non-excluded per pupil expenditures. For traditional school districts, this represents the average per pupil expenditures of all schools in the district. For charter schools, this represents per pupil school level expenditures.

REPORT VIEW TWO PER PUPIL EXPENDITURE CATEGORIES	TRUMANSBURG CSD
J. Total School Level Local/State Spending	\$14,364.41
K. Total School Level Federal Spending	\$1,590.28
L. Total Central Level Local/State Spending	\$9,274.67
M. Total Central Level Federal Spending	\$716.32
N. Total Spending (J + K + L + M)	\$25,945.68

DETAILED SPENDING: HOW MUCH IS SPENT PER PUPIL IN SELECTED PROGRAM AREAS?

Program Area Details in entries O through Z represent subsets of spending in Report View One and Report View Two. Five program areas are broken out. To calculate per pupil expenditures P-12 enrollment is used for pupil services, community schools programs, and BOCES services. Enrollments for the program areas are used for special education, ELL services, and Pre-Kindergarten.

Entries O through T represent school level expenditures. For charter schools, data represents per pupil expenditures in each of category in the selected school. For traditional school districts, data under the district column represent the district average of all schools in each of these categories.

Entries U through Z represent central expenditures.

SCHOOL LEVEL	TRUMANSBURG CSD
O. Special Education	\$10,088.48
P. ELL/MLL Services	\$0.00
Q. Pupil Services	\$1,197.91
R. Community Schools Programs	\$0.00
S. BOCES Services	\$0.00
T. Pre-Kindergarten	\$8,758.53
Central Level	
U. Special Education	\$1,299.04
V. ELL/MLL Services	\$0.00
W. Pupil Services	\$741.92
X. Community Schools Programs	\$0.00
Y. BOCES Services	\$4,562.83
Z. Pre-Kindergarten	\$0.00

EXCLUSIONS: WHAT OTHER SPENDING IS NOT INCLUDED IN THE PER PUPIL AMOUNTS SHOWN ABOVE?

The final section represents total expenditures, with the following exclusions that were not included in the per pupil expenditure calculations above: transportation, tuition, debt service, and other.

“Other Exclusions” include expenditures such as tuition for students attending BOCES full-time, services provided to nonpublic or charter schools, Pre-Kindergarten payments to community-based organizations, and community services.

EXCLUDED EXPENDITURES	TRUMANSBURG CSD
1. Transportation	\$1,509,704.00
2. Charter School Tuition	\$72,261.00
3. Other Tuition	\$130,896.00
4. Debt Service	\$2,642,436.00
5. Other	\$5,086,931.00
Percent Excluded from Total	27%
Total Expenditures	\$34,843,051.00



MEGAN WILLIAMS

BACKGROUND

I am Megan Williams, and I am running for re-election for the Trumansburg Board of Education.

When I ran for the first time in 2021, it was because I wanted to continue my service to our schools and my motivation remains the same today.

Our family has lived in Trumansburg since 2010 and our two sons are currently in 7th and 9th grade. My husband owns and runs an agricultural consulting business in Trumansburg. We are so thankful that 14 years ago, we decided to make Trumansburg our home.

I graduated high school in Owego, have a BA in French and International Relations from SUNY Geneseo and have an MA and PhD from the University of Wales. I am the Executive Secretary for the Welsh North American Association, a non-for profit, and I also edit and publish Ninnau, the Welsh North American newspaper. The flexibility of my work schedule has allowed me many opportunities to connect with our community through volunteering.

Prior to serving on the Board of Education, I spent a significant amount of time involved with PTO and the Trumansburg Education Foundation and before that, at TCNS (Trumansburg Community Nurse School). I continue to work as a non-voting volunteer with the Education Foundation and I also spend time supporting Sports Boosters and this year helped to organize the return of the Staff Slam, a school-wide event that connects students, teachers, staff, administrators, families and community members. Our school community continues to be an important part of my life.

The time I have spent volunteering in our schools has given me insight into the hard-working, dedicated administrators, teachers and staff we have in our district. I have enormous respect for them and the work they do every day to provide our students with the best opportunities.

I have learned so much since becoming a school board member and am continuing to learn. As well as serving on the Trumansburg Board of Education, I am a member of the BOCES School Board Association. We meet monthly and it is a wonderful opportunity to engage with school board members from our neighboring districts, to learn about their strengths, programming and to collectively discuss challenges we face. I serve on the Finance, Transportation, Athletics, and the CSE committees. I currently have the honor as serving as Board President.

This budget season is a difficult one for Trumansburg. The decisions that were made to balance our budget were not easy. I feel for everyone who was impacted directly and indirectly and appreciate that the decisions made will have minimal impact on our student programming. We do not know what the next three years will look like, but having been through this tight budget season has given me an understanding about the complexities of school finance which will better prepare me as a school board member in the future.

I have a great amount of respect for my fellow board members. I appreciate their willingness to serve our school community. I hope to be able to serve a second term and continue my dedication to our district and our children's future. I know I will keep learning and will try and use that knowledge to better serve our district, and all our students, and will make decisions that are in their best interest.



DANA ROBSON

BACKGROUND

It has been my honor to serve as a member of the Trumansburg Central School District Board of Education for the past three years and I am seeking re-election to continue this work. I am a parent of a Trumansburg senior and bring over 25 years of experience working with students, families and educators. This experience gives me a unique perspective on the intersection of the student experience, educational programming, and policy. As an educator myself, I believe in the power that public education has to enhance and enrich the lives of young people, their families and the greater

community. Additionally, I believe that restorative and inclusive practices are foundational to student success and achievement. I work daily to practice these principals in all aspects of my work and am deeply committed to ensuring that our schools provide a safe, inclusive, and supportive learning environment for all students.

MY PRIORITIES FOR THIS TERM INCLUDE:

- Promoting academic achievement and opportunities for ALL learners.
- Advocating for equitable funding and resources to support the diverse need of the students in our schools while maintaining fiscal responsibility.
- Continuing to promote clear communication and engagement with parents, families and the broader community.
- Advancing policies and initiatives that foster a culture of diversity, inclusion and cultural competency within our school district.



SCHOOL DISTRICT BUDGET NOTICE

Overall Budget Proposal	Budget Adopted for the 2023-24 School Year	Budget Proposed for the 2024-25 School Year	Contingency Budget for the 2024-25 School Year *										
Total Budgeted Amount, Not Including Separate Propositions	\$ 31,126,685	\$ 31,129,321	\$ 30,686,439										
Increase/Decrease for the 2024-25 School Year		\$ 2,636	(\$440,246)										
Percentage Increase/Decrease in Proposed Budget		.01 %	(-1.4%)										
Change in the Consumer Price Index		4.12%											
A. Proposed Levy to Support the Total Budgeted Amount	\$ 13,268,256	\$ 13, 710,717											
B. Levy to Support Library Debt, if Applicable	\$ 0	\$ 0											
C. Levy for Non-Excludable Propositions, if Applicable **	\$ 0	\$ 0											
D. Total Tax Cap Reserve Amount Used to Reduce Current Year Levy	\$ 0	\$ 0											
E. Total Proposed School Year Tax Levy (A + B + C - D)	\$ 13,268,256	\$ 13,710,717	\$ 13,268,256										
F. Total Permissible Exclusions	\$ 0	\$ 0											
G. School Tax Levy Limit, <u>Excluding</u> Levy for Permissible Exclusions	\$ 13,268,256	\$ 13,710,717											
H. Total Proposed School Year Tax Levy, <u>Excluding</u> Levy to Support Library Debt and/or Permissible Exclusions (E – B – F + D)	\$ 13,268,256	\$ 13,710,717											
I. Difference: G – H (Negative Value Requires 60.0% Voter Approval – See Note Below Regarding Separate Propositions) **	\$ 0	\$ 0											
Administrative Component	\$ 3,771,781	\$ 3,579,147	\$ 3,461,561										
Program Component	\$ 22,326,202	\$ 22,385,115	\$ 22,118,645										
Capital Component	\$ 5,028,702	\$ 5,165,059	\$ 5,106,233										
<p>* Provide a statement of assumptions made in projecting a contingency budget for the 2024-25 school year, should the proposed budget be defeated pursuant to Section 2023 of the Education Law.</p> <table border="1"> <thead> <tr> <th>Description</th> <th>Amount</th> </tr> </thead> <tbody> <tr> <td></td> <td>\$</td> </tr> <tr> <td></td> <td>\$</td> </tr> <tr> <td></td> <td>\$</td> </tr> <tr> <td></td> <td>\$</td> </tr> </tbody> </table> <p>** List Separate Propositions that are not included in the Total Budgeted Amount: (Tax Levy associated with educational or transportation services propositions are not eligible for exclusion and may affect voter approval requirements)</p>				Description	Amount		\$		\$		\$		\$
Description	Amount												
	\$												
	\$												
	\$												
	\$												
<p>*NOTE TO SCHOOL DISTRICT BUSINESS OFFICIALS: Please submit an electronic version (Word or PDF) of this completed form to: emscmgts@nysed.gov</p>			Under the Budget Proposed for the 2024-25 School Year										
Estimated Basic STAR Exemption Savings¹			\$ 437										

The annual budget vote for the fiscal year 2023-24 by the qualified voters of the Trumansburg Central School District, Tompkins County, New York, will be held at the Ulysses Historical Society in said district on Tuesday, May 21, 2024 between the hours of 12:00 noon and 8:00pm, at which time the polls will be opened to vote by voting ballot or machine.

1. The basic school tax relief (STAR) exemption is authorized by section 425 of the Real Property Tax Law.

TRUMANSBURG
CENTRAL SCHOOL DISTRICT
100 Whig Street
Trumansburg, New York 14886

Non-Profit Organization
US POSTAGE PAID
Permit No. 45
Trumansburg, NY
ECRWSS

LOCAL POST OFFICE BOXHOLDER
RURAL ROUTE PATRON

VOTER QUALIFICATIONS

A person shall be entitled to vote at any school meeting for the election of school district officers, and upon all other matters which may be brought before such meeting, who is:

- A citizen of the United States
- Eighteen (18) years of age or older
- A resident within the district for a period of thirty (30) days preceding the meeting at which they wish to vote
- No person shall have the right to register for, or vote, at any school meeting or election who would not be qualified to register for or vote at an election in accordance with the provisions of Section 5 - 106 of the Election Law. *(This includes convicted felons and those adjudged mentally incompetent by a court.)*

ABSENTEE BALLOTS

Applications for absentee ballots may be obtained from Tina Lincoln, District Clerk between the hours of 8:00 AM and 4:00 PM Monday through Friday, except holidays. The District Clerk must receive completed applications at least seven (7) days before the election, if the ballot is to be mailed to the voter, or the day before the election, if the ballot is to be delivered personally by the voter. All absentee ballots must be received by the District Clerk no later than 4:00 PM, prevailing time, on Tuesday May 21, 2024.

Military voters who are qualified voters of the School District may apply for a military ballot by requesting an application from the District Clerk.

Tina Lincoln, *District Clerk*
tlincoln@tburg.k12.ny.us
607-387-7551 ext. 4427



Kimberly Bell
Superintendent
kbell@tburg.k12.ny.us
607-387-7551 ext. 4421

OR

Jon Koeng
School Business Administrator
jkoeng@tburg.k12.ny.us
607-387-7551 ext. 4456

Created by:
citi pr
Center for Instruction,
Technology & Innovation
PUBLIC RELATIONS