



Breckenridge Community Schools

Preliminary Community Survey Report

May 6, 2026

Contents



Background Info



**Survey/Respondent
Information**



Results & Analysis



Wrap-up/Questions





Our mission is to help educational leaders gather, organize, and use data to make strategic decisions.

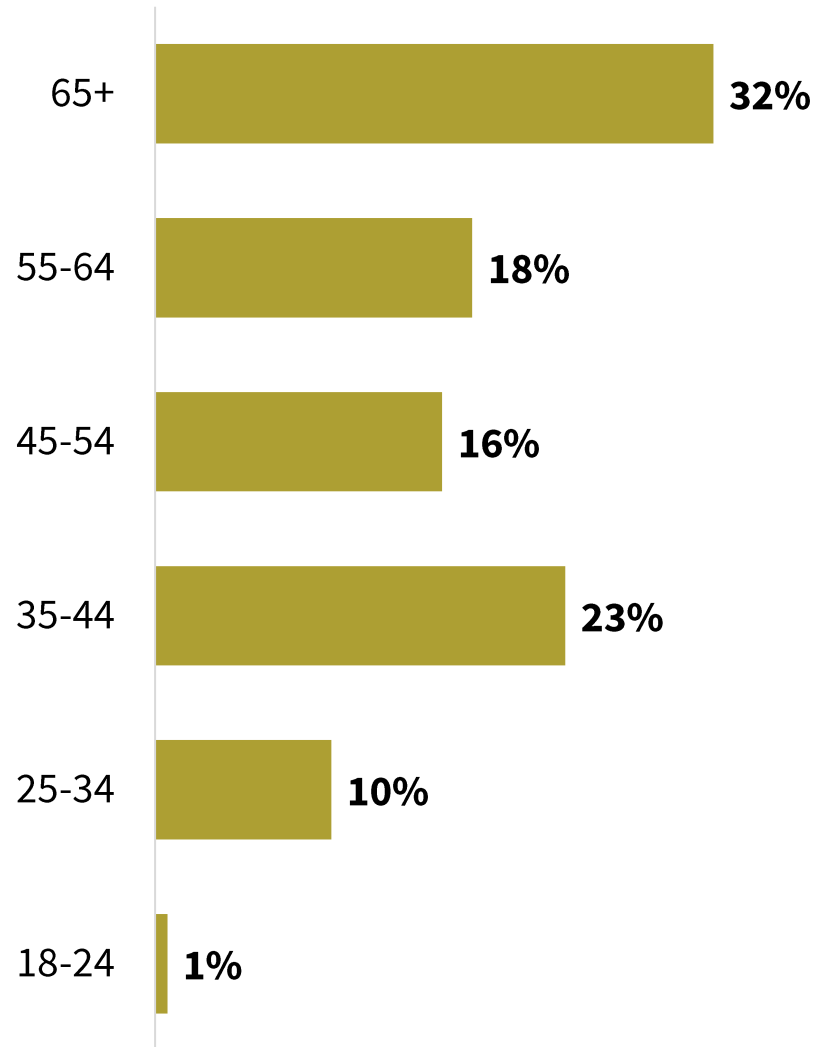
- Founded in **2002** to provide independent research
- Conducted over **3 million** staff, parent, and student, and community surveys for school improvement
- Helped more than **1,400** school districts navigate the strategic planning and referendum planning process

Survey Information

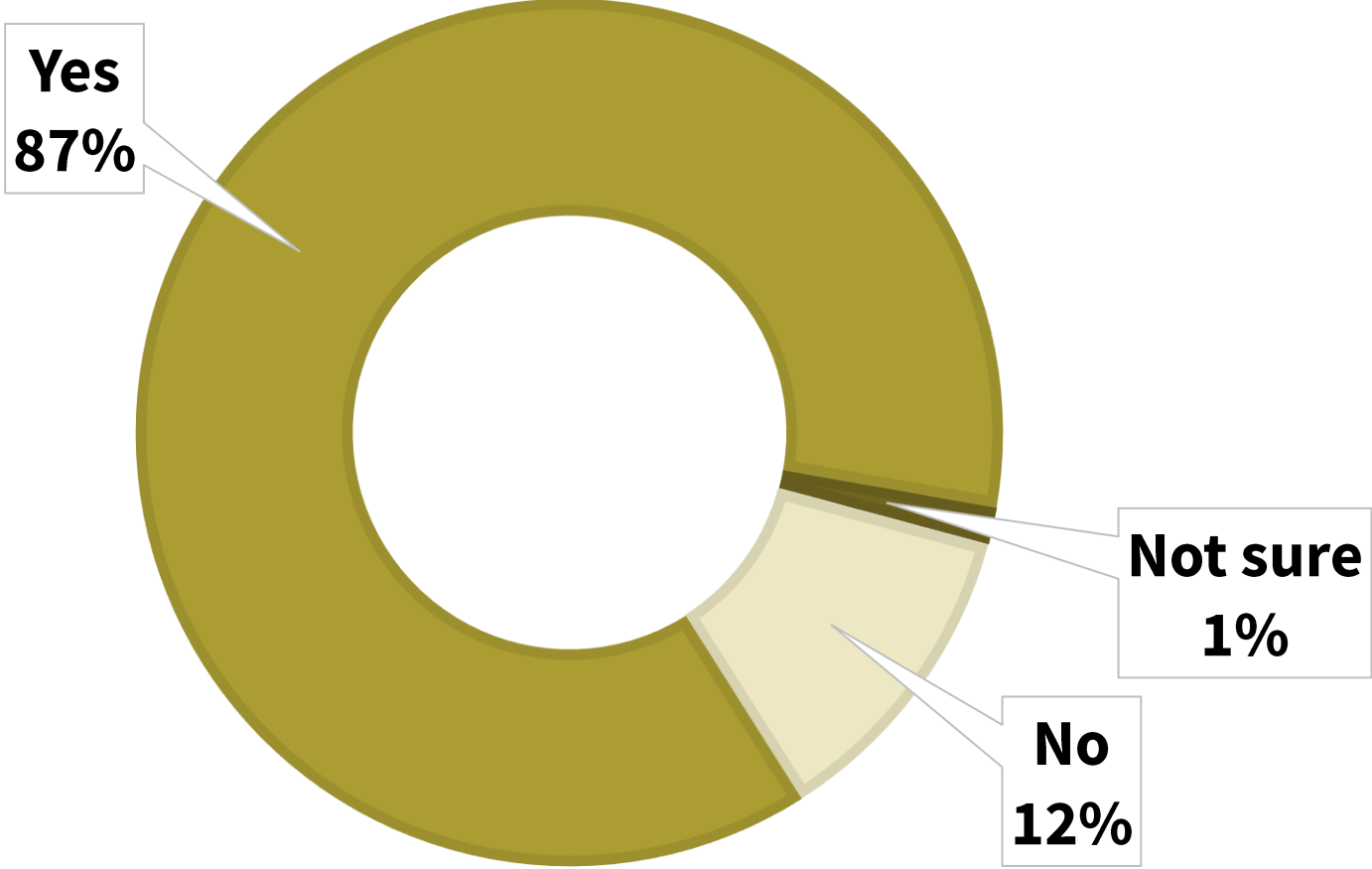
- **April 24, 2026** survey deadline
- **319** respondents
- **+/- 5.60%** statistical margin of error



What is your age?



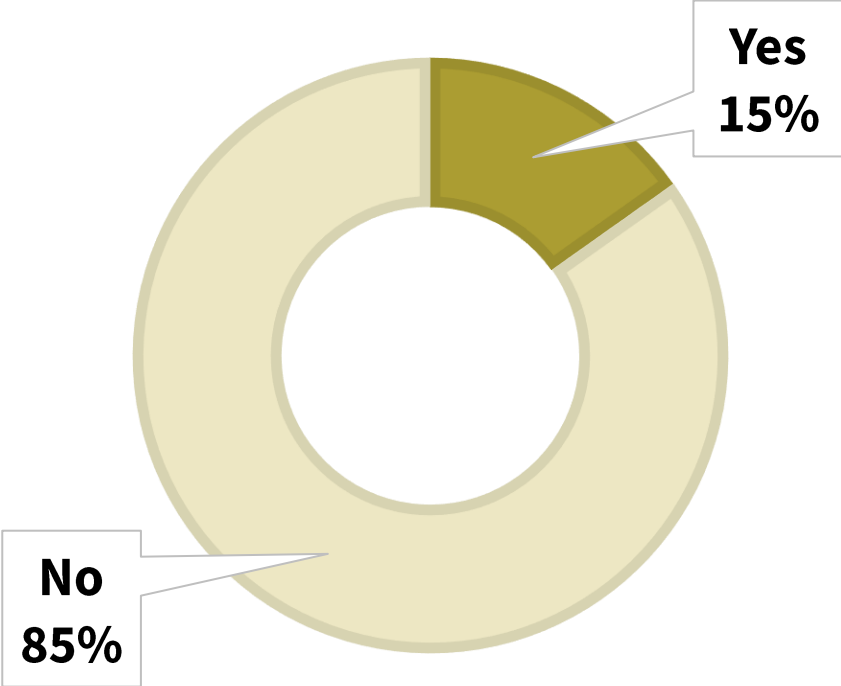
Is your primary residence in Breckenridge Community Schools?



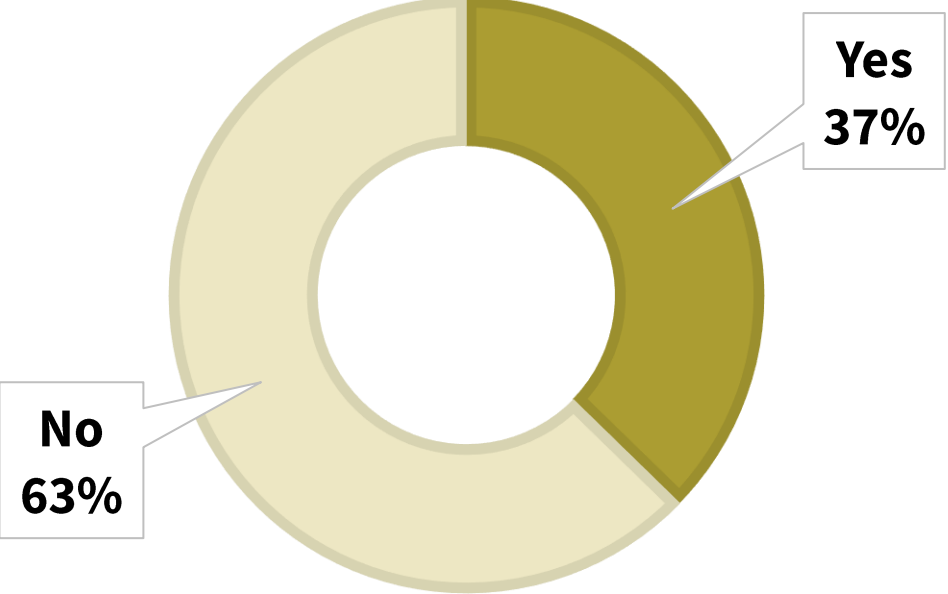
Respondent Information



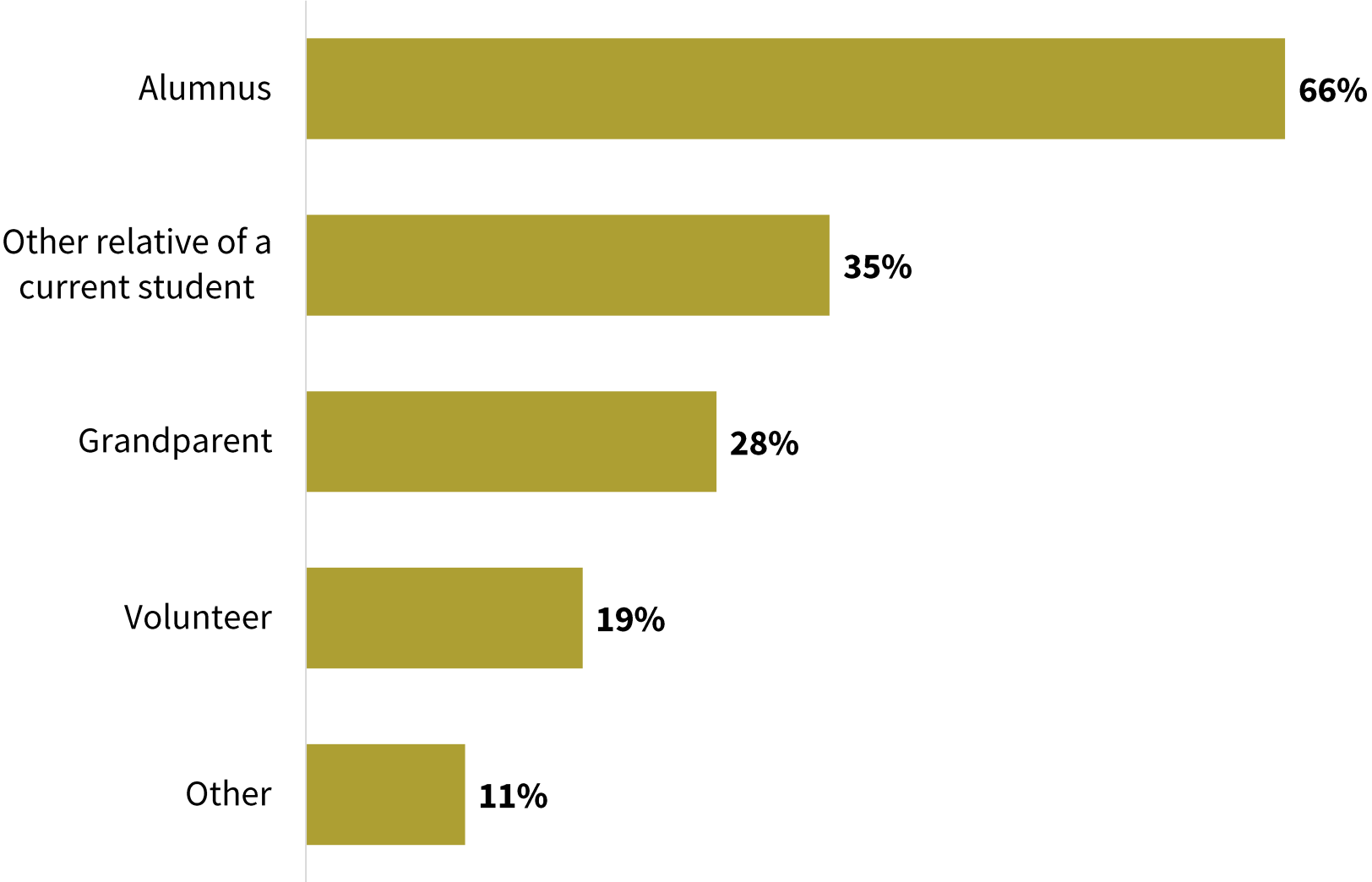
Are you an employee of Breckenridge Community Schools?



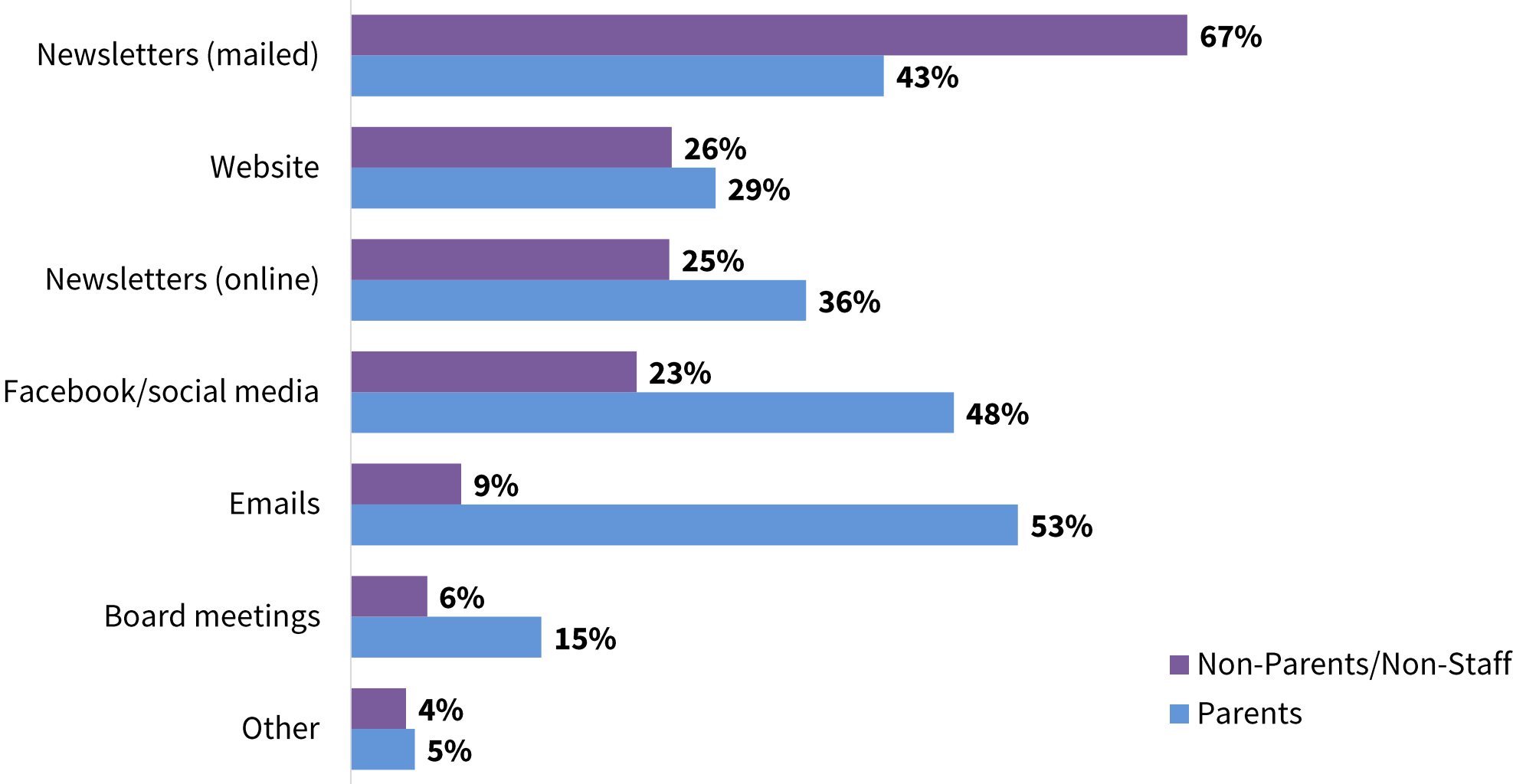
Do you have children attending a school in the District?



Do you have any other connections to the District?



How would you like to receive information from us?



Financial Background

The District's debt millage is similar to a mortgage payment for homeowners. This portion of your property taxes pays for facility upgrades.

Over the past 15 years, voters have supported Breckenridge Community Schools by passing two bond proposals to update our facilities. We understand the financial impact these bonds have on our taxpayers and sincerely thank you for the support you provide to our schools.

We work hard to manage your tax dollars responsibly and keep our debt low. As seen in the chart below, Breckenridge has the second-lowest debt millage of area school districts.

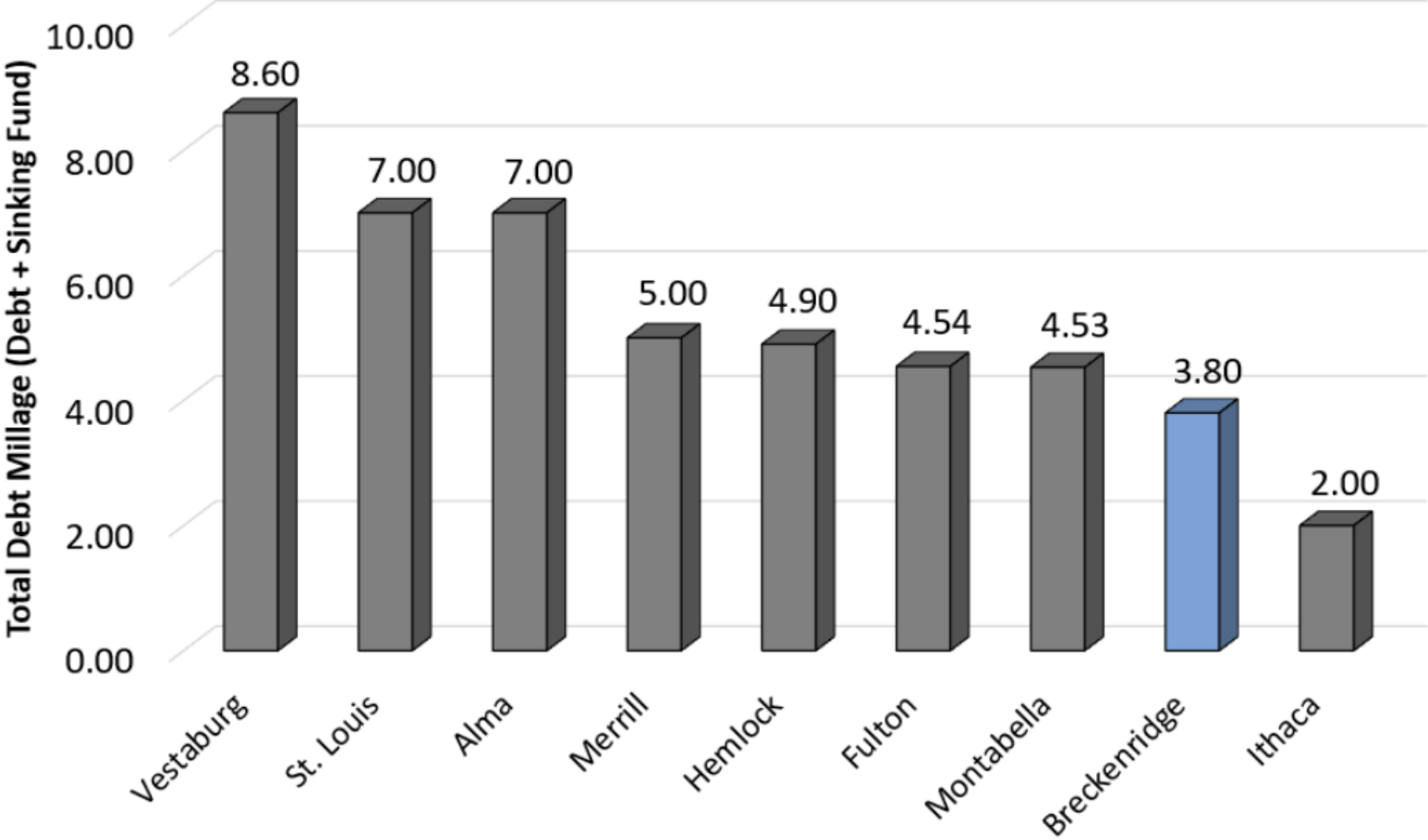
There is an opportunity for our community to extend the current bond and invest up to \$10 million in our facilities without increasing the debt millage rate over the current level.



Financial Background



School District Debt Millage
Area Comparison for 2025



Priority 1 Projects

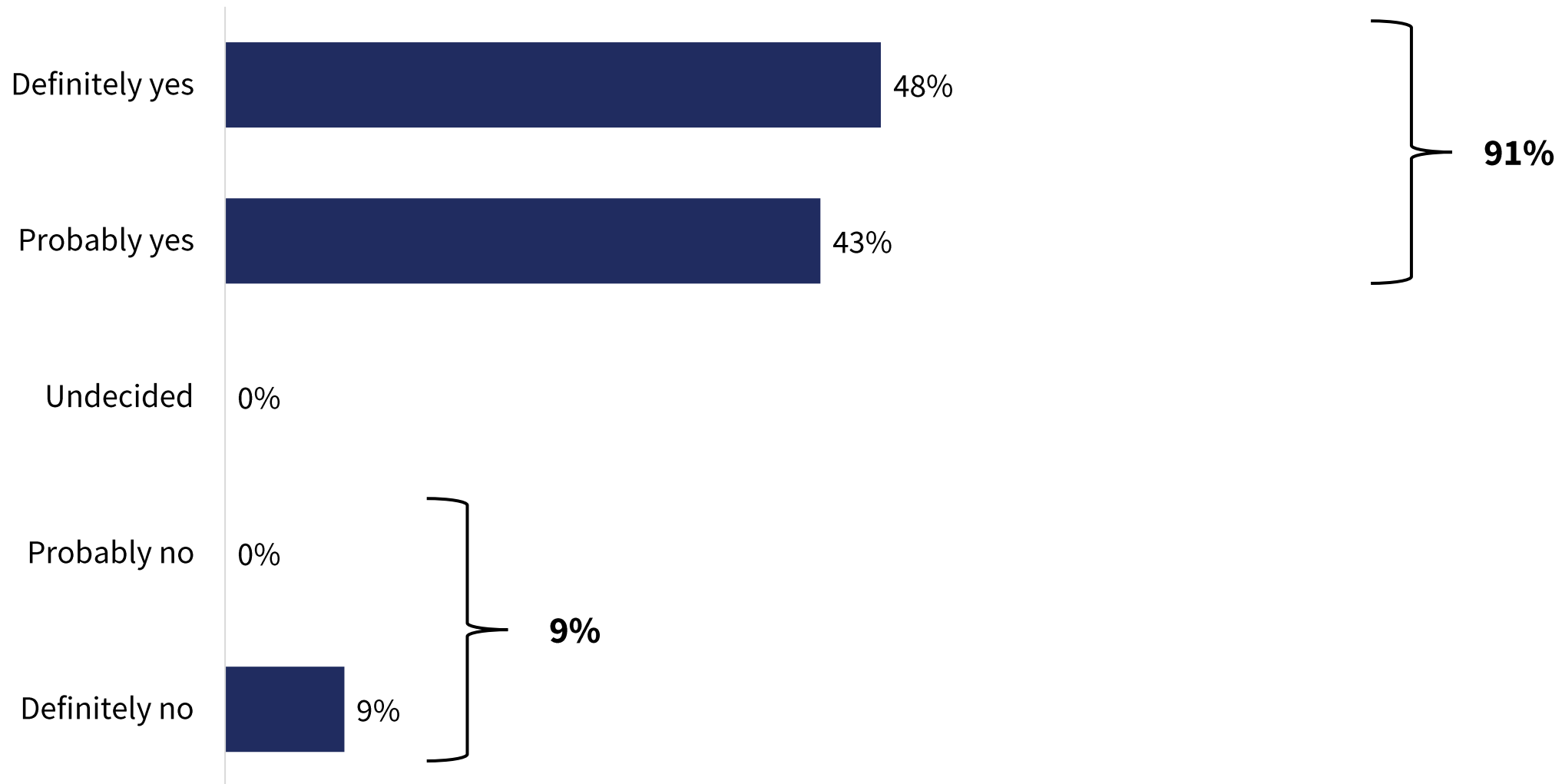
The steering committee identified the following projects to address the District's most pressing needs:

- ✓ Replace plumbing, electrical, and mechanical systems at the middle/high school that are beyond their useful life.
- ✓ Add four classrooms to the elementary school.
- ✓ Expand the cafeteria and kitchen area at the elementary school.
- ✓ Add parking at the elementary school.
- ✓ Repair and replace elementary playground equipment and expand the area.
- ✓ Update instructional technology across our schools.
- ✓ Improve security by installing secure entry systems for all classroom doors.

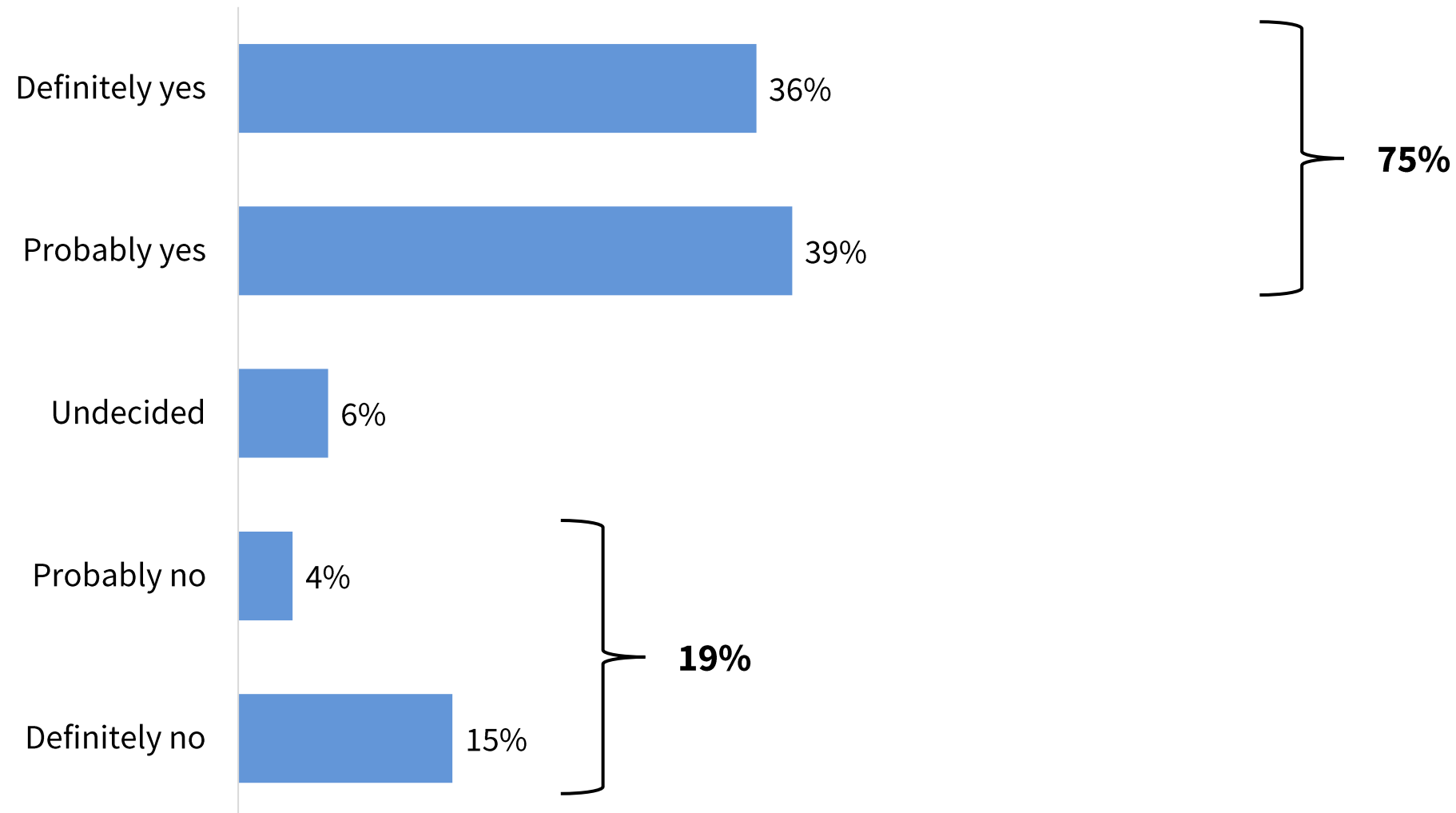
Priority 1 estimated cost: \$10 million



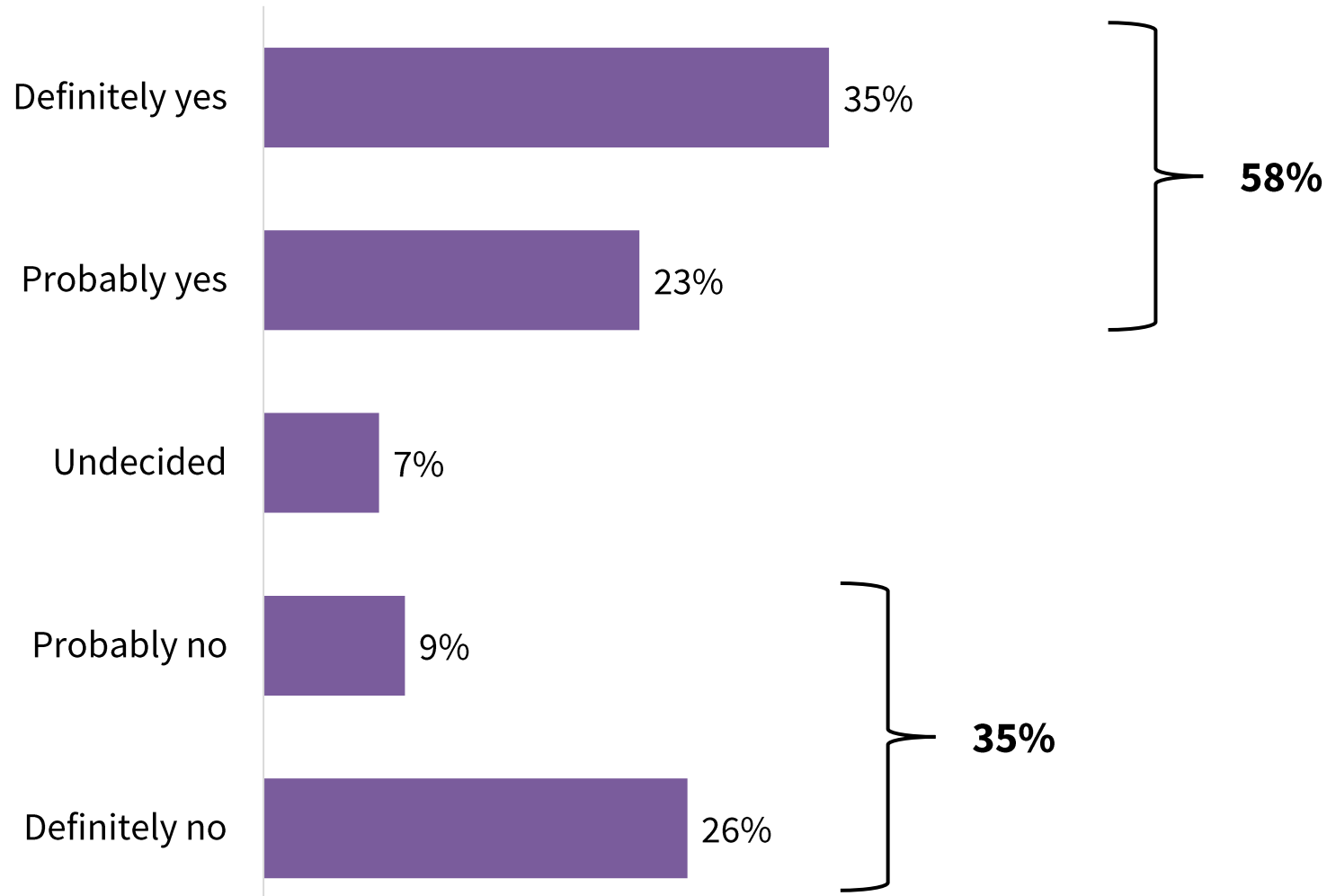
Would you support extending the existing debt rate, which would provide the District \$10 million to fund the Priority 1 projects? (*Staff Residents*)



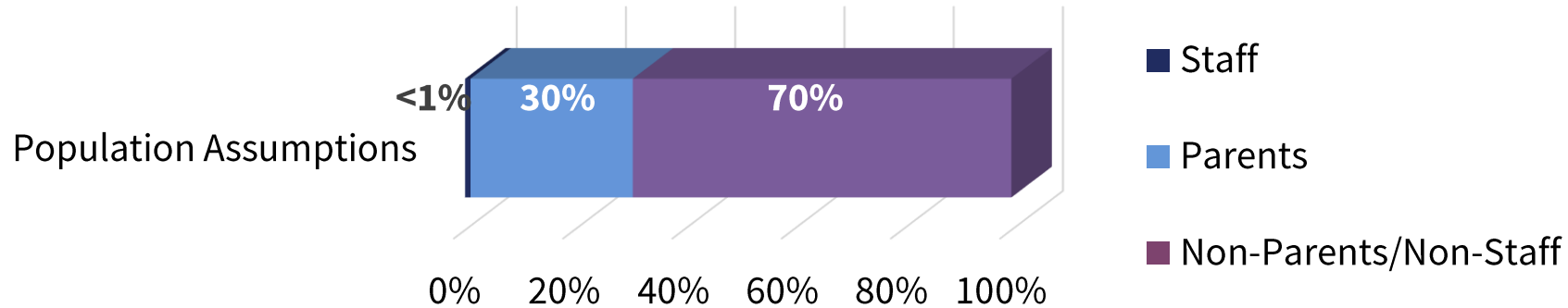
Would you support extending the existing debt rate, which would provide the District \$10 million to fund the Priority 1 projects? (*Parent Residents*)



Would you support extending the existing debt rate, which would provide the District \$10 million to fund the Priority 1 projects? (*Non-Parent/Non-Staff Residents*)



Additional Analysis: Support for \$10 million to fund the Priority 1 projects



Weighted support for *Definitely yes and Probably yes*:

$$0.30 (75\%) + 0.70 (58\%) = \underline{\underline{63.1\%}}$$



Priority 2 Projects



The steering committee also identified the following issues at the middle/high school:

- Additional space is needed at the middle/high school because of increasing enrollment and the growing number of students participating in extracurricular activities.
- The gym can no longer meet the needs of both physical education and athletics. Practices are being held late into evenings because of sports and community events.
- The kitchen and cafeteria are dated and too small.
- We lack enough parking near the middle school area.

To address these issues, we could:

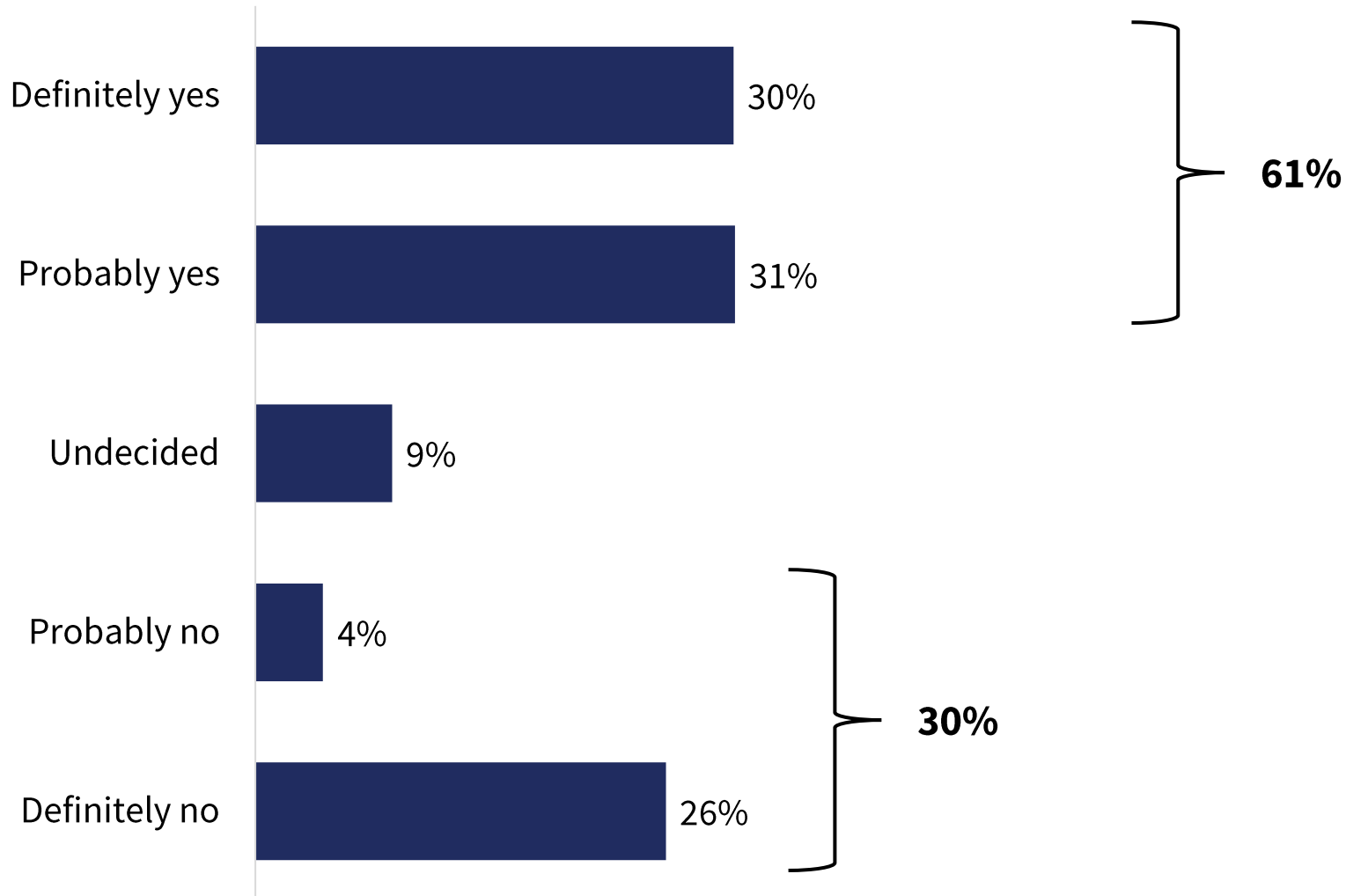
- ✓ Create more classrooms at the middle/high school by renovating offices, meeting spaces, and storage/maintenance areas.
- ✓ Build an indoor multipurpose space for physical education, athletics, marching band, music events, youth sports, and community recreation at the middle/high school.
- ✓ Renovate the high school's kitchen and cafeteria area to improve efficiency and meet current health department codes.
- ✓ Add parking closer to the middle school.

Priority 1 estimated cost: \$10 million

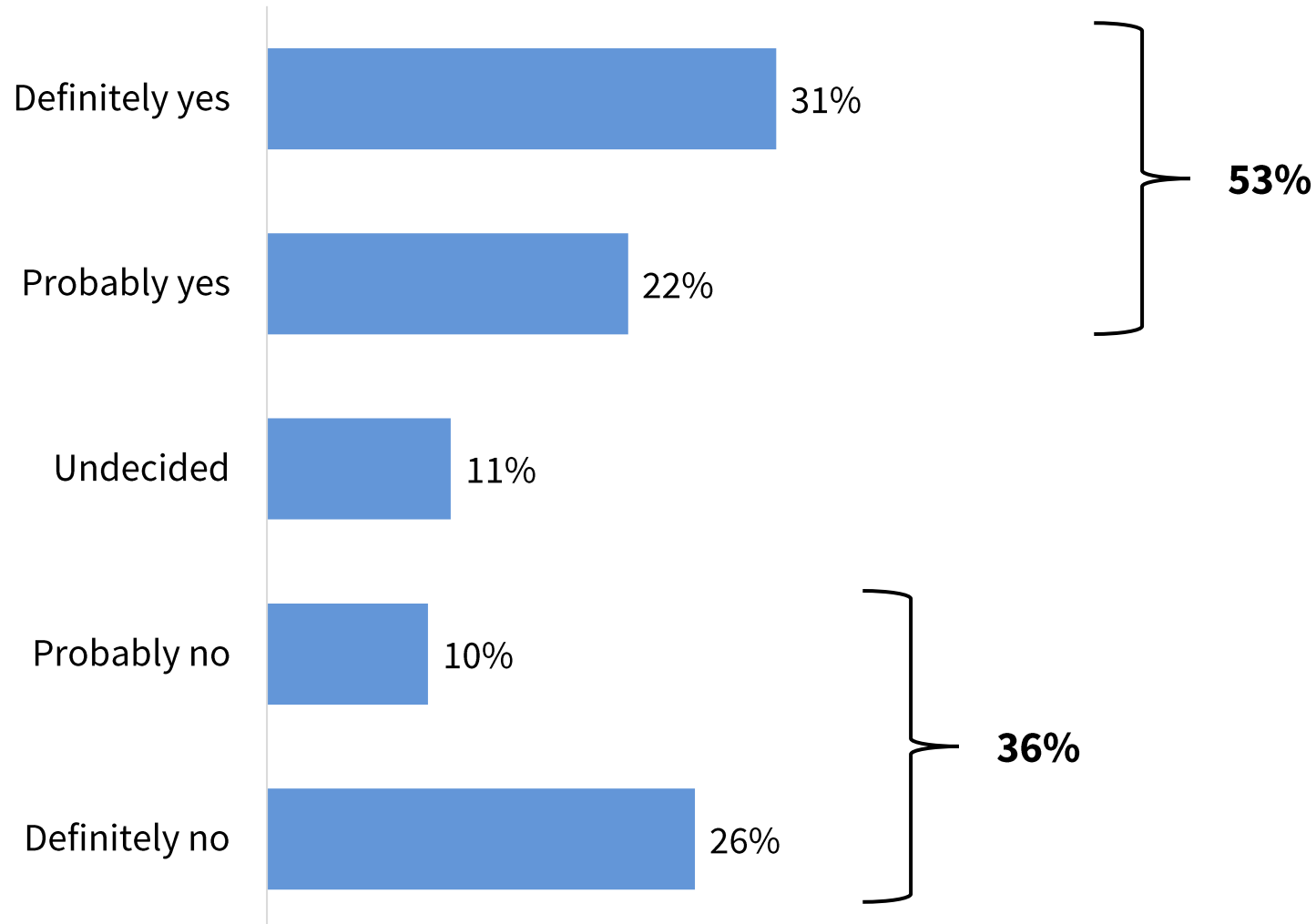
Priority 2 estimated cost: \$9.5 million

Total estimated cost: \$19.5 million

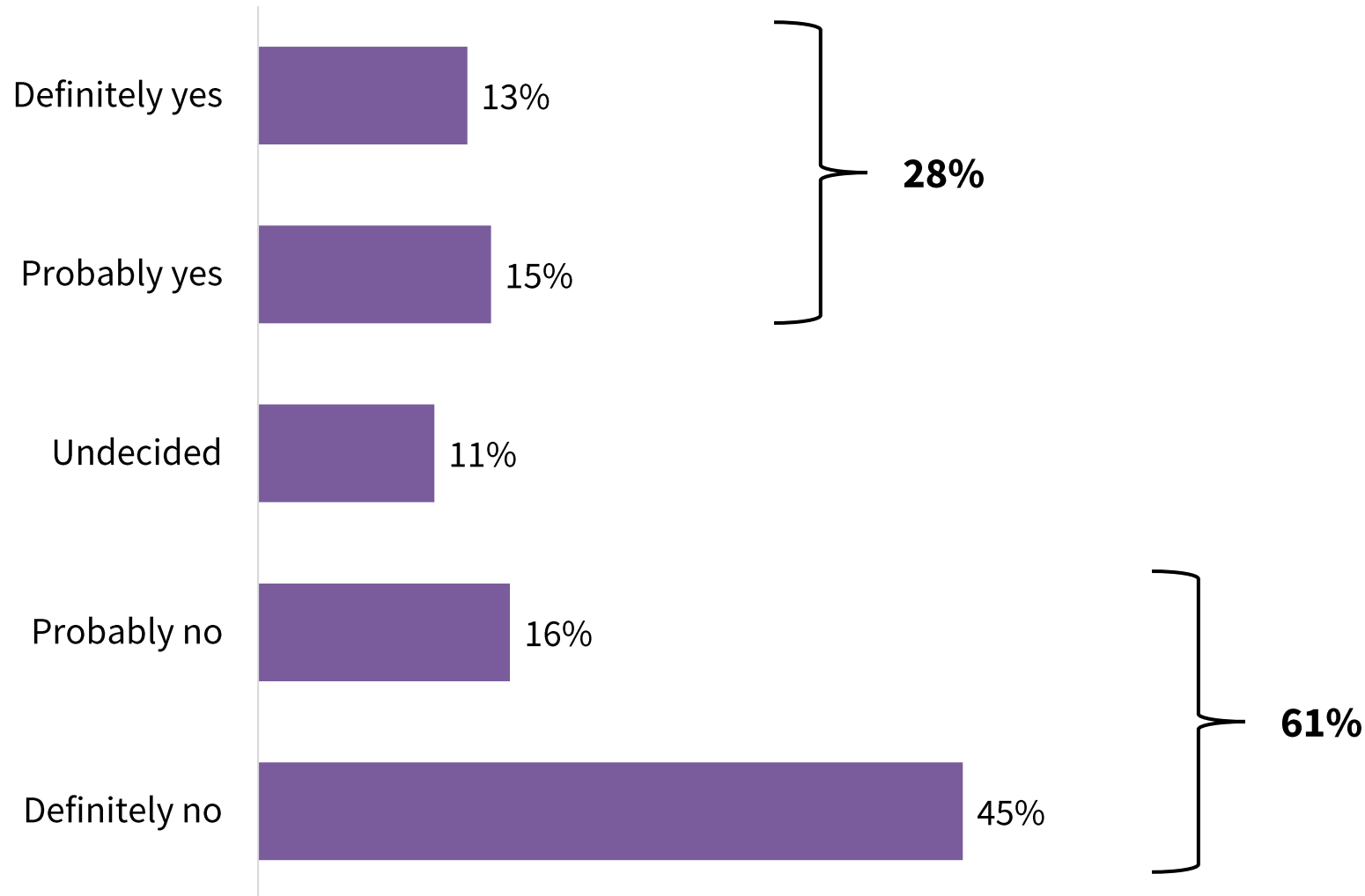
Would you support adding to the debt rate by 1.0 mill to pay for the Priority 1 AND Priority 2 projects? (*Staff Residents*)



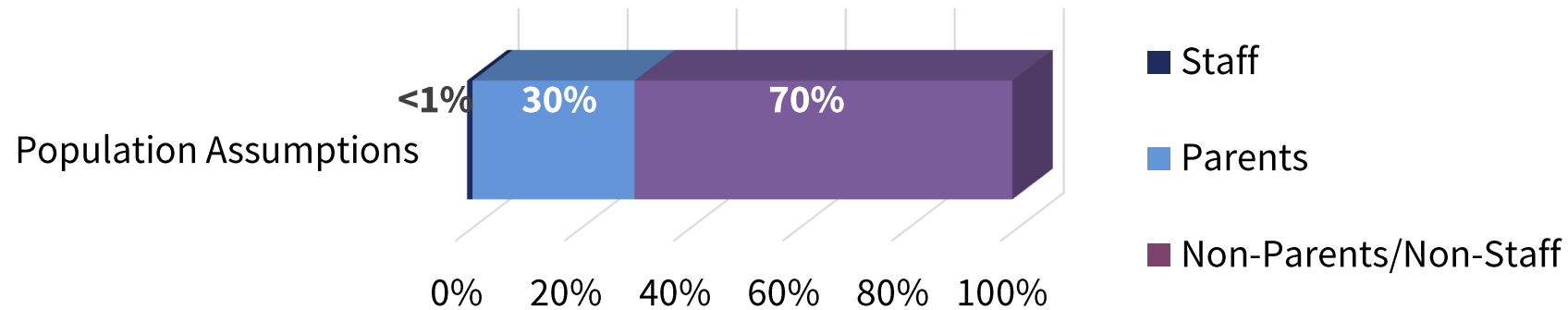
Would you support adding to the debt rate by 1.0 mill to pay for the Priority 1 AND Priority 2 projects? (Parent Residents)



Would you support adding to the debt rate by 1.0 mill to pay for the Priority 1 AND Priority 2 projects? *(Non-Parent/Non-Staff Residents)*



Additional Analysis: Support for adding to the debt rate to pay for Priority 1 and 2 projects

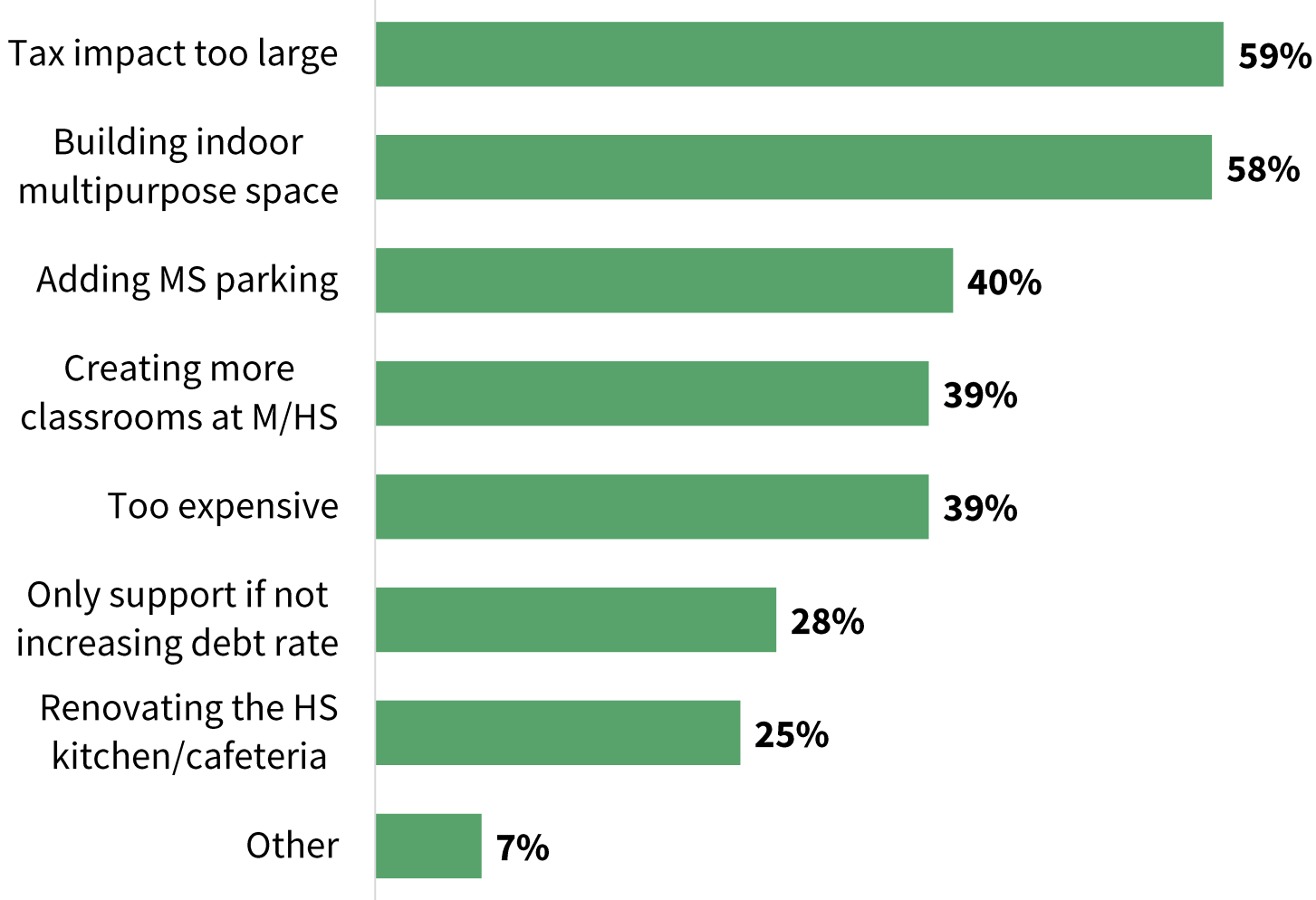


Weighted support for *Definitely yes and Probably yes*:

$$0.30 (53\%) + 0.70 (28\%) = \underline{\underline{35.5\%}}$$



If you chose “Probably no” or “Definitely no,” why? *(Residents)*



Priority 3 Projects

Priority score is calculated based on High = 3, Medium = 2, Low = 1



Elementary School Major Building Systems <i>Estimated cost: \$1.4M</i>		Priority Score = 1.96
Middle/High School Roof <i>Estimated cost: \$2.4M</i>		Priority Score = 1.91
Agriculture and Career & Tech Ed <i>Estimated cost: \$2.6M</i>		Priority Score = 1.80
Land Purchase <i>Estimated cost: \$200,000</i>		Priority Score = 1.64
Community Recreation Center <i>Estimated cost: \$8.5M</i>		Priority Score = 1.54

■ High ■ Medium ■ Low

Funding Support

We understand that completing all of these projects may be too expensive to do at one time. The District will establish a phased plan based on the community's priorities.



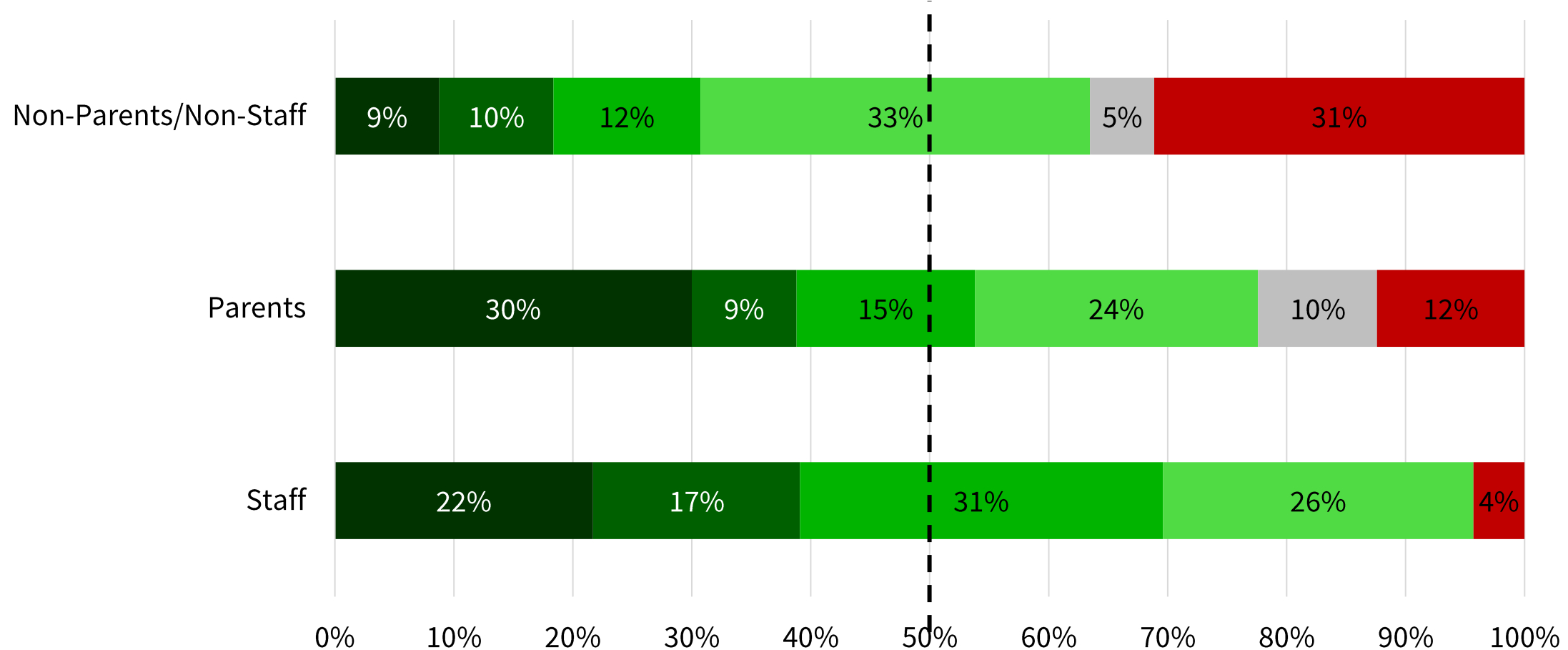
Projects	Cost
Priority 1	\$10 million
Priority 2	\$9.5 million
Priority 3	
Agriculture/CTE	\$2.6 million
Land Purchase	\$200,000
Elementary Major Building Systems	\$1.4 million
Middle/High School Roof	\$2.4 million
Community Recreation Center	\$8.5 million

Funding Support



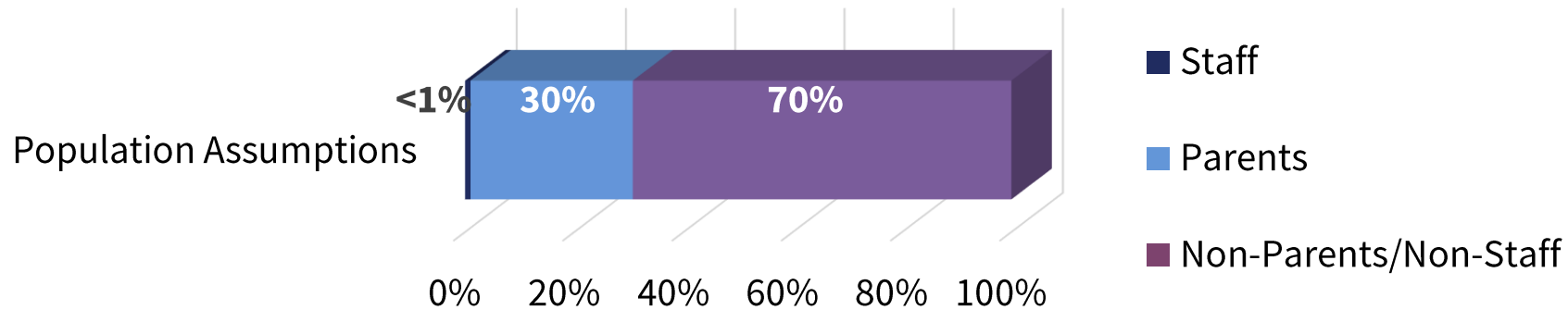
TAX IMPACTS FOR VARIOUS BOND PROPOSAL AMOUNTS				
Bond amount	\$10 million	\$19.5 million	\$25 million	\$30 million
Project scope	Priority 1 Projects	Priority 1 <u>AND</u> Priority 2 Projects	Priority 1 <u>AND</u> Priority 2 <u>AND</u> Some additional projects	All projects
Additional annual mills	No increase over the current level	1.0 mill increase	1.4 mill increase	1.9 mills
Annual tax increase <u>per</u> \$100,000 of property value over the current level	\$0	\$100	\$140	\$190

What bond proposal amount would you support, assuming the projects included were acceptable to you?



■ \$30M ■ \$25M ■ \$19.5M ■ \$10M ■ Not sure/need more information ■ No bond proposal

Additional Analysis: Support for adding to the debt rate to pay for Priority 1 and 2 projects



Weighted support for *Definitely yes and Probably yes*:

$$\text{\$30M: } 0.30 (30\%) + 0.70 (9\%) = \mathbf{15.3\%}$$

$$\text{\$25M: } 0.30 (39\%) + 0.70 (19\%) = \mathbf{25.0\%}$$

$$\text{\$19.5M: } 0.30 (54\%) + 0.70 (31\%) = \mathbf{37.9\%}$$

$$\text{\$10M: } 0.30 (78\%) + 0.70 (64\%) = \mathbf{68.2\%}$$

How is the District doing in each of the following areas?

Great = 4, Good = 3, Fair = 2, Poor = 1

Item	Staff	Parents	Non-Parents/ Non-Staff
Delivering a high-quality education	3.24	2.87	2.55
Keeping the public informed	3.16	2.63	2.25
Managing funds appropriately	2.62	2.35	2.19
Building pride in the community	3.32	2.78	2.53



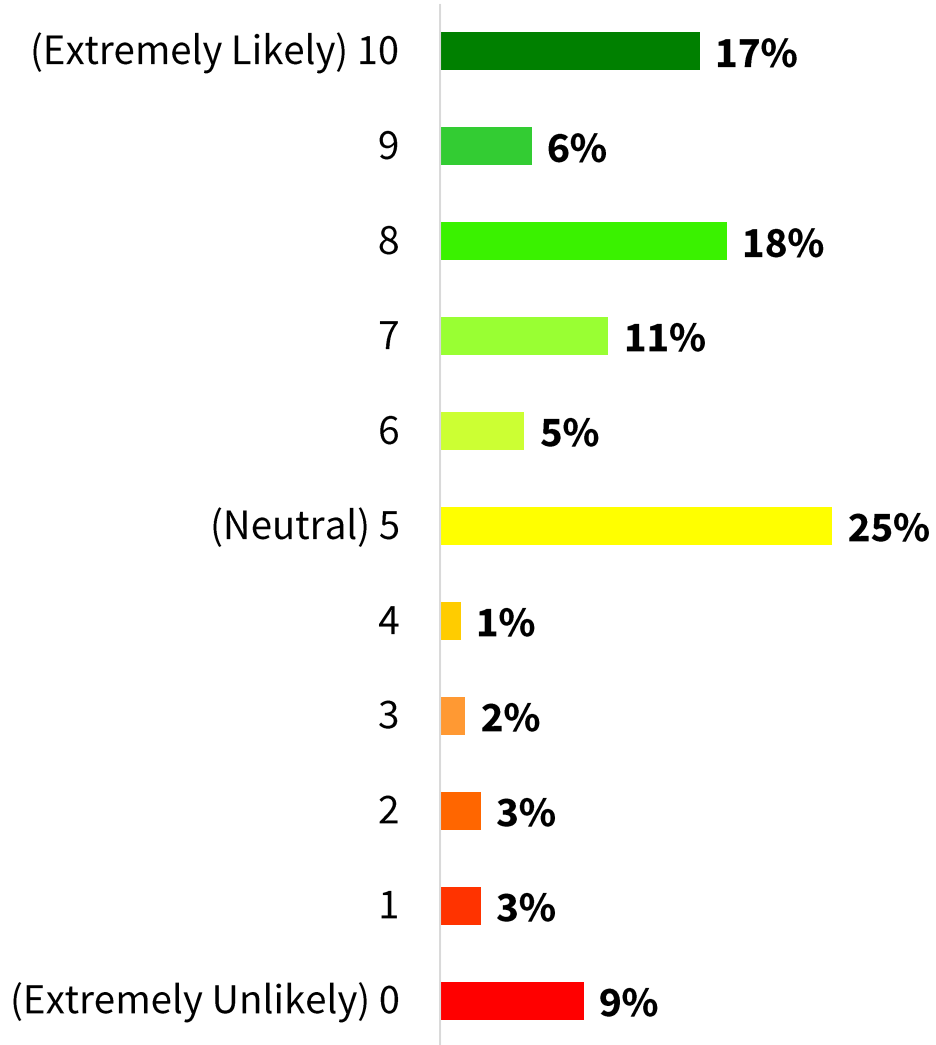
How is the District doing in each of the following areas?

Great = 4, Good = 3, Fair = 2, Poor = 1



Item	Percent “Great” or “Good”	Average
Delivering a high-quality education	62%	2.72
Keeping the public informed	54%	2.48
Managing funds appropriately	45%	2.29
Building pride in the community	62%	2.71

On a scale of 0 – 10, how likely would you be to recommend the District to a friend or family member?



Breckenridge Score: 6.19



SCHOOL PERCEPTIONS

Measuring what matters

262.644.4300 | schoolperceptions.com



Appendix



Priority 3 Projects



The Steering Committee identified additional projects that could be addressed (while crews are already on-site) or done at some point in the future. These projects would not be done until the other priority projects are completed.

Please use this scale when responding to the following items.

- High:** Address immediately in this bond
Medium: Important but address in a future project
Low: Not a priority right now

<i>What priority would you place on each project below?</i>	
<p>Agriculture and Career & Tech Ed (Estimated cost: \$2.6 million)</p> <p>This project would relocate the transportation and maintenance facility. These spaces would be renovated into additional agriculture and career & tech ed classrooms and labs to support courses in FFA and skilled trades (industrial arts and/or automotive).</p>	<input type="checkbox"/> High <input type="checkbox"/> Medium <input type="checkbox"/> Low
<p>Land Purchase (Estimated cost: \$200,000)</p> <p>The District could purchase additional land next to middle/high school for future buildings or school expansions, as needed, if enrollment growth continues. This land would provide access to McClelland Road, which would reduce traffic on nearby village streets.</p>	<input type="checkbox"/> High <input type="checkbox"/> Medium <input type="checkbox"/> Low

Priority 3 Projects



<p>Elementary School Major Building Systems <i>(Estimated cost: \$1.4 million)</i></p> <p>This project would replace aging building systems at the elementary school, including plumbing and HVAC. It would also replace the public address system, bells, clocks, and B and C wing lockers. The project would also update restrooms.</p>	<p><input type="checkbox"/> High</p> <p><input type="checkbox"/> Medium</p> <p><input type="checkbox"/> Low</p>
<p>Middle/High School Roof <i>(Estimated cost: \$2.4 million)</i></p> <p>This project would replace the middle/high school roof because the warranty will soon expire.</p>	<p><input type="checkbox"/> High</p> <p><input type="checkbox"/> Medium</p> <p><input type="checkbox"/> Low</p>
<p>Community Recreation Center <i>(Estimated cost: \$8.5 million)</i></p> <p>This project would include two gyms (one for the community and one for the school), a walking track, community meeting spaces, locker rooms, a weight/fitness area, and potentially a health clinic. This standalone building would be open to the public during operational hours.</p> <p><i>Note: If the community supports this project, the District would not complete the multipurpose project explained in priority 2.</i></p>	<p><input type="checkbox"/> High</p> <p><input type="checkbox"/> Medium</p> <p><input type="checkbox"/> Low</p>



The District would like to thank each member of the steering committee for their help with this process.

Freddie Willbanks
Bridget McPherson
Christina Florence
Michele Collins
Julayne Goward
Jeff Ostrander
Phillip Baldwin

Kelly Larose
Nate Tester
Dave Briggs
Paul Bush
Jayde Weigold
Isaac Gregory
Shelly Brittain

Jessica Godley
Jerry Loyselle
Katie Short
Jenny Gibbons
Marshall Jenkins
Matthew Burleson