

3rd Grade - 4th Quarter AMI Learning Menu

Students should complete at least five activities for each school day missed when AMI is being implemented. Four of the five should be in the core areas (reading, writing, math, science, and social studies) and one in a special area.

Activities and assignments can be submitted to your teacher electronically, completed on notebook paper and returned when school resumes, or monitored by your child's teacher through the website or application.

Reading	Writing	Math	Science	Social Studies	Art	Music	PE	Library Media
Read for 20 minutes. Or IReady Reading	Write a Fairy Tale	Get on IReady Math lesson for 20 minutes.	Learn About the Anatomy of a <u>Flower</u>	Mini Booklet- Read about the <u>3 branches of government</u>	Draw & Color with your non-dominant hand (opposite hand)	Perform a song or a dance that you created for your family.	Play outside for 15 minutes.	Read to self 15 minutes
Read for 20 minutes. Or IReady Reading	Write a Fairy Tale	Get on IReady Math lesson for 20 minutes.	The <u>Anatomy of a Flower</u>	Cut and paste the <u>3 branches of government</u>	Gather rocks, sticks, & leaves around your yard or take a walk with your family; use these to create a picture or design	Create a song on SF5 kids. http://www.wsf5kids.org/composer/	Walk outside for 15 minutes.	Work for 15 minutes on <u>Typetast ic.com</u>
Read for 20 minutes. Or IReady Reading	Write a Fairy Tale	Get on IReady Math lesson for 20 minutes.	Parts of a Plant- <u>Cut and Paste</u>	<u>3 Branches Word Search</u>	Draw a variety of lines across your page from side to side and top to bottom. Fill each shape w/different patterns & designs.	Listen to a song and write a story to go with the song.	50 Jumping Jacks 25 push ups 25 curl-ups 1 minute of running in place	Work on <u>Code.org</u> - Course E
Read for 20 minutes. Or IReady Reading	Write a Fairy Tale	Get on IReady Math lesson for 20 minutes.	Parts of a Flower <u>Advance Poster</u>	Read the article about the <u>Star-Spangled Banner and Francis Scott Key</u>	Draw a portrait of someone in your family or a friend. Ask them to pose. Be sure to add details that make them unique.	Watch a movie with music in it and write a paragraph about it.	Ride your bike, scooter, or rollerblade for 15 minutes.	Work on <u>Tower Building STEM Activity</u>
Read for 20 minutes. Or IReady	Write a Fairy Tale	Get on IReady Math lesson for 20 minutes.	Parts of a Flower <u>Advance</u>	Answer the questions about the <u>Star Spangled Banner and Francis Scott Key</u>	Look up pictures of castles or use your imagination to draw a castle. Notice/think about the different shapes and structures.	Teach a song and hand motions to someone at home.	List all of the ways you are physically active during the day (walking the dog, taking the trash out, playing tag etc.)	Watch Giraffe Problem s Read Aloud with Mrs. Polston

Name: _____

Anatomy of a Flower

stamen

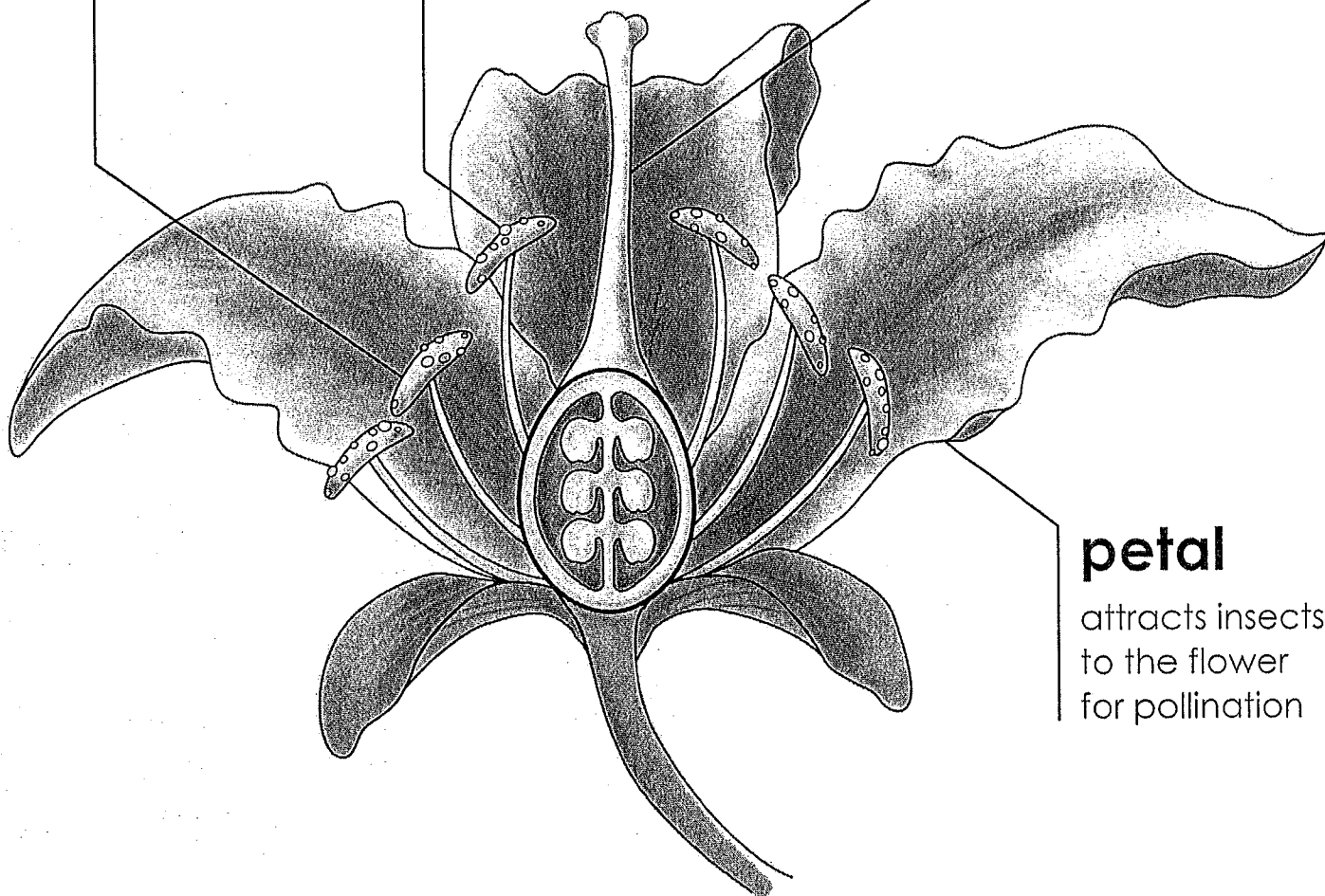
makes pollen

pollen

makes seeds when combined with a flower's eggs

pistil

makes eggs that grow into seeds




petal

attracts insects to the flower for pollination

Name: _____

Anatomy of a Flower

Identify each part of the flower and color.



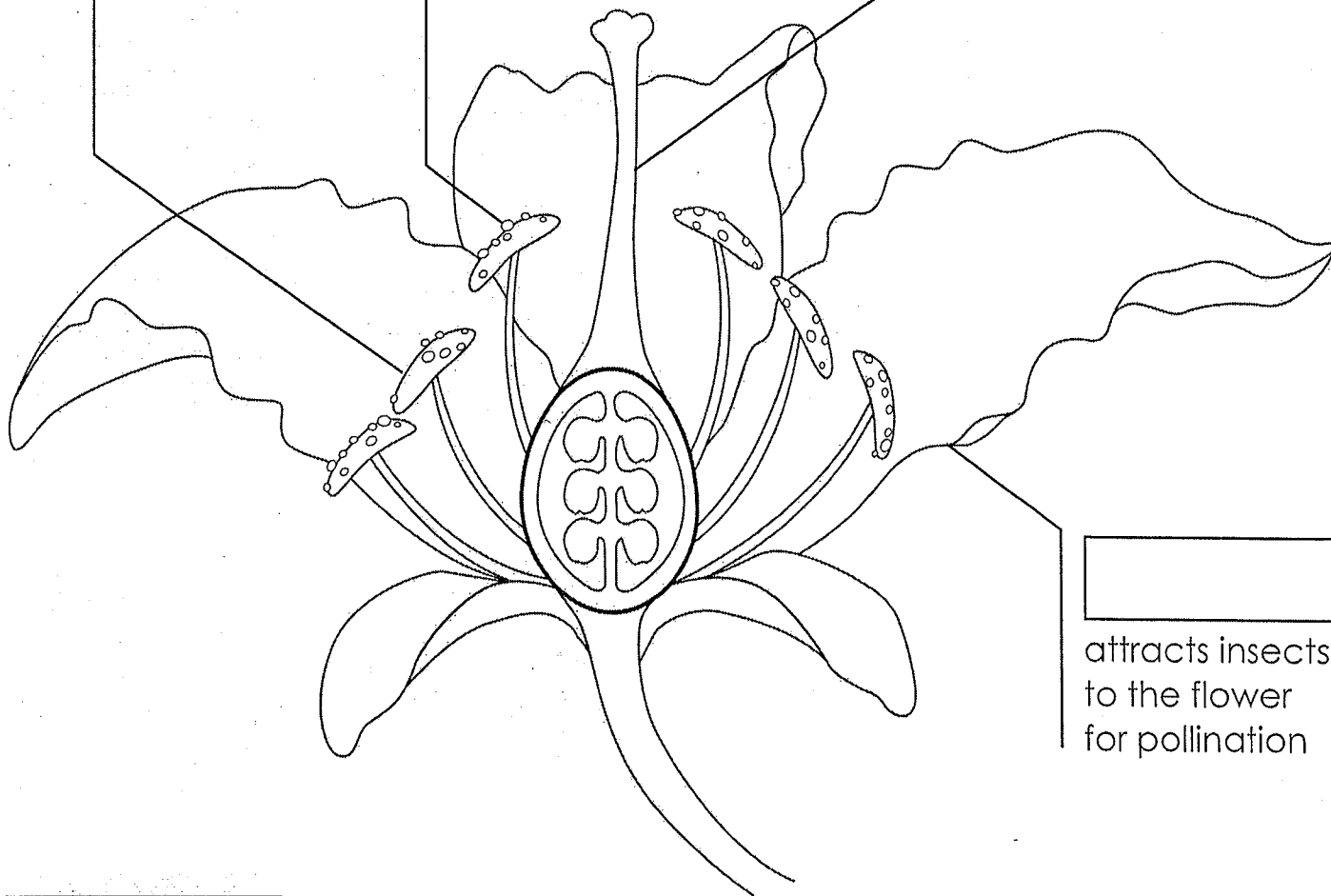
makes pollen



makes seeds when
combined with a
flower's eggs



makes eggs that
grow into seeds



attracts insects
to the flower
for pollination

Word bank


stamen

pollen

pistil

petal

Parts of a Plant



AH

Parts of a Plant

(Novice)

supports the flower

main support of a plant

holds the plant in place

produces seeds

makes food for the plant

Name: _____

Anatomy of a Flower

stamen
male part of a flower

filament
holds up the anther

anther
produces pollen grains

carpel (pistil)
female part of a flower

stigma
catches pollen

style
connects the stigma to the ovary

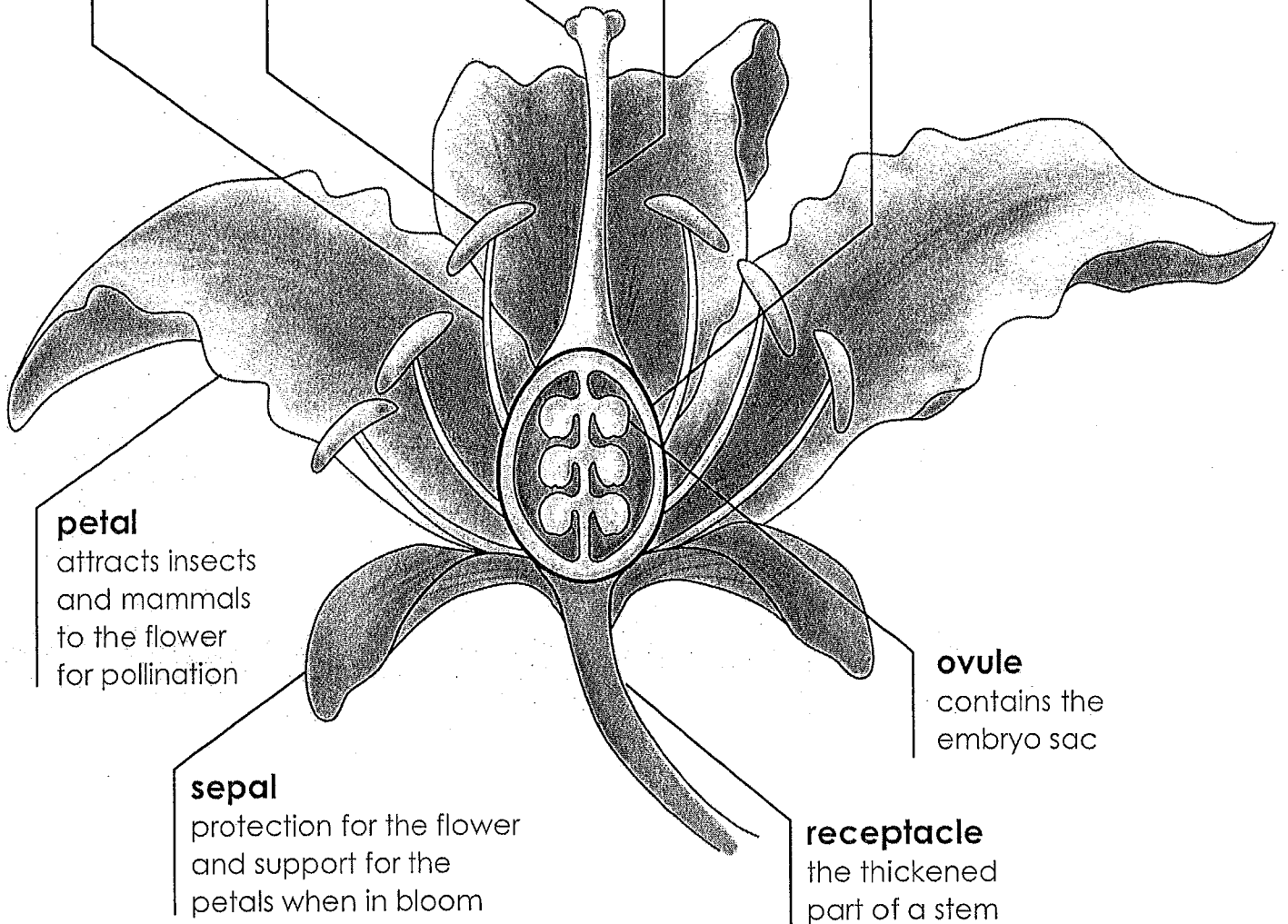
ovary
stores the ovule or ovules

petal
attracts insects and mammals to the flower for pollination

sepal
protection for the flower and support for the petals when in bloom

ovule
contains the embryo sac

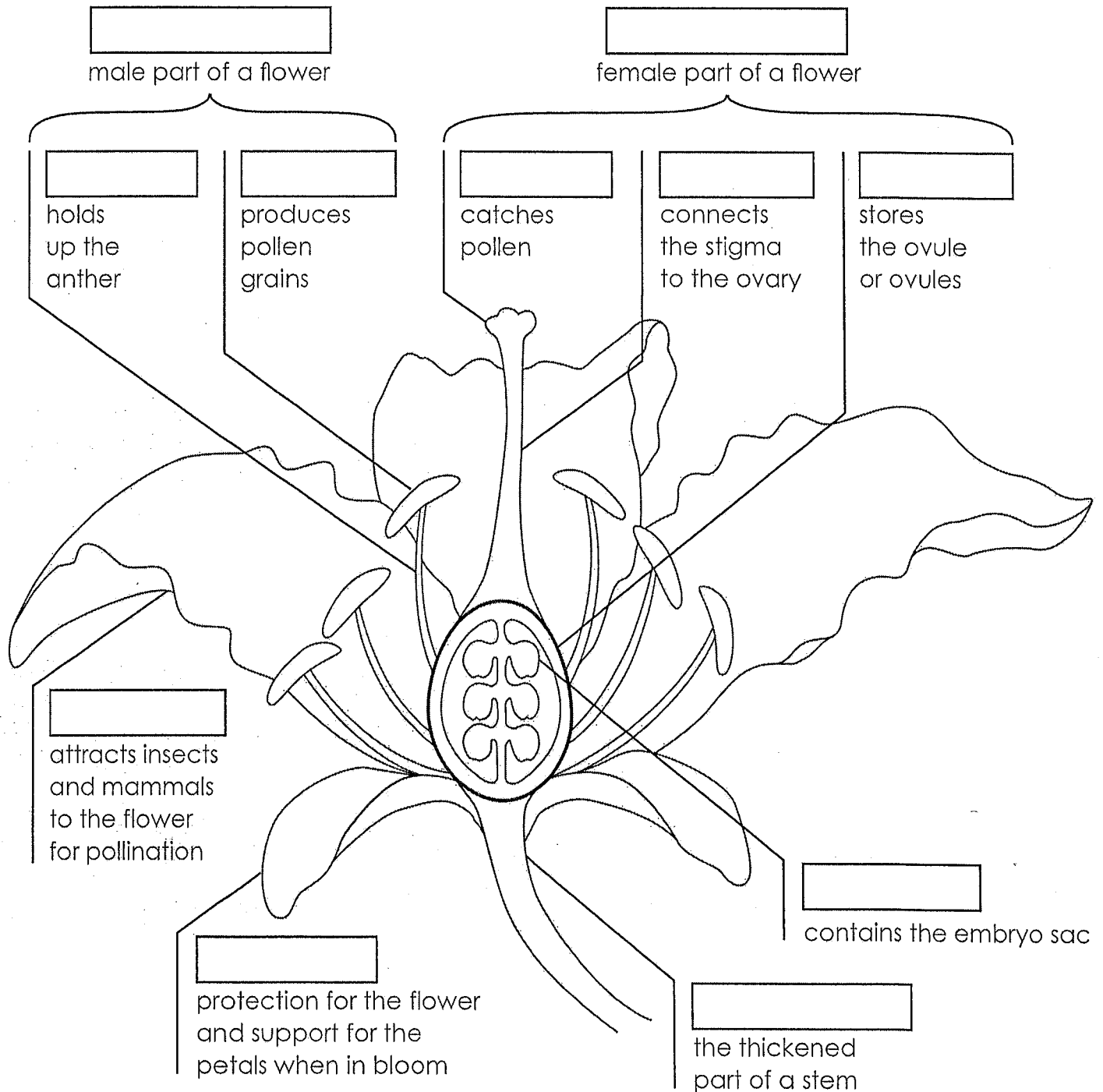
receptacle
the thickened part of a stem



Name: _____

Anatomy of a Flower

Identify each part of the flower and color.



Word bank

receptacle
style


sepal
anther

filament
carpel

stigma
ovary

petal
stamen

ovule



Super Teacher Worksheets - www.superteacherworksheets.com


Judicial Branch ②



Supreme Court Justices

The Judicial Branch is headed by the Supreme Court, which consists of 9 justices. Their duty is to interpret the laws to decide if they are constitutional.


Legislative Branch ①



Senator Congresswoman

The Senate and House of Representatives make up the Legislative Branch. One of their many duties is to write, edit, pass, and repeal laws.

Executive Branch ③




Vice President President

The President leads the Executive Branch with the Vice President and Cabinet assisting. It is the President's duty to make sure the laws are being enforced.





Name: _____

Branches of Government



Cut out the boxes at the bottom. Glue each below the correct branch of government.





Legislative



Executive



Judicial



The President	Supreme Court	Senate
House of Representatives	Cabinet	Justices
Vice President	Congress	

name _____

date _____

Branches of the Government Word Search

S	Z	E	Q	S	K	N	L	T	P	P	T	V	N	E
E	U	V	V	V	E	A	Y	K	Y	O	N	L	D	Z
M	O	P	E	I	I	N	R	F	W	T	E	E	X	P
I	Z	U	R	C	T	O	A	H	P	U	D	G	S	H
O	P	E	I	E	L	U	I	T	S	S	I	I	C	X
S	X	D	D	A	M	T	C	Z	E	Z	S	S	V	M
W	U	Y	W	G	E	E	J	E	Z	K	E	L	T	P
J	J	S	J	H	A	Q	C	Y	X	Z	R	A	L	A
H	P	R	O	L	L	I	B	O	E	E	P	T	M	E
V	J	U	E	R	S	S	C	A	U	O	I	I	Y	Q
G	S	C	O	N	G	R	E	S	S	R	T	V	O	U
E	T	N	E	M	N	R	E	V	O	G	T	E	R	Q
I	E	U	K	R	I	T	N	O	F	Y	V	H	V	F
S	E	V	I	T	A	T	N	E	S	E	R	P	E	R
U	T	V	G	V	I	N	K	D	P	I	F	B	W	N

BILL	JUDICIAL	LAWS	LEGISLATIVE
CONGRESS	POTUS	PRESIDENT	SENATE
EXECUTIVE	SUPREME COURT	VETO	WHITE HOUSE
GOVERNMENT	REPRESENTATIVES		

A Student's Connection to the World

Star-Spangled Banner

Anniversary

In the War of 1812, America fought the British. Francis Scott Key was an American lawyer. He was sent to talk to the enemy.

Key had to ask the British to give back a prisoner. The prisoner's name was Dr. Beanes. This was a dangerous mission. The British had recently attacked Washington D.C. They had burned the White House

and Library of Congress.

An American ship took Key to the British fleet. The ship had a white flag on it. A white flag calls for a truce. A truce lets one side talk to the other side without fighting.

The British honored the white flag. They talked with Key. They agreed to release the doctor. Key's job was done. He wanted to leave, but the British stopped him.

They wanted to attack the city of Baltimore. They didn't want Key warning other Americans of their plans. It was a secret attack.

Key was forced to travel with the British. They went to Maryland. Key's ship

was placed behind the British fleet. Then the British concentrated on defeating Fort McHenry.

Fort McHenry helped keep the city of Baltimore safe. If the fort fell, the British could easily attack the city.

The British fired on the fort all day and into the night. Key watched the battle from his ship. He wrote:

"And the rocket's red glare, the bombs bursting in air, Gave proof through the night that our flag was still there."

The battle lasted 25 hours. Then the British stopped firing. It was still night. Key didn't know if the fort had been destroyed. It was too dark to see. Later, he wrote:

"Oh, say, does that star-spangled banner yet wave, O'er the land of the free, and the home of the brave?"

Key had to wait for morning. Then he saw an American flag flying above

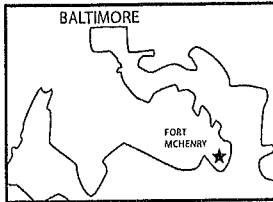


Francis Scott Key

the fort. Key was overjoyed. The British had not won. He wrote a poem called the "Defense of Fort McHenry." He wrote it on September 13 and 14. Soon after, the British let Key leave with Dr. Beanes. He was a free man.

Key's poem was set to the tune of another song. The new song was named "The Star-Spangled Banner." In 1931, this song became the official national anthem for the United States.

The words of Key's poem turned 200 years old on September, 2014.



The author is S. Kay Selfert. The illustrator was Jes Selfert.

Copyrighted (c) 2014 S. Kay Selfert


L-3

SimpleLiterature.com | 5

Name _____ Date _____

The Star-Spangled Banner 5W/H Worksheet

Directions: Summarize the who, when, what, where, how, and why of this article.



Who is in this article?

Why did it happen?

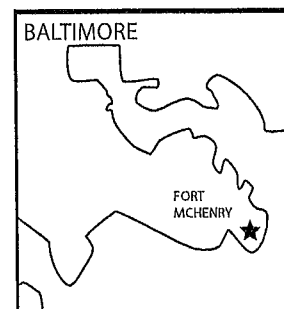
When did the events in the article take place?

What happened?

Where did the events

in the article take place?

How did it happen?



These illustrations were by Jes Selfert.

Copyrighted (c) 2014 S. Kay Selfert

SimpleLiterature.com | 6