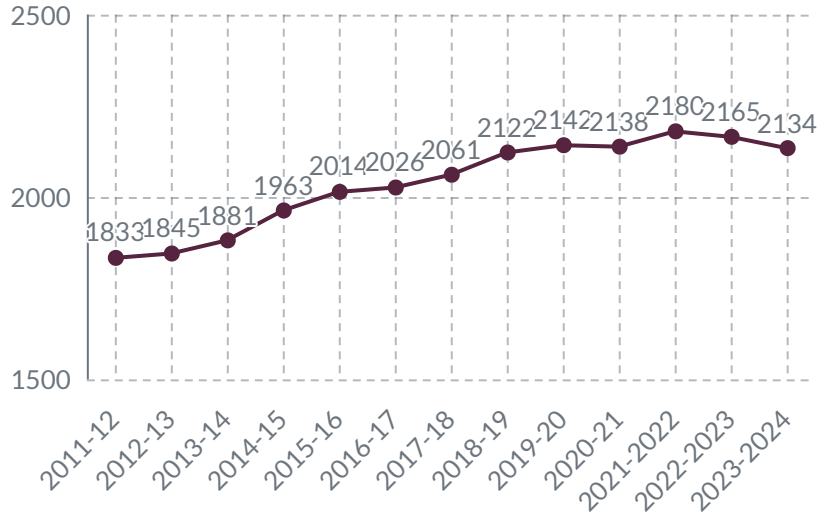


Student and Staff Demographics

District 145 student enrollment has increased by 15% or 338 students over the past 10 years.



Students by Grade Level

Kindergarten	139	Grade 6	176
Grade 1	138	Grade 7	184
Grade 2	142	Grade 8	154
Grade 3	143	Grade 9	188
Grade 4	159	Grade 10	176
Grade 5	156	Grade 11	157
		Grade 12	159

District 145 Staff

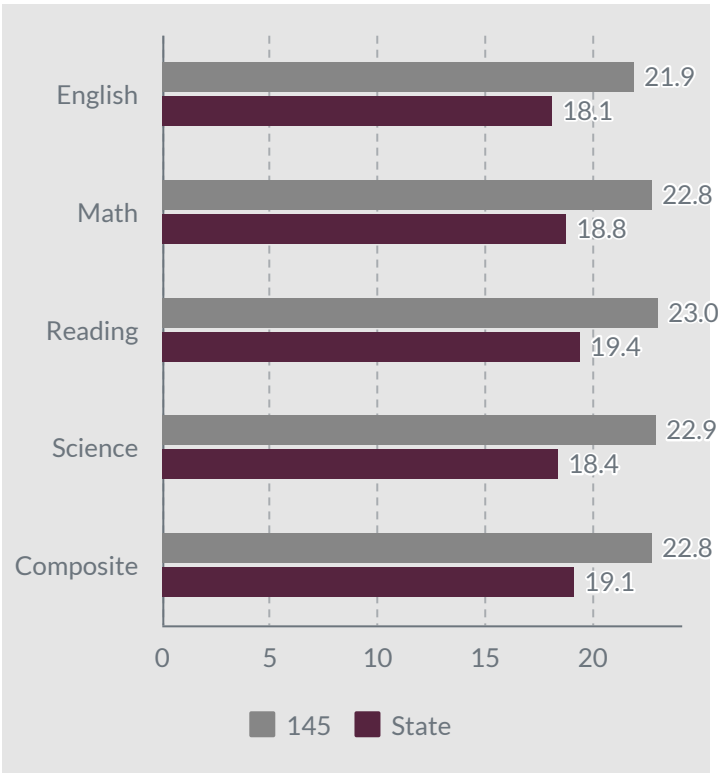
In the 2021-2022 school year, District 145 employed over 300 staff members, including 179 certified staff. The instructional staff in District 145 averages 15.79 years of teaching experience with 63% having a master's degree. The average total salary is \$59,675 with a standard teaching contract consisting of 186 days of service.

Certified Staff		Classified Staff	
Teachers	135	Para Professionals	53
Counselors	8	School Secretaries	10
Gifted and Talented	1	Food Service	21
Librarians	5	District System Admin Support	7
Admin	15	Other	15
Specialists	4		



Academic Achievement

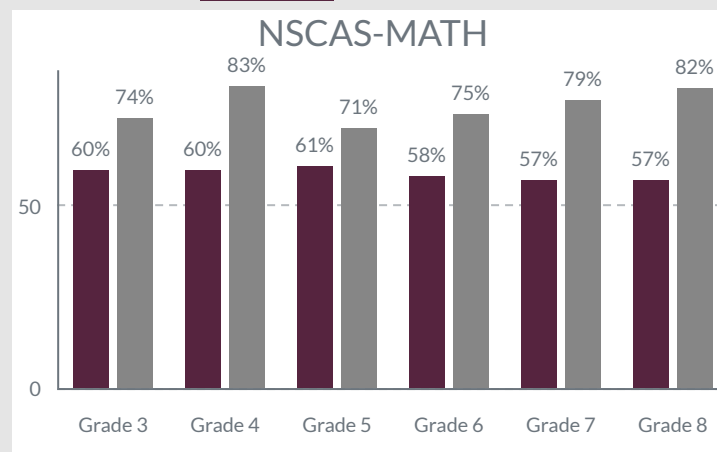
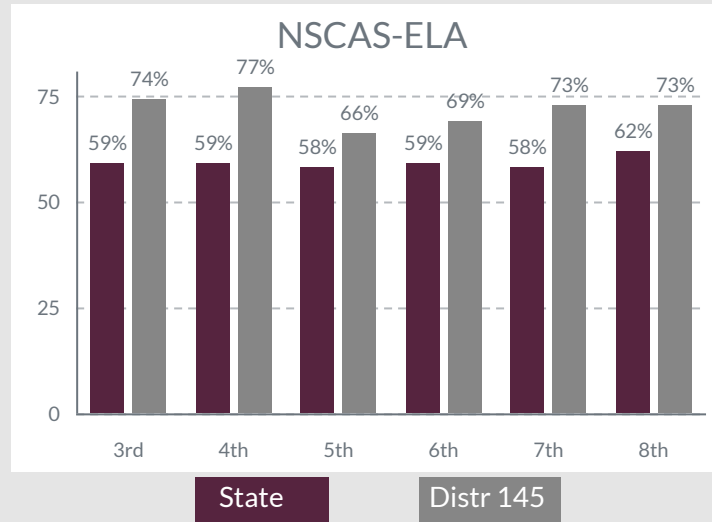
11th Grade ACT



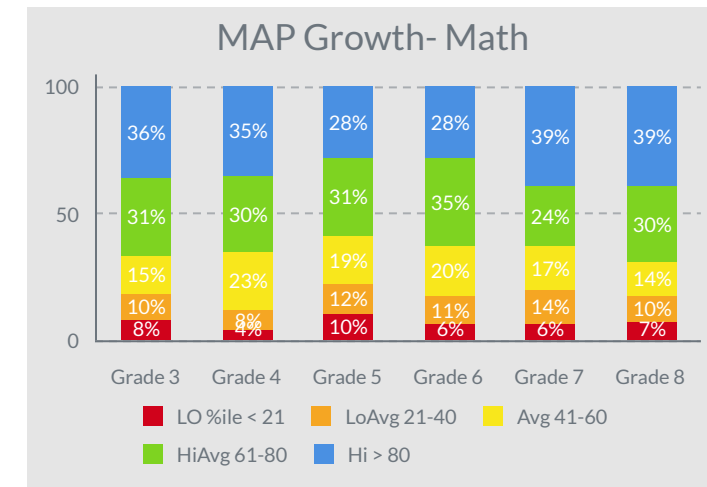
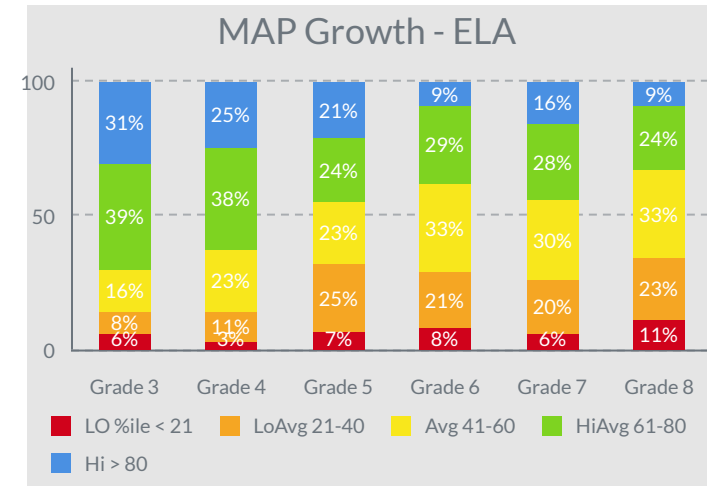
In order to meet state and federal testing requirements, students are required to take the ACT in the spring of their junior year. This requirement gives all students an opportunity to take the ACT at no cost to them and to then use the results earned for college entrance information.

State Testing: NSCAS

Annually, students in grades 3-8 take the Nebraska Student-Centered Assessment System (NSCAS) assessment in English Language Arts (ELA) and Math. The graph illustrates the percentage of 145 students meeting or exceeding state standards compared to state averages.



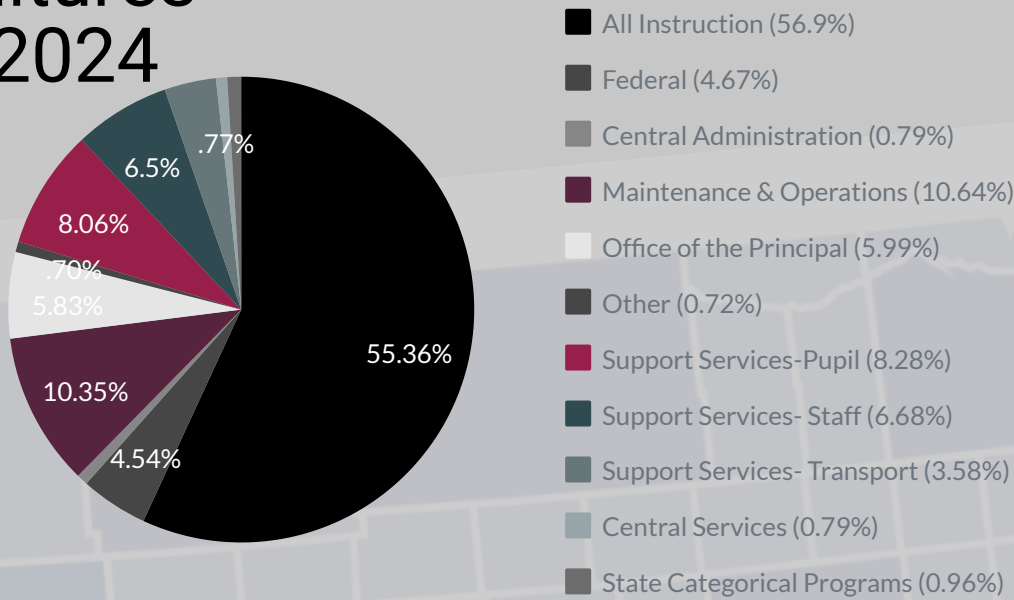
National Testing: MAP Growth



The Measures of Academic Progress (MAP) Growth test is a nationally normed achievement test that is administered to all District 145 students in grades K-9. Map Growth is an adaptive assessment administered 3 times a year, allowing teachers and administrators to better measure academic growth diromg the school year.

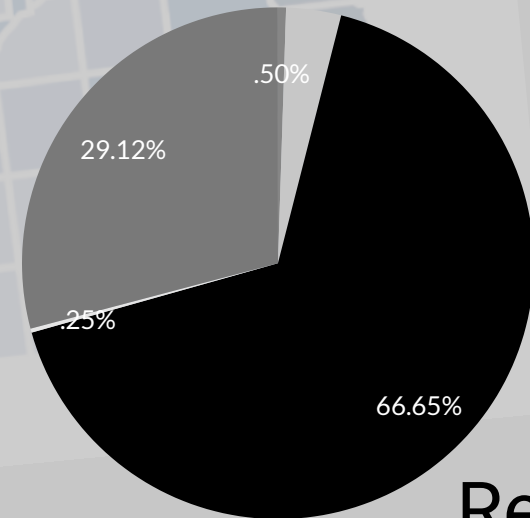
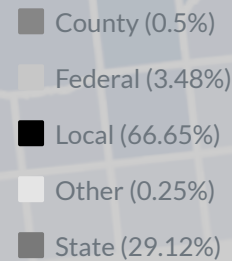
District Finance

Expenditures 2023-2024



Type of Expenditure	Expenditure
ALL INSTRUCTION	15,818,959
FEDERAL	1,298,268
GENERAL ADMINISTRATION	991,300
OFFICE OF THE PRINCIPAL	1,667,028
OTHER	200,000
SUPPORT SERVICES - students	2,304,016
SUPPORT SERVICES - instruction	1,857,499
SUPPORT Services - Transport	933,246
Central Services	220,149
Total	28,573,586

TYPE OF RECEIPT	RECEIPTS
COUNTY	\$154,054
FEDERAL	\$1,082,751
LOCAL	\$20,710,577
OTHER	\$20,710,577
STATE	\$77,771
Total	\$4,034,723
	\$26,855,980



Receipts 2023-2024