MORENCI CITY COUNCIL AGENDA

Monday, June 8th, 2026, @ 6:00 p.m. 118 Orchard Street, Morenci, MI 49256

Mayor: Tracy Schell **City Councilmembers:** **Jerome Bussell** **Kori Christle** **Kandice Speiser** **Tess Stiver** **Gail Cleghorn** **Diane Molitierno**

PLEDGE OF ALLEGIANCE

ROLL CALL

APPROVAL OR AMENDMENT TO AGENDA

PUBLIC COMMENT ON AGENDA ITEMS

CONSENT AGENDA & COMMUNICATIONS

1. **Minutes from the City Council Meeting on May 11th & 18th, 2026**
2. **Cash Summary by Fund as of 06/04/2026**
3. **Bills & Transfers in the amount of $260,494,05**
4. **Quarterly Revenue & Expenditures Report**
5. **Revenue & Expenditure Report 06/04/2026**
6. **Community & Economic Development Report**
7. **EMS Report & Meeting Minutes None**
8. **Fire Department Report & Meeting Minutes 06/02/2026**
9. **Police Department Report**
10. **DPW Report**
11. **Sexton Report**

MAYOR'S REPORT

CITY SUPERINTENDENT/CLERK'S REPORT

PUBLIC HEARING(s)

COMMITTEES:

FINANCE, LEGAL, ADM PERSONNEL & ECONOMIC DEVELOPMENT

Chair: Kandice Speiser, Members: Kori Christle, Tess Stiver

1. **Facade Grant**
2. **Fiscal Year End 2025/2026 Budget Amendments**

PUBLIC WORKS (PARKS, CEMETERY, LIBRARY, UTILITIES, STREETS & SIDEWALKS, BUILDINGS & GROUNDS)

Chair: Jerome Bussell, Members: Kandice Speiser, Gail Cleghorn

1. **Summer Rec Assistants**
2. **DP Communications Contract**
3. **Nelson Tank Contract**

PUBLIC SAFETY (FIRE, EMS & POLICE)

Chair: Diane Molitierno, Members: Tess Stiver, Kori Christle

1. **Fire Contracts**
2. **Fire Department Hire**
3. **Police Department Hire**
4. **Turnout Gear**
5. **Ambulance Financing**

2026 Goal Updates

1 Year Goals

Review of Marijuana Ordinance in its entirety – Kori (Jeff to schedule Council Committee of the Whole)
Vacant Building Ordinance – Kori

3 Year Goals

Sidewalk Repair/Replacement Plan – Kori
Columbarium – Diane

5 Year Goals

Walking Path – Kandi

- **Additional council business**

PUBLIC INPUT – QUESTIONS, COMMENTS AND CONCERNS

ADJOURNMENT

- Next – Regular Morenci City Council Meeting: July 13th, 2026 @ 6:00 p.m.

Please Note:

In order to comment during the public input portions of the meeting, you are required to come to the lectern and give your name and address. Neither the Morenci City Council or staff will respond to public comment or questions. All comments or questions will be addressed at a succeeding meeting of the Morenci City Council.

Verbal attacks or perceived attacks on Morenci City Council members, staff, or other individuals will not be tolerated during the public input section of the meeting.

"One Team, One Town, One Family"

Meeting Minutes of the Morenci City Council
Regular Meeting
Monday, May 11th, 2026

1. CALL MEETING TO ORDER

Mayor Tracy Schell called the meeting to order at 6:00 p.m.

MEMBERS PRESENT: Jerome Bussell, Diane Molitierno, Gail Cleghorn, Kori Christle, & Tess Stiver

MEMBERS ABSENT: Kandice Speiser

OTHERS PRESENT: Mayor Tracy Schell and Jeff Bell (Administrator/Clerk)

2. PLEDGE OF ALLEGIANCE

3. APPROVAL OF AGENDA

A motion was made by Councilor Christle, seconded by Councilor Molitierno to accept the approval of the agenda.

Roll Call: Councilors Molitierno – yes; Bussell – yes; Cleghorn – yes; Christle – yes; Stiver – yes; Mayor Schell – yes.

Approved 6-0 Motion carried.

4. PUBLIC COMMENT ON AGENDA ITEMS

None.

COUNTY COMMISSIONER DAVID AUNGST ATTENDED THIS MEETING

Commissioner Aungst gave updates from the county level. Several areas in the county are not covered by the tornado sirens, but Morenci doesn't have any of those areas.

Councilor Christle thanked him for attending the EMS advisory board meeting.

5. CONSENT AGENDA & COMMUNICATIONS

A motion was made by Councilor Molitierno, seconded by Councilor Christle that the consent agenda and communications be approved.

Roll Call: Councilors Molitierno – yes; Bussell – yes; Cleghorn – yes; Christle – yes; Stiver – yes; Mayor Schell - yes.

Approved 6-0 Motion carried.

6. PUBLIC HEARING(S)

A motion was made by Councilor Molitierno, seconded by Councilor Christle to open the public hearing for the fiscal year 2026/2027 Budget and Levying of the Millage.

Roll Call: Councilors Molitierno – yes; Bussell – yes; Cleghorn – yes; Christle – yes; Stiver – yes; Mayor Schell - yes.

Approved 6-0 Motion carried.

Public Comment: None

Councilor Bussell would like two sentences striked from the budget. Administrator Bell will make that adjustment.

A motion was made by Councilor Christle, seconded by Councilor Molitierno to close the public hearing for the fiscal year 2026/2027 Budget and Levying of the Millage.

Roll Call: Councilors Molitierno – yes; Bussell – yes; Cleghorn – yes; Christle – yes; Stiver – yes; Mayor Schell - yes.

Approved 6-0 Motion carried.

A motion was made by Councilor Chrislte, seconded by Councilor Molitierno to open the public hearing for the Special Assessment 2026 Tax Year.

Roll Call: Councilors Molitierno – yes; Bussell – yes; Cleghorn – yes; Christle – yes; Stiver – yes; Mayor Schell - yes.

Approved 6-0 Motion carried.

Public Comment: None

A motion was made by Councilor Molitierno, seconded by Councilor Stiver to close the public hearing for the Special Assessment 2026 Tax Year.

Roll Call: Councilors Molitierno – yes; Bussell – yes; Cleghorn – yes; Christle – yes; Stiver – yes; Mayor Schell - yes.

Approved 6-0 Motion carried.

A motion was made by Councilor Christle, seconded by Councilor Molitierno to open the public hearing for the Vacant Building Safety Ordinance.

Roll Call: Councilors Molitierno – yes; Bussell – yes; Cleghorn – yes; Christle – yes; Stiver – yes; Mayor Schell - yes.

Approved 6-0 Motion carried.

Public Comment: Kyle Shaffner ~ Bothwell Hwy, Morenci ~ Summary below:

He has read over everything and asked about the charter. Wondered if new members of the council have read the charter. With the marijuana facilities, the people got to vote on those changes. There are ordinances that the city can't enforce. The vacant ordinance impacts many businesses. This isn't enforceable and the city needs to help businesses get back to it. Businesses came to council and didn't get approval to do what they wanted to do. Downtown needs to have more stores. Would like to see this ordinance at least tabled. Charter already contains all the ordinances needed. If businesses put no trespassing signs up, the city can't access the property.

Councilors discussed the following:

Asked about the vacant building inspections and if we should be inspecting all businesses.

Clarification offered that some of the businesses were bought by the marijuana industry owners hoping they could come downtown, but when they were told they couldn't, they refused to sell.

Clarification that the goal of the ordinance is not just a council goal but also a DDA goal. Vacant buildings are a hazard to buildings next to them. There is no way to ensure they have proper electrical, etc. New Buildings are inspected by the building inspector. Some of the vacant buildings have been empty for years now. This was spearheaded by the Adrian fire that took many businesses out. The City Charter covers residential, so it does not need to be included in this ordinance. But must apply all rules to businesses and not just some.

Questions about the legality of making business owners acquire insurance, how does the city have the right to tell them what to do. Need to check with legal on this.

Cause and effect of ordinance need to be looked at and wording needs to be gone over with legal team. Maybe just liability insurance and not replacement insurance could be looked at.

A motion was made by Councilor Molitierno, seconded by Councilor Christle to close the public hearing for the Vacant Building Safety Ordinance.

Roll Call: Councilors Molitierno – yes; Bussell – yes; Cleghorn – yes; Christle – yes; Stiver – yes; Mayor Schell - yes.

Approved 6-0 Motion carried.

7. COMMITTEES

FINANCE, LEGAL, ADM PERSONNEL & ECONOMIC DEVELOPMENT

a. A motion was made by Councilor Christle, seconded by Councilor Stiver to be in receipt of the Letter of Resignation from Rebecca Gilson and wish her all the best going forward.

   Roll Call: Councilors Molitierno – yes; Bussell – yes; Cleghorn – yes; Christle – yes; Stiver – yes; Mayor Schell – yes.

   Approved 6-0 Motion carried.

PUBLIC WORKS

a. A motion was made by Councilor Bussell, seconded by Councilor Molitierno to approve the hiring of Laurie Schisler as the 2026 Summer Recreation Program Coordinator at a rate of $15.00 / hour.

   Roll Call: Councilors Molitierno – yes; Bussell – yes; Cleghorn – yes; Christle – yes; Stiver – yes; Mayor Schell – yes.

   Approved 6-0 Motion carried.

b. A motion was made by Councilor Bussell, seconded by Councilor Christle to approve the posting of the 2026 Summer Recreation Program Assistant positions.

   Roll Call: Councilors Molitierno – yes; Bussell – yes; Cleghorn – no; Christle – yes; Stiver – yes; Mayor Schell – yes.

   Approved 6-0 Motion carried.

c. A motion was made by Councilor Christle, seconded by Councilor Bussell to approve the hiring of Gavin Stambaugh for the Full-time Department of Public Works Laborer position with a start date of May 26th, 2026, at a rate of $24.00 / hours pending a successful drug screen and background check.

   Roll Call: Councilors Molitierno – yes; Bussell – yes; Cleghorn – no; Christle – yes; Stiver – yes; Mayor Schell – yes.

   Approved 6-0 Motion carried.

d. A motion was made by Councilor Christle, seconded by Councilor Bussell to approve the hiring of Talan Kruse as for Part-time Department of Public Works Laborer position with as start date of May 18, 2026, at as rate of $17.50/ hour, not to exceed 32 hours per week. He will report directly to City Administrator Jeff Bell.

   Roll Call: Councilors Molitierno – yes; Bussell – yes; Cleghorn – yes; Christle – yes; Stiver – yes; Mayor Schell – yes.

   Approved 6-0 Motion carried.

PUBLIC SAFETY

a. A motion was made by Councilor Molitierno, seconded by Councilor Christle to approve the hiring of Anthony Willnow as a part-time firefighter for the Morenci Fire Department, contingent upon a successful background check and drug screen.

   Roll Call: Councilors Molitierno – yes; Bussell – yes; Cleghorn – yes; Christle – yes; Stiver – yes; Mayor Schell – yes.

   Approved 6-0 Motion carried.

b. A motion was made by Councilor Molitierno, seconded by Councilor Stiver to approve the sale of the 1997 McCoy Miller Vehicle to Jay and Kerry Nieman in the amount of $4,000.00 and authorize the City Administrators signature on all associated paperwork.

   Roll Call: Councilors Molitierno – yes; Bussell – yes; Cleghorn – no; Christle – yes; Stiver – yes; Mayor Schell – yes.

   Approved 5-1 Motion carried.

c. A motion was made by Councilor Molitierno, seconded by Councilor Bussell to approve the 10% increase in the ALS Assessment for the 2026/27 Fiscal Year.

   Roll Call: Councilors Molitierno – yes; Bussell – yes; Cleghorn – no; Christle – yes; Stiver – yes; Mayor Schell – yes.

   Approved 6-0 Motion carried.

d. A motion was made by Councilor Molitierno, seconded by Councilor Bussell to approve the Resolution and Authorize the Mayor and City Administrator/Clerks signature on the Resolution to increase the ALS Assessment by 10% for the Fiscal Year 2026/27.

Roll Call: Councilors Molitierno – yes; Bussell – yes; Cleghorn – no; Christle – yes; Stiver – yes; Mayor Schell – yes.

Approved 6-0 Motion carried.

e. A motion was made by Councilor Molitierno, seconded by Councilor Bussell to approve the Emergency Medical Services Agreement between the City of Morenci, Township of Medina & Township of Seneca, and authorize the City Administrators Signature on the agreement.

Roll Call: Councilors Molitierno – yes; Bussell – yes; Cleghorn – yes; Christle – yes; Stiver – yes; Mayor Schell – yes.

Approved 6-0 Motion carried.

f. A motion was made by Councilor Molitierno, seconded by Councilor Bussell to approve the Act 99 Laon through WesBanco for a 5-year term and Authorize the City Administrators signature on the loan.

Motion amended for City Administrator Bell to seek out a 5 year note to get lower interest rate.

Roll Call: Councilors Molitierno – yes; Bussell – yes; Cleghorn – yes; Christle – yes; Stiver – yes; Mayor Schell – yes.

Approved 6-0 Motion carried.

8. ADDITIONAL COUNCIL BUSINESS.

Council discussed the tree removal, is it still going on. Yes, it is still going on but needing to work around the weather.

Councilors shared that they like the trees downtown and hope that they don't have any issues from before.

2026 Goal Updates were discussed for 1-year, 3-year, and 5-year goals

Finance and Legal to review wording on Vacant Building Ordinance.

Administrator Bell updated that BS&A and Ashley Ables are working to get reports, etc. set up for the delinquent utilities.

9. PUBLIC INPUT – QUESTIONS, COMMENTS, & CONCERNS

None

10. ADJOURNMENT

a. Motion made by Councilor Christle seconded by Councilor Bussell to adjourn the meeting.

All Ayes. Motion Carried. Meeting adjourned at 7:17 p.m.

Tracy Schell, Mayor

Jeff Bell, City Superintendent/Clerk

"One Team, One Town, One Family"

Meeting Minutes of the Morenci City Council
Special Meeting
Monday, May 18th, 2026

1. CALL MEETING TO ORDER

Mayor Tracy Schell called the meeting to order at 6:00 p.m.
MEMBERS PRESENT: Diane Molitierno, Gail Cleghorn, Kandice Speiser, & Tess Stiver
MEMBERS ABSENT: Jerome Bussell, Kori Christle (Arrived @ 6:02)
OTHERS PRESENT: Mayor Tracy Schell and Jeff Bell (Administrator/Clerk)

2. PLEDGE OF ALLEGIANCE

3. APPROVAL OF AGENDA

A motion was made by Councilor Molitierno, seconded by Councilor Speiser to accept the approval of the agenda.
Roll Call: Councilors Molitierno – yes; Speiser – yes; Christle – yes; Stiver – yes; Mayor Schell – yes.
Approved 6-0 Motion carried.

4. PUBLIC COMMENT ON AGENDA ITEMS

None.

5. COMMITTEES

FINANCE, LEGAL, ADM PERSONNEL & ECONOMIC DEVELOPMENT

a. A motion was made by Councilor Speiser, seconded by Councilor Christle to Approve the Fiscal Year 2026-2027 City of Morenci Fee Schedule and Authorize the Mayor and City Administrator signatures on the Resolution.

   Roll Call: Councilors Christle – yes; Molitierno – yes; Mayor Schell – yes; Cleghorn – yes; Stiver – yes; Speiser – yes.

   Approved 6-0 Motion carried.

b. A motion was made by Councilor Speiser, seconded by Councilor Molitierno to Approve the Fiscal Year 2026-2027 City of Morenci Budget as presented and Authorize the Mayor and City Administrator signatures on the Resolution.

   Roll Call: Councilors Molitierno – yes; Mayor Schell – yes; Stiver– yes; Cleghorn – no; Christle – yes; Speiser – yes.

   Approved 5-1 Motion carried.

PUBLIC WORKS

a. A motion was made by Councilor Cleghorn, seconded by Councilor Christle to approve the 2026 Summer Tax Special Assessments and Authorize the Mayor and City Administrator signatures on the Resolution.

   Roll Call: Councilors Christle – yes; Mayor Schell – yes; Cleghorn – yes; Speiser – yes; Molitierno – yes; Stiver – yes.

Approved 6-0 Motion carried.

PUBLIC SAFETY

a. No Items

8. ADDITIONAL COUNCIL BUSINESS.

Council discussed the 2026 Tree Project, Stephenson Park Lime, Lights and Clock downtown, 4-Way Stop Sign.

9. PUBLIC INPUT – QUESTIONS, COMMENTS, & CONCERNS

None

10. ADJOURNMENT

a. Motion made by Councilor Speiser, seconded by Councilor Molitierno, to adjourn the meeting. *All Ayes. Motion Carried. Meeting adjourned at 6:18 p.m.*

Tracy Schell, Mayor

Jeff Bell, City Superintendent/Clerk

CASH SUMMARY BY FUND FOR CITY OF MORENCI
FROM 05/11/2026 TO 06/04/2026
FUND: ALL FUNDS
CASH AND INVESTMENT ACCOUNTS

Fund	Description	Beginning Balance 05/11/2026	Total Debits	Total Credits	Ending Balance 06/04/2026
101	GENERAL	668,180.86	319,977.75	401,998.01	586,160.60
102	WALKING/BIKE TRAIL FUND	1,863.89	0.00	0.00	1,863.89
202	MAJOR STREETS	211,496.93	26,132.70	3,934.27	233,695.36
203	LOCAL STREETS	173,112.22	8,800.13	4,220.12	177,692.23
231	POLICE EQUIPMENT	26,327.53	0.00	0.00	26,327.53
245	REFUSE	13,725.96	16,147.96	16,744.95	13,128.97
248	DDA	131,678.03	750.00	2,547.22	129,880.81
402	CAPITAL PROJECTS/BRIDGES	0.00	0.00	0.00	0.00
404	CDBG JOB TRAINING GRANT	0.00	0.00	0.00	0.00
405	2018 CAPITAL IMP BOND CONSTRUCTION	(34,721.71)	0.00	0.00	(34,721.71)
406	2017 AMBULANCE PURCHASE ACT 99	1.00	0.00	0.00	1.00
444	CITATION FUND REVENUE	47.71	0.00	0.00	47.71
445	CDBG WATER-RELATED INFRASTRUCTURE GR	(151,864.55)	0.00	0.00	(151,864.55)
456	FIRE DEPT SINKING FUND	23,486.73	4,049.50	4,049.50	23,486.73
465	EMS	139,177.79	59,850.06	36,564.48	162,463.37
590	SEWER FUND	221,423.71	32,316.08	78,554.61	175,185.18
591	WATER FUND	451,450.77	42,601.97	64,853.56	429,199.18
592	WATER/SEWER	0.00	0.00	0.00	0.00
641	EQUIPMENT	44,571.48	11,347.18	42,296.62	13,622.04
696	TOWN & COUNTRY FESTIVAL	19,933.66	4,019.98	7,372.33	16,581.31
700	SKELTON REWARD	57,370.03	0.00	0.00	57,370.03
703	TAX COLLECTION	47,523.74	6,126.08	826.53	52,823.29
	TOTAL - ALL FUNDS	2,044,785.78	532,119.39	663,962.20	1,912,942.97

Check Date	Bank	Check	Vendor	Vendor Name	Amount	
Bank GENER GENERAL ACCOUNT						
05/12/2026	GENER	101(E)	00754	WESBANCO CARDMEMBER SERVICES	5,708.02	
05/12/2026	GENER	102(E)	00754	VOID	0.00	V
05/12/2026	GENER	103(E)	08319	UMB BANK	350.00	
05/14/2026	GENER	46562	00010	CONSUMERS ENERGY	7,667.50	
05/14/2026	GENER	46563	00034	LIGHTNING QUICK GAS N GO	39.14	
05/14/2026	GENER	46564	00153	PASCHAL VAULT	2,000.00	
05/14/2026	GENER	46565	00335	CIVICPLUS LLC	923.78	
05/14/2026	GENER	46566	00724	CHRIS MERILLAT	150.00	
05/14/2026	GENER	46567	00807	R & R FIRE TRUCK REPAIR INC	405.17	
05/14/2026	GENER	46568	01082	EMERGENCY VEHICLES PLUS	73.96	
05/14/2026	GENER	46569	01550	VERIZON WIRELESS	824.53	
05/14/2026	GENER	46570	08009	BARRY GARROW	150.00	
05/14/2026	GENER	46571	08023	SANDY WHEELER	150.00	
05/14/2026	GENER	46572	08230	QUADIENT FINANCE USA	500.00	
05/14/2026	GENER	46573	08259	DYNAMIC INDUSTRIAL SUPPLY	12.09	
05/14/2026	GENER	46574	08268	ADRIAN MECHANICAL SERVICES	117.36	
05/14/2026	GENER	46575	08281	P&R COMMUNICATIONS	270.00	
05/14/2026	GENER	46576	08302	LOGAN EDMONSON	22.07	
05/14/2026	GENER	46577	08311	HACKETT INSPECTIONS LLC	750.00	
05/14/2026	GENER	46578	08316	SMALL TOWN SATURDAY NIGHT FIREWORKS	2,500.00	
05/14/2026	GENER	46579	08323	CHARTER COMMUNICATIONS FIBER OPTICS	1,211.73	
05/14/2026	GENER	46580	08340	THE LENAWEE VOICE	240.00	
05/14/2026	GENER	46581	08349	QUADIENT INC	764.88	
05/14/2026	GENER	46582	MISC	NORTHWOOD DOOR	5,779.00	
05/14/2026	GENER	46583	MISC	CD'S PARTY RENTAL	698.50	
05/14/2026	GENER	46584	MISC	BILL WHALEN	1,500.00	
05/14/2026	GENER	46585	MISC	JOEY GEROMETTE	1,000.00	
05/14/2026	GENER	46586	MISC	LUKE GREGG	300.00	
05/14/2026	GENER	46587	MISC	KAREN DECK	800.00	
05/20/2026	GENER	46588	00160	R & W GARDEN CENTER	245.96	
05/20/2026	GENER	46589	00393	CITY OF MORENCI	250.00	
05/20/2026	GENER	46590	00436	NUTRIEN AG SOLUTIONS	464.95	
05/20/2026	GENER	46591	00791	TRI-COUNTY FUELS INC	2,666.88	
05/20/2026	GENER	46592	01006	STAIR DISTRICT LIBRARY	2,022.00	
05/20/2026	GENER	46593	01067	MCGOWAN ELECTRIC SUPPLY INC	214.96	
05/20/2026	GENER	46594	01341	BLACK SWAMP EQUIPMENT, LLC	603.00	
05/20/2026	GENER	46595	01460	APEX SOFTWARE	286.00	
05/20/2026	GENER	46596	01512	ERIC EMMONS	64.98	
05/20/2026	GENER	46597	02261	PENNCARE	233.66	
05/20/2026	GENER	46598	08024	KATHY SCHIERMYER	20.00	
05/20/2026	GENER	46599	08041	ART ERBSKORN	20.00	
05/20/2026	GENER	46600	08075	JEROME BUSSELL	67.85	
05/20/2026	GENER	46601	08124	TRACY LYNN SCHELL	20.00	
05/20/2026	GENER	46602	08135	RON APGER	20.00	
05/20/2026	GENER	46603	08171	SEAN SEGER	20.00	
05/20/2026	GENER	46604	08173	CHIPPER CONNIN	20.00	
05/20/2026	GENER	46605	08262	HEATHER SARNAC	124.27	
05/20/2026	GENER	46606	08285	PEERLESS SUPPLY INC	300.00	
05/20/2026	GENER	46607	08297	LISA DURUSSEL LANDSCAPE	15,293.63	
05/20/2026	GENER	46608	08315	STERICYCLE INC.	418.88	
05/20/2026	GENER	46609	08361	BAILEY BRANDLY	522.00	
05/20/2026	GENER	46610	MISC	DYNAMIC MUSIC	2,067.95	
05/28/2026	GENER	104(E)	08319	UMB BANK	113,900.00	
05/28/2026	GENER	46611	00783	T & R TOTAL LAWN CARE LLC	1,500.00	
05/28/2026	GENER	46612	01475	STATE OF MICHIGAN	234.18	
05/28/2026	GENER	46613	01501	CHAD CORBIN	57.22	
05/28/2026	GENER	46614	08115	JEFF BELL	66.70	
05/28/2026	GENER	46615	08142	CHRISTOPHER R. RENIUS	1,625.00	
05/28/2026	GENER	46616	08245	METAL METHODS MANUFACTURING	9,300.00	
05/28/2026	GENER	46617	08262	HEATHER SARNAC	28.57	
05/28/2026	GENER	46618	08304	LEXIPOL LLC	4,023.43	
05/28/2026	GENER	46619	08310	CHARTER COMMUNICATIONS	115.30	
05/28/2026	GENER	46620	08328	GARRETT WOODBURY	8.47	
05/28/2026	GENER	46621	08349	QUADIENT INC	175.75	
05/28/2026	GENER	46622	08361	BAILEY BRANDLY	174.00	
05/28/2026	GENER	46623	MISC	BEST DOORS OF LENAWEE	135.00	
05/28/2026	GENER	46624	MISC	JK OF MICHIGAN	19,973.35	
05/29/2026	GENER	105(E)	00754	WESBANCO CARDMEMBER SERVICES	4,658.40	
05/29/2026	GENER	106(E)	00754	VOID	0.00	V
06/04/2026	GENER	46625	00035	MICHIGAN GAS UTILITIES	1,077.07	
06/04/2026	GENER	46626	00160	R & W NURSERY	26.46	
06/04/2026	GENER	46627	00282	SIMI AIR SIGNS & VINYL GRAPHICS	207.50	
06/04/2026	GENER	46628	00393	CITY OF MORENCI	101.50	
06/04/2026	GENER	46629	00791	TRI-COUNTY FUELS INC	1,736.61	
06/04/2026	GENER	46630	00952	D & P COMMUNICATIONS	388.75	
06/04/2026	GENER	46631	00974	RYAN GROTH	500.00	
06/04/2026	GENER	46632	01067	MCGOWAN ELECTRIC SUPPLY INC	492.00	
06/04/2026	GENER	46633	01341	BLACK SWAMP EQUIPMENT, LLC	421.50	

Check Date	Bank	Check	Vendor	Vendor Name	Amount
06/04/2026	GENER	46634	01391	LRS LLC	16,293.87
06/04/2026	GENER	46635	01550	VERIZON WIRELESS	566.85
06/04/2026	GENER	46636	01897	POLICE OFFICERS ASSOCIATION OF MI	596.76
06/04/2026	GENER	46637	01956	WAUSEON ACE HARDWARE	1,332.51
06/04/2026	GENER	46638	08118	ROBB SWEET	148.50
06/04/2026	GENER	46639	08191	MICHIGAN RURAL WATER ASSOCIATION	875.00
06/04/2026	GENER	46640	08260	CORE AND MAIN LP	431.98
06/04/2026	GENER	46641	08262	HEATHER SARNAC	82.33
06/04/2026	GENER	46642	08282	ACCELERA IT SOLUTIONS	3,351.60
06/04/2026	GENER	46643	08285	PEERLESS SUPPLY INC	420.49
06/04/2026	GENER	46644	08311	HACKETT INSPECTIONS LLC	1,510.00
06/04/2026	GENER	46645	08312	QUADIENT LEASING USA INC	2,578.59
06/04/2026	GENER	46646	08321	MILLER TEXTILE SERVICES	705.94
06/04/2026	GENER	46647	08348	THE RESPONSE GROWTH COLLECTIVE	1,200.00
06/04/2026	GENER	46648	MISC	AMEILIA AIRHARTS ENTERTAINMENT	1,500.00
06/04/2026	GENER	46649	MISC	WASHTENAW COMMUNITY COLLEGE	5,951.25
06/04/2026	GENER	46650	MISC	SUB-AQUATICS INC	320.39

GENER TOTALS:

Total of 95 Checks:	259,667.52
Less 2 Void Checks:	0.00
Total of 93 Disbursements:	259,667.52

Bank TAXAC TAX ACCOUNT

05/14/2026	TAXAC	25047	00265	LENAWEE COUNTY TREASURER	253.02
05/14/2026	TAXAC	25048	00265	LENAWEE COUNTY TREASURER	19.02
05/14/2026	TAXAC	25049	00390	MORENCI AREA SCHOOLS	279.20
05/14/2026	TAXAC	25050	00800	LENAWEE INTR SCHOOL DIST	145.63
05/14/2026	TAXAC	25051	00800	LENAWEE INTR SCHOOL DIST	89.90
05/14/2026	TAXAC	25052	01006	STAIR DISTRICT LIBRARY	24.68
05/14/2026	TAXAC	25053	08239	STATE OF MICHIGAN	15.08

TAXAC TOTALS:

Total of 7 Checks:	826.53
Less 0 Void Checks:	0.00
Total of 7 Disbursements:	826.53

REPORT TOTALS:

Total of 102 Checks:	260,494.05
Less 2 Void Checks:	0.00
Total of 100 Disbursements:	260,494.05

REVENUE AND EXPENDITURE REPORT FOR CITY OF MORENCI

PERIOD ENDING 06/30/2026

GL NUMBER	DESCRIPTION	2025-26 AMENDED BUDGET	YTD BALANCE 06/30/2026 NORMAL (ABNORMAL)	ACTIVITY FOR MONTH 06/30/2026 INCREASE (DECREASE)	AVAILABLE BALANCE NORMAL (ABNORMAL)	% BDGT USED
Fund 101 - GENERAL						
Revenues						
Dept 000						
101-000-40000.000	FUNDS FWD/WALKING PATH CD	0.00	0.00	0.00	0.00	0.00
101-000-40150.000	FUNDS FWD SAVINGS	0.00	0.00	0.00	0.00	0.00
101-000-40300.000	REAL/PERSONAL PROP TAXES	737,479.21	609,934.95	0.00	127,544.26	82.71
101-000-40400.000	LOCAL COMM STAB AUTH PA86	34,000.00	26,593.55	0.00	7,406.45	78.22
101-000-41700.000	DELQ PERSONAL PROPERTY	0.00	0.00	0.00	0.00	0.00
101-000-41800.000	DELQ PILOT TAXES	0.00	0.00	0.00	0.00	0.00
101-000-44100.000	ADMIN FEES	27,134.06	13,455.71	0.00	13,678.35	49.59
101-000-44500.000	PEN & INT ON TAXES	16,000.00	6,479.87	0.00	9,520.13	40.50
101-000-50100.000	ELECTRICAL PERMIT FEES	4,000.00	4,915.00	0.00	(915.00)	122.88
101-000-50110.000	ZONING PERMIT FEES	800.00	1,005.00	0.00	(205.00)	125.63
101-000-50200.000	BUILDING $50 ADMIN. FEE	0.00	0.00	0.00	0.00	0.00
101-000-50300.000	BUILDING PERMIT FEE	7,000.00	12,332.00	330.00	(5,332.00)	176.17
101-000-50450.000	BUILDING VIOLATION/CIVIL FEES	0.00	0.00	0.00	0.00	0.00
101-000-50500.000	RENTAL REGISTRATION	0.00	0.00	0.00	0.00	0.00
101-000-50600.000	RENTAL INSPECTION	0.00	0.00	0.00	0.00	0.00
101-000-50700.000	RENTAL INSPECTION 20%	0.00	0.00	0.00	0.00	0.00
101-000-52800.000	OTHER FEDERAL GRANTS	0.00	0.00	0.00	0.00	0.00
101-000-56600.000	STATE-SHARED REVENUE	342,784.00	269,373.00	0.00	73,411.00	78.58
101-000-56700.000	ANNUAL STATE MI MAIN FEE	9,500.00	43,916.52	26,239.62	(34,416.52)	462.28
101-000-56900.000	OTHER STATE GRANTS	803.83	983.97	0.00	(180.14)	122.41
101-000-57000.000	LIQUOR LICENSE	1,524.05	1,524.05	0.00	0.00	100.00
101-000-57100.000	DOG LICENSE	500.00	471.00	0.00	29.00	94.20
101-000-57800.000	GRANT REVENUE FROM MSHDA	0.00	0.00	0.00	0.00	0.00
101-000-57900.000	STATE GRANT REVENUE	25,000.00	0.00	0.00	25,000.00	0.00
101-000-62600.000	FIRE:TOWNSHIP CONTRACTS	153,660.80	153,660.80	0.00	0.00	100.00
101-000-62801.000	GRAVE OPENING	9,000.00	12,820.00	0.00	(3,820.00)	142.44
101-000-62802.000	DONATIONS TO CEMETERY	0.00	10,434.56	0.00	(10,434.56)	100.00
101-000-62900.000	MARKER FOUNDATIONS	5,000.00	7,580.80	0.00	(2,580.80)	151.62
101-000-63000.000	RUBBISH TAGS	0.00	0.00	0.00	0.00	0.00
101-000-63100.000	CEMETERY LOT SALES	20,000.00	17,750.00	0.00	2,250.00	88.75
101-000-63200.000	MOWING FEES	2,088.40	2,088.40	0.00	0.00	100.00
101-000-65000.000	POLICE OUIL REVENUE	0.00	0.00	0.00	0.00	0.00
101-000-65010.000	STATE TRAINING FUNDS/POLICE	0.00	4,208.70	0.00	(4,208.70)	100.00
101-000-65020.000	POLICE DEPT INCOME	0.00	20.00	0.00	(20.00)	100.00
101-000-65030.000	POLICE DEPT BYRNE GRANT	0.00	0.00	0.00	0.00	0.00
101-000-65040.000	FIRE DEPT MISC INCOME	0.00	0.00	0.00	0.00	0.00
101-000-66000.000	FINES AND FORFEITS	3,000.00	3,590.73	0.00	(590.73)	119.69
101-000-66100.000	CIVIL FINES	0.00	0.00	0.00	0.00	0.00
101-000-66500.000	INTEREST	0.00	25,052.64	0.00	(25,052.64)	100.00
101-000-67000.000	MISC REVENUES	6,000.00	3,966.10	4.87	2,033.90	66.10
101-000-67001.000	MISC REIMBURSED ACTIVITY	0.00	(2,397.50)	0.00	2,397.50	100.00
101-000-67003.000	EMS/OFFICE TRANSFER IN	0.00	0.00	0.00	0.00	0.00
101-000-67004.000	PARKING TICKETS & PBT TEST	300.00	10.00	0.00	290.00	3.33
101-000-67005.000	TRANSFER IN LEAF PICK UP	0.00	0.00	0.00	0.00	0.00
101-000-67006.000	TRANSFER IN BRUSH PICKUP REFUSE	36,389.73	36,389.73	0.00	0.00	100.00
101-000-67007.000	FIRE:REIM FROM EMS FOR EMT CLASS	0.00	0.00	0.00	0.00	0.00
101-000-67008.000	MEDICAL MARIHUANA FACILITIES LICENSES	25,000.00	25,000.00	0.00	0.00	100.00
101-000-67009.000	SALES TAX FROM MED MARIHUANA FACILITIES	290,000.00	271,070.30	0.00	18,929.70	93.47
101-000-67011.000	LEASE/RENTAL INCOME	12,500.00	12,999.61	282.47	(499.61)	104.00
101-000-67012.000	DONATIONS/CONTRIBUTIONS	0.00	0.00	0.00	0.00	0.00
101-000-67013.000	FRANCHISE FEES INCOME	5,500.00	5,633.77	477.93	(133.77)	102.43
101-000-67014.000	SALE OF PROPERTY	0.00	0.00	0.00	0.00	0.00
101-000-67015.000	ADULT USE FACILITIES LICENSES	75,000.00	100,000.00	0.00	(25,000.00)	133.33
101-000-67100.000	INTEREST INCOME	20,000.00	0.00	0.00	20,000.00	0.00
101-000-67200.000	PARK INCOME	750.00	720.00	0.00	30.00	96.00

GL NUMBER	DESCRIPTION	2025-26 AMENDED BUDGET	YTD BALANCE 06/30/2026 NORMAL (ABNORMAL)	ACTIVITY FOR MONTH 06/30/2026 INCREASE (DECREASE)	AVAILABLE BALANCE NORMAL (ABNORMAL)	% BDGT USED
Fund 101 - GENERAL						
Revenues						
101-000-67210.000	PARK DONATIONS/GRANTS	0.00	0.00	0.00	0.00	0.00
101-000-67211.000	SPARK GRANT REIMBURSEMENT FOR PARKS	202,602.00	202,602.00	0.00	0.00	100.00
101-000-67212.000	DNR DOWNTOWN TREE GRANT REVENUE	0.00	0.00	0.00	0.00	0.00
101-000-67213.000	DNR GRANT REVENUE FOR TREES	12,045.17	12,045.17	0.00	0.00	100.00
101-000-67220.000	SOFTBALL INCOME	0.00	0.00	0.00	0.00	0.00
101-000-67300.000	RECYCLING INCOME	0.00	0.00	0.00	0.00	0.00
101-000-67400.000	TREE GRANTS/DONATIONS	0.00	0.00	0.00	0.00	0.00
101-000-67600.000	TRANSFER IN (MAJOR STREET)	0.00	0.00	0.00	0.00	0.00
101-000-67610.000	TRANSFER IN (FIRE)	0.00	0.00	0.00	0.00	0.00
101-000-67620.000	TRANSFER IN (LIBRARY)	0.00	0.00	0.00	0.00	0.00
101-000-67630.000	TRANSFER IN WATER/SEWER ASSET MGMT PLAN	0.00	0.00	0.00	0.00	0.00
101-000-67640.000	TRANSFER IN MAJOR ST ASSET MGMT PLAN	0.00	0.00	0.00	0.00	0.00
101-000-67650.000	TRANSFER IN LOCAL ST ASSET MGMT PLAN	0.00	0.00	0.00	0.00	0.00
101-000-67680.000	TRANSFER IN DDA	0.00	0.00	0.00	0.00	0.00
101-000-67690.000	TRANSFER IN (LOCAL)	0.00	0.00	0.00	0.00	0.00
101-000-67691.000	REIMBURSE FROM SEWER FOR LINE REPAIR	0.00	0.00	0.00	0.00	0.00
101-000-67692.000	TRANSFER FROM FIRE SINKING FOR CASCADE	0.00	0.00	0.00	0.00	0.00
101-000-67693.000	TRANSFER IN (BRIDGE)	0.00	0.00	0.00	0.00	0.00
101-000-69000.000	POLICE CAR LOAN	0.00	0.00	0.00	0.00	0.00
101-000-69300.000	SALE OF CAPITAL ASSESTS	0.00	0.00	0.00	0.00	0.00
101-000-69600.000	BOND ISSUANCE PROCEEDS	0.00	0.00	0.00	0.00	0.00
Total Dept 000		2,085,361.25	1,896,230.43	27,334.89	189,130.82	90.93
TOTAL REVENUES		2,085,361.25	1,896,230.43	27,334.89	189,130.82	90.93
Expenditures						
Dept 101 - CITY COUNCIL						
101-101-70200.000	SALARIES & WAGES	1,920.00	1,760.00	0.00	160.00	91.67
101-101-70204.000	EMS/FIRE/LIBRARY MEETINGS	0.00	0.00	0.00	0.00	0.00
101-101-71500.000	SOCIAL SECURITY	146.88	134.64	0.00	12.24	91.67
101-101-71700.000	UNEMPLOYMENT INS	0.00	0.00	0.00	0.00	0.00
101-101-72700.000	OFFICE SUPPLIES	500.00	12.93	0.00	487.07	2.59
101-101-77520.000	NEW EQUIPMENT	0.00	0.00	0.00	0.00	0.00
101-101-78000.000	WEB DESIGN/MAINT	3,675.00	0.00	0.00	3,675.00	0.00
101-101-78500.000	IT EXPENSE	45,000.00	46,766.48	3,351.60	(1,766.48)	103.93
101-101-80100.000	AUDIT	0.00	0.00	0.00	0.00	0.00
101-101-80130.000	PROFESSIONAL SERVICES	15,000.00	5,938.26	0.00	9,061.74	39.59
101-101-80200.000	DUES & MEMBERSHIPS	7,000.00	4,212.90	0.00	2,787.10	60.18
101-101-86011.000	TRAVEL AND MISC EXPENSES	1,500.00	268.31	0.00	1,231.69	17.89
101-101-88100.000	MEMORIAL DAY,FLAGS,ETC.	750.00	250.00	0.00	500.00	33.33
101-101-90000.000	PRINTING & PUBLISHING	3,000.00	0.00	0.00	3,000.00	0.00
101-101-91500.000	FRINGE BENEFIT COST	0.00	0.00	0.00	0.00	0.00
101-101-91900.000	ERRORS/OMISSIONS LIABILITY	14,849.25	14,849.25	0.00	0.00	100.00
101-101-95600.000	MISC/ AND OR ALLOCATIONS	2,000.00	1,205.00	0.00	795.00	60.25
101-101-98600.000	ECONOMIC DEVELOPMENT	0.00	0.00	0.00	0.00	0.00
Total Dept 101 - CITY COUNCIL		95,341.13	75,397.77	3,351.60	19,943.36	79.08
Dept 102 - WALKING/BIKE/TRAIL						
101-102-95600.000	MISC. AND/OR ALLOCATIONS	0.00	0.00	0.00	0.00	0.00
Total Dept 102 - WALKING/BIKE/TRAIL		0.00	0.00	0.00	0.00	0.00

GL NUMBER	DESCRIPTION	2025-26 AMENDED BUDGET	YTD BALANCE 06/30/2026 NORMAL (ABNORMAL)	ACTIVITY FOR MONTH 06/30/2026 INCREASE (DECREASE)	AVAILABLE BALANCE NORMAL (ABNORMAL)	% BDGT USED
Fund 101 - GENERAL						
Expenditures						
Dept 173 - CITY MAYOR						
101-173-70200.000	SALARIES & WAGES	0.00	0.00	0.00	0.00	0.00
101-173-71500.000	SOCIAL SECURITY	0.00	0.00	0.00	0.00	0.00
101-173-86010.000	TRAVEL & MISC EXPENSES	0.00	443.20	0.00	(443.20)	100.00
101-173-91500.000	FRINGE BENEFIT COST	0.00	0.00	0.00	0.00	0.00
Total Dept 173 - CITY MAYOR		0.00	443.20	0.00	(443.20)	100.00
Dept 193 - ELECTION COMMISSION						
101-193-70200.000	ELECTION BOARD	690.00	690.00	0.00	0.00	100.00
101-193-72700.000	OFFICE SUPPLIES & POSTAGE	592.04	733.37	0.00	(141.33)	123.87
101-193-74000.000	OPERATING SUPPLIES	2,377.36	2,992.36	0.00	(615.00)	125.87
101-193-86011.000	TRAVEL AND MISC EXPENSE	101.06	159.06	0.00	(58.00)	157.39
101-193-90000.000	PRINTING & PUBLISHING	123.23	123.23	0.00	0.00	100.00
Total Dept 193 - ELECTION COMMISSION		3,883.69	4,698.02	0.00	(814.33)	120.97
Dept 202 - ASSESSOR						
101-202-83300.000	ASSESSING CHARGES	19,500.00	19,534.18	0.00	(34.18)	100.18
101-202-83302.000	EQUALIZATION CHGS	0.00	0.00	0.00	0.00	0.00
101-202-86010.000	MISCELLANEOUS	0.00	0.00	0.00	0.00	0.00
Total Dept 202 - ASSESSOR		19,500.00	19,534.18	0.00	(34.18)	100.18
Dept 215 - CLERK/CITY ADMIN & GENERAL OFFICE						
101-215-70200.000	SALARIES & WAGES	19,258.34	18,702.89	0.00	555.45	97.12
101-215-71500.000	SOCIAL SECURITY	0.00	1,424.03	0.00	(1,424.03)	100.00
101-215-71700.000	UNEMPLOYMENT INS	0.00	0.27	0.00	(0.27)	100.00
101-215-72700.000	OFFICE SUPPLIES & POSTAGE	8,000.00	12,182.46	2,578.59	(4,182.46)	152.28
101-215-72901.000	COPIER EXPENSE	1,250.00	967.76	0.00	282.24	77.42
101-215-77520.000	NEW EQUIPMENT/COMPUTER	1,000.00	670.00	0.00	330.00	67.00
101-215-79000.000	PROFESSIONAL DEVELOPMENT	0.00	0.00	0.00	0.00	0.00
101-215-80100.000	AUDIT	9,166.67	9,166.67	0.00	0.00	100.00
101-215-81700.000	DUES & MEMBERSHIP	2,000.00	2,562.63	0.00	(562.63)	128.13
101-215-86011.000	TRAVEL AND MISC EXPENSE	3,500.00	395.79	0.00	3,104.21	11.31
101-215-90000.000	PRINTING & PUBLISHING	0.00	2,926.73	0.00	(2,926.73)	100.00
101-215-91000.000	HOSP & LIFE INS	5,070.38	5,000.94	0.00	69.44	98.63
101-215-91100.000	COMP INSURANCE	5,567.63	(3,660.50)	0.00	9,228.13	(65.75)
101-215-91200.000	PENSION	1,077.94	1,072.28	0.00	5.66	99.47
101-215-91500.000	FRINGE BENEFIT COST	0.00	0.00	0.00	0.00	0.00
101-215-95600.000	MISCELLANEOUS	500.00	379.24	0.00	120.76	75.85
Total Dept 215 - CLERK/CITY ADMIN & GENERAL OFFICE		56,390.96	51,791.19	2,578.59	4,599.77	91.84
Dept 247 - BOARD OF REVIEW						
101-247-70200.000	BOARD OF REVIEW WAGES	1,200.00	599.41	0.00	600.59	49.95
101-247-97600.000	TRAINING/SCHOOLING	0.00	0.00	0.00	0.00	0.00
Total Dept 247 - BOARD OF REVIEW		1,200.00	599.41	0.00	600.59	49.95
Dept 250 - ZONING/PLANNING COMMISSION						

GL NUMBER	DESCRIPTION	2025-26 AMENDED BUDGET	YTD BALANCE 06/30/2026 NORMAL (ABNORMAL)	ACTIVITY FOR MONTH 06/30/2026 INCREASE (DECREASE)	AVAILABLE BALANCE NORMAL (ABNORMAL)	% BDGT USED
Fund 101 - GENERAL						
Expenditures						
101-250-70200.000	ZONING SALARIES & WAGES	2,880.00	945.00	0.00	1,935.00	32.81
101-250-70250.000	ZONING BOARD STIPENDS	300.00	0.00	0.00	300.00	0.00
101-250-70300.000	PLANNING COMMISSION	1,680.00	500.00	0.00	1,180.00	29.76
101-250-71500.000	SOCIAL SECURITY	216.00	72.29	0.00	143.71	33.47
101-250-71700.000	UNEMPLOYMENT INS	0.00	0.02	0.00	(0.02)	100.00
101-250-72700.000	OFFICE SUPPLIES & POSTAGE	150.00	0.00	0.00	150.00	0.00
101-250-80130.100	MASTER PLAN GRANT	36,253.60	29,615.40	0.00	6,638.20	81.69
101-250-86010.000	TRAVEL/MEETINGS & MILEAGE	600.00	396.45	0.00	203.55	66.08
101-250-91000.000	HOSP & LIFE INS	0.00	213.54	0.00	(213.54)	100.00
101-250-91200.000	PENSION	0.00	56.70	0.00	(56.70)	100.00
101-250-91500.000	FRINGE BENEFIT COST	0.00	0.00	0.00	0.00	0.00
101-250-95600.000	MISC. AND/OR ALLOCATIONS	750.00	500.00	0.00	250.00	66.67
Total Dept 250 - ZONING/PLANNING COMMISSION		42,829.60	32,299.40	0.00	10,530.20	75.41
Dept 253 - CITY TREASURER						
101-253-70200.000	SALARIES & WAGES	19,746.90	18,679.90	0.00	1,067.00	94.60
101-253-71500.000	SOCIAL SECURITY	0.00	1,406.98	0.00	(1,406.98)	100.00
101-253-71700.000	UNEMPLOYMENT INS	25.03	2.25	0.00	22.78	8.99
101-253-72700.000	OFFICE SUPPLIES & POSTAGE	3,000.00	1,959.62	0.00	1,040.38	65.32
101-253-72901.000	COPIER EXPENSE	1,250.00	1,126.05	0.00	123.95	90.08
101-253-77510.000	COMPUTER FEE/SUPPORT/EXPENSE	4,000.00	4,879.79	0.00	(879.79)	121.99
101-253-77520.000	NEW EQUIPMENT	1,000.00	0.00	0.00	1,000.00	0.00
101-253-79000.000	PROFESSIONAL DEVELOPMENT	0.00	1,695.00	0.00	(1,695.00)	100.00
101-253-83302.000	TAX STMT PREP AND POSTAGE	4,000.00	3,582.61	0.00	417.39	89.57
101-253-86110.000	TRAVEL AND MISC EXPENS	3,000.00	1,058.78	0.00	1,941.22	35.29
101-253-90000.000	PRINTING & PUBLISHING	0.00	0.00	0.00	0.00	0.00
101-253-91000.000	HOSP & LIFE INS	10,034.22	9,665.03	0.00	369.19	96.32
101-253-91100.000	COMP INSURANCE	5,567.63	153.50	0.00	5,414.13	2.76
101-253-91200.000	PENSION	1,147.74	977.37	0.00	170.37	85.16
101-253-91500.000	FRINGE BENEFIT COST	0.00	0.00	0.00	0.00	0.00
101-253-95600.000	MISC/TAX TRIBUNAL PMTS	0.00	0.00	0.00	0.00	0.00
Total Dept 253 - CITY TREASURER		52,771.52	45,186.88	0.00	7,584.64	85.63
Dept 260 - GENERAL GOVERNMENT						
101-260-95600.000	MISC AND/OR ALLOCATIONS	0.00	0.00	0.00	0.00	0.00
101-260-95800.000	EMPLOYEE MEDICAL BENEFIT	0.00	0.00	0.00	0.00	0.00
Total Dept 260 - GENERAL GOVERNMENT		0.00	0.00	0.00	0.00	0.00
Dept 262 - CEMETERY						
101-262-70200.000	SALARIES & WAGES	88,940.73	80,638.09	0.00	8,302.64	90.66
101-262-70300.000	OVERTIME WAGES	0.00	1,377.22	0.00	(1,377.22)	100.00
101-262-71500.000	SOCIAL SECURITY	6,812.52	6,454.45	0.00	358.07	94.74
101-262-71700.000	UNEMPLOYMENT INS	0.00	7.05	0.00	(7.05)	100.00
101-262-72700.000	OFFICE SUPPLIES & POSTAGE	300.00	326.09	0.00	(26.09)	108.70
101-262-74000.000	OPERATING SUPPLIES	15,000.00	8,016.55	26.46	6,983.45	53.44
101-262-75000.000	UNIFORM	0.00	0.00	0.00	0.00	0.00
101-262-77500.000	REP & MAINT SUPPLIES	0.00	1,264.48	0.00	(1,264.48)	100.00
101-262-77510.000	COMPUTER PROGRAM	435.00	471.00	0.00	(36.00)	108.28
101-262-77520.000	COMPUTER/PRINTER AT CEMETERY	0.00	0.00	0.00	0.00	0.00
101-262-77525.000	TREES CUT	15,000.00	0.00	0.00	15,000.00	0.00

GL NUMBER	DESCRIPTION	2025-26 AMENDED BUDGET	YTD BALANCE 06/30/2026 NORMAL (ABNORMAL)	ACTIVITY FOR MONTH 06/30/2026 INCREASE (DECREASE)	AVAILABLE BALANCE NORMAL (ABNORMAL)	% BDGT USED
Fund 101 - GENERAL						
Expenditures						
101-262-85000.000	PHONE	2,000.00	1,628.35	99.54	371.65	81.42
101-262-86000.000	EQUIPMENT FEES	25,000.00	17,351.74	0.00	7,648.26	69.41
101-262-91000.000	HOSP & LIFE INS	34,035.20	27,205.16	0.00	6,830.04	79.93
101-262-91100.000	COMP INSURANCE	1,929.38	464.97	0.00	1,464.41	24.10
101-262-91200.000	PENSION	5,336.44	4,812.56	0.00	523.88	90.18
101-262-91500.000	FRINGE BENEFIT COST	0.00	0.00	0.00	0.00	0.00
101-262-92000.000	ELECTRICITY	1,500.00	1,059.13	0.00	440.87	70.61
101-262-92200.000	NATURAL GAS	1,500.00	1,770.58	56.78	(270.58)	118.04
101-262-92202.000	HEATING	0.00	0.00	0.00	0.00	0.00
101-262-95600.000	MISCELLANEOUS	0.00	0.00	0.00	0.00	0.00
101-262-96100.000	CEMETERY MOWING WAGES	0.00	0.00	0.00	0.00	0.00
101-262-97000.000	CAPITAL OUTLAY	0.00	18,364.22	0.00	(18,364.22)	100.00
Total Dept 262 - CEMETERY		197,789.27	171,211.64	182.78	26,577.63	86.56
Dept 263 - BUILDING & GROUNDS						
101-263-70200.000	SALARIES & WAGES	33,802.89	27,651.44	0.00	6,151.45	81.80
101-263-70300.000	CLEANING COMPANY CONTRACT	0.00	0.00	0.00	0.00	0.00
101-263-71500.000	SOCIAL SECURITY	2,430.15	2,411.93	0.00	18.22	99.25
101-263-71700.000	UNEMPLOYMENT INS	0.00	3.73	0.00	(3.73)	100.00
101-263-74000.000	OPERATING SUPPLIES	22,500.00	10,741.17	590.97	11,758.83	47.74
101-263-75000.000	UNIFORM	2,500.00	0.00	0.00	2,500.00	0.00
101-263-85000.000	PHONE	12,000.00	14,841.14	96.54	(2,841.14)	123.68
101-263-86000.000	EQUIPMENT FEES	10,000.00	11,153.73	0.00	(1,153.73)	111.54
101-263-86100.000	MOWING WAGES	0.00	0.00	0.00	0.00	0.00
101-263-90000.000	PRINTING & PUBLISHING	0.00	0.00	0.00	0.00	0.00
101-263-91000.000	HOSP & LIFE INS	5,170.51	6,959.13	0.00	(1,788.62)	134.59
101-263-91100.000	COMP INSURANCE	1,728.58	296.27	0.00	1,432.31	17.14
101-263-91200.000	PENSION	1,646.67	1,606.87	0.00	39.80	97.58
101-263-91400.000	GEN LIABILITY INS	4,477.59	4,477.59	0.00	0.00	100.00
101-263-91500.000	FRINGE BENEFIT COST	0.00	0.00	0.00	0.00	0.00
101-263-92000.000	ELECTRICITY	10,000.00	8,472.98	0.00	1,527.02	84.73
101-263-92200.000	NATURAL GAS	7,000.00	7,686.90	323.67	(686.90)	109.81
101-263-93000.000	REPAIRS & MAINT	90,000.00	46,698.72	0.00	43,301.28	51.89
101-263-95600.000	MISCELLANEOUS	2,500.00	181.08	0.00	2,318.92	7.24
101-263-97000.000	CAPITAL OUTLAY	0.00	5,779.00	0.00	(5,779.00)	100.00
101-263-98000.000	BLDG. IMPROVEMENTS	0.00	0.00	0.00	0.00	0.00
101-263-98010.000	EMS BLDG IMPROVEMENTS	0.00	0.00	0.00	0.00	0.00
101-263-98100.000	TAXES, DRAINS	1,402.50	1,427.35	0.00	(24.85)	101.77
101-263-98400.000	INDUSTRIAL PARK LOAN PMT	0.00	0.00	0.00	0.00	0.00
101-263-98500.000	INDUSTRIAL PARK MISC. EXPEN	0.00	0.00	0.00	0.00	0.00
101-263-98600.000	ECONOMIC DEVELOPMENT	0.00	0.00	0.00	0.00	0.00
Total Dept 263 - BUILDING & GROUNDS		207,158.89	150,389.03	1,011.18	56,769.86	72.60
Dept 264 - LIBRARY						
101-264-70200.000	SALARIES AND WAGES	0.00	0.00	0.00	0.00	0.00
101-264-71500.000	SOCIAL SECURITY	0.00	0.00	0.00	0.00	0.00
101-264-71700.000	UNEMPLOYMENT INS	0.00	0.00	0.00	0.00	0.00
101-264-91000.000	HOSP & LIFE INS	0.00	0.00	0.00	0.00	0.00
101-264-91100.000	COMP INSURANCE	0.00	0.00	0.00	0.00	0.00
101-264-91200.000	PENSION	0.00	0.00	0.00	0.00	0.00
101-264-92200.000	GAS & ELECTRIC	0.00	0.00	0.00	0.00	0.00
101-264-95800.000	EMPLOYEE MEDICAL BENEFIT	0.00	0.00	0.00	0.00	0.00

GL NUMBER	DESCRIPTION	2025-26 AMENDED BUDGET	YTD BALANCE 06/30/2026 NORMAL (ABNORMAL)	ACTIVITY FOR MONTH 06/30/2026 INCREASE (DECREASE)	AVAILABLE BALANCE NORMAL (ABNORMAL)	% BDGT USED
Fund 101 - GENERAL						
Expenditures						
101-264-97200.000	COMPUTER MAINT	0.00	0.00	0.00	0.00	0.00
101-264-99910.000	TRANSFER OUT LIBRARY FUND	0.00	0.00	0.00	0.00	0.00
Total Dept 264 - LIBRARY		0.00	0.00	0.00	0.00	0.00
Dept 305 - POLICE						
101-305-70200.000	SALARIES & WAGES	126,846.30	170,065.54	0.00	(43,219.24)	134.07
101-305-70260.000	FULL TIME POLICE CHIEF	82,078.26	83,991.40	0.00	(1,913.14)	102.33
101-305-70300.000	OVERTIME WAGES	27,442.71	29,982.55	0.00	(2,539.84)	109.26
101-305-70400.000	ON CALL TIME	0.00	0.00	0.00	0.00	0.00
101-305-70500.000	CROSSING GUARD	2,683.37	1,682.64	0.00	1,000.73	62.71
101-305-70600.000	PART-TIME WAGES	90,438.98	10,098.56	0.00	80,340.42	11.17
101-305-70610.000	PART TIME POLICE CHIEF	0.00	0.00	0.00	0.00	0.00
101-305-70700.000	OFFICE/ADM. WAGES	18,434.52	10,099.44	0.00	8,335.08	54.79
101-305-71500.000	SOCIAL SECURITY	26,616.20	23,346.26	0.00	3,269.94	87.71
101-305-71700.000	UNEMPLOYMENT INS	0.00	37.86	0.00	(37.86)	100.00
101-305-72700.000	OFFICE SUPPLIES & POSTAGE	3,000.00	1,136.49	0.00	1,863.51	37.88
101-305-72801.000	SOFTWARE MAIN AND INTERNET	30,000.00	9,199.18	0.00	20,800.82	30.66
101-305-74000.000	OPERATING SUPPLIES	1,500.00	3,696.50	0.00	(2,196.50)	246.43
101-305-77510.000	NEW EQUIPMENT	2,500.00	1,178.41	0.00	1,321.59	47.14
101-305-81005.000	PATROL CAR SAVINGS	0.00	0.00	0.00	0.00	0.00
101-305-82000.000	PATROL CAR LOAN	0.00	0.00	0.00	0.00	0.00
101-305-85000.000	PHONE	5,500.00	4,809.94	99.54	690.06	87.45
101-305-86005.000	GAS PATROL CARS	13,000.00	10,929.16	466.88	2,070.84	84.07
101-305-86006.000	MAINT PATROL CARS	8,500.00	6,490.94	0.00	2,009.06	76.36
101-305-87000.000	UNIFORM ALLOWANCE	4,200.00	3,694.10	0.00	505.90	87.95
101-305-90000.000	PRINTING & PUBLISHING	0.00	82.29	0.00	(82.29)	100.00
101-305-91000.000	HOSP & LIFE INS	68,779.82	51,555.36	0.00	17,224.46	74.96
101-305-91100.000	COMP INSURANCE	8,273.16	1,858.30	0.00	6,414.86	22.46
101-305-91200.000	PENSION	15,279.74	16,098.61	0.00	(818.87)	105.36
101-305-91500.000	FRINGE BENEFIT COST	0.00	0.00	0.00	0.00	0.00
101-305-91600.000	FLEET/PROFESSIONAL LIABILIT	4,472.28	4,472.28	0.00	0.00	100.00
101-305-93100.000	RADIO REP & MAINT	1,250.00	0.00	0.00	1,250.00	0.00
101-305-95000.000	POLICE BYRNE EXPENSES	0.00	0.00	0.00	0.00	0.00
101-305-95600.000	MISCELLANEOUS/INVESTIGATIVE EXPENSES	2,500.00	6,689.24	596.76	(4,189.24)	267.57
101-305-95707.000	POLICE SCHOOL TRAINING	1,000.00	847.18	0.00	152.82	84.72
101-305-95805.000	STATE TRAINING FUND	0.00	583.23	0.00	(583.23)	100.00
101-305-97000.000	CAPITAL OUTLAY	0.00	0.00	0.00	0.00	0.00
101-305-98100.000	CAPITAL OUTLAY/PATROL CAR	0.00	0.00	0.00	0.00	0.00
Total Dept 305 - POLICE		544,295.34	452,625.46	1,163.18	91,669.88	83.16
Dept 335 - FIRE						
101-335-70800.000	FIREMEN/OFFICERS' WAGES	76,144.57	79,477.24	0.00	(3,332.67)	104.38
101-335-71500.000	SOCIAL SECURITY	5,825.06	6,080.03	0.00	(254.97)	104.38
101-335-71700.000	UNEMPLOYMENT INS	25.00	17.58	0.00	7.42	70.32
101-335-72700.000	OFFICE SUPPLIES & POSTAGE	900.00	845.53	0.00	54.47	93.95
101-335-72801.000	SOFTWARE MAIN AND INTERNET	10,000.00	5,433.74	0.00	4,566.26	54.34
101-335-74000.000	OPERATING SUPPLIES	8,000.00	7,573.06	62.84	426.94	94.66
101-335-74100.000	GAS & OIL FIRE TRKS	10,000.00	7,685.21	356.29	2,314.79	76.85
101-335-77800.000	EQUIP/VEHICLE MAINTENANCE	80,000.00	79,574.85	632.39	425.15	99.47
101-335-81700.000	DUES & SUBSCRIPTIONS	3,250.00	3,192.66	0.00	57.34	98.24
101-335-85000.000	PHONE	4,500.00	7,241.24	138.01	(2,741.24)	160.92
101-335-91100.000	COMP INSURANCE	3,370.61	1,259.28	0.00	2,111.33	37.36

GL NUMBER	DESCRIPTION	2025-26 AMENDED BUDGET	YTD BALANCE 06/30/2026 NORMAL (ABNORMAL)	ACTIVITY FOR MONTH 06/30/2026 INCREASE (DECREASE)	AVAILABLE BALANCE NORMAL (ABNORMAL)	% BDGT USED
Fund 101 - GENERAL						
Expenditures						
101-335-91300.000	FLEET/EQUIP/MALPRACTICE	5,639.43	5,639.43	0.00	0.00	100.00
101-335-91500.000	FRINGE BENEFIT COST	982.34	0.00	0.00	982.34	0.00
101-335-92000.000	ELECTRICITY	4,000.00	3,316.79	0.00	683.21	82.92
101-335-92202.000	HEATING	2,750.00	2,691.03	85.75	58.97	97.86
101-335-93100.000	RADIO REP & MAINT	2,000.00	2,728.41	0.00	(728.41)	136.42
101-335-94100.000	COUNTY AIR TRUCK	0.00	0.00	0.00	0.00	0.00
101-335-94200.000	FIREMEN'S PHYSICALS	0.00	0.00	0.00	0.00	0.00
101-335-94502.000	SCBA	2,500.00	5,387.85	0.00	(2,887.85)	215.51
101-335-95600.000	MISCELLANEOUS	1,000.00	505.73	0.00	494.27	50.57
101-335-97000.000	CAPITAL OUTLAY	0.00	27,341.80	0.00	(27,341.80)	100.00
101-335-97112.000	LOAN PAYMENT ON FIRE TRUCK	55,111.61	55,111.61	0.00	0.00	100.00
101-335-97320.000	CAPITAL OUTLAY FUNDS TO FIRE SINKING	0.00	0.00	0.00	0.00	0.00
101-335-97330.000	CO:FIRE DEPT RESTORATION FROM WATER LEA	0.00	0.00	0.00	0.00	0.00
101-335-97600.000	TRAINING/SCHOOLING	8,500.00	3,750.00	0.00	4,750.00	44.12
101-335-97600.100	FIRE DEPT TRAINING FACILITY EXPENSES	4,000.00	7,771.08	0.00	(3,771.08)	194.28
101-335-97700.000	NEW EQUIPMENT & PAGERS	10,132.04	16,565.55	0.00	(6,433.51)	163.50
101-335-97800.000	PAGERS	10,000.00	0.00	0.00	10,000.00	0.00
101-335-97900.000	HAZARDOUS MAT TEAM	1,000.00	0.00	0.00	1,000.00	0.00
Total Dept 335 - FIRE		309,630.66	329,189.70	1,275.28	(19,559.04)	106.32
Dept 400 - BLDG/ELEC/RENTAL						
101-400-70201.000	BUILDING INSPECTOR CONTRACT	12,000.00	10,910.00	1,510.00	1,090.00	90.92
101-400-70204.000	ELEC INSP SCHOOL WAGES	0.00	0.00	0.00	0.00	0.00
101-400-70210.000	ELECTRICAL INSPECTOR WAGES	4,000.00	600.00	0.00	3,400.00	15.00
101-400-70230.000	RENTAL INSP/REG WAGES	0.00	0.00	0.00	0.00	0.00
101-400-70601.000	ADMIN WAGES	0.00	0.00	0.00	0.00	0.00
101-400-71500.000	SOCIAL SECURITY	1,224.00	45.90	0.00	1,178.10	3.75
101-400-71700.000	UNEMPLOYMENT	0.00	0.36	0.00	(0.36)	100.00
101-400-72700.000	BUILDING OFFICE SUPPLIES	50.00	0.00	0.00	50.00	0.00
101-400-72710.000	ELECTRICAL OFFICE SUPPLIES	50.00	0.00	0.00	50.00	0.00
101-400-74000.000	BUILDING OPERATING SUPPLIES	250.00	0.00	0.00	250.00	0.00
101-400-80200.000	BUILDING MILEAGE	0.00	0.00	0.00	0.00	0.00
101-400-80230.000	ELECTRICAL MILEAGE	0.00	0.00	0.00	0.00	0.00
101-400-90000.000	BUILDING PRINTING & PUBLISH	50.00	0.00	0.00	50.00	0.00
101-400-91000.000	HOSP & LIFE INS	0.00	0.00	0.00	0.00	0.00
101-400-91100.000	COMP INSURANCE	1.80	15.34	0.00	(13.54)	852.22
101-400-91200.000	PENSION	0.00	0.00	0.00	0.00	0.00
101-400-91500.000	FRINGE BENEFIT COST	0.00	0.00	0.00	0.00	0.00
101-400-95600.000	BUILDING/ELECTRICAL MISCELLANEOUS	25.00	0.00	0.00	25.00	0.00
101-400-95610.000	RENTAL MISCELLANEOUS EXP	250.00	0.00	0.00	250.00	0.00
101-400-95700.000	BUILDING SCHOOL/TRAINING	0.00	0.00	0.00	0.00	0.00
101-400-99920.000	TRANSFER OUT FUTURE IMPROVEMENT FUND	0.00	0.00	0.00	0.00	0.00
Total Dept 400 - BLDG/ELEC/RENTAL		17,900.80	11,571.60	1,510.00	6,329.20	64.64
Dept 444 - MIS PUBLIC WORKS						
101-444-70200.000	SALARIES & WAGES	0.00	0.00	0.00	0.00	0.00
101-444-71500.000	SOCIAL SECURITY	0.00	0.00	0.00	0.00	0.00
101-444-71700.000	UNEMPLOYMENT INS	0.00	0.00	0.00	0.00	0.00
101-444-80120.000	CONSULTANT SVCS-ASSET MGMT PLAN	0.00	0.00	0.00	0.00	0.00
101-444-80131.000	CONSULTANT SERVICES-HAMMONTREE DRIVE	0.00	0.00	0.00	0.00	0.00
101-444-86000.000	PUBLIC WORKS EQUIP FEES	0.00	0.00	0.00	0.00	0.00
101-444-91000.000	HOSP & LIFE INS	0.00	0.00	0.00	0.00	0.00

GL NUMBER	DESCRIPTION	2025-26 AMENDED BUDGET	YTD BALANCE 06/30/2026 NORMAL (ABNORMAL)	ACTIVITY FOR MONTH 06/30/2026 INCREASE (DECREASE)	AVAILABLE BALANCE NORMAL (ABNORMAL)	% BDGT USED
Fund 101 - GENERAL						
Expenditures						
101-444-91200.000	PENSION	0.00	0.00	0.00	0.00	0.00
101-444-91500.000	FRINGE BENEFIT COST	0.00	0.00	0.00	0.00	0.00
101-444-92001.000	STREET AND TRAFFIC LIGHTS	50,000.00	39,135.88	0.00	10,864.12	78.27
101-444-95500.000	MISCELLANEOUS/OPER SUPPLIES	0.00	0.00	0.00	0.00	0.00
101-444-95604.000	DNR DOWNTOWN TREE GRANT	8,839.78	31,497.41	1,200.00	(22,657.63)	356.31
101-444-96410.000	TREES-PLANT	2,000.00	0.00	0.00	2,000.00	0.00
101-444-96600.000	SIDEWALKS	0.00	0.00	0.00	0.00	0.00
101-444-96840.000	MAIN STREET LOAN/1ST FEDERAL	0.00	0.00	0.00	0.00	0.00
Total Dept 444 - MIS PUBLIC WORKS		60,839.78	70,633.29	1,200.00	(9,793.51)	116.10
Dept 525 - RECYCLING & BRUSH COLLECTION						
101-525-70200.000	SALARIES & WAGES	16,782.03	14,243.60	0.00	2,538.43	84.87
101-525-71500.000	SOCIAL SECURITY	1,294.10	1,089.69	0.00	204.41	84.20
101-525-71700.000	UNEMPLOYMENT INS	0.00	0.71	0.00	(0.71)	100.00
101-525-80400.000	DUMPSTERS @ DPW GARAGE	0.00	0.00	0.00	0.00	0.00
101-525-80500.000	MISCELLANEOUS	0.00	0.00	0.00	0.00	0.00
101-525-85000.000	PHONE	0.00	0.00	0.00	0.00	0.00
101-525-86000.000	LEAF PICKUP EQUIP FEES	14,500.00	12,500.73	0.00	1,999.27	86.21
101-525-86200.000	LEAF COLLECTION CONTRACT	0.00	0.00	0.00	0.00	0.00
101-525-86400.000	TRANS-TO REFUSE FOR BRUSH PICKUP	0.00	0.00	0.00	0.00	0.00
101-525-91000.000	HOSP & LIFE INS	2,806.68	1,046.75	0.00	1,759.93	37.29
101-525-91100.000	COMP INSURANCE	0.00	0.00	0.00	0.00	0.00
101-525-91200.000	PENSION	1,006.92	846.19	0.00	160.73	84.04
101-525-91500.000	FRINGE BENEFIT COST	0.00	0.00	0.00	0.00	0.00
Total Dept 525 - RECYCLING & BRUSH COLLECTION		36,389.73	29,727.67	0.00	6,662.06	81.69
Dept 704 - PARKS						
101-704-70200.000	SALARIES & WAGES	35,393.10	29,988.49	0.00	5,404.61	84.73
101-704-70420.000	DAY REC PROGRAM WAGES	1,985.00	1,985.00	0.00	0.00	100.00
101-704-71500.000	SOCIAL SECURITY	2,502.75	2,446.05	0.00	56.70	97.73
101-704-71700.000	UNEMPLOYMENT INS	0.00	5.05	0.00	(5.05)	100.00
101-704-74000.000	OPERATING SUPPLIES	35,000.00	32,388.40	421.50	2,611.60	92.54
101-704-75000.000	UNIFORM	0.00	0.00	0.00	0.00	0.00
101-704-80000.000	PARK PLANNING	0.00	0.00	0.00	0.00	0.00
101-704-80100.000	PARK IMPROVEMENTS	0.00	0.00	0.00	0.00	0.00
101-704-80302.000	DAY REC EXPENSES	2,478.35	2,478.35	0.00	0.00	100.00
101-704-86000.000	EQUIPMENT FEES	8,500.00	6,311.76	0.00	2,188.24	74.26
101-704-86100.000	MOWING WAGES	800.00	800.00	0.00	0.00	100.00
101-704-91000.000	HOSP & LIFE INS	4,360.83	7,873.10	0.00	(3,512.27)	180.54
101-704-91100.000	COMP INSURANCE	0.00	240.22	0.00	(240.22)	100.00
101-704-91200.000	PENSION	1,518.62	1,103.31	0.00	415.31	72.65
101-704-91500.000	FRINGE BENEFIT COST	0.00	0.00	0.00	0.00	0.00
101-704-92000.000	ELECTRICITY	4,250.00	3,074.74	0.00	1,175.26	72.35
101-704-93000.000	REPAIRS & MAINT	0.00	313.90	28.99	(313.90)	100.00
101-704-97000.000	CAPITAL OUTLAY	209,943.57	287,509.44	0.00	(77,565.87)	136.95
Total Dept 704 - PARKS		306,732.22	376,517.81	450.49	(69,785.59)	122.75
Dept 705 - COMMUNITY & ECONOMIC DEVELOPMENT						
101-705-70200.000	SALARIES & WAGES	65,124.80	45,080.00	0.00	20,044.80	69.22
101-705-71500.000	SOCIAL SECURITY	4,982.05	3,711.56	0.00	1,270.49	74.50

GL NUMBER	DESCRIPTION	2025-26 AMENDED BUDGET	YTD BALANCE 06/30/2026 NORMAL (ABNORMAL)	ACTIVITY FOR MONTH 06/30/2026 INCREASE (DECREASE)	AVAILABLE BALANCE NORMAL (ABNORMAL)	% BDGT USED
Fund 101 - GENERAL						
Expenditures						
101-705-71700.000	UNEMPLOYMENT INS	0.00	3.37	0.00	(3.37)	100.00
101-705-74000.000	OPERATING SUPPLIES	2,000.00	2,361.00	82.33	(361.00)	118.05
101-705-75000.000	UNIFORM	0.00	0.00	0.00	0.00	0.00
101-705-79000.000	PROFESSIONAL DEVELOPMENT	1,500.00	179.60	0.00	1,320.40	11.97
101-705-80130.100	CONTRACTUAL SERVICES: MSHDA MI NEIGHBOR	0.00	0.00	0.00	0.00	0.00
101-705-86000.000	EQUIPMENT FEES	0.00	0.00	0.00	0.00	0.00
101-705-91000.000	HOSP & LIFE INS	7,217.00	5,785.29	0.00	1,431.71	80.16
101-705-91100.000	COMP INSURANCE	0.00	0.00	0.00	0.00	0.00
101-705-91200.000	PENSION	3,907.49	2,937.36	0.00	970.13	75.17
101-705-91500.000	FRINGE BENEFIT COST	0.00	0.00	0.00	0.00	0.00
101-705-92000.000	ELECTRICITY	0.00	0.00	0.00	0.00	0.00
101-705-93000.000	REPAIRS & MAINT	0.00	0.00	0.00	0.00	0.00
Total Dept 705 - COMMUNITY & ECONOMIC DEVELOPMENT		84,731.34	60,058.18	82.33	24,673.16	70.88
Dept 706 - CONTINGENCY FUNDS						
101-706-80000.000	CONTINGENCY FUND	0.00	0.00	0.00	0.00	0.00
101-706-99000.000	ICE GRANT/PARKING LOTS	0.00	0.00	0.00	0.00	0.00
101-706-99200.000	TRANSFER TO CAPITAL PROJECTS	0.00	0.00	0.00	0.00	0.00
101-706-99300.000	TRANSFER TO 2018 CAP IMP PROJECT FUNDS	30,428.00	0.00	0.00	30,428.00	0.00
101-706-99310.000	TRANSFER TO STREET PROJECTS	0.00	0.00	0.00	0.00	0.00
101-706-99320.000	TRANSFER TO CAP OUT BRIDGE PROJECT	0.00	0.00	0.00	0.00	0.00
101-706-99400.000	TRANSFER CAP OUTLAY AMB ACT 99 LOAN	0.00	0.00	0.00	0.00	0.00
101-706-99401.000	DNR MATCH GRANT	0.00	0.00	0.00	0.00	0.00
101-706-99942.000	TRANSFER TO EMS FUND	99,973.89	99,973.89	0.00	0.00	100.00
Total Dept 706 - CONTINGENCY FUNDS		130,401.89	99,973.89	0.00	30,428.00	76.67
TOTAL EXPENDITURES		2,167,786.82	1,981,848.32	12,805.43	185,938.50	91.42
Fund 101 - GENERAL:						
TOTAL REVENUES		2,085,361.25	1,896,230.43	27,334.89	189,130.82	90.93
TOTAL EXPENDITURES		2,167,786.82	1,981,848.32	12,805.43	185,938.50	91.42
NET OF REVENUES & EXPENDITURES		(82,425.57)	(85,617.89)	14,529.46	3,192.32	103.87

GL NUMBER	DESCRIPTION	2025-26 AMENDED BUDGET	YTD BALANCE 06/30/2026 NORMAL (ABNORMAL)	ACTIVITY FOR MONTH 06/30/2026 INCREASE (DECREASE)	AVAILABLE BALANCE NORMAL (ABNORMAL)	% BDGT USED
Fund 102 - WALKING/BIKE TRAIL FUND						
Revenues						
Dept 000						
102-000-56810.101	TRANSFER FROM GENERAL FUND	0.00	0.00	0.00	0.00	0.00
102-000-66500.000	INTEREST	0.00	49.83	0.00	(49.83)	100.00
102-000-67012.000	DONATIONS/GRANTS	0.00	0.00	0.00	0.00	0.00
Total Dept 000		0.00	49.83	0.00	(49.83)	100.00
TOTAL REVENUES		0.00	49.83	0.00	(49.83)	100.00
Expenditures						
Dept 704 - PARKS						
102-704-96800.000	TRAIL PLANNING/EXPENSES	0.00	0.00	0.00	0.00	0.00
Total Dept 704 - PARKS		0.00	0.00	0.00	0.00	0.00
TOTAL EXPENDITURES		0.00	0.00	0.00	0.00	0.00
Fund 102 - WALKING/BIKE TRAIL FUND:						
TOTAL REVENUES		0.00	49.83	0.00	(49.83)	100.00
TOTAL EXPENDITURES		0.00	0.00	0.00	0.00	0.00
NET OF REVENUES & EXPENDITURES		0.00	49.83	0.00	(49.83)	100.00

GL NUMBER	DESCRIPTION	2025-26 AMENDED BUDGET	YTD BALANCE 06/30/2026 NORMAL (ABNORMAL)	ACTIVITY FOR MONTH 06/30/2026 INCREASE (DECREASE)	AVAILABLE BALANCE NORMAL (ABNORMAL)	% BDGT USED
Fund 202 - MAJOR STREETS						
Revenues						
Dept 000						
202-000-40000.000	FUNDS FORWARD	0.00	0.00	0.00	0.00	0.00
202-000-40110.000	CDBG - GRANT	96,000.00	0.00	0.00	96,000.00	0.00
202-000-56900.000	WEIGHT AND GAS TAXES	281,276.11	271,172.77	26,132.70	10,103.34	96.41
202-000-66500.000	INTEREST	6,000.00	7,453.45	0.00	(1,453.45)	124.22
202-000-67000.000	MISC REVENUES	0.00	0.00	0.00	0.00	0.00
202-000-67100.000	INTEREST INCOME	0.00	0.00	0.00	0.00	0.00
Total Dept 000		383,276.11	278,626.22	26,132.70	104,649.89	72.70
TOTAL REVENUES		383,276.11	278,626.22	26,132.70	104,649.89	72.70
Expenditures						
Dept 451 - CONTRACT SERVICES						
202-451-80000.000	PATROL CAR (SAVINGS)	0.00	0.00	0.00	0.00	0.00
202-451-80110.000	CONTRACT SERVICES	0.00	0.00	0.00	0.00	0.00
Total Dept 451 - CONTRACT SERVICES		0.00	0.00	0.00	0.00	0.00
Dept 463 - TOTAL O & M						
202-463-70200.000	SALARIES & WAGES	45,374.89	30,518.55	0.00	14,856.34	67.26
202-463-71500.000	SOCIAL SECURITY	4,233.22	2,334.77	0.00	1,898.45	55.15
202-463-71700.000	UNEMPLOYMENT INS	12.83	4.15	0.00	8.68	32.35
202-463-75020.000	UNIFORM	3,800.00	629.25	141.18	3,170.75	16.56
202-463-77400.000	BRIDGE INSPECTION	3,000.00	0.00	0.00	3,000.00	0.00
202-463-77500.000	REP,MAINT & OPER SUPPLIES	45,000.00	45,026.05	0.00	(26.05)	100.06
202-463-77525.000	TREE CUT,TRIM, STUMP REMOV	10,000.00	0.00	0.00	10,000.00	0.00
202-463-86000.000	EQUIPMENT FEES	17,500.00	16,991.06	0.00	508.94	97.09
202-463-90000.000	PRINTING & PUBLISHING	0.00	44.26	0.00	(44.26)	100.00
202-463-91000.000	HOSP & LIFE INS	10,786.28	9,550.15	0.00	1,236.13	88.54
202-463-91100.000	COMP INSURANCE	1,576.58	1,142.99	0.00	433.59	72.50
202-463-91200.000	PENSION	3,278.71	1,065.61	0.00	2,213.10	32.50
202-463-91500.000	FRINGE BENEFIT COST	0.00	0.00	0.00	0.00	0.00
202-463-95800.000	EMPLOYEE MEDICAL BENEFIT	0.00	0.00	0.00	0.00	0.00
202-463-97000.000	CAPITAL OUTLAY	200,000.00	200,000.00	0.00	0.00	100.00
Total Dept 463 - TOTAL O & M		344,562.51	307,306.84	141.18	37,255.67	89.19
Dept 478 - TOTAL WINTER						
202-478-70200.000	SALARIES & WAGES	8,007.00	5,464.62	0.00	2,542.38	68.25
202-478-71500.000	SOCIAL SECURITY	747.04	418.06	0.00	328.98	55.96
202-478-71700.000	UNEMPLOYMENT INS	13.46	1.50	0.00	11.96	11.14
202-478-74000.000	OPERATING SUPPLIES	5,000.00	3,141.42	0.00	1,858.58	62.83
202-478-86000.000	EQUIPMENT FEES	10,000.00	3,485.92	0.00	6,514.08	34.86
202-478-91000.000	HOSP & LIFE INS	3,103.92	1,249.93	0.00	1,853.99	40.27
202-478-91200.000	PENSION	578.60	323.31	0.00	255.29	55.88
202-478-91500.000	FRINGE BENEFIT COST	0.00	0.00	0.00	0.00	0.00
Total Dept 478 - TOTAL WINTER		27,450.02	14,084.76	0.00	13,365.26	51.31
Dept 483 - TOTAL ADMIN						

GL NUMBER	DESCRIPTION	2025-26 AMENDED BUDGET	YTD BALANCE 06/30/2026 NORMAL (ABNORMAL)	ACTIVITY FOR MONTH 06/30/2026 INCREASE (DECREASE)	AVAILABLE BALANCE NORMAL (ABNORMAL)	% BDGT USED
Fund 202 - MAJOR STREETS						
Expenditures						
202-483-70200.000	SALARIES & WAGES	14,880.65	14,054.92	0.00	825.73	94.45
202-483-71500.000	SOCIAL SECURITY	1,138.37	1,065.00	0.00	73.37	93.55
202-483-71700.000	UNEMPLOYMENT INS	0.00	1.19	0.00	(1.19)	100.00
202-483-72700.000	OFFICE EXPENSE/POSTAGE	750.00	0.00	0.00	750.00	0.00
202-483-72901.000	COPIER MAINT EXPENSE	1,250.00	747.29	0.00	502.71	59.78
202-483-77510.000	COMPUTER	0.00	0.00	0.00	0.00	0.00
202-483-77520.000	NEW EQUIPMENT	0.00	0.00	0.00	0.00	0.00
202-483-80100.000	AUDIT EXPENSE	0.00	0.00	0.00	0.00	0.00
202-483-90000.000	PRINTING & PUBLISHING	0.00	0.00	0.00	0.00	0.00
202-483-91000.000	HOSP & LIFE INS	5,874.01	5,446.80	0.00	427.21	92.73
202-483-91200.000	PENSION EXPENSE	865.54	802.12	0.00	63.42	92.67
202-483-91500.000	FRINGE BENEFIT COST	0.00	0.00	0.00	0.00	0.00
202-483-99930.000	TRANSFER GEN ACT-ASSET MGMT PLAN	0.00	0.00	0.00	0.00	0.00
Total Dept 483 - TOTAL ADMIN		24,758.57	22,117.32	0.00	2,641.25	89.33
Dept 484 - ALLOCATIONS						
202-484-96400.000	TO LOCAL ST (25% STATE ALLO	60,000.00	60,000.00	0.00	0.00	100.00
202-484-96410.000	MAIN STREET BOND ALLOCATION	0.00	0.00	0.00	0.00	0.00
202-484-96500.000	CONTINGENCY FUND	0.00	0.00	0.00	0.00	0.00
202-484-99200.000	TRANSFER TO CAPITAL PROJECTS	0.00	0.00	0.00	0.00	0.00
202-484-99310.000	TRANSFER TO STREET PROJECTS	0.00	0.00	0.00	0.00	0.00
202-484-99320.000	TRANSFER TO CAP OUT BRIDGE PROJECT	0.00	0.00	0.00	0.00	0.00
202-484-99330.000	TRANSFER TO GENERAL FUND FOR STREET PRO	0.00	0.00	0.00	0.00	0.00
202-484-99402.000	MATCH FOR TEDF GRANT	0.00	0.00	0.00	0.00	0.00
Total Dept 484 - ALLOCATIONS		60,000.00	60,000.00	0.00	0.00	100.00
Dept 485 - NON MOTORIZED SUPPLIES						
202-485-74000.000	OPERATING SUPPLIES/NON MOTORIZED	0.00	0.00	0.00	0.00	0.00
202-485-96600.000	SIDEWALKS	0.00	0.00	0.00	0.00	0.00
Total Dept 485 - NON MOTORIZED SUPPLIES		0.00	0.00	0.00	0.00	0.00
Dept 706 - CONTINGENCY FUNDS						
202-706-99331.000	TRANSFER TO CDBG PROJECT 2021	0.00	0.00	0.00	0.00	0.00
Total Dept 706 - CONTINGENCY FUNDS		0.00	0.00	0.00	0.00	0.00
TOTAL EXPENDITURES		456,771.10	403,508.92	141.18	53,262.18	88.34
Fund 202 - MAJOR STREETS:						
TOTAL REVENUES		383,276.11	278,626.22	26,132.70	104,649.89	72.70
TOTAL EXPENDITURES		456,771.10	403,508.92	141.18	53,262.18	88.34
NET OF REVENUES & EXPENDITURES		(73,494.99)	(124,882.70)	25,991.52	51,387.71	169.92

GL NUMBER	DESCRIPTION	2025-26 AMENDED BUDGET	YTD BALANCE 06/30/2026 NORMAL (ABNORMAL)	ACTIVITY FOR MONTH 06/30/2026 INCREASE (DECREASE)	AVAILABLE BALANCE NORMAL (ABNORMAL)	% BDGT USED
Fund 203 - LOCAL STREETS						
Revenues						
Dept 000						
203-000-40000.000	FUNDS FORWARD	0.00	0.00	0.00	0.00	0.00
203-000-56800.000	FROM MAJOR ST. (25% STATE)	60,000.00	60,000.00	0.00	0.00	100.00
203-000-56900.000	WEIGHT AND GAS TAXES	94,603.23	91,307.69	8,800.13	3,295.54	96.52
203-000-57900.000	STATE GRANT REVENUE	24,000.00	0.00	0.00	24,000.00	0.00
203-000-66500.000	INTEREST	0.00	3,687.67	0.00	(3,687.67)	100.00
203-000-67000.000	MISC REVENUE	0.00	0.00	0.00	0.00	0.00
203-000-67100.000	INTEREST INCOME	2,200.00	0.00	0.00	2,200.00	0.00
Total Dept 000		180,803.23	154,995.36	8,800.13	25,807.87	85.73
TOTAL REVENUES		180,803.23	154,995.36	8,800.13	25,807.87	85.73
Expenditures						
Dept 451 - CONTRACT SERVICES						
203-451-80300.000	CONTRACT SERVICES/GRANTS	0.00	0.00	0.00	0.00	0.00
203-451-96500.000	CONTINGENCY FUND	0.00	0.00	0.00	0.00	0.00
Total Dept 451 - CONTRACT SERVICES		0.00	0.00	0.00	0.00	0.00
Dept 463 - TOTAL O & M						
203-463-70200.000	SALARIES & WAGES	29,328.87	24,781.34	0.00	4,547.53	84.49
203-463-71500.000	SOCIAL SECURITY	2,255.98	1,895.71	0.00	360.27	84.03
203-463-71700.000	UNEMPLOYMENT INS	0.00	3.11	0.00	(3.11)	100.00
203-463-75020.000	UNIFORM	1,400.00	564.57	141.18	835.43	40.33
203-463-77500.000	REP,MAINT, OPER SUPPLIES	25,000.00	22,008.51	0.00	2,991.49	88.03
203-463-77526.000	RIGHT-OF-WAY TREE REMOVAL	10,000.00	0.00	0.00	10,000.00	0.00
203-463-86000.000	EQUIPMENT FEES	25,000.00	17,679.37	0.00	7,320.63	70.72
203-463-90000.000	PRINTING & PUBLISHING	0.00	44.44	0.00	(44.44)	100.00
203-463-91000.000	HOSP & LIFE INS	7,110.85	6,819.25	0.00	291.60	95.90
203-463-91100.000	COMP INSURANCE	757.66	489.77	0.00	267.89	64.64
203-463-91200.000	PENSION	1,750.37	955.07	0.00	795.30	54.56
203-463-91500.000	FRINGE BENEFIT COST	0.00	0.00	0.00	0.00	0.00
203-463-95800.000	EMPLOYEE MEDICAL BENEFIT	0.00	0.00	0.00	0.00	0.00
203-463-97000.000	CAPITAL OUTLAY	63,613.03	63,613.03	0.00	0.00	100.00
Total Dept 463 - TOTAL O & M		166,216.76	138,854.17	141.18	27,362.59	83.54
Dept 478 - TOTAL WINTER						
203-478-70200.000	SALARIES & WAGES	7,332.22	3,585.36	0.00	3,746.86	48.90
203-478-71500.000	SOCIAL SECURITY	564.00	274.28	0.00	289.72	48.63
203-478-71700.000	UNEMPLOYMENT INS	0.00	1.09	0.00	(1.09)	100.00
203-478-74000.000	OPERATING SUPPLIES	4,000.00	817.55	0.00	3,182.45	20.44
203-478-86000.000	EQUIPMENT FEES	7,000.00	3,831.38	0.00	3,168.62	54.73
203-478-91000.000	HOSP & LIFE INS	1,777.71	951.76	0.00	825.95	53.54
203-478-91200.000	PENSION	437.59	213.33	0.00	224.26	48.75
203-478-91500.000	FRINGE BENEFIT COST	0.00	0.00	0.00	0.00	0.00
Total Dept 478 - TOTAL WINTER		21,111.52	9,674.75	0.00	11,436.77	45.83
Dept 483 - TOTAL ADMIN						

GL NUMBER	DESCRIPTION	2025-26 AMENDED BUDGET	YTD BALANCE 06/30/2026 NORMAL (ABNORMAL)	ACTIVITY FOR MONTH 06/30/2026 INCREASE (DECREASE)	AVAILABLE BALANCE NORMAL (ABNORMAL)	% BDGT USED
Fund 203 - LOCAL STREETS						
Expenditures						
203-483-70200.000	SALARIES & WAGES	6,377.42	6,023.34	0.00	354.08	94.45
203-483-71500.000	SOCIAL SECURITY	487.87	456.52	0.00	31.35	93.57
203-483-71700.000	UNEMPLOYMENT INS	0.00	0.49	0.00	(0.49)	100.00
203-483-72700.000	OFFICE SUPPLIES/POSTAGE	300.00	0.00	0.00	300.00	0.00
203-483-72901.000	COPIER MAINT EXPENSE	1,250.00	507.71	0.00	742.29	40.62
203-483-77510.000	COMPUTER	100.00	0.00	0.00	100.00	0.00
203-483-80100.000	AUDIT EXPENSE	0.00	0.00	0.00	0.00	0.00
203-483-90000.000	PRINTING & PUBLISHING	0.00	0.00	0.00	0.00	0.00
203-483-91000.000	HOSP & LIFE INS	2,517.43	2,437.62	0.00	79.81	96.83
203-483-91200.000	PENSION	370.95	343.62	0.00	27.33	92.63
203-483-91500.000	FRINGE BENEFIT COST	0.00	0.00	0.00	0.00	0.00
203-483-96500.000	CONTINGENCY FUND	0.00	0.00	0.00	0.00	0.00
203-483-99000.000	TRANSFER OUT	0.00	0.00	0.00	0.00	0.00
203-483-99330.000	TRANSFER TO GENERAL FUND FOR STREET PRO	0.00	0.00	0.00	0.00	0.00
203-483-99930.000	TRANSFER GEN ACT-ASSET MGMT PLAN	0.00	0.00	0.00	0.00	0.00
Total Dept 483 - TOTAL ADMIN		11,403.67	9,769.30	0.00	1,634.37	85.67
Dept 484 - ALLOCATIONS						
203-484-99310.000	TRANSFER TO STREET PROJECTS	0.00	0.00	0.00	0.00	0.00
203-484-99402.000	MATCH FOR TEDF GRANT	0.00	0.00	0.00	0.00	0.00
Total Dept 484 - ALLOCATIONS		0.00	0.00	0.00	0.00	0.00
Dept 485 - NON MOTORIZED SUPPLIES						
203-485-96600.000	SIDEWALKS	0.00	0.00	0.00	0.00	0.00
Total Dept 485 - NON MOTORIZED SUPPLIES		0.00	0.00	0.00	0.00	0.00
TOTAL EXPENDITURES		198,731.95	158,298.22	141.18	40,433.73	79.65
Fund 203 - LOCAL STREETS:						
TOTAL REVENUES		180,803.23	154,995.36	8,800.13	25,807.87	85.73
TOTAL EXPENDITURES		198,731.95	158,298.22	141.18	40,433.73	79.65
NET OF REVENUES & EXPENDITURES		(17,928.72)	(3,302.86)	8,658.95	(14,625.86)	18.42

GL NUMBER	DESCRIPTION	2025-26 AMENDED BUDGET	YTD BALANCE 06/30/2026 NORMAL (ABNORMAL)	ACTIVITY FOR MONTH 06/30/2026 INCREASE (DECREASE)	AVAILABLE BALANCE NORMAL (ABNORMAL)	% BDGT USED
Fund 231 - POLICE EQUIPMENT						
Revenues						
Dept 000						
231-000-65000.000	OUIL INCOME	1,000.00	0.00	0.00	1,000.00	0.00
231-000-66500.000	INTEREST	0.00	1,239.60	0.00	(1,239.60)	100.00
231-000-67000.000	MISCELLANEOUS REVENUE	200.00	0.00	0.00	200.00	0.00
231-000-67010.000	SALE OF PROPERTY	0.00	0.00	0.00	0.00	0.00
231-000-67011.000	CCW CLASS INCOME	0.00	0.00	0.00	0.00	0.00
231-000-67400.000	CONTRIBUTIONS	0.00	0.00	0.00	0.00	0.00
Total Dept 000		1,200.00	1,239.60	0.00	(39.60)	103.30
TOTAL REVENUES		1,200.00	1,239.60	0.00	(39.60)	103.30
Expenditures						
Dept 000						
231-000-92500.000	TRANSFER IN-GENERAL	0.00	0.00	0.00	0.00	0.00
Total Dept 000		0.00	0.00	0.00	0.00	0.00
Dept 305 - POLICE						
231-305-74000.000	OPERATING SUPPLIES	300.00	0.00	0.00	300.00	0.00
231-305-94000.000	RENTALS	0.00	0.00	0.00	0.00	0.00
231-305-95600.000	MISCELLANEOUS	0.00	0.00	0.00	0.00	0.00
231-305-97000.000	CAPITAL OUTLAY	27,023.30	27,023.30	0.00	0.00	100.00
Total Dept 305 - POLICE		27,323.30	27,023.30	0.00	300.00	98.90
TOTAL EXPENDITURES		27,323.30	27,023.30	0.00	300.00	98.90
Fund 231 - POLICE EQUIPMENT:						
TOTAL REVENUES		1,200.00	1,239.60	0.00	(39.60)	103.30
TOTAL EXPENDITURES		27,323.30	27,023.30	0.00	300.00	98.90
NET OF REVENUES & EXPENDITURES		(26,123.30)	(25,783.70)	0.00	(339.60)	98.70

GL NUMBER	DESCRIPTION	2025-26 AMENDED BUDGET	YTD BALANCE 06/30/2026 NORMAL (ABNORMAL)	ACTIVITY FOR MONTH 06/30/2026 INCREASE (DECREASE)	AVAILABLE BALANCE NORMAL (ABNORMAL)	% BDGT USED
Fund 245 - REFUSE						
Revenues						
Dept 000						
245-000-40000.000	FUND FORWARDED	0.00	0.00	0.00	0.00	0.00
245-000-66500.000	INTEREST	2,000.00	1,218.23	0.00	781.77	60.91
245-000-67000.000	MISC REVENUES	0.00	0.00	0.00	0.00	0.00
245-000-67100.000	INTEREST INCOME	0.00	0.00	0.00	0.00	0.00
245-000-67901.000	REFUSE COLLECTION	205,717.24	267,435.39	16,066.57	(61,718.15)	130.00
245-000-67910.000	FUNDS FROM GENERAL FOR BRUSH PICKUP	0.00	0.00	0.00	0.00	0.00
Total Dept 000		207,717.24	268,653.62	16,066.57	(60,936.38)	129.34
TOTAL REVENUES		207,717.24	268,653.62	16,066.57	(60,936.38)	129.34
Expenditures						
Dept 525 - RECYCLING & BRUSH COLLECTION						
245-525-80140.000	REFUSE CONTRACT	193,361.25	193,322.16	16,293.87	39.09	99.98
245-525-86300.000	CURBSIDE BRUSH PICKUP	0.00	0.00	0.00	0.00	0.00
245-525-95600.000	MISCELLANEOUS	3,000.00	0.00	0.00	3,000.00	0.00
245-525-96200.000	BANK FEES	0.00	0.00	0.00	0.00	0.00
Total Dept 525 - RECYCLING & BRUSH COLLECTION		196,361.25	193,322.16	16,293.87	3,039.09	98.45
Dept 995 - TRANSFERS OUT						
245-995-99500.101	TRANSFER TO GENERAL FUND	36,389.73	36,389.73	0.00	0.00	100.00
Total Dept 995 - TRANSFERS OUT		36,389.73	36,389.73	0.00	0.00	100.00
TOTAL EXPENDITURES		232,750.98	229,711.89	16,293.87	3,039.09	98.69
Fund 245 - REFUSE:						
TOTAL REVENUES		207,717.24	268,653.62	16,066.57	(60,936.38)	129.34
TOTAL EXPENDITURES		232,750.98	229,711.89	16,293.87	3,039.09	98.69
NET OF REVENUES & EXPENDITURES		(25,033.74)	38,941.73	(227.30)	(63,975.47)	155.56

PERIOD ENDING 06/30/2026

GL NUMBER	DESCRIPTION	2025-26 AMENDED BUDGET	YTD BALANCE 06/30/2026 NORMAL (ABNORMAL)	ACTIVITY FOR MONTH 06/30/2026 INCREASE (DECREASE)	AVAILABLE BALANCE NORMAL (ABNORMAL)	% BDGT USED
Fund 248 - DDA						
Revenues						
Dept 000						
248-000-40000.000	FUNDS FORWARD	0.00	0.00	0.00	0.00	0.00
248-000-40200.000	CURRENT REAL PROP TAXES	21,986.10	22,986.96	0.00	(1,000.86)	104.55
248-000-50100.000	FEDERAL GRANTS	0.00	0.00	0.00	0.00	0.00
248-000-51000.000	EVENT REVENUE	12,000.00	18,565.00	0.00	(6,565.00)	154.71
248-000-60700.000	FEES	0.00	500.00	0.00	(500.00)	100.00
248-000-66500.000	INTEREST	2,500.00	3,027.17	0.00	(527.17)	121.09
248-000-67000.000	MISC REVENUES	0.00	0.00	0.00	0.00	0.00
Total Dept 000		36,486.10	45,079.13	0.00	(8,593.03)	123.55
TOTAL REVENUES		36,486.10	45,079.13	0.00	(8,593.03)	123.55
Expenditures						
Dept 728 - DDA EXPENSES						
248-728-70200.000	SALARIES & WAGES	0.00	0.00	0.00	0.00	0.00
248-728-71500.000	SOCIAL SECURITY	0.00	0.00	0.00	0.00	0.00
248-728-71700.000	UNEMPLOYMENT INS	0.00	0.00	0.00	0.00	0.00
248-728-72700.000	OFFICE SUPPLIES	0.00	0.00	0.00	0.00	0.00
248-728-72800.000	OPERATING SUPPLIES	0.00	8.47	0.00	(8.47)	100.00
248-728-72900.000	MAINTENANCE SUPPLIES	0.00	0.00	0.00	0.00	0.00
248-728-77500.000	REPAIRS	0.00	0.00	0.00	0.00	0.00
248-728-80000.000	CONTINGENCY	0.00	0.00	0.00	0.00	0.00
248-728-80130.000	PROFESSIONAL SERVICES	445.00	458.00	0.00	(13.00)	102.92
248-728-80300.000	TRANSFER TO CITY-ICE GRANT	0.00	0.00	0.00	0.00	0.00
248-728-89018.000	SEMINAR/TRAINING	500.00	210.00	0.00	290.00	42.00
248-728-89900.000	EVENT EXPENSES	10,000.00	13,597.04	2,060.00	(3,597.04)	135.97
248-728-90000.000	PRINTING & PUBLISHING	3,000.00	3,444.33	0.00	(444.33)	114.81
248-728-91000.000	HOSP & LIFE INS	0.00	0.00	0.00	0.00	0.00
248-728-91200.000	PENSION	0.00	0.00	0.00	0.00	0.00
248-728-95500.000	MISCELLANEOUS	0.00	0.00	0.00	0.00	0.00
248-728-96610.000	PLACE MAKING	500.00	54.61	0.00	445.39	10.92
248-728-96900.000	FACADE GRANTS	15,000.00	2,497.79	0.00	12,502.21	16.65
248-728-97000.000	CAPITAL OUTLAY	0.00	0.00	0.00	0.00	0.00
248-728-99960.000	COMMITMENT TO GENFUND FOR FACADE INSTAL	0.00	0.00	0.00	0.00	0.00
Total Dept 728 - DDA EXPENSES		29,445.00	20,270.24	2,060.00	9,174.76	68.84
TOTAL EXPENDITURES		29,445.00	20,270.24	2,060.00	9,174.76	68.84
Fund 248 - DDA:						
TOTAL REVENUES		36,486.10	45,079.13	0.00	(8,593.03)	123.55
TOTAL EXPENDITURES		29,445.00	20,270.24	2,060.00	9,174.76	68.84
NET OF REVENUES & EXPENDITURES		7,041.10	24,808.89	(2,060.00)	(17,767.79)	352.34

GL NUMBER	DESCRIPTION	2025-26 AMENDED BUDGET	YTD BALANCE 06/30/2026 NORMAL (ABNORMAL)	ACTIVITY FOR MONTH 06/30/2026 INCREASE (DECREASE)	AVAILABLE BALANCE NORMAL (ABNORMAL)	% BDGT USED
Fund 402 - CAPITAL PROJECTS/BRIDGES						
Revenues						
Dept 000						
402-000-52004.000	GRANT	0.00	0.00	0.00	0.00	0.00
402-000-58000.000	TRANSFER FROM OTHER FUNDS	0.00	0.00	0.00	0.00	0.00
Total Dept 000		0.00	0.00	0.00	0.00	0.00
TOTAL REVENUES		0.00	0.00	0.00	0.00	0.00
Expenditures						
Dept 263 - BUILDING & GROUNDS						
402-263-97100.000	CAPITAL PROJECTS (BRIDGE)	0.00	0.00	0.00	0.00	0.00
402-263-97200.000	TRANSFER OUT TO OTHER FUNDS	0.00	0.00	0.00	0.00	0.00
Total Dept 263 - BUILDING & GROUNDS		0.00	0.00	0.00	0.00	0.00
TOTAL EXPENDITURES		0.00	0.00	0.00	0.00	0.00
Fund 402 - CAPITAL PROJECTS/BRIDGES:						
TOTAL REVENUES		0.00	0.00	0.00	0.00	0.00
TOTAL EXPENDITURES		0.00	0.00	0.00	0.00	0.00
NET OF REVENUES & EXPENDITURES		0.00	0.00	0.00	0.00	0.00

REVENUE AND EXPENDITURE REPORT FOR CITY OF MORENCI

PERIOD ENDING 06/30/2026

GL NUMBER	DESCRIPTION	2025-26 AMENDED BUDGET	YTD BALANCE 06/30/2026 NORMAL (ABNORMAL)	ACTIVITY FOR MONTH 06/30/2026 INCREASE (DECREASE)	AVAILABLE BALANCE NORMAL (ABNORMAL)	% BDGT USED
Fund 404 - CDBG JOB TRAINING GRANT						
Revenues						
Dept 000						
404-000-40110.000	CDBG - GRANT MEDC CONTRIBUTION	0.00	0.00	0.00	0.00	0.00
404-000-67000.000	MISC REVENUES	0.00	0.00	0.00	0.00	0.00
Total Dept 000		0.00	0.00	0.00	0.00	0.00
TOTAL REVENUES		0.00	0.00	0.00	0.00	0.00
Expenditures						
Dept 263 - BUILDING & GROUNDS						
404-263-97111.000	CDBG JOB TRAINING EXPENSES KAMCO	0.00	0.00	0.00	0.00	0.00
Total Dept 263 - BUILDING & GROUNDS		0.00	0.00	0.00	0.00	0.00
TOTAL EXPENDITURES		0.00	0.00	0.00	0.00	0.00
Fund 404 - CDBG JOB TRAINING GRANT:						
TOTAL REVENUES		0.00	0.00	0.00	0.00	0.00
TOTAL EXPENDITURES		0.00	0.00	0.00	0.00	0.00
NET OF REVENUES & EXPENDITURES		0.00	0.00	0.00	0.00	0.00

GL NUMBER	DESCRIPTION	2025-26 AMENDED BUDGET	YTD BALANCE 06/30/2026 NORMAL (ABNORMAL)	ACTIVITY FOR MONTH 06/30/2026 INCREASE (DECREASE)	AVAILABLE BALANCE NORMAL (ABNORMAL)	% BDGT USED
Fund 405 - 2018 CAPITAL IMP BOND CONSTRUCTION						
Revenues						
Dept 000						
405-000-40511.000	CONTRIBUTION FROM EMS FUND	10,000.00	0.00	0.00	10,000.00	0.00
405-000-40512.000	GENERAL FUND REVENUE	30,428.00	0.00	0.00	30,428.00	0.00
405-000-40513.000	WATER IMPROVEMENT REVENUE	0.00	0.00	0.00	0.00	0.00
405-000-40514.000	WATER/SEWER O&M FUND REVENUE	30,000.00	0.00	0.00	30,000.00	0.00
405-000-40530.000	BOND CONTRIBUTION	0.00	0.00	0.00	0.00	0.00
405-000-66500.000	INTEREST	0.00	522.65	0.00	(522.65)	100.00
405-000-67000.000	MISC REVENUES	0.00	0.00	0.00	0.00	0.00
405-000-69900.101	TRANSFER FROM GENERAL FUND	0.00	0.00	0.00	0.00	0.00
405-000-69900.406	TRANSFER FROM EMS	0.00	0.00	0.00	0.00	0.00
405-000-69900.590	TRANSFER FROM SEWER FUND	0.00	0.00	0.00	0.00	0.00
405-000-69900.591	TRANSFER FROM WATER FUND	0.00	0.00	0.00	0.00	0.00
Total Dept 000		70,428.00	522.65	0.00	69,905.35	0.74
TOTAL REVENUES		70,428.00	522.65	0.00	69,905.35	0.74
Expenditures						
Dept 101 - CITY COUNCIL						
405-101-80130.000	PROFESSIONAL SERVICES	0.00	0.00	0.00	0.00	0.00
405-101-84000.000	BOND PAYMENT	70,428.00	69,440.00	0.00	988.00	98.60
405-101-97008.000	CP/HAMMONTREE DRIVE	0.00	0.00	0.00	0.00	0.00
Total Dept 101 - CITY COUNCIL		70,428.00	69,440.00	0.00	988.00	98.60
Dept 302 - WATER/SEWER EXPENSES						
405-302-97007.000	CP/WATERLINE & SANITARY SEWER LINE	0.00	0.00	0.00	0.00	0.00
Total Dept 302 - WATER/SEWER EXPENSES		0.00	0.00	0.00	0.00	0.00
Dept 345 - EMS EXPENSES						
405-345-97006.000	CP/CONSTRUCTION EMS BLDG ADDITION	0.00	0.00	0.00	0.00	0.00
Total Dept 345 - EMS EXPENSES		0.00	0.00	0.00	0.00	0.00
Dept 965 - TRANSFERS OUT / OTHER FINANCING USES						
405-965-99500.590	TRANSFER TO SEWER	0.00	0.00	0.00	0.00	0.00
405-965-99500.591	TRANSFER TO WATER	0.00	0.00	0.00	0.00	0.00
Total Dept 965 - TRANSFERS OUT / OTHER FINANCING USES		0.00	0.00	0.00	0.00	0.00
TOTAL EXPENDITURES		70,428.00	69,440.00	0.00	988.00	98.60
Fund 405 - 2018 CAPITAL IMP BOND CONSTRUCTION :						
TOTAL REVENUES		70,428.00	522.65	0.00	69,905.35	0.74
TOTAL EXPENDITURES		70,428.00	69,440.00	0.00	988.00	98.60
NET OF REVENUES & EXPENDITURES		0.00	(68,917.35)	0.00	68,917.35	100.00

REVENUE AND EXPENDITURE REPORT FOR CITY OF MORENCI

PERIOD ENDING 06/30/2026

GL NUMBER	DESCRIPTION	2025-26 AMENDED BUDGET	YTD BALANCE 06/30/2026 NORMAL (ABNORMAL)	ACTIVITY FOR MONTH 06/30/2026 INCREASE (DECREASE)	AVAILABLE BALANCE NORMAL (ABNORMAL)	% BDGT USED
Fund 406 - 2017 AMBULANCE PURCHASE ACT 99						
Revenues						
Dept 000						
406-000-40500.000	USDA GRANT MONEY	0.00	0.00	0.00	0.00	0.00
406-000-40510.000	EMS AMBULANCE SAVINGS	0.00	0.00	0.00	0.00	0.00
406-000-40520.000	ACT 99 INSTALLMENT LOAN USDA	0.00	0.00	0.00	0.00	0.00
406-000-67000.000	MISC REVENUES	0.00	0.00	0.00	0.00	0.00
Total Dept 000		0.00	0.00	0.00	0.00	0.00
TOTAL REVENUES		0.00	0.00	0.00	0.00	0.00
Expenditures						
Dept 345 - EMS EXPENSES						
406-345-80130.000	PROFESSIONAL SERVICES	0.00	0.00	0.00	0.00	0.00
406-345-83000.000	PMT ON AMBULANCE ACT 99 LOAN	0.00	0.00	0.00	0.00	0.00
406-345-97005.000	CAPITAL OUTLAY/2017 AMBULANCE PURCHASE	0.00	0.00	0.00	0.00	0.00
Total Dept 345 - EMS EXPENSES		0.00	0.00	0.00	0.00	0.00
TOTAL EXPENDITURES		0.00	0.00	0.00	0.00	0.00
Fund 406 - 2017 AMBULANCE PURCHASE ACT 99:						
TOTAL REVENUES		0.00	0.00	0.00	0.00	0.00
TOTAL EXPENDITURES		0.00	0.00	0.00	0.00	0.00
NET OF REVENUES & EXPENDITURES		0.00	0.00	0.00	0.00	0.00

GL NUMBER	DESCRIPTION	2025-26 AMENDED BUDGET	YTD BALANCE 06/30/2026 NORMAL (ABNORMAL)	ACTIVITY FOR MONTH 06/30/2026 INCREASE (DECREASE)	AVAILABLE BALANCE NORMAL (ABNORMAL)	% BDGT USED
Fund 444 - CITATION FUND REVENUE						
Revenues						
Dept 000						
444-000-66500.000	INTEREST	0.00	1.33	0.00	(1.33)	100.00
Total Dept 000		0.00	1.33	0.00	(1.33)	100.00
TOTAL REVENUES		0.00	1.33	0.00	(1.33)	100.00
Expenditures						
Dept 910						
444-910-95604.000	MISC EXPENSES	0.00	0.00	0.00	0.00	0.00
Total Dept 910		0.00	0.00	0.00	0.00	0.00
TOTAL EXPENDITURES		0.00	0.00	0.00	0.00	0.00
Fund 444 - CITATION FUND REVENUE:						
TOTAL REVENUES		0.00	1.33	0.00	(1.33)	100.00
TOTAL EXPENDITURES		0.00	0.00	0.00	0.00	0.00
NET OF REVENUES & EXPENDITURES		0.00	1.33	0.00	(1.33)	100.00

GL NUMBER	DESCRIPTION	2025-26 AMENDED BUDGET	YTD BALANCE 06/30/2026 NORMAL (ABNORMAL)	ACTIVITY FOR MONTH 06/30/2026 INCREASE (DECREASE)	AVAILABLE BALANCE NORMAL (ABNORMAL)	% BDGT USED
Fund 445 - CDBG WATER-RELATED INFRASTRUCTURE GRANT						
Revenues						
Dept 000						
445-000-53900.000	CDBG WRI GRANT PROCEEDS	0.00	404,175.75	0.00	(404,175.75)	100.00
445-000-57900.000	STATE GRANT REVENUE	0.00	63,166.20	0.00	(63,166.20)	100.00
445-000-60700.000	FEES	0.00	0.00	0.00	0.00	0.00
445-000-66500.000	INTEREST	0.00	2,894.02	0.00	(2,894.02)	100.00
445-000-67000.000	GRANT REVENUES	0.00	0.00	0.00	0.00	0.00
445-000-67100.000	GRANT REVENUE	0.00	0.00	0.00	0.00	0.00
445-000-69900.101	TRANSFER FROM GENERAL FUND	0.00	0.00	0.00	0.00	0.00
445-000-69900.202	TRANSFER FROM MAJOR STREETS	0.00	0.00	0.00	0.00	0.00
445-000-69900.590	TRANSFER FROM SEWER FUND	0.00	0.00	0.00	0.00	0.00
445-000-69900.591	TRANSFER FROM WATER FUND	0.00	0.00	0.00	0.00	0.00
Total Dept 000		0.00	470,235.97	0.00	(470,235.97)	100.00
TOTAL REVENUES		0.00	470,235.97	0.00	(470,235.97)	100.00
Expenditures						
Dept 000						
445-000-99000.202	TRANSFER FROM MAJOR STREET	0.00	0.00	0.00	0.00	0.00
445-000-99000.590	TRANSFER FROM SEWER	0.00	0.00	0.00	0.00	0.00
445-000-99000.591	TRANSFER FROM WATER	0.00	66,976.20	0.00	(66,976.20)	100.00
Total Dept 000		0.00	66,976.20	0.00	(66,976.20)	100.00
Dept 910						
445-910-95604.000	GRANT EXPENSES	0.00	618,666.77	0.00	(618,666.77)	100.00
Total Dept 910		0.00	618,666.77	0.00	(618,666.77)	100.00
TOTAL EXPENDITURES		0.00	685,642.97	0.00	(685,642.97)	100.00
Fund 445 - CDBG WATER-RELATED INFRASTRUCTURE GRANT:						
TOTAL REVENUES		0.00	470,235.97	0.00	(470,235.97)	100.00
TOTAL EXPENDITURES		0.00	685,642.97	0.00	(685,642.97)	100.00
NET OF REVENUES & EXPENDITURES		0.00	(215,407.00)	0.00	215,407.00	100.00

GL NUMBER	DESCRIPTION	2025-26 AMENDED BUDGET	YTD BALANCE 06/30/2026 NORMAL (ABNORMAL)	ACTIVITY FOR MONTH 06/30/2026 INCREASE (DECREASE)	AVAILABLE BALANCE NORMAL (ABNORMAL)	% BDGT USED
Fund 456 - FIRE DEPT SINKING FUND						
Revenues						
Dept 000						
456-000-40512.000	GENERAL FUND REVENUE	0.00	0.00	0.00	0.00	0.00
456-000-60000.000	FUNDS FWD	0.00	0.00	0.00	0.00	0.00
456-000-62600.000	FIRE RUNS	3,000.00	4,850.00	0.00	(1,850.00)	161.67
456-000-65000.000	DONATIONS/GRANTS	500.00	0.00	0.00	500.00	0.00
456-000-66500.000	INTEREST	250.00	518.82	0.00	(268.82)	207.53
456-000-67000.000	MISC. INCOME	0.00	0.00	0.00	0.00	0.00
456-000-67400.000	GRANTS	0.00	0.00	0.00	0.00	0.00
456-000-67610.000	TRANSFER IN (FIRE)	0.00	0.00	0.00	0.00	0.00
456-000-69300.000	SALE OF CAPITAL ASSESTS	0.00	0.00	0.00	0.00	0.00
Total Dept 000		3,750.00	5,368.82	0.00	(1,618.82)	143.17
TOTAL REVENUES		3,750.00	5,368.82	0.00	(1,618.82)	143.17
Expenditures						
Dept 502 - FIRE DEBT EXPENSES						
456-502-95600.000	MISC. AND/OR ALLOCATIONS	3,000.00	0.00	0.00	3,000.00	0.00
456-502-97000.000	CAPITAL OUTLAY	0.00	0.00	0.00	0.00	0.00
456-502-97700.000	NEW EQUIPMENT/GRANT MATCH	0.00	2,999.70	0.00	(2,999.70)	100.00
456-502-97770.000	FIRE TRUCK REPAIR/REPLACEMENT EXPENSES	0.00	0.00	0.00	0.00	0.00
456-502-97800.000	PROTECTIVE CLOTHING	0.00	0.00	0.00	0.00	0.00
456-502-97900.000	CONTINGENCY FUND	0.00	0.00	0.00	0.00	0.00
456-502-99000.000	TRANSFER OUT	0.00	0.00	0.00	0.00	0.00
Total Dept 502 - FIRE DEBT EXPENSES		3,000.00	2,999.70	0.00	0.30	99.99
TOTAL EXPENDITURES		3,000.00	2,999.70	0.00	0.30	99.99
Fund 456 - FIRE DEPT SINKING FUND:						
TOTAL REVENUES		3,750.00	5,368.82	0.00	(1,618.82)	143.17
TOTAL EXPENDITURES		3,000.00	2,999.70	0.00	0.30	99.99
NET OF REVENUES & EXPENDITURES		750.00	2,369.12	0.00	(1,619.12)	315.88

GL NUMBER	DESCRIPTION	2025-26 AMENDED BUDGET	YTD BALANCE 06/30/2026 NORMAL (ABNORMAL)	ACTIVITY FOR MONTH 06/30/2026 INCREASE (DECREASE)	AVAILABLE BALANCE NORMAL (ABNORMAL)	% BDGT USED
Fund 465 - EMS						
Revenues						
Dept 000						
465-000-42000.000	LOAN FOR HEART MONITORS	0.00	0.00	0.00	0.00	0.00
465-000-44000.000	FUNDS FORWARDED	0.00	0.00	0.00	0.00	0.00
465-000-44500.000	PEN & INT ON TAXES	0.00	293.08	0.00	(293.08)	100.00
465-000-52800.000	OTHER FEDERAL GRANTS	0.00	0.00	0.00	0.00	0.00
465-000-58100.000	DONATIONS/MEMORIALS	250.00	220.00	0.00	30.00	88.00
465-000-58200.000	PRIVATE PAY	0.00	0.00	0.00	0.00	0.00
465-000-58300.000	BC/BS PAYMENTS	0.00	0.00	0.00	0.00	0.00
465-000-58400.000	MEDICARE PAYMENTS	0.00	0.00	0.00	0.00	0.00
465-000-58500.000	MEDICAID PAYMENTS	0.00	0.00	0.00	0.00	0.00
465-000-58600.000	FULTON COUNTY PAYMENTS	15,000.00	0.00	0.00	15,000.00	0.00
465-000-58700.000	OTHER INSURANCES	0.00	0.00	0.00	0.00	0.00
465-000-58800.000	BILLING INCOME	170,000.00	161,465.61	880.40	8,534.39	94.98
465-000-59000.000	MORENCI HIGH SCHOOL	0.00	0.00	0.00	0.00	0.00
465-000-66500.000	INTEREST	4,800.00	4,764.18	0.00	35.82	99.25
465-000-67000.000	MISCELLANEOUS INCOME	0.00	0.00	0.00	0.00	0.00
465-000-67200.000	CITY/MIL-EMS OPERATING SERVICES	172,000.00	139,883.73	0.00	32,116.27	81.33
465-000-67301.000	SENECA/EMS OPERATING SERVICES	51,000.00	50,842.03	0.00	157.97	99.69
465-000-67400.000	MEDINA/EMS OPERATING SERVICES	38,000.00	38,152.31	0.00	(152.31)	100.40
465-000-67693.000	TRANSFER FROM GENERAL FUND	99,973.89	99,973.89	0.00	0.00	100.00
465-000-68000.000	FEMA GRANT	0.00	0.00	0.00	0.00	0.00
465-000-68100.000	10% TO SAVINGS FROM ALS AMBULANCE	0.00	0.00	0.00	0.00	0.00
465-000-68200.000	CITY /AMBULANCE SAVINGS 10% PORTION	0.00	0.00	0.00	0.00	0.00
465-000-68300.000	SENECA /AMBULANCE SAVINGS 10% PORTION	0.00	0.00	0.00	0.00	0.00
465-000-68400.000	MEDINA /AMBULANCE SAVINGS 10% PORTION	0.00	0.00	0.00	0.00	0.00
465-000-68500.000	CITY ADDTL 10% ADDED TO ALS 2013	0.00	0.00	0.00	0.00	0.00
465-000-69820.000	AMBULANCE SAVINGS/FUNDS FWD	0.00	0.00	0.00	0.00	0.00
Total Dept 000		551,023.89	495,594.83	880.40	55,429.06	89.94
TOTAL REVENUES		551,023.89	495,594.83	880.40	55,429.06	89.94
Expenditures						
Dept 000						
465-000-90000.000	LEASE-FINANCING PURCHSE	0.00	0.00	0.00	0.00	0.00
Total Dept 000		0.00	0.00	0.00	0.00	0.00
Dept 345 - EMS EXPENSES						
465-345-70200.000	SALARIES & WAGES	403,102.50	0.00	0.00	403,102.50	0.00
465-345-70300.000	OVERTIME	0.00	48,148.36	0.00	(48,148.36)	100.00
465-345-70601.000	ADMINISTRATIVE WAGE	0.00	11,000.00	0.00	(11,000.00)	100.00
465-345-70701.000	PARAMEDIC WAGES	0.00	110,374.08	0.00	(110,374.08)	100.00
465-345-70810.000	EMT WAGES	0.00	198,235.93	0.00	(198,235.93)	100.00
465-345-71500.000	SOCIAL SECURITY	30,837.34	27,800.07	0.00	3,037.27	90.15
465-345-71700.000	UNEMP INSURANCE	0.00	39.35	0.00	(39.35)	100.00
465-345-72700.000	OFFICE SUPPLIES/POSTAGE	1,500.00	469.51	0.00	1,030.49	31.30
465-345-73700.000	LICENSE / FEES	1,500.00	3,301.36	0.00	(1,801.36)	220.09
465-345-74002.000	MEDICAL SUPPLIES	5,500.00	2,948.15	0.00	2,551.85	53.60
465-345-74100.000	GAS & OIL: VEHICLES	12,500.00	7,041.09	356.29	5,458.91	56.33
465-345-76000.000	BILLING SERVICES	7,050.00	4,594.00	0.00	2,456.00	65.16
465-345-77000.000	EMPLOYEE UNIFORMS	1,500.00	81.54	0.00	1,418.46	5.44
465-345-77520.000	NEW EQUIPMENT	0.00	0.00	0.00	0.00	0.00
465-345-77800.000	EQUIP/VEHICLE MAINTENANCE	5,000.00	4,281.35	0.00	718.65	85.63

GL NUMBER	DESCRIPTION	2025-26 AMENDED BUDGET	YTD BALANCE 06/30/2026 NORMAL (ABNORMAL)	ACTIVITY FOR MONTH 06/30/2026 INCREASE (DECREASE)	AVAILABLE BALANCE NORMAL (ABNORMAL)	% BDGT USED
Fund 465 - EMS						
Expenditures						
465-345-80130.000	PROFESSIONAL WAGES	0.00	0.00	0.00	0.00	0.00
465-345-85000.000	PHONE	6,000.00	5,065.93	216.34	934.07	84.43
465-345-91000.000	HOSP & LIFE INS	80,967.26	58,078.57	0.00	22,888.69	71.73
465-345-91100.000	WORKERS COMP. INSURANCE	3,286.11	2,980.60	0.00	305.51	90.70
465-345-91200.000	PENSION	24,186.15	13,612.30	0.00	10,573.85	56.28
465-345-91300.000	FLEET/LIABILITY/PROPERTY IN	6,945.75	6,801.28	0.00	144.47	97.92
465-345-91500.000	FRINGE BENEFIT COST	0.00	0.00	0.00	0.00	0.00
465-345-92000.000	ELECTRICITY	3,750.00	2,984.99	0.00	765.01	79.60
465-345-92202.000	HEATING	2,500.00	2,579.25	106.67	(79.25)	103.17
465-345-93000.000	REPAIR & MAINT: B&G	1,500.00	903.17	0.00	596.83	60.21
465-345-95500.000	MISCELLANEOUS	0.00	728.38	0.00	(728.38)	100.00
465-345-95700.000	CLASS EXPENSE/TRAINING	3,500.00	2,859.20	0.00	640.80	81.69
465-345-96500.000	CONTINGENCY FUND	0.00	0.00	0.00	0.00	0.00
465-345-96700.000	COMPUTERS/RADIOS/PAGERS	1,500.00	0.00	0.00	1,500.00	0.00
465-345-97000.000	CAPITAL OUTLAY	0.00	0.00	0.00	0.00	0.00
465-345-97001.000	CAPITAL OUTLAY/BUILDING FUND	0.00	0.00	0.00	0.00	0.00
465-345-97005.000	CAPITAL OUTLAY/2017 AMBULANCE PURCHASE	0.00	0.00	0.00	0.00	0.00
465-345-97700.000	AMBULANCE SAVINGS	0.00	0.00	0.00	0.00	0.00
465-345-97800.000	MEDICAL EQUIP. REPLACEMENT	0.00	0.00	0.00	0.00	0.00
465-345-97810.000	EQUIPMENT REPLACEMENT	2,000.00	0.00	0.00	2,000.00	0.00
465-345-97900.000	AMBULANCE PURCHASE	0.00	0.00	0.00	0.00	0.00
465-345-98700.000	AMBULANCE PAYMENTS	0.00	0.00	0.00	0.00	0.00
465-345-98800.000	LINE OF CREDIT PAYMENT	0.00	0.00	0.00	0.00	0.00
465-345-99200.000	LEASE PMT. TO LHA	0.00	0.00	0.00	0.00	0.00
465-345-99300.000	TRANSFER TO 2018 CAP IMP PROJECT FUNDS	0.00	0.00	0.00	0.00	0.00
465-345-99400.000	TRANSFER CAP OUTLAY AMB ACT 99 LOAN	0.00	0.00	0.00	0.00	0.00
465-345-99500.000	MORENCI ADMINISTRATION FEE	0.00	0.00	0.00	0.00	0.00
Total Dept 345 - EMS EXPENSES		604,625.11	514,908.46	679.30	89,716.65	85.16
TOTAL EXPENDITURES		604,625.11	514,908.46	679.30	89,716.65	85.16
Fund 465 - EMS:						
TOTAL REVENUES		551,023.89	495,594.83	880.40	55,429.06	89.94
TOTAL EXPENDITURES		604,625.11	514,908.46	679.30	89,716.65	85.16
NET OF REVENUES & EXPENDITURES		(53,601.22)	(19,313.63)	201.10	(34,287.59)	36.03

GL NUMBER	DESCRIPTION	2025-26 AMENDED BUDGET	YTD BALANCE 06/30/2026 NORMAL (ABNORMAL)	ACTIVITY FOR MONTH 06/30/2026 INCREASE (DECREASE)	AVAILABLE BALANCE NORMAL (ABNORMAL)	% BDGT USED
Fund 590 - SEWER FUND						
Revenues						
Dept 000						
590-000-52800.000	OTHER FEDERAL GRANTS	0.00	0.00	0.00	0.00	0.00
590-000-60700.000	FEES	0.00	0.00	0.00	0.00	0.00
590-000-64200.000	SALES	262,637.38	287,534.21	13,423.70	(24,896.83)	109.48
590-000-64202.000	SANITARY ACCESS CHARGE	226,696.66	226,926.81	19,038.08	(230.15)	100.10
590-000-64300.000	EXTRA WATER METER SALES	3,000.00	5,646.24	0.00	(2,646.24)	188.21
590-000-64400.000	SEWER REPLACEMENT COLLECTION	0.00	0.00	0.00	0.00	0.00
590-000-64450.000	WATER IMPROVEMENT SAVINGS	0.00	0.00	0.00	0.00	0.00
590-000-66500.000	INTEREST	4,000.00	4,511.17	0.00	(511.17)	112.78
590-000-67000.000	MISC REVENUES	500.00	202.91	0.00	297.09	40.58
590-000-67001.000	MISC REIMBURSED ACTIVITY	0.00	0.00	0.00	0.00	0.00
590-000-67201.000	LAGOON SLUDGE	0.00	0.00	0.00	0.00	0.00
590-000-67202.000	WATER TOWER LEASE	0.00	0.00	0.00	0.00	0.00
590-000-67902.000	SEWER ASSESSMENT	0.00	0.00	0.00	0.00	0.00
590-000-69900.405	TRANS FROM CAP IMPROVE	0.00	0.00	0.00	0.00	0.00
Total Dept 000		496,834.04	524,821.34	32,461.78	(27,987.30)	105.63
Dept 400 - BLDG/ELEC/RENTAL						
590-400-67300.000	GAIN / LOSS ON ASSET DISPOSAL	0.00	0.00	0.00	0.00	0.00
Total Dept 400 - BLDG/ELEC/RENTAL		0.00	0.00	0.00	0.00	0.00
TOTAL REVENUES		496,834.04	524,821.34	32,461.78	(27,987.30)	105.63
Expenditures						
Dept 302 - WATER/SEWER EXPENSES						
590-302-70200.000	SALARIES & WAGES	137,214.51	129,754.35	0.00	7,460.16	94.56
590-302-70300.000	OVERTIME	0.00	2,342.00	0.00	(2,342.00)	100.00
590-302-71500.000	SOCIAL SECURITY	10,529.43	10,057.28	0.00	472.15	95.52
590-302-71700.000	UNEMPLOYMENT INS	0.00	14.91	0.00	(14.91)	100.00
590-302-72700.000	OFFICE SUPPLIES & POSTAGE	3,000.00	3,823.66	0.00	(823.66)	127.46
590-302-72900.000	MAINTENANCE SUPPLIES	3,500.00	3,578.38	0.00	(78.38)	102.24
590-302-74000.000	OPERATING SUPPLIES	25,000.00	9,692.81	0.00	15,307.19	38.77
590-302-75020.000	UNIFORM	2,400.00	714.10	141.20	1,685.90	29.75
590-302-77510.000	COMPUTER FEE/SUPPORT/EXPENSE	2,500.00	349.00	0.00	2,151.00	13.96
590-302-77520.000	NEW EQUIPMENT	0.00	0.00	0.00	0.00	0.00
590-302-80100.000	AUDIT	9,166.67	9,166.67	0.00	0.00	100.00
590-302-80130.000	PROFESSIONAL SERVICES	5,000.00	550.00	0.00	4,450.00	11.00
590-302-80405.000	LAGOON SAMPLES	5,500.00	1,881.00	0.00	3,619.00	34.20
590-302-81700.000	DUES & MEMBERSHIP	1,000.00	437.50	437.50	562.50	43.75
590-302-85000.000	PHONE	1,250.00	531.21	53.56	718.79	42.50
590-302-86000.000	EQUIPMENT FEES	25,000.00	18,553.10	0.00	6,446.90	74.21
590-302-86100.000	MOWING CONTRACT	0.00	0.00	0.00	0.00	0.00
590-302-90000.000	PRINTING & PUBLISHING	0.00	73.50	0.00	(73.50)	100.00
590-302-91000.000	HOSP & LIFE INS	40,783.03	36,889.32	0.00	3,893.71	90.45
590-302-91100.000	COMP INSURANCE	2,500.00	260.85	0.00	2,239.15	10.43
590-302-91200.000	PENSION	7,860.83	6,650.24	0.00	1,210.59	84.60
590-302-91300.000	FLEET/EQUIP INSURANCE	4,472.28	0.00	0.00	4,472.28	0.00
590-302-91500.000	FRINGE BENEFIT COST	0.00	0.00	0.00	0.00	0.00
590-302-91600.000	FLEET/PROFESSIONAL LIABILIT	0.00	4,472.28	0.00	(4,472.28)	100.00
590-302-92000.000	ELECTRICITY	14,500.00	14,504.36	0.00	(4.36)	100.03
590-302-92200.000	NATURAL GAS	1,200.00	209.95	0.00	990.05	17.50
590-302-92203.000	NATURAL GAS	0.00	3,087.51	252.10	(3,087.51)	100.00

GL NUMBER	DESCRIPTION	2025-26 AMENDED BUDGET	YTD BALANCE 06/30/2026 NORMAL (ABNORMAL)	ACTIVITY FOR MONTH 06/30/2026 INCREASE (DECREASE)	AVAILABLE BALANCE NORMAL (ABNORMAL)	% BDGT USED
Fund 590 - SEWER FUND						
Expenditures						
590-302-95600.000	MISC. AND/OR ALLOCATIONS	225.00	0.00	0.00	225.00	0.00
590-302-95708.000	TRAINING AND SCHOOLING	3,000.00	0.00	0.00	3,000.00	0.00
590-302-95800.000	EMPLOYEE MEDICAL BENEFIT	0.00	0.00	0.00	0.00	0.00
590-302-96000.000	EQUIPMENT RENTAL	0.00	1,122.77	0.00	(1,122.77)	100.00
590-302-96200.000	BANK FEES	0.00	0.00	0.00	0.00	0.00
590-302-96500.000	CONTINGENCY FUND	0.00	0.00	0.00	0.00	0.00
590-302-97000.000	CAPITAL OUTLAY	150,000.00	19,973.35	0.00	130,026.65	13.32
590-302-97400.000	LAGOON TRANSFER FROM IMPROVE	0.00	0.00	0.00	0.00	0.00
590-302-97450.000	SEWER REPLACEMENT TRANSFER FROM IMPROVE	0.00	0.00	0.00	0.00	0.00
590-302-98050.000	DEPRECIATION EXPENSE	0.00	0.00	0.00	0.00	0.00
590-302-99300.000	TRANSFER TO 2018 CAP IMP PROJECT FUNDS	0.00	0.00	0.00	0.00	0.00
590-302-99510.000	DEBT RETIREMENT (WATER)	0.00	0.00	0.00	0.00	0.00
590-302-99520.000	DEBT RETIREMENT (SEWER)	53,938.91	47,716.66	0.00	6,222.25	88.46
590-302-99600.000	BOND INTEREST PAYMENT (WATER)	0.00	0.00	0.00	0.00	0.00
590-302-99800.000	DEPRECIATION	0.00	0.00	0.00	0.00	0.00
590-302-99930.000	TRANSFER GEN ACT-ASSET MGMT PLAN	0.00	0.00	0.00	0.00	0.00
590-302-99940.000	TRANSFER OUT EQUIP-BACKHOE LOAN	0.00	0.00	0.00	0.00	0.00
590-302-99950.000	LOAN TO EQUIPMENT FUND	0.00	0.00	0.00	0.00	0.00
Total Dept 302 - WATER/SEWER EXPENSES		509,540.66	326,406.76	884.36	183,133.90	64.06
Dept 403 - WATER/SEWER EXPENSES						
590-403-99800.000	DEPRECIATION	0.00	0.00	0.00	0.00	0.00
590-403-99941.000	TRANSFER TO GENERAL FUND	0.00	0.00	0.00	0.00	0.00
Total Dept 403 - WATER/SEWER EXPENSES		0.00	0.00	0.00	0.00	0.00
Dept 706 - CONTINGENCY FUNDS						
590-706-99331.000	TRANSFER TO CDBG PROJECT 2021	0.00	0.00	0.00	0.00	0.00
Total Dept 706 - CONTINGENCY FUNDS		0.00	0.00	0.00	0.00	0.00
Dept 965 - TRANSFERS OUT / OTHER FINANCING USES						
590-965-99500.405	TRANSFER TO CAP IMPROVE FUND	0.00	0.00	0.00	0.00	0.00
Total Dept 965 - TRANSFERS OUT / OTHER FINANCING USES		0.00	0.00	0.00	0.00	0.00
TOTAL EXPENDITURES		509,540.66	326,406.76	884.36	183,133.90	64.06
Fund 590 - SEWER FUND:						
TOTAL REVENUES		496,834.04	524,821.34	32,461.78	(27,987.30)	105.63
TOTAL EXPENDITURES		509,540.66	326,406.76	884.36	183,133.90	64.06
NET OF REVENUES & EXPENDITURES		(12,706.62)	198,414.58	31,577.42	(211,121.20)	1,561.51

GL NUMBER	DESCRIPTION	2025-26 AMENDED BUDGET	YTD BALANCE 06/30/2026 NORMAL (ABNORMAL)	ACTIVITY FOR MONTH 06/30/2026 INCREASE (DECREASE)	AVAILABLE BALANCE NORMAL (ABNORMAL)	% BDGT USED
Fund 591 - WATER FUND						
Revenues						
Dept 000						
591-000-52800.000	OTHER FEDERAL GRANTS	0.00	0.00	0.00	0.00	0.00
591-000-60700.000	FEES	0.00	2,000.00	0.00	(2,000.00)	100.00
591-000-64200.000	SALES	336,888.14	371,828.76	17,007.20	(34,940.62)	110.37
591-000-64201.000	WILLINGNESS TO SERVE -- WATER	296,012.96	294,499.27	24,561.06	1,513.69	99.49
591-000-64300.000	EXTRA WATER METER SALES	0.00	0.00	0.00	0.00	0.00
591-000-64400.000	SEWER REPLACEMENT COLLECTION	0.00	0.00	0.00	0.00	0.00
591-000-66400.000	INTEREST INCOME	0.00	0.00	0.00	0.00	0.00
591-000-66500.000	INTEREST	4,000.00	9,179.95	0.00	(5,179.95)	229.50
591-000-67000.000	MISC REVENUES	500.00	202.91	0.00	297.09	40.58
591-000-67001.000	MISC REIMBURSED ACTIVITY	0.00	0.00	0.00	0.00	0.00
591-000-67201.000	LAGOON SLUDGE	0.00	0.00	0.00	0.00	0.00
591-000-67202.000	WATER TOWER LEASE	3,250.00	826.32	0.00	2,423.68	25.43
591-000-67700.000	EQUIPMENT FUND LOAN PAYMENT	0.00	0.00	0.00	0.00	0.00
591-000-67902.000	SEWER ASSESSMENT	0.00	0.00	0.00	0.00	0.00
591-000-69900.405	TRANS FROM CAP IMPROVE	0.00	0.00	0.00	0.00	0.00
Total Dept 000		640,651.10	678,537.21	41,568.26	(37,886.11)	105.91
Dept 400 - BLDG/ELEC/RENTAL						
591-400-67300.000	GAIN / LOSS ON ASSET DISPOSAL	0.00	0.00	0.00	0.00	0.00
Total Dept 400 - BLDG/ELEC/RENTAL		0.00	0.00	0.00	0.00	0.00
Dept 706 - CONTINGENCY FUNDS						
591-706-67693.000	TRANSFER FROM GENERAL FUND	0.00	0.00	0.00	0.00	0.00
Total Dept 706 - CONTINGENCY FUNDS		0.00	0.00	0.00	0.00	0.00
Dept 995 - TRANSFERS OUT						
591-995-64100.000	TRANSFER TO EQUIPMENT	0.00	0.00	0.00	0.00	0.00
Total Dept 995 - TRANSFERS OUT		0.00	0.00	0.00	0.00	0.00
TOTAL REVENUES		640,651.10	678,537.21	41,568.26	(37,886.11)	105.91
Expenditures						
Dept 302 - WATER/SEWER EXPENSES						
591-302-70200.000	SALARIES & WAGES	157,017.97	150,261.52	0.00	6,756.45	95.70
591-302-70300.000	OVERTIME	0.00	10,965.78	0.00	(10,965.78)	100.00
591-302-71500.000	SOCIAL SECURITY	12,046.11	12,282.12	0.00	(236.01)	101.96
591-302-71700.000	UNEMPLOYMENT INS	0.00	16.96	0.00	(16.96)	100.00
591-302-72700.000	OFFICE SUPPLIES & POSTAGE	6,000.00	4,680.26	0.00	1,319.74	78.00
591-302-72900.000	MAINTENANCE SUPPLIES	2,500.00	1,261.29	0.00	1,238.71	50.45
591-302-74000.000	OPERATING SUPPLIES	40,000.00	28,198.76	45.65	11,801.24	70.50
591-302-75020.000	UNIFORM	3,000.00	704.07	141.20	2,295.93	23.47
591-302-77510.000	COMPUTER FEE/SUPPORT/EXPENSE	1,500.00	349.00	0.00	1,151.00	23.27
591-302-77520.000	NEW EQUIPMENT	0.00	0.00	0.00	0.00	0.00
591-302-80100.000	AUDIT	9,166.67	9,166.66	0.00	0.01	100.00
591-302-80130.000	PROFESSIONAL SERVICES	2,000.00	0.00	0.00	2,000.00	0.00
591-302-80405.000	LAGOON SAMPLES	0.00	0.00	0.00	0.00	0.00

GL NUMBER	DESCRIPTION	2025-26 AMENDED BUDGET	YTD BALANCE 06/30/2026 NORMAL (ABNORMAL)	ACTIVITY FOR MONTH 06/30/2026 INCREASE (DECREASE)	AVAILABLE BALANCE NORMAL (ABNORMAL)	% BDGT USED
Fund 591 - WATER FUND						
Expenditures						
591-302-81700.000	DUES & MEMBERSHIP	4,000.00	3,229.46	437.50	770.54	80.74
591-302-85000.000	PHONE	4,000.00	5,231.11	153.10	(1,231.11)	130.78
591-302-86000.000	EQUIPMENT FEES	22,500.00	18,549.19	0.00	3,950.81	82.44
591-302-86100.000	MOWING CONTRACT	0.00	0.00	0.00	0.00	0.00
591-302-90000.000	PRINTING & PUBLISHING	600.00	73.50	0.00	526.50	12.25
591-302-91000.000	HOSP & LIFE INS	47,963.97	39,875.38	0.00	8,088.59	83.14
591-302-91100.000	COMP INSURANCE	3,565.04	833.96	0.00	2,731.08	23.39
591-302-91200.000	PENSION	9,017.84	9,007.96	0.00	9.88	99.89
591-302-91500.000	FRINGE BENEFIT COST	0.00	0.00	0.00	0.00	0.00
591-302-91600.000	FLEET/PROFESSIONAL LIABILIT	4,472.28	4,472.28	0.00	0.00	100.00
591-302-92000.000	ELECTRICITY	14,000.00	14,504.38	0.00	(504.38)	103.60
591-302-92203.000	NATURAL GAS	1,500.00	3,087.35	252.10	(1,587.35)	205.82
591-302-95600.000	MISC. AND/OR ALLOCATIONS	225.00	15.44	0.00	209.56	6.86
591-302-95708.000	TRAINING AND SCHOOLING	3,000.00	1,645.89	0.00	1,354.11	54.86
591-302-95800.000	EMPLOYEE MEDICAL BENEFIT	0.00	0.00	0.00	0.00	0.00
591-302-96000.000	EQUIPMENT RENTAL	1,500.00	0.00	0.00	1,500.00	0.00
591-302-96200.000	BANK FEES	0.00	0.00	0.00	0.00	0.00
591-302-96500.000	CONTINGENCY FUND	0.00	0.00	0.00	0.00	0.00
591-302-97000.000	CAPITAL OUTLAY	265,000.00	32,289.78	431.98	232,710.22	12.18
591-302-97001.000	CAPITAL OUTLAY/BUILDING FUND	0.00	0.00	0.00	0.00	0.00
591-302-97100.000	CAPITAL PROJECTS	0.00	0.00	0.00	0.00	0.00
591-302-98050.000	DEPRECIATION EXPENSE	0.00	0.00	0.00	0.00	0.00
591-302-99510.000	DEBT RETIREMENT (WATER)	53,938.91	47,716.68	0.00	6,222.23	88.46
591-302-99520.000	DEBT RETIREMENT (SEWER)	0.00	0.00	0.00	0.00	0.00
591-302-99600.000	BOND INTEREST PAYMENT (WATER)	0.00	0.00	0.00	0.00	0.00
Total Dept 302 - WATER/SEWER EXPENSES		668,513.79	398,418.78	1,461.53	270,095.01	59.60
Dept 403 - WATER/SEWER EXPENSES						
591-403-99800.000	DEPRECIATION	0.00	0.00	0.00	0.00	0.00
Total Dept 403 - WATER/SEWER EXPENSES		0.00	0.00	0.00	0.00	0.00
Dept 706 - CONTINGENCY FUNDS						
591-706-99331.000	TRANSFER TO CDBG PROJECT 2021	0.00	0.00	0.00	0.00	0.00
Total Dept 706 - CONTINGENCY FUNDS		0.00	0.00	0.00	0.00	0.00
Dept 965 - TRANSFERS OUT / OTHER FINANCING USES						
591-965-99500.405	TRANSFER TO CAP IMPROVE FUND	0.00	0.00	0.00	0.00	0.00
Total Dept 965 - TRANSFERS OUT / OTHER FINANCING USES		0.00	0.00	0.00	0.00	0.00
TOTAL EXPENDITURES		668,513.79	398,418.78	1,461.53	270,095.01	59.60
Fund 591 - WATER FUND:						
TOTAL REVENUES		640,651.10	678,537.21	41,568.26	(37,886.11)	105.91
TOTAL EXPENDITURES		668,513.79	398,418.78	1,461.53	270,095.01	59.60
NET OF REVENUES & EXPENDITURES		(27,862.69)	280,118.43	40,106.73	(307,981.12)	1,005.35

REVENUE AND EXPENDITURE REPORT FOR CITY OF MORENCI

PERIOD ENDING 06/30/2026

GL NUMBER	DESCRIPTION	2025-26 AMENDED BUDGET	YTD BALANCE 06/30/2026 NORMAL (ABNORMAL)	ACTIVITY FOR MONTH 06/30/2026 INCREASE (DECREASE)	AVAILABLE BALANCE NORMAL (ABNORMAL)	% BDGT USED
Fund 592 - WATER/SEWER						
Revenues						
Dept 000						
592-000-40000.000	SAVINGS FWD FROM WATER IMPROVE	0.00	0.00	0.00	0.00	0.00
592-000-60700.000	CONNECT AND TURNOFF FEES	0.00	0.00	0.00	0.00	0.00
592-000-64200.000	SALES	0.00	0.00	0.00	0.00	0.00
592-000-64300.000	EXTRA WATER METER SALES	0.00	0.00	0.00	0.00	0.00
592-000-64400.000	SEWER REPLACEMENT COLLECTION	0.00	0.00	0.00	0.00	0.00
592-000-64450.000	WATER IMPROVEMENT SAVINGS	0.00	0.00	0.00	0.00	0.00
592-000-67000.000	MISC REVENUES/GRANT	0.00	0.00	0.00	0.00	0.00
592-000-67001.000	MISC REIMBURSED ACTIVITY	0.00	0.00	0.00	0.00	0.00
592-000-67201.000	LAGOON SLUDGE	0.00	0.00	0.00	0.00	0.00
592-000-67202.000	WATER TOWER LEASE	0.00	0.00	0.00	0.00	0.00
592-000-67700.000	EQUIPMENT FUND LOAN PAYMENT	0.00	0.00	0.00	0.00	0.00
592-000-67902.000	SEWER ASSESSMENT	0.00	0.00	0.00	0.00	0.00
Total Dept 000		0.00	0.00	0.00	0.00	0.00
Dept 302 - WATER/SEWER EXPENSES						
592-302-67640.000	TRANSFER IN MAJOR ST ASSET MGMT PLAN	0.00	0.00	0.00	0.00	0.00
Total Dept 302 - WATER/SEWER EXPENSES		0.00	0.00	0.00	0.00	0.00
TOTAL REVENUES		0.00	0.00	0.00	0.00	0.00
Expenditures						
Dept 302 - WATER/SEWER EXPENSES						
592-302-70200.000	SALARIES AND WAGES	0.00	0.00	0.00	0.00	0.00
592-302-70300.000	OVERTIME	0.00	0.00	0.00	0.00	0.00
592-302-71500.000	SOCIAL SECURITY	0.00	0.00	0.00	0.00	0.00
592-302-71700.000	UNEMPLOYMENT INSURANCE	0.00	0.00	0.00	0.00	0.00
592-302-72700.000	OFFICE SUPPLIES & POSTAGE	0.00	0.00	0.00	0.00	0.00
592-302-72900.000	COPIER MAINTENANCE AGREEMENT	0.00	0.00	0.00	0.00	0.00
592-302-74000.000	OPERATING EXPENSES	0.00	0.00	0.00	0.00	0.00
592-302-75020.000	UNIFORM ALLOWANCE	0.00	0.00	0.00	0.00	0.00
592-302-77510.000	COMPUTER PROG/MAINT	0.00	0.00	0.00	0.00	0.00
592-302-77520.000	NEW EQUIPMENT	0.00	0.00	0.00	0.00	0.00
592-302-80100.000	AUDIT EXPENSE	0.00	0.00	0.00	0.00	0.00
592-302-80130.000	PROFESSIONAL FEES	0.00	0.00	0.00	0.00	0.00
592-302-80405.000	LAGOON SAMPLES	0.00	0.00	0.00	0.00	0.00
592-302-81700.000	DUES AND MEMBERSHIPS	0.00	0.00	0.00	0.00	0.00
592-302-85000.000	TELEPHONE	0.00	109.99	0.00	(109.99)	100.00
592-302-86000.000	EQUIPMENT FEES	0.00	0.00	0.00	0.00	0.00
592-302-86100.000	MOWING WAGES	0.00	0.00	0.00	0.00	0.00
592-302-90000.000	PRINTING AND PUBLISHING	0.00	0.00	0.00	0.00	0.00
592-302-91000.000	HOSP & LIFE INS	0.00	0.00	0.00	0.00	0.00
592-302-91100.000	WORKER'S COMP INSURANCE	0.00	0.00	0.00	0.00	0.00
592-302-91200.000	PENSION	0.00	0.00	0.00	0.00	0.00
592-302-91600.000	FLEET/PROFESSIONAL LIABILITY	0.00	0.00	0.00	0.00	0.00
592-302-92000.000	ELECTRICITY	0.00	0.00	0.00	0.00	0.00
592-302-92203.000	NATURAL GAS	0.00	0.00	0.00	0.00	0.00
592-302-95600.000	MISC AND/OR ALLOCATIONS	0.00	0.00	0.00	0.00	0.00
592-302-95708.000	TRAINING AND SCHOOLING	0.00	0.00	0.00	0.00	0.00
592-302-95800.000	EMPLOYEE MEDICAL BENEFIT	0.00	0.00	0.00	0.00	0.00
592-302-96000.000	EQUIPMENT RENTAL	0.00	0.00	0.00	0.00	0.00
592-302-96500.000	CONTINGENCY FUND	0.00	0.00	0.00	0.00	0.00

GL NUMBER	DESCRIPTION	2025-26 AMENDED BUDGET	YTD BALANCE 06/30/2026 NORMAL (ABNORMAL)	ACTIVITY FOR MONTH 06/30/2026 INCREASE (DECREASE)	AVAILABLE BALANCE NORMAL (ABNORMAL)	% BDGT USED
Fund 592 - WATER/SEWER						
Expenditures						
592-302-97000.000	CAPITAL OUTLAY	0.00	0.00	0.00	0.00	0.00
592-302-97100.000	CAPITAL OUTLAY/WATER TOWER	0.00	0.00	0.00	0.00	0.00
592-302-97200.000	CAPITAL OUTLAY/CASING VENTS	0.00	0.00	0.00	0.00	0.00
592-302-97300.000	CAPITAL OUTLAY/ PUMP	0.00	0.00	0.00	0.00	0.00
592-302-97310.000	CAPITAL OUTLAY/WATERLINE ON EAST SIDE	0.00	0.00	0.00	0.00	0.00
592-302-97400.000	LAGOON TRANSFER FROM IMPROVE	0.00	0.00	0.00	0.00	0.00
592-302-97450.000	SEWER REPLACEMENT TRANSFER FROM IMPROVE	0.00	0.00	0.00	0.00	0.00
592-302-98050.000	DEPRECIATION EXPENSE	0.00	0.00	0.00	0.00	0.00
592-302-99300.000	TRANSFER TO 2018 CAP IMP PROJECT FUNDS	0.00	0.00	0.00	0.00	0.00
592-302-99510.000	DEBT RETIREMENT (WATER) IMPROVE	0.00	0.00	0.00	0.00	0.00
592-302-99520.000	DEBT RETIREMENT (SEWER)	0.00	0.00	0.00	0.00	0.00
592-302-99930.000	TRANSFER GEN ACT-ASSET MGMT PLAN	0.00	0.00	0.00	0.00	0.00
592-302-99940.000	TRANSFER OUT EQUIP-BACKHOE LOAN	0.00	0.00	0.00	0.00	0.00
592-302-99950.000	LOAN TO EQUIPMENT FUND	0.00	0.00	0.00	0.00	0.00
Total Dept 302 - WATER/SEWER EXPENSES		0.00	109.99	0.00	(109.99)	100.00
Dept 403 - WATER/SEWER EXPENSES						
592-403-96500.000	CONTINGENCY FUND	0.00	0.00	0.00	0.00	0.00
592-403-99500.000	BOND INTEREST PAYMENT (SEWER)	0.00	0.00	0.00	0.00	0.00
592-403-99600.000	BOND INTEREST PAYMENT (WATER) IMPROVE	0.00	0.00	0.00	0.00	0.00
592-403-99800.000	DEPRECIATION	0.00	0.00	0.00	0.00	0.00
Total Dept 403 - WATER/SEWER EXPENSES		0.00	0.00	0.00	0.00	0.00
TOTAL EXPENDITURES		0.00	109.99	0.00	(109.99)	100.00
Fund 592 - WATER/SEWER:						
TOTAL REVENUES		0.00	0.00	0.00	0.00	0.00
TOTAL EXPENDITURES		0.00	109.99	0.00	(109.99)	100.00
NET OF REVENUES & EXPENDITURES		0.00	(109.99)	0.00	109.99	100.00

GL NUMBER	DESCRIPTION	2025-26 AMENDED BUDGET	YTD BALANCE 06/30/2026 NORMAL (ABNORMAL)	ACTIVITY FOR MONTH 06/30/2026 INCREASE (DECREASE)	AVAILABLE BALANCE NORMAL (ABNORMAL)	% BDGT USED
Fund 641 - EQUIPMENT						
Revenues						
Dept 000						
641-000-40000.000	FUNDS FORWARD	0.00	0.00	0.00	0.00	0.00
641-000-41000.000	LOAN (FOR BACKHOE)	0.00	0.00	0.00	0.00	0.00
641-000-44000.000	CLEAN DIESEL GRANT DUMPTRUCK	0.00	0.00	0.00	0.00	0.00
641-000-66500.000	INTEREST	300.00	426.10	0.00	(126.10)	142.03
641-000-67601.000	EQUIP RENTAL FEES	165,000.00	129,547.36	0.00	35,452.64	78.51
641-000-67660.000	TRANSFER IN WATER/SEWER BACKHOE LOAN	0.00	0.00	0.00	0.00	0.00
641-000-67670.000	LOAN FROM WATER IMPROVEMENT FUND	0.00	0.00	0.00	0.00	0.00
641-000-69800.000	MISC REVENUES	0.00	0.00	0.00	0.00	0.00
641-000-69810.000	SALE OF EQUIPMENT	0.00	0.00	0.00	0.00	0.00
641-000-69900.591	TRANSFER FROM WATER FUND	0.00	0.00	0.00	0.00	0.00
Total Dept 000		165,300.00	129,973.46	0.00	35,326.54	78.63
TOTAL REVENUES		165,300.00	129,973.46	0.00	35,326.54	78.63
Expenditures						
Dept 602 - EQUIPMENT EXPENSES						
641-602-70200.000	SALARIES & WAGES	11,188.02	9,757.07	0.00	1,430.95	87.21
641-602-71500.000	SOCIAL SECURITY	862.73	743.65	0.00	119.08	86.20
641-602-71700.000	UNEMPLOYMENT INS	0.00	0.37	0.00	(0.37)	100.00
641-602-72700.000	OFFICE EXP, POSTAGE & MISC	0.00	185.33	0.00	(185.33)	100.00
641-602-72901.000	COPIER EXPENSE	0.00	61.72	0.00	(61.72)	100.00
641-602-74100.000	EQUIP GAS AND OIL	25,000.00	15,657.98	557.15	9,342.02	62.63
641-602-75020.000	UNIFORM	2,500.00	1,158.95	141.18	1,341.05	46.36
641-602-77500.000	REP & MAINT SUPPLIES	25,000.00	16,598.88	1,303.52	8,401.12	66.40
641-602-77515.000	COMPUTER PROGRAMMING/MAINT	0.00	0.00	0.00	0.00	0.00
641-602-86000.000	EQUIPMENT FEES	0.00	3,139.38	0.00	(3,139.38)	100.00
641-602-90000.000	PRINTING & PUBLISHING	0.00	0.00	0.00	0.00	0.00
641-602-91000.000	HOSP & LIFE INS	1,871.12	1,952.04	0.00	(80.92)	104.32
641-602-91100.000	COMP INSURANCE	0.00	72.45	0.00	(72.45)	100.00
641-602-91200.000	PENSION	671.28	571.21	0.00	100.07	85.09
641-602-91300.000	FLEET/EQUIP INSURANCE	7,867.61	7,867.61	0.00	0.00	100.00
641-602-91500.000	FRINGE BENEFIT COST	0.00	0.00	0.00	0.00	0.00
641-602-95600.000	MISCELLANEOUS/OPER SUPPLIES	0.00	10,864.44	0.00	(10,864.44)	100.00
641-602-95800.000	EMPLOYEE MEDICAL BENEFIT	0.00	0.00	0.00	0.00	0.00
641-602-96000.000	EQUIPMENT RENTAL	0.00	2,356.00	0.00	(2,356.00)	100.00
641-602-97000.000	CAPTAL OUTLAY/DUMP TRUCK	5,700.00	0.00	0.00	5,700.00	0.00
641-602-97002.000	CAPITAL OUTLAY/MOWERS	0.00	0.00	0.00	0.00	0.00
641-602-97003.000	CAPITAL OUTLAY / AMBULANCE TOOL TRUCK	0.00	0.00	0.00	0.00	0.00
641-602-97004.000	CAPITAL OUTLAY/TRACTOR	0.00	0.00	0.00	0.00	0.00
641-602-97100.000	CAPITAL OUTLAY/BACKHOE	11,456.88	4,821.44	0.00	6,635.44	42.08
641-602-97300.000	CAPITAL OUTLAY	35,000.00	5,248.86	0.00	29,751.14	15.00
641-602-97500.000	BACKHOE PAYMENT	41,000.00	0.00	0.00	41,000.00	0.00
641-602-97501.000	STREET SWEEPER LOAN	13,500.00	61,080.40	0.00	(47,580.40)	452.45
641-602-97550.000	WATER IMPROVEMENT LOAN PMT	0.00	0.00	0.00	0.00	0.00
641-602-98800.000	DEPRECIATION	0.00	0.00	0.00	0.00	0.00
641-602-98900.000	INTERET EXPENSE	0.00	0.00	0.00	0.00	0.00
641-602-99000.000	SAVINGS/CONTINGENCY	0.00	0.00	0.00	0.00	0.00
641-602-99900.000	TRANSFER OUT	0.00	0.00	0.00	0.00	0.00
Total Dept 602 - EQUIPMENT EXPENSES		181,617.64	142,137.78	2,001.85	39,479.86	78.26

GL NUMBER	DESCRIPTION	2025-26 AMENDED BUDGET	YTD BALANCE 06/30/2026 NORMAL (ABNORMAL)	ACTIVITY FOR MONTH 06/30/2026 INCREASE (DECREASE)	AVAILABLE BALANCE NORMAL (ABNORMAL)	% BDGT USED
Fund 641 - EQUIPMENT						
Expenditures						
TOTAL EXPENDITURES		181,617.64	142,137.78	2,001.85	39,479.86	78.26
Fund 641 - EQUIPMENT:						
TOTAL REVENUES		165,300.00	129,973.46	0.00	35,326.54	78.63
TOTAL EXPENDITURES		181,617.64	142,137.78	2,001.85	39,479.86	78.26
NET OF REVENUES & EXPENDITURES		(16,317.64)	(12,164.32)	(2,001.85)	(4,153.32)	74.55

GL NUMBER	DESCRIPTION	2025-26 AMENDED BUDGET	YTD BALANCE 06/30/2026 NORMAL (ABNORMAL)	ACTIVITY FOR MONTH 06/30/2026 INCREASE (DECREASE)	AVAILABLE BALANCE NORMAL (ABNORMAL)	% BDGT USED
Fund 696 - TOWN & COUNTRY FESTIVAL						
Revenues						
Dept 000						
696-000-66500.000	INTEREST	100.00	275.11	0.00	(175.11)	275.11
696-000-67000.000	FESTIVAL REVENUE	18,000.00	20,068.15	2,500.00	(2,068.15)	111.49
696-000-67012.000	FIREWORKS DONATIONS	5,500.00	6,127.19	0.00	(627.19)	111.40
Total Dept 000		23,600.00	26,470.45	2,500.00	(2,870.45)	112.16
TOTAL REVENUES		23,600.00	26,470.45	2,500.00	(2,870.45)	112.16
Expenditures						
Dept 910						
696-910-95604.000	FESTIVAL EXPENSES	20,000.00	17,081.30	147.50	2,918.70	85.41
696-910-99000.000	CONTINGENCY/SAVINGS	0.00	0.00	0.00	0.00	0.00
Total Dept 910		20,000.00	17,081.30	147.50	2,918.70	85.41
TOTAL EXPENDITURES		20,000.00	17,081.30	147.50	2,918.70	85.41
Fund 696 - TOWN & COUNTRY FESTIVAL:						
TOTAL REVENUES		23,600.00	26,470.45	2,500.00	(2,870.45)	112.16
TOTAL EXPENDITURES		20,000.00	17,081.30	147.50	2,918.70	85.41
NET OF REVENUES & EXPENDITURES		3,600.00	9,389.15	2,352.50	(5,789.15)	260.81

GL NUMBER	DESCRIPTION	2025-26 AMENDED BUDGET	YTD BALANCE 06/30/2026 NORMAL (ABNORMAL)	ACTIVITY FOR MONTH 06/30/2026 INCREASE (DECREASE)	AVAILABLE BALANCE NORMAL (ABNORMAL)	% BDGT USED
Fund 700 - SKELTON REWARD						
Revenues						
Dept 000						
700-000-66500.000	INTEREST	0.00	1,531.94	0.00	(1,531.94)	100.00
Total Dept 000		0.00	1,531.94	0.00	(1,531.94)	100.00
TOTAL REVENUES		0.00	1,531.94	0.00	(1,531.94)	100.00
Fund 700 - SKELTON REWARD:						
TOTAL REVENUES		0.00	1,531.94	0.00	(1,531.94)	100.00
TOTAL EXPENDITURES		0.00	0.00	0.00	0.00	0.00
NET OF REVENUES & EXPENDITURES		0.00	1,531.94	0.00	(1,531.94)	100.00

REVENUE AND EXPENDITURE REPORT FOR CITY OF MORENCI

PERIOD ENDING 06/30/2026

GL NUMBER	DESCRIPTION	2025-26 AMENDED BUDGET	YTD BALANCE 06/30/2026 NORMAL (ABNORMAL)	ACTIVITY FOR MONTH 06/30/2026 INCREASE (DECREASE)	AVAILABLE BALANCE NORMAL (ABNORMAL)	% BDGT USED
Fund 703 - TAX COLLECTION						
Revenues						
Dept 000						
703-000-40300.000	CURRENT TAX COLLECTIONS	0.00	2,490.91	2,453.06	(2,490.91)	100.00
Total Dept 000		0.00	2,490.91	2,453.06	(2,490.91)	100.00
TOTAL REVENUES		0.00	2,490.91	2,453.06	(2,490.91)	100.00
Fund 703 - TAX COLLECTION:						
TOTAL REVENUES		0.00	2,490.91	2,453.06	(2,490.91)	100.00
TOTAL EXPENDITURES		0.00	0.00	0.00	0.00	0.00
NET OF REVENUES & EXPENDITURES		0.00	2,490.91	2,453.06	(2,490.91)	100.00
TOTAL REVENUES - ALL FUNDS		4,846,430.96	4,980,423.10	158,197.79	(133,992.14)	102.76
TOTAL EXPENDITURES - ALL FUNDS		5,170,534.35	4,977,806.63	36,616.20	192,727.72	96.27
NET OF REVENUES & EXPENDITURES		(324,103.39)	2,616.47	121,581.59	(326,719.86)	0.81

City Council Update Form

X Informational
☐ Action / Follow Up
☐ Not Approved

City Council Meeting Date	Staff Contact
June 8, 2026	Heather Sarnac
Date Submitted	**Department**
June 3, 2026	Community & Economic Development

Update

- Reporting to the Michigan State Housing Development Authority (MSHDA) is on schedule. The Morenci Home Improvement Partnership (MHIP) Housing Rehabilitation Program is going well. Met with Jeff, Bob, CAA Supportive Service Coordinator Laurie Lazarus, and Community Development Director Scott Parker on May 22 to review progress.
- Met with Midwest Contracting and landscape architect Lisa DuRussel for the downtown street tree planting project on May 5 to create final punch list tasks, which were completed on June 3. Will be working on invoices and reporting to DNR. Meeting in the coming months with DNR for grant progress check-in.
- The Master Plan Steering Committee met on May 27 to review the Implementation Plan. A draft of the Master Plan is on schedule to be completed in June to present to the Planning Commission.
- 19 people attended the "Trees Under the Hood": How Trees Work! workshop at Stair District Library on May 9. The next community education session is about tree pruning and monitoring, scheduled for June 20.
- Presented at the Lenawee Community Foundation State of the County Event on May 29 where the Community Needs Assessment Databook was introduced. The presentation went well and the event was attended by nearly 100 people in various county-wide organizations.
- The Downtown Development Authority voted at their May meeting to proceed with the Community Interest Form for the Michigan Main Street Program. Chairperson Chelsea Craig and I will be working on that application.

Anything Significant Going On?

- Attended the Building My Communities Conference on May 12-13 in Lansing.
- Met with owners of 248 W. Main St. (grocery store building) on May 7 for façade grant application which has been supported by the DDA and is on the

Council agenda for approval. Met with owners and USDA Rural Development on May 18 to review available funding programs.

- Met with a prospective developer interested in 244 W. Main St (Morenci Bible Fellowship building) on May 18 and 19. Contacted MEDC, MSHDA, and SBA for resources to support project.
- Met with the Greater Lenawee Chamber of Commerce Executive Director on May 20.
- Met with the consultant from Thomas P. Miller & Associates on May 21, who conducted the City's Retail Market Analysis.
- Updated downtown property listings on the City website for properties available for sale or lease that are not listed on the MLS.
- Attended federal grant webinar on May 27.
- Met with the Executive Director of the Michigan Women's Commission on June 2.
- Continuing work toward Redevelopment Ready Communities Essentials certification. Will be meeting with the MEDC Community Planner to review the Capital Improvement Plan (Best Practice 1.3) and available technical assistance resources.
- Collaborated with Administrator Bell to create flyer insert to educate community on upcoming changes to utility billing policies and practices.
- DDA Events Committee is meeting weekly to plan for summer and fall events. The first Summer Block Party Concert is Friday, June 12. Will meet with DPW and PD on June 9 to review set-up. Contacted radio stations, submitted articles and advertisement to The Morenci Advocate, and working on social media campaigns.
- DDA Placemaking Committee is finalizing plans to open the Downtown Commons space on June 12 in coordination with the Summer Block Party.
- The Race for the Roses 5K is scheduled for June 6. As of May 19, 18 runners were signed up.
- Attending the Lenawee Community Foundation Directors Education Day on June 16.

Attachments

---

1. June Newsletter & Community Calendar
2. June Digital Newsletter https://mailchi.mp/cityofmorenci/june-2026-newsletter
3. Utility Bill Update Flyer Insert
4. Event Flyers

UPDATES FROM CITY HALL

JUNE 2026

FIRE SCHOOL GRADUATES

The City of Morenci is proud to recognize five members of the Morenci Fire Department who graduated from fire school on May 17 following months of training that began in October.

Graduates include Eli Kolodie, Jason Sturmer, Azaan Jarrell, Dayton Bode, and Rob Stucker. During the graduation ceremony, Morenci Fire Department Captain Colin Richardson had the honor of presenting each graduate with their badge as they received their certificates.

Completing fire school represents a significant commitment of time, discipline, and dedication to serving the community. The City congratulates these firefighters on this important achievement.

SUMMER RECREATION

Registration is now open for the City of Morenci's 2026 Summer Recreation Program, a seasonal opportunity for local children ages 5-11.

Led by Summer Recreation Director Laurie Schisler, the program will take place on Tuesdays and Thursdays from July 7 through August 13, from 1:00 to 4:00 p.m., rain or shine. All activities will begin and return to Wakefield Park.

The program includes park activities and field trips, with a one-time registration fee of $30 per child. Registration forms and payment are due to Morenci City Hall by Monday, June 22. Forms are available at Morenci City Hall or on the City's website. Financial assistance is available. For questions, call Morenci City Hall at (517) 458-6828.

SAVE THE DATES

July 10 - Summer Concert Block Party, 6-11 PM
18 - Garage Sale Day, 25 - Bulky Item Pick-up
August 12 - Back-to-School Bash, 6-8 PM
14 - Summer Concert Block Party, 6-11 PM
September 7 - Labor Day Bridge Walk, 11 AM
October 3 - Fall Fest, 4-11 PM
December 5 - Holiday Parade, Visit with Santa, & Tree Lighting, 6 PM

UPCOMING DETOURS

As the City of Morenci hosts special events in the downtown district, we would like to make residents and visitors aware of traffic detours that will be in place to ensure pedestrian safety and a positive experience for all attendees.

A full detour will be in effect on the following dates, covering the entire downtown district, including the closure of Main Street (from Summit Street to Baker Street) and North Street (from Main Street to Locust Street) closed to thru traffic.

Detour will be active from 2 p.m. until midnight on:

- Friday, June 12
- Friday, July 10
- Friday, August 14
- Detour Route:
- To Eastbound Main Street: Southbound traffic on North Street will be routed east on W. Congress Street, then south on N. Summit Street to reach Main Street.
- To Westbound Main Street: Traffic will detour west on W. Congress Street, then south on Mill Street to access Main Street.
- To North Street from Main Street: Drivers will be directed north via N. Summit Street or Mill Street.
- Truck traffic will be routed using N. East Street and Coomer Street as an M156 detour.

This summary is intended to provide a general overview. For full details or updates, please contact the Morenci Police Department.

Thank you for your cooperation as we work to ensure safe and successful community events in downtown Morenci.

Check out our digital monthly newsletter at https://mailchi.mp/cityofmorenci/june-2026-newsletter for more updates, articles, City Council meeting packets and minutes, and other helpful links.

JUNE 2026

SUNDAY	MONDAY	TUESDAY	WEDNESDAY	THURSDAY	FRIDAY	SATURDAY
	1	2	3	4 Veggie Mobile 11a-12p Lutheran Church Food Distribution 2-4p Greenjak Inc. 240 Salisbury St. Bingo 6:30p Morenci Legion	5 Karaoke 10p North Street Pub	6 5k Run/Walk 9a Mill/Locust St Lot Free Plant Exchange 9a Wakefield Park Shelter Oak Grove Cemetery Restoration Workshop 10a-1p Indie Concert 6p Rex Theatre DJ VanDamage 8-11p North Street Pub
7 Pickleball Club (adults only) 6p Nazarene Church	8 City Council Meeting 6p City Hall	9 Last Day of School - ½ Day Morenci Area Schools	10	11 Veggie Mobile 11a-12p Lutheran Church Bingo 6:30p Morenci Legion	12 Summer Block Party 6-11p Downtown Morenci	13 Free Fairy Garden Workshop 10a Wakefield Park Shelter Hard Rock Concert 6p Rex Theatre Trivia 8:30p/Karaoke 10p North Street Pub
14 Pickleball Club (all ages) 6p Nazarene Church	15	16	17 Summer Reading Program Kick-off w/ Musician Mr. Evan 1p Stair District Library Free Homecooked Meal 5-6:30p Methodist Church	18 Veggie Mobile 11a-12p Lutheran Church Bingo 6:30p Morenci Legion	19 Circus Sideshow 6p Rex Theatre Karaoke 10p North Street Pub	20 Free Workshop Tree Pruning & Monitoring 10a Stair District Library Rock Concert 6p Rex Theatre Karaoke 10p North Street Pub
21 Pickleball Club (adults only) 6p Nazarene Church Hip Hop Concert 6p Rex Theatre	22 School Board Meeting 6p MS Library Book Discussion: *Broken Country* by Clare Leslie Hall 7p Stair District Library	23 DDA Meeting 4p City Hall	24 Summer Reading Program Ark Animal Encounters 1p Stair District Library Free Homecooked Meal 5-6:30p Methodist Church	25 Veggie Mobile 11a-12p Lutheran Church Planning Commission Mtg 6:30p City Hall Bingo 6:30p Morenci Legion	26 Hard Rock Concert 6p Rex Theatre Karaoke 10p North Street Pub	27 Jam Rock Concert 6p Rex Theatre Trivia 8:30p/Karaoke 10p North Street Pub
28 Pickleball Club (all ages) 6p Nazarene Church	29	30 Red Cross Blood Drive 11a-4:45p Nazarene Church	1 Summer Reading Program 10:30a (Preschool-K) 12:30p (1st - 3rd grade) 2:30p (4th-6th grade) Stair District Library	2 Veggie Mobile 11a-12p Lutheran Church Food Distribution 2-4p Greenjak Inc. 240 Salisbury St. Bingo 6:30p Morenci Legion	3	4

For more information visit CityofMorenci.org

Have a community event to add to next month's calendar?
Email heather.sarnac@cityofmorenci.org

For more up-to-date community events and details, visit stairlib.org and click Community Calendar

NEW MEMBERS WELCOME!

- Kiwanis of Morenci meets every Wednesday at noon at The Village Inn Restaurant
- Morenci Sportsman Club meets on the 1st Thursday at 6:30 p.m. at Morenci Sportsman's Club
- Morenci Legion Auxiliary meets on the 2nd Thursday at 7 p.m. at the Morenci Legion
- Morenci Legionnaires & Sons of Legion meet on the second Monday at 7 p.m. at the Morenci Legion
- The Garden Club meets April-December on the 2nd Tuesday at Trinity Lutheran Church

EFFECTIVE
July 1,
2026

Utility Billing Updates

At the April 13 City Council meeting, the City of Morenci approved updates to utility billing policies based on resident and property owner feedback to provide temporary relief and create clearer, more consistent and fair billing practices.

RELIEF AVAILABLE

PENALTY ABATEMENT

Penalties incurred between January 1, 2026 - June 30, 2026, will be removed.

Penalties paid during the same period will be applied as a credit on the account.

This applies to penalties only, not the original utility charges.

SIMPLIFIED PENALTIES

Penalties will no longer compound. They will only be applied to unpaid utility charges.

PAYMENT PLANS

Flexible installment plans for unpaid January 1 - June 30, 2026 balances.

Must stay current and be paid in full by December 31, 2026.

Any amounts remaining unpaid on January 1, 2027, will be assessed to property taxes per City ordinance.

NON-PAYMENT NOTICE

Water shutoffs will resume for accounts that are three months past due.

Property owners will be notified with amount due, payment options, and shutoff deadline.

EXAMPLE

Month 1: $97.42 billed for 4,000 gallon usage (includes $17.69 refuse charge)

Month 2: $97.42 past due + $9.74 penalty (10%) + $97.42 billed for 4,000 gallon usage = $204.58 new bill balance

Month 3: $204.58 + $9.74 (10% penalty on previous month) + $97.42 billed for 4,000 gallon usage = $311.74 new bill balance

Month 4: Delinquent balance of $311.74 + $9.74 (10% penalty on previous month) = $321.48 subject to shutoff notice

If the delinquent balance is not paid by the 20th of month four, disconnection occurs. Total required to restore service includes past due balance (321.48), current month's charges (97.42), and reconnection fee of $250.00 = $668.90.

WE'RE HERE TO HELP

If you have any questions or are having trouble keeping up with your utility bill, please contact City Hall to discuss your options.

Jeff Bell
City Superintendent/Clerk
jeff.bell@cityofmorenci.org

Ashley Ables
Utility Billing/Deputy Clerk
ashley.ables@cityofmorenci.org

517-458-6828

HOURS
Monday 8 AM- 6 PM
Tuesday-Friday 8 AM - 4:30 PM

ADDRESS
118 Orchard St.
Morenci, MI 49256

CONTACT US

DOWNTOWN DEVELOPMENT AUTHORITY • MORENCI MICHIGAN •
Morenci
DDA

downtown morenci

Summer Kickoff

block party

FRIDAY, JUNE 12 **6-11 PM**

food trucks & beer tents

50/50 raffle

free concerts

FADE TO BLACK BBQ

FUNKY DAWGS
-Gourmet Hot Dogs-





FREE WORKSHOP

Pruning & Monitoring

SATURDAY, JUNE 20 | 10 AM-1 PM
STAIR DISTRICT LIBRARY



Join us for the third free community education session funded through the City's MDNR Urban Forestry Grant.

Learn how to prune and monitor trees for pests and diseases with Board Certified Master Arborist Steve Lane!

THIS WORKSHOP WILL COVER:

- Tools and techniques for proper tree pruning
- Different pruning for different tree species
- Trees and Tech: A primer on the City's tree inventory!
- How to spot common tree pests and diseases
- "Tree Doctor 101": How to treat some common issues!
- Reporting issues back to Morenci Forestry staff

Registration is also available on our website www.cityofmorenci.org or at Morenci City Hall

REGISTER

Funding for this project is provided by the U.S. Department of Agriculture, Forest Service through the Urban and Community Forestry Program, in partnership with the Michigan Department of Natural Resources. This institution is an equal opportunity provider.

Morenci Fire Department

249 West Main Street
Morenci, Michigan 49256
Emergency Phone 911 Business Phone (517) 458-2301
Fax # (517) 458-2268
E-Mail Address morenclc-1@hotmail.com
Chief Brad Lonis

MAY 2026 FIRE CHIEF'S REPORT

CALLS

City: 1

Seneca Twp: 4 ~ 1 Billed

Medina Twp: 1

Chesterfield Twp: 1 ~ 1 Billed

EMS Assist: 4

Mutual Aid: 5

- **Archbold**
- **Wauseon -2**
- **Madison Twp**
- **Fairfield Twp**

TOTAL CALLS: 17

TOTAL CALL HOURS: 28

Training Average: 26

Morenci Fire Department

Meeting minutes for June 2, 2026

Meeting called to order by Colin Richardson

Roll Call:	There were 20 members present first roll call, pledge recited by all, minutes approved as read.
Communications:	Next Wednesday at 6 we will have a ropes training. Let Timothy know if you are interested.
	Check your face mask cover, if you need a new one let Luke Miller know.
	Hydrotesting is next week, the 11 & 12.
	Budget update. July starts the new budget.
	Cascade system on E1 is fixed.
	Brad gave a grant update.
	Timothy gave an update on Rescue 9. Should be in service soon. It will roll 2nd on all accidents. We will rearrange the trucks and put it in front of the tower. The tower will roll on accidents to use as traffic control.
	June 15, 16, and 17 there will be a pump class. 6pm start time.
	E3 will be sent out to get the tank saddle fixed and get a new swivel dump.
Old Business:	Extrication didn't get done at the Town & Country Festival.
New Business:	Austin Stumbo has been removed from the roster. He is currently involved in a pending lawsuit and his lawyer advised it wasn't a good idea.
	Received a letter of resignation from Emma Miller due to health issues.
	Received an application for membership from Harwinder(Hobby)Singh. Hobby is the owner of the Deli here in town and has a lot of interest in joining. Motion made by Justin Miller to vote on Hobby 2nd by Timothy Schisler, pending City approval Hobby's squad will be later determined.
	There is an opening for an Engineer due to Emmas resignation, Brad appointed Jason Sturmer and Rob Stucker to the position.

Adjournment: Motion to adjourn by Tyler Schell, 2nd by Derek Bode, motion carried.

Respectfully submitted,

Farra Ryan

Secretary

City Council Update Form

☑ Informational
☐ Action / Follow Up
☐ Not Approved

City Council Meeting Date	Staff Contact
June 8, 2026	Chief Nathan Adams
Date Submitted	**Department**
June 3, 2026	Police

Update

1. Deputy Chief Creswell continues to work full-time hours for the city while we navigate our current shortage of manpower.

2. Police Cadet Bailey Brandly began the Police Academy at Washtenaw Comm. College on May 11th. She has settled in and is enjoying the experience. I have received several excellent reports on her progress thus far. Also, on June 2nd we received a $20,000.00 grant from the state of Michigan to offset the cost of her tuition and wages while attending the academy.

3. Officer Blain Tanner has requested to be promoted from part-time to the remaining full-time police officer vacancy. He previously stepped down from that position primarily to help the department accommodate a personnel transition at that time.

4. The Town and Country Festival appears to have been a success with only one significant call for service related to the festival. Reserve officer Seitz was partnered with officer Edmondson for all three days of the festival. Officer Seitz presence at that call was extremely valuable for officer safety.

5. Officer Edmonson has been working on several ordinance violations for which 20 notices of correction were issued during May. 3 citations were issued for grass overgrowth, inoperable vehicles in the driveway and general blight. 14 of the 20 notices of correction were brought into compliance; the parties responsible for the remaining 3 violations are actively working to come into compliance.

6. Chief Adams participated in a safety meeting with Supt Jennifer Ellis of Morenci Schools on May 29th to discuss upgrading campus signage.

7. The police radio template update for all radios is still pending. The service is to be scheduled in coordination with other area police agencies.

8. We handled 100 calls for service in May. As of the date of this report, we stand at 554 calls for service for the year.

City Council Update Form

X Informational
☐ Action / Follow Up
☐ Not Approved

City Council Meeting Date	Staff Contact
June 8th, 2026	Travis Kruse
Date Submitted	**Department**
June 5th, 2026	Public Works

Update

Water

Water Tower Work – Scheduled Upgrades and Maintenance by Pittsburgh Tank & Tower is anticipated to take place late this month contingent upon being issued the permit by EGLE.

Sewer

Lagoon – Repair Work on a few areas of the fencing will be scheduled this month.
Awaiting word on when the last of the Materials needed for the Valve upgrades will arrive onsite.
Chris Johnson has completed the Lagoon Wall work that was recommended by EGLE.

Streets

Pot holes continue to be worked on. With Gavin Stambaugh now on staff, these are being tracked and addressed earlier than what had been prior while staffing was short. Residents should continue to report if they are recognized so that we can ensure they are not being overlooked.
Street Lights Downtown are all working now. We will be working on the Clock next to get the correct time there.
New Speed Limit Signs are installed at both the East and West Entrances to town on Main Street.

Buildings & Grounds

Continuing to look into a storage option for the Vac Truck with the sale of the NWD Building.

Parks

Light pole in Stephenson Park is being worked on.
Nearing end of Little League Season and the Ball Diamonds held up well with the folks keeping them prepped each week. We have reached out to Little League and asked for their feedback on how the fields were maintained during the learning curve this year of taking on that task. Continuous Improvement in this area is facilitated with communication between the partners.

Employee Development/Training

CDL Class scheduled for July 13-17, 2026. Trainco out of Perrysburg Ohio will be onsite to put the class on and bring along their equipment for the driving skills portion. We will have a total of 4 individuals attending. The Morenci Schools have allowed us to use their High School Parking lot for the driving skills portion of the class while the classroom portion will be held in the newly renovated fire department training room.

Anything Significant Going On?

Eric Emmons is out of the office on Medical Leave (approx. 4+ weeks). Christa will be facilitating the cemetery activities in his absence.

Attachments

None

City Council Update Form

X Informational
☐ Action / Follow Up
☐ Not Approved

City Council Meeting Date	Staff Contact
June , 2026	Christa Davis – Assistant Cemetery Sexton
Date Submitted	**Department**
June 2, 2026	Public Works

Update

- **Lot Sales** –
  - **Last Month:** $1000
  - **Year To Date:** $2500
- **Total number of Grave/ Lots Sold –**
  - **Last Month:** 2
  - **Year To Date:** 5
- **Burials –**
  - **Cremations –**
    - **Last Month:** 4
    - **Year To Date:** 5
  - **Traditional –**
    - **Last Month:** 2
    - **Year To Date:** 8
- **Foundations Sold/ Placed –** 4
  - **Year To Date:** 14

- **Current Projects:**
  - Focusing on appearance of cemetery upkeep
  - Placing foundations for purchased monuments
  - Received new PA system for the Memorial Day event, from Deatrick family.
  - In process of computerizing all documents related to cemetery 1/3 done so far
  - Two tri-colored beech trees were planted at the old cemetery by R&W nursery
  - Placed flower seeds for butterfly and hummingbird attraction and for appearance back towards the creek area
- **Anticipated Projects**
  - Bad Boy Wheel Weights
  - Driveway Material buildup
  - Wilson and Whitmans founder's memorial
  - Awaiting exact day of delivery for Veterans Memorial monument for Oak Grove
- **Future Projects**
  - Columbarium
  - Outdoor Storage
  - Grave Reclamation

Agenda Review Form

Regular City Council – 6/8/2026

☐ Informational
☑ Action / Follow Up
☐ Not Approved

Prepared For	Staff Contact
City Council	Heather Sarnac
Date Submitted	**Department**
June 3, 2026	Community & Economic Development

Subject

Request for Approval of DDA Façade Grant – 248 W. Main St.

Summary

At the May 26 meeting, the Morenci Downtown Development Authority (DDA) recommended approval of the Façade Grant application from Sydney Borton, owner of 248 W. Main St., in the amount of $5000.00 for exterior painting. The painting project will cost $24,400.00, of which the DDA Façade Grant Program will cover $5000.00 upon project completion.

Financial Impact

$5000.00 (DDA account)

Budgeted	Amount:
Yes	$5000.00

Recommendation

Motion to approve the DDA Façade Grant application from Sydney Borton, owner of 248 W. Main St., in the amount of $5000.00.

Alternatives

Attachments

1. 248 W. Main St. DDA Façade Grant Application

City of Morenci
Downtown Development Authority
118 Orchard Street
Morenci, MI 49256
Façade Improvement Application
Downtown Development Authority Building Application

a. Building owner's name: Sydney Borton

b. Mailing address: 10675 W. Mulberry Rd Morenci, MI 49256

c. Telephone number: 419-551-1795

d. Project address: 248 W. Main St. Morenci, MI 49256

e. Existing use of building: vacant

f. Are you a first-time applicant of the Morenci DDA Façade Improvement Program? Circle one
(Y) N

g. Do you understand that a $250 refundable (nonrefundable if project is not complete within one year) application fee must accompany each application to ensure that the applicant is serious about the project? Circle (Y) N

h. Will proposed project correspond with a change in building use? Circle one (Y) N

If yes, to what use? turn building into a meat market/deli/coffee shop/market

i. Project description (A rendering of the proposed improvements may be comprised of products used, color schemes, signage, dimensions, pictures, etc.) Attach additional sheets if necessary.

Painting the entire exterior of the building
(new exterior windows and doors)

j. Estimated project cost by project element (attach quotes from a minimum of two licensed contractors): $24,400

k. Requested grant amount:

l. Proposed projects start date: 08/2026

m. Proposed project completion date: 10/2026

City of Morenci
Downtown Development Authority
118 Orchard St
Morenci, MI 49256

Façade Improvement Application
Downtown Development Authority Building Application

The undersigned applicant affirms that:

a. The information submitted is true and accurate to the best of my (our) knowledge.

b. I (we) have read and understand the conditions of the Façade Improvement Program and agree to abide by its conditions and guidelines.

Signature of applicant(s): Sydney Bo

Date: 5-13-26

Signature of applicant(s):

Date:

Signature of property owner (only if applicant is a tenant):

Date:

OFFICE USE ONLY

Submittal date: 5/13/2026

Façade Grant Committee meeting date: 5/18/2026

Façade Grant Committee action: Approve $5000.00

DDA Board meeting date: 5/26/2026

DDA Board action: Approve

Approved grant amount: $5000.00

City Council meeting date: 6/8/2026

City Council action:

City of Morenci
Downtown Development Authority
118 Orchard St
Morenci, MI 49256

Façade Improvement Grant
Downtown Development Authority Building Application

CONTRACT

I (We) _____ have been approved to participate in the Façade Improvement Program, fiscal year(s) _____. The portion of my (our) building project for which I (we) have been approved to receive a grant will consist of

_____

_____

_____

I (we) will complete all work by _____ and will not receive a grant until all work specified in this contract has been approved as authorized and meets all City of Morenci building and zoning codes and procedures.

I (we) have been approved for a grant of _____ once the above work is completed as approved, and understand that the contract is between the Morenci DDA and myself, no money will be paid to any contractor.

Program Participant	DDA Program Representative
_____	_____
_____	_____
Date_____	Date_____
Witness_____	Witness_____
Date_____	Date_____

Dan Hoffman
Hoffman Painting
517-667-1269
dlhoffman78@hotmail

6/9/25

Micah Borton
517-605-8493
micahborton@gmail.com

Exterior Painting
Property at:
248 W. Main St.
Morenci, MI 49256

Building

- Power wash
- Prime any rust w/ Sherwin-Williams Pro-Cryl Universal Acrylic Primer
- Prime bare brick and mortar w/ Sherwin-Williams Loxon Masonry Primer
- Caulk cracks between blocks
- Prime and paint awnings
- Paint concrete walls 2 coats Sherwin-Williams Duration (Tricorn Black)
- Paint metal walls 2 coats Sherwin-Williams Duration (Tricorn Black)
- Paint metal doors 2 coats Sherwin-Williams Duration (Tricorn Black)
- Paint stripe on south and west sides

Labor Estimate - $17,600

Paint & Primer Estimate - $6800

$24,400

Brent Paints LLC

1
Toledo, OH 43614 USA
brentpaints@yahoo.com
https://www.Brentpaints.com

Estimate

ADDRESS
Sydney Borton
248 W Main Street
Morenci, MI 49256 USA

ESTIMATE 1230
DATE 06/18/2025

DATE	SERVICE	DESCRIPTION	QTY	RATE	AMOUNT
	Services	Commercial Store labor- Prep and re paint all white brick on the sides and back of store (white). Anything attached to the walls will be painted white for uniformity minus any meter boxes, signs, or other object that otherwise should not be painted. Recommend painting the trim on the sides and rear of the building white to match the walls. Front section of the building to be stained or painted pending a decision from the customer. Trim will/can be a different color from the brick walls. Color choices are still to be determined. If we have to paint the front bricks there will be an additional charge for primer of ($2,400)			31,750.00
	Services	Man lift for accessible areas.			2,500.00
	Services	Sherwin Williams A 100 Exterior paint. White. 95 gallons $45 each			4,275.00
	Services	Misc supplies for a full exterior repaint.			500.00
	Services	First Responder Discount off labor			-1,500.00

Contact Brent Paints LLC to pay.
We are an LLC, insured, and accredited by the BBB. We can be found on line at brentpaints.com and on Facebook, Brent Paints LLC.

This Job is estimated to take us up to 15+ working days. We schedule on a first come, first serve basis. Once you confirm the quote we can schedule you for September 2nd. We will leave the entire month blocked off so there is no chance of interruption of other jobs and to account for weather delays. we will run a 2-4 man crew.

Payment plan open for discussion: This would require a 10% deposit of $3,700 to hold the dates which would be applied to the payment. Upon completion of work September 2nd request partial payment of $11,300. Once 50% of the building is painted payment of $10,000. Final payment upon completion, of $12,525 pending the need for primer for the red bricks.

Methods of payment can be cash, check, or card. There is a 4% service provider fee from on all card transaction.

Thank you!

SUBTOTAL	37,525.00
TAX	0.00
TOTAL	**$37,525.00**


BIBLE

Agenda Review Form

Regular City Council – June 8, 2026

☐ Informational
☑ Action / Follow Up
☐ Not Approved

Prepared For	**Staff Contact**
City Council	Jeff Bell
Date Submitted	**Department**
June 8, 2026	Administration

Subject

Final Budget Amendments for Fiscal Year 2025 – 2026

Summary

Budget Amendments for Fiscal Year 2025–2026 have been completed are enclosed with this memorandum.
On a macro level, these budget amendments primarily reflect a reforecasting of revenues and expenditures, as well as adjustments to expenditure line items that were either overbudget or impacted by projects completed during the fiscal year.

Below is an overview of how the projected cash balances change for the fiscal year with the proposed amendments:

	Original Net Rev / Exp	Reforecast Net Rev / Exp	Starting Cash Balance	Projected Ending Cash Balance
General	-35,449.37	93,260.99	542,509.45	636,130.44
Major Streets	-73,494.99	-164,001.64	394,954.20	230,952.56
Local Streets	-17,928.72	-23,767.27	189,743.11	165,975.85
EMS	-53,601.22	-68,489.78	206,515.06	138,025.28
Sewer Fund	-12,706.62	148,888.30	96,634.72	245,523.02
Water Fund	39,113.51	72,095.90	269,943.32	302,925.71
Equipment Fund	38,602.39	34,934.81	-29,137.37	5,797.44

The primary explanations for the changes by fund are as follows:

General Fund:

The largest adjustments occurred within Building and Grounds Capital Asset Expenditures. The budget originally included $45,000.00 for improvements to City Hall; however, that project will not move forward this fiscal year and has been removed from the fund. Additionally, the anticipated sale of the NWD Building remains budgeted to occur within the current fiscal year.
Other revenue adjustments which were also made include: Revenue sharing being reduced, as it is no longer expected to reach the originally budgeted amount of $340,000.00. Current projections

indicate revenue sharing will be closer to $320,000.00. Similarly, cannabis sales tax revenue was originally budgeted at $290,000.00 but is now projected to come in closer to $270,000.00.
On the expenditure side, overall dollars allocated to police staffing have been adjusted downward, resulting in a reduction of approximately $10,000.00 in the Police Department budget compared to the amount originally budgeted. Conversely, several larger repairs within the Fire Department budget have required that budget to be increased.
Overall, after reforecasting both revenues and expenditures, **the fund has improved from a projected excess of expenditures to a projected excess of revenues of nearly $100,000.00**.

Street Funds:
Adjustments within the street funds primarily reflect updated actual project costs. It should also be noted that grant revenue previously assumed to be received during this fiscal year was adjusted out, as those funds were actually received during the prior fiscal year.
Despite these adjustments, both street funds remain in a relatively strong financial position. At the end of the fiscal year, the Major Streets Fund is projected to maintain a cash balance of approximately $230,000.00, while the Local Streets Fund is projected to end with a cash balance of approximately $165,000.00.

EMS Fund:
Adjustments within the EMS Fund primarily reflect updated revenue and expenditure projections. The fund is now projected to experience a slightly larger excess of expenditures than originally budgeted, increasing from approximately $53,000.00 to approximately $68,000.00.

Sewer Fund:
The Sewer Fund is now projected to have an excess of revenues greater than originally anticipated. This is primarily due to certain capital projects, such as sewer relining, not occurring during the fiscal year as originally budgeted. The fund is expected to increase by approximately $150,000.00; however, it should be noted that a majority of this amount is not cash on hand and remains in accounts receivable.

Water Fund:
The Water Fund is also projected to have an excess of revenues greater than originally anticipated. This is primarily due to certain capital projects not occurring during the fiscal year as originally budgeted, i.e. Water Tower Maintenance, which will now be paid out during the 2026/2027 FY. However, the fund is also accounting for a final payment associated with the CDBG Grant Project. The fund is expected to increase by approximately $72,095.90; however, it should be noted that a majority of this amount is not cash on hand and remains in accounts receivable.

Equipment Fund:
The Equipment Fund is projected to realize a gain of approximately $34,934.81, resulting in an estimated ending cash balance of approximately $5,797.44.

Financial Impact

See Budget Amendment Spreadsheet.

Budgeted	Amount:
N / A	N / A

Recommendation

After discussion,

Motion to approve the Final Budget Amendments for Fiscal Year 2025-2026.

Alternatives

N / A

Attachments

Final Budget Amendment Spreadsheet

FUND 101:	**GENERAL FUND**	7/1/2025 - 6/30/2026	7/1/2025 - 6/30/2026	7/1/2025 - 6/30/2026	7/1/2024 - 6/30/2025
Footnote		Proposed	Adopted	As of May 29, 2026	Actual as of June 30, 2025
	FUNDS FWD/WALKING PATH CD	0.00	0.00	0.00	0.00
	FUNDS FWD/ICE GRANT	0.00	0.00	0.00	0.00
	FUNDS FWD SAVINGS	0.00	0.00	0.00	0.00
	REAL/PERSONAL PROP TAXES	732,191.08	737,479.21	609,934.95	730,964.34
	LOCAL COMM STAB AUTH PA86	44,270.45	34,000.00	44,270.45	41,932.60
	DELQ IFT TAXES	0.00	0.00	0.00	0.00
	DELQ TAXES	0.00	0.00	0.00	0.00
	DELQ PILOT TAX	0.00	0.00	0.00	0.00
	PEN & INT ON TAXES	16,000.00	16,000.00	6,479.87	4,671.20
	OTHER FEDERAL GRANTS	0.00	0.00	0.00	0.00
	STATE-SHARED REVENUE	323,247.60	342,784.00	269,373.00	323,589.00
	ANNUAL STATE MI MAIN FEE	9,500.00	9,500.00	0.00	11,961.91
	MISC REVENUES	6,000.00	6,000.00	3,961.63	10,710.31
	MISC REIMBURSED ACTIVITY	0.00	0.00	-2,397.50	11,035.02
	EMS/OFFICE TRANSFER IN	0.00	0.00	0.00	0.00
	LEASE/RENTAL INCOME	13,000.00	12,500.00	12,717.14	14,059.98
	DONATIONS/CONTRIBUTIONS	0.00	0.00	0.00	6,860.00
	FRANCHISE FEES INCOME	6,000.00	5,500.00	5,155.84	6,413.80
	SALE OF PROPERTY	140,000.00	0.00	0.00	90,000.00
	INTEREST INCOME	26,500.00	20,000.00	25,052.64	29,571.16
	DDA/CHAMBER: ICE GRANT	0.00	0.00	0.00	0.00
	TRANSFER IN/EMS ADMIN	0.00	0.00	0.00	0.00
	MEDICAL MARIHUANA FACILITIES LICENSING	25,000.00	25,000.00	25,000.00	30,000.00
	SALES TAX FROM MEDICAL MARIHUANA FACILITIES	271,070.30	290,000.00	271,070.30	293,376.50
	ADULT USE FACILITIES	100,000.00	75,000.00	100,000.00	75,000.00
	STATE GRANT REVENUE (MATCH EXPENDITURE)	0.00	25,000.00	0.00	25,000.00
	TRANSFER FROM FIRE SINKING FOR CASCADE	0.00	0.00	0.00	0.00
	TRANSFER FROM SEWER FOR LINE REPAIR	0.00	0.00	0.00	0.00
	BOND ISSUANCE PROCEEDS	0.00	0.00	0.00	0.00
	TRANSFER IN (BRIDGE)	0.00	0.00	0.00	0.00
	TRANSFER IN (POLICE EQUIPMENT)	0.00	0.00	0.00	0.00
	SPARK GRANT REIMBURSEMENT FOR PARKS	287,509.44	202,602.00	202,602.00	0.00
	DNR GRANT REVENUE FOR TREES	36,460.80	12,045.17	12,045.17	0.00
	OTHER STATE GRANTS	983.97	803.83	983.97	0.00
	TRANSFER FROM CDBG FUND LEFT OVER FUNDS	66,976.20	66,976.20	66,976.20	0.00
UNDESIGNATED REVENUE		2,104,709.84	1,881,190.41	1,653,225.66	1,705,145.82
CITY COUNCIL		7/1/2025 - 6/30/2026	7/1/2025 - 6/30/2026	7/1/2025 - 6/30/2026	7/1/2024 - 6/30/2025
(REVENUES)		Proposed	Adopted	As of May 29, 2026	Actual as of June 30, 2025
	NO REVENUE FOR THIS ACCOUNT	0.00	0.00	0.00	0.00
TOTAL REVENUE		0.00	0.00	0.00	0.00
(EXPENDITURES)					

	SALARIES & WAGES	1,920.00	1,920.00	1,760.00	1,904.62
	EMS/FIRE/LIBRARY MEETINGS	0.00	0.00	0.00	0.00
	SOCIAL SECURITY	146.88	146.88	134.64	145.69
	OFFICE SUPPLIES	500.00	500.00	12.93	485.19
	NEW EQUIPMENT	0.00	0.00	0.00	0.00
	WEB DESIGN/MAINT	3,675.00	3,675.00	0.00	3,675.00
	AUDIT	0.00	0.00	0.00	0.00
	PROFESSIONAL SERVICES/ATTY	15,000.00	15,000.00	5,938.26	6,017.92
	DUES & MEMBERSHIPS	7,000.00	7,000.00	4,212.90	3,014.90
	CONTRACT SERVICES - GRANT	0.00	0.00	0.00	0.00
	TRAVEL AND MISC EXPENSES	1,500.00	1,500.00	268.31	35.00
	MEMORIAL DAY,FLAGS,ETC.	750.00	750.00	250.00	275.98
	PRINTING & PUBLISHING	0.00	3,000.00	0.00	0.00
	FRINGE BENEFIT COST	0.00	0.00	0.00	0.00
	ERRORS/OMISSIONS LIABILITY	14,849.25	14,849.25	14,849.25	14,014.88
	MISC AND/OR ALLOCATIONS	2,000.00	2,000.00	1,205.00	19,202.35
	MISC REIMBURSED ACTIVITY	0.00	0.00	0.00	0.00
	ECONOMIC DEVELOPMENT	0.00	0.00	0.00	0.00
	INFORMATION TECHNOLOGY SERVICES	47,500.00	45,000.00	43,414.88	42,902.26
TOTAL EXPENSE		94,841.13	95,341.13	72,046.17	91,673.79
EXCESS REVENUE OR EXPENSE		94,841.13	95,341.13	72,046.17	91,673.79
CITY COUNCIL EXPENDITURES AS A PERCENTAGE OF ALL GENERAL FUND REV		3.93%	4.43%	3.72%	3.89%
MAYOR		7/1/2025 - 6/30/2026	7/1/2025 - 6/30/2026	7/1/2025 - 6/30/2026	7/1/2024 - 6/30/2025
(REVENUES)		Proposed	Adopted	As of May 29, 2026	Actual as of June 30, 2025
	NO REVENUE FOR THIS ACCOUNT	0.00	0.00	0.00	0.00
TOTAL REVENUE		0.00	0.00	0.00	0.00
(EXPENDITURES)					
	SALARIES & WAGES	0.00	0.00	0.00	0.00
	SOCIAL SECURITY	0.00	0.00	0.00	0.00
	TRAVEL & MISC EXPENSES	750.00	0.00	443.20	0.00
	ERRORS/OMISSIONS LIABILITY	0.00	0.00	0.00	0.00
TOTAL EXPENSE		750.00	0.00	443.20	0.00
EXCESS REVENUE OR EXPENSE		0.00	0.00	-443.20	0.00
MAYOR EXPENDITURES AS A PERCENTAGE OF ALL GENERAL FUND REV		0.00%	0.00%	0.00%	0.00%
ELECTION COMMISSION		7/1/2025 - 6/30/2026	7/1/2025 - 6/30/2026	7/1/2025 - 6/30/2026	7/1/2024 - 6/30/2025
(REVENUES)		Proposed	Adopted	As of May 29, 2026	Actual as of June 30, 2025
	NO REVENUE FOR THIS ACCOUNT	0.00	0.00	0.00	0.00
TOTAL REVENUE		0.00	0.00	0.00	0.00
(EXPENDITURES)					
	ELECTION BOARD	690.00	690.00	690.00	1,920.00

	SOCIAL SECURITY	0.00	0.00	0.00	0.00
	OVERTIME	0.00	0.00	0.00	0.00
	OFFICE SUPPLIES & POSTAGE	900.00	592.04	733.37	998.41
	OPERATING SUPPLIES	3,750.00	2,377.36	2,992.36	4,146.55
	TRAVEL AND MISC EXPENSE	300.00	101.06	159.06	455.97
	PRINTING & PUBLISHING	123.23	123.23	123.23	492.57
TOTAL EXPENSE		5,763.23	3,883.69	4,698.02	8,013.50
EXCESS REVENUE OR EXPENSE		-5,763.23	-3,883.69	-4,698.02	-8,013.50
ELECTION COMMISSION EXPENDITURES AS A PERCENTAGE OF ALL GENERAL FUND REV		0.24%	0.18%	0.24%	0.34%
ASSESSOR		7/1/2025 - 6/30/2026	7/1/2025 - 6/30/2026	7/1/2025 - 6/30/2026	7/1/2024 - 6/30/2025
(REVENUES)		Proposed	Adopted	As of May 29, 2026	Actual as of June 30, 2025
	NO REVENUE FOR THIS ACCOUNT	0.00	0.00	0.00	0.00
TOTAL REVENUE		0.00	0.00	0.00	0.00
(EXPENDITURES)					
	OFFICE SUPPLIES/COMPUTER	0.00	0.00	0.00	0.00
	ASSESSING CHARGES	21,159.18	19,500.00	19,534.18	17,907.64
	MISCELLANEOUS	0.00	0.00	0.00	0.00
TOTAL EXPENSE		21,159.18	19,500.00	19,534.18	17,907.64
EXCESS REVENUE OR EXPENSE		-21,159.18	-19,500.00	-18,000.00	-18,000.00
ASSESSOR EXPENDITURES AS A PERCENTAGE OF ALL GENERAL FUND REVENUE		0.88%	0.91%	1.01%	0.76%
CITY ADMINISTRATOR / CLERK & GENERAL OFFICES		7/1/2025 - 6/30/2026	7/1/2025 - 6/30/2026	7/1/2025 - 6/30/2026	7/1/2024 - 6/30/2025
(REVENUES)		Proposed	Adopted	As of May 29, 2026	Actual as of June 30, 2025
	NO REVENUE FOR THIS ACCOUNT	0.00	0.00	0.00	0.00
TOTAL REVENUE		0.00	0.00	0.00	0.00
(EXPENDITURES)					
	SALARIES & WAGES	30,974.56	30,974.29	22,539.91	46,288.85
	SALARIES & WAGES	19,258.34	19,258.34	18,702.89	33,160.17
	SOCIAL SECURITY	0.00	0.00	1,424.03	2,522.28
	UNEMPLOYMENT INS	0.27	0.00	0.27	0.51
	PENSION	1,077.94	1,077.94	1,072.28	1,725.50
	HOSP & LIFE INS	5,070.38	5,070.38	5,000.94	8,383.66
	WORKERS COMPENSATION	5,567.63	5,567.63	-3,660.50	496.73
	FRINGE BENEFIT COST	0.00	0.00	0.00	0.00
	GENERAL OPERATIONS	29,664.24	25,416.67	26,672.69	24,627.84
	PROFESSIONAL DEVELOPMENT	0.00	0.00	0.00	1,560.00
	OFFICE SUPPLIES & POSTAGE	10,500.00	8,000.00	9,603.87	6,540.28
	AUDIT	9,166.67	9,166.67	9,166.67	9,152.00
	NEW EQUIPMENT/COMPUTER	670.00	1,000.00	670.00	600.00

	DUES & MEMBERSHIP	3,000.00	2,000.00	2,562.63	1,350.64
	TRAVEL AND CONFERENCE EXPENSE	1,000.00	3,500.00	395.79	229.77
	PRINTING & PUBLISHING	3,750.00	0.00	2,926.73	161.07
	MISCELLANEOUS	500.00	500.00	379.24	3,914.52
	COPIER EXPENSE	1,077.57	1,250.00	967.76	1,119.56
TOTAL EXPENSE		60,638.80	56,390.96	49,212.60	70,916.69
EXCESS REVENUE OR EXPENSE		-60,638.80	-56,390.96	-49,212.60	-70,916.69
CITY ADMIN / CLERK EXPENDITURES AS A PERCENTAGE OF ALL GENERAL FUND REV		2.52%	2.62%	2.54%	3.01%
BOARD OF REVIEW		7/1/2025 - 6/30/2026	7/1/2025 - 6/30/2026	7/1/2025 - 6/30/2026	7/1/2024 - 6/30/2025
(REVENUES)		Proposed	Adopted	As of May 29, 2026	Actual as of June 30, 2025
	NO REVENUE FOR THIS ACCOUNT	0.00	0.00	0.00	0.00
TOTAL REVENUE		0.00	0.00	0.00	0.00
(EXPENDITURES)					
	BOARD OF REVIEW WAGES	599.41	1,200.00	599.41	545.78
	TRAINING/SCHOOLING/MISC EXPENSE	0.00	0.00	0.00	0.00
TOTAL EXPENSE		599.41	1,200.00	599.41	545.78
EXCESS REVENUE OR EXPENSE		-599.41	-1,200.00	-599.41	-545.78
BOARD OF REVIEW EXPENDITURES AS A PERCENTAGE OF ALL GENERAL FUND REV		0.02%	0.06%	0.03%	0.02%
CODE ENFORCEMENT / PLANNING COMMISSION / ZONING		7/1/2025 - 6/30/2026	7/1/2025 - 6/30/2026	7/1/2025 - 6/30/2026	7/1/2024 - 6/30/2025
(REVENUES)		Proposed	Adopted	As of May 29, 2026	Actual as of June 30, 2025
	ZONING PERMIT FEES	800.00	800.00	805.00	600.00
TOTAL REVENUE		800.00	800.00	805.00	600.00
(EXPENDITURES)					
	SALARIES & FRINGE BENEFITS	2,525.00	3,096.00	1,287.53	774.72
	SALARIES & WAGES	2,000.00	2,880.00	945.00	585.00
	SOCIAL SECURITY	150.00	216.00	72.29	44.75
	UNEMPLOYMENT INS	0.00	0.00	0.00	0.00
	PENSION	75.00	0.00	56.70	35.10
	HOSP & LIFE INS	300.00	0.00	213.54	109.87
	WORKERS COMPENSATION	0.00	0.00	0.00	0.00
	GENERAL OPERATIONS	38,653.60	39,733.60	31,011.85	52,274.44
	PLANNING COMMISSION STIPENDS	900.00	1,680.00	500.00	674.56
	ZONING BOARD OF APPEALS STIPENDS	0.00	300.00	0.00	0.00
	OFFICE SUPPLIES & POSTAGE	150.00	150.00	0.00	49.46
	TRAVEL/MEETINGS & MILEAGE	600.00	600.00	396.45	139.39
	MISC. AND/OR ALLOCATIONS	750.00	750.00	500.00	1,411.03
	MASTER PLAN EXPENSES	36,253.60	36,253.60	29,615.40	50,000.00
TOTAL EXPENSE		41,178.60	42,829.60	32,299.38	53,049.16

EXCESS REVENUE OR EXPENSE		-40,378.60	-42,029.60	-31,494.38	-52,449.16
CE / PC / ZONING EXPENDITURES AS A PERCENTAGE OF ALL GENERAL FUND REV		1.71%	1.99%	1.67%	2.25%
CITY TREASURER		7/1/2025 - 6/30/2026	7/1/2025 - 6/30/2026	7/1/2025 - 6/30/2026	7/1/2024 - 6/30/2025
		Proposed	Adopted	As of May 29, 2026	Actual as of June 30, 2025
(REVENUES)					
	ADM FEES	27,134.06	27,134.06	13,455.71	29,945.35
	DOG LICENSE	500.00	500.00	471.00	537.00
	RUBBISH TAGS	0.00	0.00	0.00	0.00
TOTAL REVENUE		27,634.06	27,634.06	13,926.71	30,482.35
(EXPENDITURES)					
	SALARIES & FRINGE BENEFITS	31,084.61	36,521.52	30,885.03	57,541.28
	SALARIES & WAGES	19,746.90	19,746.90	18,679.90	36,761.99
	SOCIAL SECURITY	0.00	0.00	1,406.98	2,782.32
	UNEMPLOYMENT INS	2.25	25.03	2.25	4.58
	PENSION	1,147.74	1,147.74	977.37	861.65
	HOSP & LIFE INS	10,034.22	10,034.22	9,665.03	16,634.01
	WORKERS COMPENSATION	153.50	5,567.63	153.50	496.73
	FRINGE BENEFIT COST	0.00	0.00	0.00	0.00
	GENERAL OPERATIONS	17,824.79	16,250.00	14,301.85	13,818.52
	PROFESSIONAL DEVELOPMENT	1,695.00	0.00	1,695.00	622.50
	OFFICE SUPPLIES & POSTAGE	3,000.00	3,000.00	1,959.62	2,079.45
	COMPUTER FEE/SUPPORT/EXP	4,879.79	4,000.00	4,879.79	3,686.00
	NEW EQUIPMENT	1,000.00	1,000.00	0.00	0.00
	TAX STMT PREP AND POSTAGE	4,000.00	4,000.00	3,582.61	4,068.55
	TRAVEL AND CONFERENCE EXPENSE	2,000.00	3,000.00	1,058.78	1,917.88
	PRINTING & PUBLISHING	0.00	0.00	0.00	310.00
	MISCELLANEOUS & TAX TRIBUNAL PAYMENTS	0.00	0.00	0.00	12.50
	MISCELLANEOUS AND / OR ALLOCATIONS	0.00	0.00	0.00	0.00
	COPIER EXPENSE	1,250.00	1,250.00	1,126.05	1,121.64
	COMPUTER SOFTWARE - BSA	0.00	0.00	0.00	0.00
TOTAL EXPENSE		48,909.40	52,771.52	45,186.88	71,359.80
EXCESS REVENUE OR EXPENSE		-21,275.34	-25,137.46	-31,260.17	-40,877.45
CITY TREASURER EXPENDITURES AS A PERCENTAGE OF ALL GENERAL FUND REV		2.03%	2.45%	2.34%	3.03%
GENERAL GOVERNMENT		7/1/2025 - 6/30/2026	7/1/2025 - 6/30/2026	7/1/2025 - 6/30/2026	7/1/2024 - 6/30/2025
		Proposed	Adopted	As of May 29, 2026	Actual as of June 30, 2025
(REVENUES)					
	NO REVENUE FOR THIS ACCOUNT	0.00	0.00	0.00	0.00
TOTAL REVENUE		0.00	0.00	0.00	0.00
(EXPENDITURES)					

	MISC AND/OR ALLOCATIONS	0.00	0.00	0.00	455.80
	EMPLOYEE MEDICAL BENEFIT	0.00	0.00	0.00	0.00
TOTAL EXPENSE		0.00	0.00	0.00	455.80
EXCESS REVENUE OR EXPENSE		0.00	0.00	0.00	0.00
EMPLOYEE MEDL BENEFIT EXPENDITURES AS A PERCENTAGE OF ALL GENERAL FUND REV		0.00%	0.00%	0.00%	0.00%
CEMETERY		7/1/2025 - 6/30/2026	7/1/2025 - 6/30/2026	7/1/2025 - 6/30/2026	7/1/2024 - 6/30/2025
		Proposed	Adopted	As of May 29, 2026	Actual as of June 30, 2025
(REVENUES)					
	GRAVE OPENING	12,020.00	9,000.00	12,020.00	9,275.00
	MARKER FOUNDATIONS	7,580.80	5,000.00	7,580.80	7,570.60
	CEMETERY LOT SALES	17,750.00	20,000.00	17,750.00	7,000.00
	DONATIONS TO CEMETERY	0.00	0.00	10,434.56	
TOTAL REVENUE		37,350.80	34,000.00	47,785.36	23,845.60
(EXPENDITURES)					
	GRAVE OPENING WAGES & FRINGE BENEFITS	146,643.79	137,054.27	120,959.50	125,263.62
	SALARIES & WAGES	95,536.02	88,940.73	80,638.09	84,312.40
	OVERTIME WAGES	1,850.00	0.00	1,377.22	1,228.48
	SOCIAL SECURITY (MOWING & CEMETERY)	7,450.03	6,812.52	6,454.45	6,543.65
	UNEMPLOYMENT INS (MOWING & CEMETERY)	0.00	0.00	7.05	9.56
	UNIFORM	0.00	0.00	0.00	0.00
	PENSION (MOWING & CEMETERY)	5,843.16	5,336.44	4,812.56	4,326.01
	HOSP & LIFE INS (MOWING & CEMETERY)	34,035.20	34,035.20	27,205.16	27,516.98
	WORKERS COMPENSATION	1,929.38	1,929.38	464.97	1,326.54
	FRINGE BENEFITS	0.00	0.00	0.00	0.00
	CEMETERY GENERAL OPERATIONS	53,121.00	35,735.00	32,717.62	195,507.39
	OPERATING SUPPLIES	12,500.00	15,000.00	7,990.09	15,454.03
	REP & MAINT SUPPLIES	0.00	0.00	1,264.48	463.92
	COMPUTER PROGRAM/MAINT	471.00	435.00	471.00	457.00
	TREES CUT & TREE PLANTING	15,000.00	15,000.00	0.00	0.00
	PHONE	2,000.00	2,000.00	1,528.81	1,523.39
	ELECTRICITY	1,500.00	1,500.00	1,059.13	1,295.14
	NATURAL GAS	2,000.00	1,500.00	1,713.80	959.91
	MISCELLANEOUS	0.00	0.00	0.00	0.00
	CAPITAL OUTLAY	19,250.00	0.00	18,364.22	175,354.00
	OFFICE SUPPLIES & POSTAGE	400.00	300.00	326.09	0.00
	CEMETERY MOWING	25,000.00	25,000.00	17,351.74	23,678.23
	SALARIES & WAGES	0.00	0.00	0.00	0.00
	EQUIPMENT FEES	25,000.00	25,000.00	17,351.74	23,678.23
TOTAL EXPENSE		224,764.79	197,789.27	171,028.86	344,449.24
EXCESS REVENUE OR EXPENSE		-187,413.99	-163,789.27	-123,243.50	-320,603.64

CEMETERY EXPENDITURES AS A PERCENTAGE OF ALL GENERAL FUND REV		9.33%	9.19%	8.84%	14.62%
BUILDING & GROUNDS		7/1/2025 - 6/30/2026	7/1/2025 - 6/30/2026	7/1/2025 - 6/30/2026	7/1/2024 - 6/30/2025
		Proposed	Adopted	As of May 29, 2026	Actual as of June 30, 2025
(REVENUES)					
	NO REVENUE FOR THIS ACCOUNT	0.00	0.00	0.00	0.00
TOTAL REVENUE		0.00	0.00	0.00	0.00
(EXPENDITURES)					
	SALARIES & FRINGE BENEFITS	47,611.62	47,278.80	38,929.37	34,424.22
	SALARIES & WAGES	33,802.89	33,802.89	27,651.44	24,658.05
	SOCIAL SECURITY (MOWING & B&GS)	2,430.15	2,430.15	2,411.93	2,108.52
	UNEMPLOYMENT INS (MOWING & B&GS)	0.00	0.00	3.73	6.39
	PENSION (MOWING & B&GS)	2,000.00	1,646.67	1,606.87	1,216.42
	HOSP & LIFE INS (MOWING & B&GS)	7,650.00	5,170.51	6,959.13	5,558.25
	UNIFORM	0.00	2,500.00	0.00	0.00
	WORKERS COMPENSATION (MOWING & B&GS)	1,728.58	1,728.58	296.27	876.59
	FRINGE BENEFITS	0.00	0.00	0.00	0.00
	GENERAL OPERATIONS	133,183.94	159,880.09	110,448.48	63,146.24
	WAGES - CLEANING	0.00	0.00	0.00	0.00
	OPERATING SUPPLIES	22,500.00	22,500.00	10,150.20	16,016.59
	PHONE & INTERNET	16,500.00	12,000.00	14,744.60	12,536.42
	EQUIPMENT FEES (MOWING & B&GS)	14,000.00	10,000.00	11,153.73	5,046.92
	PRINTING & PUBLISHING	0.00	0.00	0.00	298.60
	GEN LIABILITY INS	4,477.59	4,477.59	4,477.59	4,224.28
	ELECTRICITY	10,000.00	10,000.00	8,472.98	8,816.98
	NATURAL GAS	8,000.00	7,000.00	7,363.23	7,175.01
	REPAIRS & MAINT / BLDG IMPROVEMENTS	50,000.00	90,000.00	46,698.72	5,729.45
	MISCELLANEOUS	500.00	2,500.00	181.08	559.92
	CAPITAL OUTLAY/PHONE SYSTEM	5,779.00	0.00	5,779.00	0.00
	BLDG. IMPROVEMENTS	0.00	0.00	0.00	0.00
	EMS BLDG IMPROVEMENTS	0.00	0.00	0.00	0.00
	TAXES & MAINT.	1,427.35	1,402.50	1,427.35	283.35
	ECONOMIC DEVELOPMENT	0.00	0.00	0.00	2,458.72
	MOWING	0.00	0.00	0.00	0.00
	SALARIES & WAGES	0.00	0.00	0.00	0.00
TOTAL EXPENSE		180,795.56	207,158.89	149,377.85	97,570.46
EXCESS REVENUE OR EXPENSE		-180,795.56	-207,158.89	-149,377.85	-97,570.46
B & G EXPENDITURES AS A PERCENTAGE OF ALL GENERAL FUND REV		7.50%	9.62%	7.72%	4.14%
LIBRARY		7/1/2025 - 6/30/2026	7/1/2025 - 6/30/2026	7/1/2025 - 6/30/2026	7/1/2024 - 6/30/2025
		Proposed	Adopted	As of May 29, 2026	Actual as of June 30, 2025
(REVENUES)					

	TRANSFER IN (LIBRARY)	0.00	0.00	0.00	0.00
TOTAL REVENUE		0.00	0.00	0.00	0.00
(EXPENDITURES)					
	SALARIES & FRINGE BENEFITS	0.00	0.00	0.00	0.00
	SALARIES & WAGES	0.00	0.00	0.00	0.00
	SOCIAL SECURITY	0.00	0.00	0.00	0.00
	UNEMPLOYMENT INS	0.00	0.00	0.00	0.00
	PENSION	0.00	0.00	0.00	0.00
	HOSP & LIFE INS	0.00	0.00	0.00	0.00
	WORKERS COMPENSATION	0.00	0.00	0.00	0.00
	GENERAL OPERATIONS	0.00	0.00	0.00	0.00
	GAS & ELECTRIC	0.00	0.00	0.00	0.00
	EMPLOYEE MEDICAL BENEFIT	0.00	0.00	0.00	0.00
	COMPUTER MAINT	0.00	0.00	0.00	0.00
	TRANSFER OUT TO LIBRARY FUND	0.00	0.00	0.00	0.00
TOTAL EXPENSE		0.00	0.00	0.00	0.00
EXCESS REVENUE OR EXPENSE		0.00	0.00	0.00	0.00
LIBRARY EXPENDITURES AS A PERCENTAGE OF ALL GENERAL FUND REV		0.00%	0.00%	0.00%	0.00%
POLICE DEPARTMENT		7/1/2025 - 6/30/2026	7/1/2025 - 6/30/2026	7/1/2025 - 6/30/2026	7/1/2024 - 6/30/2025
(REVENUES)		Proposed	Adopted	As of May 29, 2026	Actual as of June 30, 2025
	LIQUOR LICENSE	1,524.05	1,524.05	1,524.05	754.60
	POLICE OUIL REVENUE	0.00	0.00	0.00	0.00
	STATE TRAINING FUNDS/POLICE	24,000.00	0.00	4,208.70	8,064.93
	POLICE DEPT INCOME	20.00	0.00	20.00	29.00
	FINES AND FORFEITS	3,590.73	3,000.00	3,590.73	4,221.82
	CIVIL FINES	0.00	0.00	0.00	0.00
	PARKING TICKETS & PBT TEST	10.00	300.00	10.00	135.00
	POLICE DEPT BRYNE GRANT	0.00	0.00	0.00	0.00
	ACT 99 MUNICIPAL LOAN FOR PATROL CAR	0.00	0.00	0.00	0.00
TOTAL REVENUE		29,144.78	4,824.05	9,353.48	13,205.35
(EXPENDITURES)					
	SALARIES & FRINGE BENEFITS	467,219.97	466,873.06	398,816.52	369,865.55
	FULL-TIME WAGES	195,924.16	126,846.30	170,065.54	161,048.59
	FULL-TIME POLICE CHIEF	92,988.97	82,078.26	83,991.40	83,108.44
	PART-TIME POLICE CHIEF	0.00	0.00	0.00	0.00
	PART-TIME WAGES	15,000.00	90,438.98	10,098.56	10,678.48
	OVERTIME WAGES	35,000.00	27,442.71	29,982.55	19,725.69
	ON-CALL WAGES	0.00	0.00	0.00	0.00
	CROSSING GUARD WAGES	2,000.00	2,683.37	1,682.64	1,766.24
	ADMIN CLERK WAGES	12,463.80	18,434.52	10,099.44	15,445.17

	SOCIAL SECURITY	27,033.34	26,616.20	23,346.26	22,320.60
	UNEMPLOYMENT INS	0.00	0.00	37.86	44.31
	PENSION	18,536.55	15,279.74	16,098.61	14,410.82
	HOSP & LIFE INS	60,000.00	68,779.82	51,555.36	36,274.71
	WORKERS COMPENSATION	8,273.16	8,273.16	1,858.30	5,042.50
	FRINGE BENEFITS	0.00	0.00	0.00	0.00
	OFFICE SUPPLIES & POSTAGE	3,000.00	3,000.00	1,136.49	1,926.39
	SOFTWARE MAIN AND INTERNET	12,500.00	30,000.00	9,199.18	14,649.80
	OPERATING SUPPLIES	4,500.00	1,500.00	3,696.50	1,449.41
	NEW EQUIPMENT	2,500.00	2,500.00	1,178.41	17,169.46
	PATROL CAR SAVINGS	0.00	0.00	0.00	0.00
	PATROL CAR PURCHASE	0.00	0.00	0.00	0.00
	PATROL CAR LOAN	0.00	0.00	0.00	0.00
	PHONE	5,500.00	5,500.00	4,710.40	4,683.13
	GAS PATROL CARS	14,000.00	13,000.00	10,462.28	11,182.99
	MAINT PATROL CARS	8,500.00	8,500.00	6,490.94	9,953.92
	UNIFORM ALLOWANCE	4,200.00	4,200.00	3,694.10	1,825.41
	PRINTING & PUBLISHING	150.00	0.00	82.29	30.00
	FLEET/PROFESSIONAL LIABILIT	4,472.28	4,472.28	4,472.28	4,221.01
	RADIO REP & MAINT	1,250.00	1,250.00	0.00	0.00
	POLICE DEPT BRYNE EXPENSES	0.00	0.00	0.00	0.00
	MISCELLANEOUS/INV EXPENSES	7,500.00	2,500.00	6,092.48	3,883.53
	POLICE SCHOOL TRAINING	1,000.00	1,000.00	847.18	1,783.16
	STATE TRAINING FUND	0.00	0.00	583.23	260.63
	CAPITAL OUTLAY	0.00	0.00	0.00	0.00
TOTAL EXPENSE		536,292.25	544,295.34	451,462.28	442,884.39
EXCESS REVENUE OR EXPENSE		-507,147.47	-539,471.29	-442,108.80	-429,679.04
POLICE DEP EXPENDITURES AS A PERCENTAGE OF ALL GENERAL FUND REV		22.25%	25.29%	23.33%	18.80%
FIRE DEPARTMENT		7/1/2025 - 6/30/2026	7/1/2025 - 6/30/2026	7/1/2025 - 6/30/2026	7/1/2024 - 6/30/2025
(REVENUES)		Proposed	Adopted	As of May 29, 2026	Actual as of June 30, 2025
	FIRE:TOWNSHIP CONTRACTS	153,660.80	153,660.80	153,660.80	53,775.16
	FIRE DEPT MISC INCOME	0.00	0.00	0.00	0.00
	FIRE DEPT: GRANT REVENUE	0.00	0.00	0.00	0.00
	FIRE DEPT: REIMBURSEMENT FROM EMS FOR EMT CLASS	0.00	0.00	0.00	0.00
TOTAL REVENUE		153,660.80	153,660.80	153,660.80	53,775.16
(EXPENDITURES)					
	FIREMEN/OFFICERS' WAGES	80,500.00	76,144.57	79,477.24	51,839.55
	SOCIAL SECURITY & FICA	6,158.25	5,825.06	6,080.03	3,965.72
	FRINGE BENEFITS	0.00	982.34	0.00	0.00
	UNEMPLOYMENT INS	17.58	25.00	17.58	12.35
	OFFICE SUPPLIES & POSTAGE	1,100.00	900.00	845.53	192.00
	SOFTWARE MAIN AND INTERNET	6,500.00	10,000.00	5,433.74	9,740.74
	OPERATING SUPPLIES	9,000.00	8,000.00	7,510.22	3,725.04
	GAS & OIL FIRE TRKS	10,000.00	10,000.00	7,328.92	7,101.10
	EQUIPMENT & VEHICLE MAINT	80,000.00	80,000.00	78,942.46	45,105.29

	TESTING / CERTIFICATION OF EQUIPMENT	0.00	0.00	0.00	0.00
	DUES & SUBSCRIPTIONS	3,250.00	3,250.00	3,192.66	5,470.82
	PHONE	8,000.00	4,500.00	7,103.23	6,376.17
	COMP INSURANCE	3,370.61	3,370.61	1,259.28	3,444.94
	FLEET/EQUIP/MALPRACTICE	5,639.43	5,639.43	5,639.43	5,321.00
	ELECTRICITY	4,000.00	4,000.00	3,316.79	3,077.48
	HEATING	3,000.00	2,750.00	2,605.28	2,303.73
	RADIO REP & MAINT	3,000.00	2,000.00	2,728.41	1,764.30
	COUNTY AIR TRUCK	0.00	0.00	0.00	0.00
	FIREMEN'S PHYSICALS	0.00	0.00	0.00	0.00
	SCBA	6,000.00	2,500.00	5,387.85	5,557.45
	MISCELLANEOUS	1,000.00	1,000.00	505.73	367.53
	TRAINING/SCHOOLING EXPENSES	8,500.00	8,500.00	3,750.00	10,812.27
	TRAINING FACILITY EXPENSES	8,500.00	4,000.00	7,771.08	0.00
	NEW EQUIPMENT	17,500.00	10,132.04	16,565.55	28,538.69
	PAGERS (NARROW BAND) one time exp	10,000.00	10,000.00	0.00	0.00
	HAZARDOUS MAT TEAM	1,000.00	1,000.00	0.00	89.00
	FUNDS TO FIRE SINKING FUND FOR FUTURE CAPITAL OUTLAY	0.00	0.00	0.00	0.00
	FIRE DEPARTMENT RESTORATION FROM WATER LEAK	0.00	0.00	0.00	0.00
	LOAN PAYMENT ON FIRE TRUCK	55,111.61	55,111.61	55,111.61	55,111.61
TOTAL OPERATING EXPENSES		331,147.48	309,630.66	300,572.62	249,916.78
CAPITAL OUTLAY		27,341.80	20,000.00	27,341.80	10,821.95
TOTAL EXPENSE		358,489.28	329,630.66	327,914.42	260,738.73
EXCESS REVENUE OR EXPENSE		-204,828.48	-175,969.86	-174,253.62	-206,963.57
FIRE DEPT EXPENDITURES AS A PERCENTAGE OF ALL GENERAL FUND REV		14.87%	15.32%	16.95%	11.07%
BLDG / ELEC / RENTAL		7/1/2025 - 6/30/2026	7/1/2025 - 6/30/2026	7/1/2025 - 6/30/2026	7/1/2024 - 6/30/2025
		Proposed	Adopted	As of May 29, 2026	Actual as of June 30, 2025
(REVENUES)					
	ELECTRICAL PERMIT FEES	5,250.00	4,000.00	4,915.00	4,590.00
	BUILDING ADMIN. FEE	0.00	0.00	0.00	0.00
	BUILDING PERMIT FEES	12,500.00	7,000.00	12,002.00	7,340.00
	BUILDING VIOLATION/CIVIL FEES	0.00	0.00	0.00	0.00
	RENTAL REGISTRATION	0.00	0.00	0.00	0.00
	RENTAL INSPECTIONS	0.00	0.00	0.00	0.00
TOTAL REVENUE		17,750.00	11,000.00	16,917.00	11,930.00
(EXPENDITURES)					
	SALARIES & FRINGE BENEFITS	1,256.00	1,225.80	61.60	349.89
	SALARIES & WAGES	0.00	0.00	0.00	0.00
	SOCIAL SECURITY (ELECTRICAL INSPECTOR & RENTAL INSPECTOR)	1,224.00	1,224.00	45.90	220.32
	UNEMPLOYMENT INS	0.00	0.00	0.36	1.73
	PENSION	0.00	0.00	0.00	0.00
	HOSP & LIFE INS	0.00	0.00	0.00	0.00

	WORKERS COMPENSATION	32.00	1.80	15.34	127.84
	BUILDING INSPECTOR WAGES	12,000.00	12,000.00	9,400.00	8,485.00
	ELEC INSP SCHOOL WAGES	0.00	0.00	0.00	0.00
	ELECTRICAL INSPECTOR WAGES	4,000.00	4,000.00	600.00	2,820.00
	RENTAL INSPECTOR WAGES	0.00	0.00	0.00	0.00
	BUILDING OFFICE SUPPLIES	50.00	50.00	0.00	0.00
	ELECTRICAL OFFICE SUPPLIES	50.00	50.00	0.00	0.00
	BUILDING OPERATING SUPPLIES	250.00	250.00	0.00	0.00
	BUILDING MILEAGE	0.00	0.00	0.00	0.00
	ELECTRICAL MILEAGE	0.00	0.00	0.00	0.00
	BUILDING PRINTING & PUBLISH	50.00	50.00	0.00	0.00
	BUILDING MISCELLANEOUS	25.00	25.00	0.00	0.00
	RENTAL MISCELLANEOUS EXP	250.00	250.00	0.00	0.00
	BUILDING SCHOOL/TRAINING	0.00	0.00	0.00	0.00
	TRANSFER OUT TO BLDG / ELEC / RENTAL FUTURE IMPROVEMENT FUND	0.00	0.00	0.00	0.00
TOTAL EXPENSE		17,931.00	17,900.80	10,061.60	11,654.89
EXCESS REVENUE OR EXPENSE		-181.00	-6,900.80	6,855.40	275.11
BLDG / ELEC / RENTAL EXPENDITURES AS A PERCENTAGE OF GENERAL FUND REV		0.74%	0.83%	0.52%	0.49%
MIS PUBLIC WORKS		7/1/2025 - 6/30/2026	7/1/2025 - 6/30/2026	7/1/2025 - 6/30/2026	7/1/2024 - 6/30/2025
(REVENUES)		Proposed	Adopted	As of May 29, 2026	Actual as of June 30, 2025
	MOWING FEES	2,088.40	2,088.40	2,088.40	600.00
	TREE GRANTS/DONATIONS	0.00	0.00	0.00	0.00
	TRANSFER IN/MAJOR STREET	0.00	0.00	0.00	0.00
	TRANSFER FROM WATER IMPROVE FOR ASSET MANAGEMENT PLAN	0.00	0.00	0.00	0.00
	TRANSFER FROM MAJOR STREETS FOR ASSET MANAGEMENT PLAN	0.00	0.00	0.00	0.00
	TRANSFER FROM LOCAL STREET FOR ASSET MANAGEMENT PLAN	0.00	0.00	0.00	0.00
	TRANSFER FROM DDA FOR FAÇADE PROJECT	0.00	0.00	0.00	0.00
	TRANSFER IN FROM LOCAL STREETS	0.00	0.00	0.00	0.00
TOTAL REVENUE		2,088.40	2,088.40	2,088.40	600.00
(EXPENDITURES)					
	SALARIES & FRINGE BENEFITS	0.00	0.00	0.00	0.00
	SALARIES & WAGES	0.00	0.00	0.00	0.00
	OVERTIME	0.00	0.00	0.00	0.00
	SOCIAL SECURITY	0.00	0.00	0.00	0.00
	UNEMPLOYMENT INS	0.00	0.00	0.00	0.00
	PENSION	0.00	0.00	0.00	0.00
	HOSP & LIFE INS	0.00	0.00	0.00	0.00
	WORKERS COMPENSATION	0.00	0.00	0.00	0.00
	CONSULTANT SERVICES - HAMMONTREE DRIVE	0.00	0.00	0.00	0.00
	PUBLIC WORKS EQUIP FEES	0.00	0.00	0.00	0.00
	STREET AND TRAFFIC LIGHTS	45,000.00	50,000.00	39,135.88	44,831.78
	MISCELLANEOUS/OPER SUPPLIES	0.00	0.00	0.00	0.00
	TREES PLANT	0.00	2,000.00	0.00	0.00
	SIDEWALKS	0.00	0.00	0.00	0.00

	MAIN STREET LOAN/1ST FEDERAL	0.00	0.00	0.00	0.00
	DNR DOWNTOWN TREE GRANT	36,460.80	8,839.78	30,297.41	5,559.20
	CONSULTANT SERVICES - ASSET MANAGEMENT PLAN	0.00	0.00	0.00	0.00
TOTAL EXPENSE		81,460.80	60,839.78	69,433.29	50,390.98
EXCESS REVENUE OR EXPENSE		-79,372.40	-58,751.38	-67,344.89	-49,790.98
MIS PUBLIC WORKS EXPENDITURES AS A PERCENTAGE OF ALL GENERAL FUND REV		3.38%	2.83%	3.59%	2.14%
RECYCLING & BRUSH COLLECTION		7/1/2025 - 6/30/2026	7/1/2025 - 6/30/2026	7/1/2025 - 6/30/2026	7/1/2024 - 6/30/2025
(REVENUES)		Proposed	Adopted	As of May 29, 2026	Actual as of June 30, 2025
	REFUSE WAGES TRANSFER IN	36,389.73	36,389.73	36,389.73	12,000.00
	RECYCLING INCOME	0.00	0.00	0.00	0.00
TOTAL REVENUE		36,389.73	36,389.73	36,389.73	12,000.00
(EXPENDITURES)					
	SALARIES & WAGES	22,013.50	21,889.73	17,226.94	14,360.62
	SALARIES & WAGES	16,906.55	16,782.03	14,243.60	11,514.95
	SOCIAL SECURITY	1,293.35	1,294.10	1,089.69	880.90
	UNEMPLOYMENT INS	0.00	0.00	0.71	0.66
	PENSION	1,006.92	1,006.92	846.19	634.13
	HOSP & LIFE INS	2,806.68	2,806.68	1,046.75	1,329.98
	WORKERS COMPENSATION	0.00	0.00	0.00	0.00
	FRINGE BENEFITS	0.00	0.00	0.00	0.00
	GENERAL OPERATIONS	14,500.00	14,500.00	12,500.73	10,547.61
	DUMPSTERS	0.00	0.00	0.00	0.00
	MISCELLANEOUS	0.00	0.00	0.00	0.00
	PHONE	0.00	0.00	0.00	0.00
	BRUSH & LEAF PICKUP EQUIP FEES	14,500.00	14,500.00	12,500.73	10,547.61
	TRANSFER TO REFUSE FUND FOR BRUSH PICKUP	0.00	0.00	0.00	0.00
	LEAF COLLECTION CONTRACT	0.00	0.00	0.00	0.00
TOTAL EXPENSE		36,513.50	36,389.73	29,727.67	24,908.23
EXCESS REVENUE OR EXPENSE		-123.77	0.00	6,662.06	-12,908.23
REC & BRUSH COLLECTION EXPENDITURES AS A PERCENTAGE OF ALL GENERAL FUND REV		1.51%	1.69%	1.54%	1.06%
PARKS		7/1/2025 - 6/30/2026	7/1/2025 - 6/30/2026	7/1/2025 - 6/30/2026	7/1/2024 - 6/30/2025
(REVENUES)		Proposed	Adopted	As of May 29, 2026	Actual as of June 30, 2025
	PARK INCOME	750.00	750.00	720.00	2,105.00
	DONATIONS FOR DAY REC PROGRAM	0.00	0.00	0.00	0.00
	SOFTBALL REVENUE	0.00	0.00	0.00	0.00
	SPARK GRANT REIMBURSEMENT	0.00	0.00	0.00	503,302.92
TOTAL REVENUE		750.00	750.00	720.00	505,407.92
(EXPENDITURES)					
	SALARIES & WAGES	48,414.47	43,775.30	41,656.22	36,282.65
	SALARIES & WAGES	35,393.10	35,393.10	29,988.49	27,290.66
	SOCIAL SECURITY (MOWING & PARKS)	2,502.75	2,502.75	2,446.05	2,222.30

	UNEMPLOYMENT INS (MOWING & PARKS)	0.00	0.00	5.05	6.16
	PENSION (MOWING & PARKS)	1,518.62	1,518.62	1,103.31	936.68
	HOSP & LIFE INS (MOWING & PARKS)	9,000.00	4,360.83	7,873.10	5,099.28
	WORKERS COMPENSATION	0.00	0.00	240.22	727.57
	UNIFORM	0.00	0.00	0.00	0.00
	FRINGE BENEFITS	0.00	0.00	0.00	0.00
	DAY RECREATION PROGRAM	4,463.35	4,463.35	4,463.35	2,963.99
	DAY REC PROGRAM WAGES	1,985.00	1,985.00	1,985.00	1,840.00
	SOCIAL SECURITY	0.00	0.00	0.00	0.00
	DAY REC EXPENSES	2,478.35	2,478.35	2,478.35	1,123.99
	GENERAL OPERATIONS	50,250.00	47,750.00	41,638.31	51,999.81
	OPERATING SUPPLIES	37,500.00	35,000.00	31,966.90	41,286.74
	ELECTRICITY	4,250.00	4,250.00	3,074.74	3,865.66
	REPAIRS & MAINT	0.00	0.00	284.91	0.00
	EQUIPMENT FEES	8,500.00	8,500.00	6,311.76	6,847.41
	PARK PLANNING & IMPROVEMENTS	0.00	0.00	0.00	24,490.45
	PARK PLANNING	0.00	0.00	0.00	0.00
	PARK IMPROVEMENTS	0.00	0.00	0.00	24,490.45
	MOWING	800.00	800.00	800.00	622.66
	SALARIES & WAGES	800.00	800.00	800.00	622.66
	CAPITAL OUTLAY	287,509.44	209,943.57	287,509.44	535,049.86
TOTAL EXPENSE		391,437.26	306,732.22	376,067.32	651,409.42
EXCESS REVENUE OR EXPENSE		-391,437.26	-306,732.22	-376,067.32	-651,409.42
PARKS EXPENDITURES AS A PERCENTAGE OF ALL GENERAL FUND REV		16.24%	14.25%	19.44%	27.66%
COMMUNITY & ECONOMIC DEVELOPMENT		7/1/2025 - 6/30/2026	7/1/2025 - 6/30/2026	7/1/2025 - 6/30/2026	7/1/2024 - 6/30/2025
(REVENUES)		Proposed	Adopted	As of May 29, 2026	Actual as of June 30, 2025
	DDA CONTRIBUTION	0.00	0.00	0.00	0.00
TOTAL REVENUE		0.00	0.00	0.00	0.00
(EXPENDITURES)					
	SALARIES & WAGES	81,231.34	81,231.34	57,517.58	77,742.51
	SALARIES & WAGES	65,124.80	65,124.80	45,080.00	61,720.88
	SOCIAL SECURITY	4,982.05	4,982.05	3,711.56	5,006.23
	UNEMPLOYMENT INS	0.00	0.00	3.37	5.70
	PENSION	3,907.49	3,907.49	2,937.36	4,006.54
	HOSP & LIFE INS	7,217.00	7,217.00	5,785.29	7,003.16
	WORKERS COMPENSATION	0.00	0.00	0.00	0.00
	UNIFORM	0.00	0.00	0.00	0.00
	FRINGE BENEFITS	0.00	0.00	0.00	0.00
	FELLOWSHIP COSTS	0.00	0.00	0.00	0.00

	GENERAL OPERATIONS	3,500.00	3,500.00	2,458.27	5,870.75
	OPERATING SUPPLIES	2,000.00	2,000.00	2,278.67	2,039.41
	ELECTRICITY	0.00	0.00	0.00	0.00
	REPAIRS & MAINT	0.00	0.00	0.00	0.00
	EQUIPMENT FEES	0.00	0.00	0.00	0.00
	CONTRACTUAL SERVICES: MSHDA MI NEIGHBOR	0.00	0.00	0.00	2,500.00
	PROFESSIONAL DEVELOPMENT	1,500.00	1,500.00	179.60	1,331.34
TOTAL EXPENSE		84,731.34	84,731.34	59,975.85	83,613.26
EXCESS REVENUE OR EXPENSE		-84,731.34	-84,731.34	-59,975.85	-83,613.26
COMMUNITY & ECON EXPENDITURES AS A PERCENTAGE OF ALL GENERAL FUND REV		3.19%	3.19%	3.19%	3.19%
	CONTINGENCY FUND	0.00	0.00	0.00	0.00
	MISC EXP	0.00	0.00	0.00	0.00
	ICE GRANT/PARKING LOTS/TRANSFER	0.00	0.00	0.00	0.00
	DDA/CHAMBER: ICE GRANT	0.00	0.00	0.00	0.00
	MISC EXP	0.00	0.00	0.00	0.00
	TRANSFER TO STREET PROJECTS	0.00	0.00	0.00	0.00
	TRANSFER TO CAPITAL PROJECTS	0.00	0.00	0.00	0.00
	TRANSFER TO 2018 CAP IM PROJECT FUNDS	30,428.00	30,428.00	0.00	30,428.00
	TRANSFER TO EMS FUND	99,973.89	99,973.89	99,973.89	136,468.21
	TRANSFER TO 2021 CDBG PROJECT	0.00	0.00	0.00	0.00
	DNR GRANT MATCH	0.00	0.00	0.00	0.00
	WALKING TRAIL ALLOCATION	0.00	0.00	0.00	0.00
TOTAL EXPENSE		130,401.89	130,401.89	99,973.89	166,896.21
OTHER EXPENDITURES AS A PERCENTAGE OF ALL GENERAL FUND REV		21.17%	21.17%	21.17%	21.17%
TOTAL UNDESIGNATED REVENUE		2,104,709.84	1,881,190.41	1,653,225.66	1,705,145.82
TOTAL DESIGNATED REVENUE		305,568.57	271,147.04	281,646.48	651,846.38
TOTAL REVENUE DESIGNATED OR UNDESIGNATED		2,410,278.41	2,152,337.45	1,934,872.14	2,355,246.00
TOTAL EXPENSE		2,316,657.42	2,187,786.82	1,969,042.87	2,448,425.00
EXCESS REVENUE OR EXPENDITURES		93,620.99	-35,449.37	-34,170.73	-93,179.00
CASH FUND PERCENTAGE CREATED AGAINST ALL GENERAL FUND EXPENDITURES		4.04%	-1.62%	-1.74%	-3.81%
	FISCAL YEAR STARTING FUND BALANCE	542,509.45	542,509.45	542,509.45	635,688.45
	FISCAL YEAR EXCESS REVENUE OR EXPENDITURES	93,620.99	-35,449.37	-34,170.73	-93,179.00
	FISCAL YEAR ENDING FUND BALANCE	636,130.44	507,060.08	508,338.72	542,509.45
	FUND BALANCE PERCENTAGE AGAINST ALL EXPENDITURES	27.46%	23.18%	25.82%	22.16%
FUND 202:	**MAJOR STREET FUND**				
		7/1/2025 - 6/30/2026	7/1/2025 - 6/30/2026	7/1/2025 - 6/30/2026	7/1/2024 - 6/30/2025
(REVENUES)		Proposed	Adopted	As of May 29, 2026	Actual as of June 30, 2025

	FUNDS FORWARD	0	0	0	0
	WEIGHT AND GAS TAXES	268,271.29	281,276.11	245,040.07	275,188.89
	MISC REVENUES	0.00	0.00	0.00	50.00
	GRANT REVENUE	0.00	96,000.00	0.00	0.00
	INTEREST INCOME	8,000.00	6,000.00	7,453.45	14,262.00
TOTAL REVENUE		276,271.29	383,276.11	252,493.52	289,500.89
(EXPENDITURES)					
CONTRACT SERVICES					
	CONTRACT SVS	0.00	0.00	0.00	1,020.00
	TOTAL CONTRACT SERVICES	0.00	0.00	0.00	1,020.00
OPERATING & MAINTENANCE					
	SALARIES & WAGES	68,276.23	69,062.51	45,104.29	38,762.28
	SALARIES & WAGES	45,374.89	45,374.89	30,518.55	26,532.27
	SOCIAL SECURITY	4,233.22	4,233.22	2,334.77	2,029.47
	UNEMPLOYMENT INS	12.83	12.83	4.15	4.32
	PENSION	3,278.71	3,278.71	1,065.61	1,072.59
	HOSP & LIFE INS	13,000.00	10,786.28	9,550.15	5,245.30
	WORKERS COMPENSATION	1,576.58	1,576.58	1,142.99	3,135.52
	UNIFORM	800.00	3,800.00	488.07	742.81
	FRINGE BENEFITS	0.00	0.00	0.00	0.00
	GENERAL OPERATIONS	272,600.00	275,500.00	262,061.37	40,059.52
	REP,MAINT & OPER SUPPLIES	47,500.00	45,000.00	45,026.05	10,120.28
	TREE CUT,TRIM, STUMP REMOV	0.00	10,000.00	0.00	3,125.00
	EQUIPMENT FEES	25,000.00	17,500.00	16,991.06	20,386.21
	PRINTING & PUBLISHING	100.00	0.00	44.26	82.01
	EMPLOYEE MEDICAL BENEFIT	0.00	0.00	0.00	0.00
	CAPITAL OUTLAY	0.00	0.00	0.00	0.00
	BRIDGE INSPECTION	0.00	3,000.00	0.00	0.00
	CAPITAL OUTLAY	200,000.00	200,000.00	200,000.00	6,346.02
	TOTAL O & M	340,876.23	344,562.51	307,165.66	78,821.80
WINTER					
	SALARIES & WAGES	7,457.42	12,450.02	7,457.42	2,625.17
	SALARIES & WAGES	5,464.62	8,007.00	5,464.62	2,064.87
	SOCIAL SECURITY	418.06	747.04	418.06	157.97
	UNEMPLOYMENT INS	1.50	13.46	1.50	0.71
	PENSION	323.31	578.60	323.31	111.02
	HOSP & LIFE INS	1,249.93	3,103.92	1,249.93	290.60
	WORKERS COMPENSATION	0.00	0.00	0.00	0.00
	FRINGE BENEFITS	0.00	0.00	0.00	0.00
	GENERAL OPERATIONS	6,627.34	15,000.00	6,627.34	4,752.12
	OPERATING SUPPLIES	3,141.42	5,000.00	3,141.42	3,390.06

	EQUIPMENT FEES	3,485.92	10,000.00	3,485.92	1,362.06
	TOTAL WINTER	14,084.76	27,450.02	14,084.76	7,377.29
ADMIN					
	SALARIES & WAGES	24,061.94	22,758.57	21,370.03	21,273.34
	SALARIES & WAGES	15,663.67	14,880.65	14,054.92	14,459.27
	SOCIAL SECURITY	1,198.27	1,138.37	1,065.00	1,097.08
	UNEMPLOYMENT INS	0.00	0.00	1.19	1.05
	PENSION	950.00	865.54	802.12	532.66
	HOSP & LIFE INS	6,250.00	5,874.01	5,446.80	5,183.28
	WORKERS COMPENSATION	0.00	0.00	0.00	0.00
	FRINGE BENEFITS	0.00	0.00	0.00	0.00
	GENERAL OPERATIONS	1,250.00	2,000.00	747.29	660.58
	OFFICE EXPENSE	0.00	750.00	0.00	0.00
	COPIER/POSTAGE MAIN	1,250.00	1,250.00	747.29	660.58
	COMPUTER	0.00	0.00	0.00	0.00
	NEW EQUIPMENT	0.00	0.00	0.00	0.00
	AUDIT EXPENSE	0.00	0.00	0.00	0.00
	PRINTING & PUBLISHING	0.00	0.00	0.00	0.00
	TRANSFER TO GENERAL ACCOUNT - ASSET	0.00	0.00	0.00	0.00
	TOTAL ADMIN	25,311.94	24,758.57	22,117.32	21,933.92
	ALLOCATIONS				
	TO LOCAL ST (25% STATE)	60,000.00	60,000.00	60,000.00	60,000.00
	MAIN STREET BOND ALLOCAT.	0.00	0.00	0.00	0.00
	CONTINGENCY FUND	0.00	0.00	0.00	0.00
	CAPITAL PROJECTS (BRIDGE)	0.00	0.00	0.00	0.00
	CAPITAL PROJECTS (STREET GRANT)	0.00	0.00	0.00	0.00
	CDBG PROJECT 2021	0.00	0.00	0.00	0.00
	SIDEWALKS	0.00	0.00	0.00	0.00
	TRANSFER TO GENERAL FUND FOR STREET PROJECTS	0.00	0.00	0.00	0.00
	MATCH GRANT FOR TEDF GRANT	0.00	0.00	0.00	0.00
	CDBG GRANT BOND PAYMENT	0.00	0.00	0.00	0.00
	TOTAL ALLOCATIONS	60,000.00	60,000.00	60,000.00	60,000.00
	OPERATIONG SUPPLIES / NON MOTORIZED	0.00	0.00	0.00	0.00
TOTAL REVENUE	*MAJOR STREET FUND*	276,271.29	383,276.11	252,493.52	289,500.89
TOTAL EXPENSE	*MAJOR STREET FUND*	440,272.93	456,771.10	403,367.74	169,153.01
EXCESS REVENUE OR EXPENDITURES		-164,001.64	-73,494.99	-150,874.22	120,347.88
CASH FUND PERCENTAGE CREATED AGAINST ANNUAL EXPENDITURES		-37.25%	-16.09%	-37.40%	71.15%
	FISCAL YEAR STARTING FUND BALANCE	394,954.20	394,954.20	394,954.20	274,606.32
	FISCAL YEAR EXCESS REVENUE OR EXPENDITURES	-164,001.64	-73,494.99	-150,874.22	120,347.88

	FISCAL YEAR ENDING FUND BALANCE	230,952.56	321,459.21	244,079.98	394,954.20
	FUND BALANCE PERCENTAGE AGAINST ALL EXPENDITURES	52.46%	70.38%	60.51%	233.49%
FUND 203:	**LOCAL STREET FUND**				
		7/1/2025 - 6/30/2026	7/1/2025 - 6/30/2026	7/1/2025 - 6/30/2026	7/1/2024 - 6/30/2025
(REVENUES)		Proposed	Adopted	As of May 29, 2026	Actual as of June 30, 2025
	FUNDS FORWARD	0.00	0.00	0.00	0.00
	FROM MAJOR ST. (25% STATE)	60,000.00	60,000.00	60,000.00	60,000.00
	WEIGHT AND GAS TAXES	90,330.62	94,603.23	82,507.56	92,623.52
	GRANT REVENUE	0.00	24,000.00	0.00	113,912.80
	MISC REVENUE	0.00	0.00	0.00	50.00
	INTEREST INCOME	3,800.00	2,200.00	3,687.67	4,931.01
	GEN ACT APPROPRIATION IN	0.00	0.00	0.00	0.00
TOTAL REVENUE		154,130.62	180,803.23	146,195.23	271,517.33
(EXPENDITURES)	TOTAL CONTRACT SERVICES	0.00	0.00	0.00	0.00
	CONTINGENCY FUND	0.00	0.00	0.00	0.00
	CONTRACT SERVICES	0.00	0.00	0.00	0.00
OPERATING & MAINTENANCE					
	SALARIES & WAGES	42,603.73	42,603.73	35,364.53	37,134.47
	SALARIES & WAGES	29,328.87	29,328.87	24,781.34	26,058.25
	SOCIAL SECURITY	2,255.98	2,255.98	1,895.71	1,993.07
	UNEMPLOYMENT INS	0.00	0.00	0.00	4.67
	PENSION	1,750.37	1,750.37	955.07	986.57
	HOSP & LIFE INS	7,110.85	7,110.85	6,819.25	6,032.77
	WORKERS COMPENSATION	757.66	757.66	489.77	1,393.47
	UNIFORM	1,400.00	1,400.00	423.39	665.67
	FRINGE BENEFITS	0.00	0.00	0.00	0.00
	GENERAL OPERATIONS	113,613.03	123,613.03	103,345.35	145,407.21
	REP,MAINT, OPER SUPPLIES	25,000.00	25,000.00	22,008.51	23,626.58
	EQUIPMENT FEES	25,000.00	25,000.00	17,679.37	18,481.02
	PRINTING & PUBLISHING	0.00	0.00	44.44	62.21
	EMPLOYEE MEDICAL BENEFIT	0.00	0.00	0.00	0.00
	RIGHT-OF-WAY TREE REMOVAL	0.00	10,000.00	0.00	5,040.00
	CAPITAL OUTLAY	63,613.03	63,613.03	63,613.03	98,197.40
	TOTAL O & M	156,216.76	166,216.76	138,709.88	182,541.68
WINTER					
	SALARIES & WAGES	5,025.82	10,111.52	5,025.82	1,308.28
	SALARIES & WAGES	3,585.36	7,332.22	3,585.36	915.77
	SOCIAL SECURITY	274.28	564.00	274.28	70.03
	UNEMPLOYMENT INS	1.09	0.00	1.09	0.51

	PENSION	213.33	437.59	213.33	46.67
	HOSP & LIFE INS	951.76	1,777.71	951.76	275.30
	WORKERS COMPENSATION	0.00	0.00	0.00	0.00
	FRINGE BENEFITS	0.00	0.00	0.00	0.00
	GENERAL OPERATIONS	4,648.93	11,000.00	4,648.93	2,393.81
	OPERATING SUPPLIES	817.55	4,000.00	817.55	1,754.89
	EQUIPMENT FEES	3,831.38	7,000.00	3,831.38	638.92
	TOTAL WINTER	9,674.75	21,111.52	9,674.75	3,702.09
ADMIN					
	SALARIES & WAGES	10,656.38	9,753.67	9,261.59	6,135.70
	SALARIES & WAGES	6,750.00	6,377.42	6,023.34	4,147.79
	SOCIAL SECURITY	516.38	487.87	456.52	314.88
	UNEMPLOYMENT INS	0.00	0.00	0.49	0.31
	PENSION	390.00	370.95	343.62	152.05
	HOSP & LIFE INS	3,000.00	2,517.43	2,437.62	1,520.67
	WORKERS COMPENSATION	0.00	0.00	0.00	0.00
	FRINGE BENEFITS	0.00	0.00	0.00	0.00
	GENERAL OPERATIONS	1,350.00	1,650.00	507.71	366.72
	OFFICE SUPPLIES & MISC.	0.00	300.00	0.00	0.00
	COPIER/POSTAGE MAIN	1,250.00	1,250.00	507.71	366.72
	COMPUTER	100.00	100.00	0.00	0.00
	AUDIT EXPENSE	0.00	0.00	0.00	0.00
	PRINTING & PUBLISHING	0.00	0.00	0.00	0.00
	TRANSFER TO GENERAL ACCOUNT - ASSET	0.00	0.00	0.00	0.00
	TOTAL ADMIN	12,006.38	11,403.67	9,769.30	6,502.42
	ALLOCATIONS	0.00	0.00	0.00	0.00
	CAPITAL PROJECTS STREET	0.00	0.00	0.00	0.00
	SIDEWALKS	0.00	0.00	0.00	0.00
	MATCH GRANT FOR TEDF GRANT	0.00	0.00	0.00	0.00
TOTAL REVENUE	*LOCAL STREET FUND*	154,130.62	180,803.23	146,195.23	271,014.00
TOTAL EXPENSE	*LOCAL STREET FUND*	177,897.89	198,731.95	158,153.93	192,746.00
EXCESS REVENUE OR EXPENDITURES		-23,767.27	-17,928.72	-11,958.70	78,268.00
CASH FUND PERCENTAGE CREATED AGAINST ANNUAL EXPENDITURES		-44.19%	-44.19%	-44.19%	-44.19%
	FISCAL YEAR STARTING FUND BALANCE	189,743.11	189,743.11	189,743.11	111,475.11
	FISCAL YEAR EXCESS REVENUE OR EXPENDITURES	-23,767.27	-17,928.72	-11,958.70	78,268.00
	FISCAL YEAR ENDING FUND BALANCE	165,975.85	171,814.39	177,784.41	189,743.11
	FUND BALANCE PERCENTAGE AGAINST ALL EXPENDITURES	93.30%	86.46%	112.41%	98.44%

FUND 231:	**POLICE EQUIPMENT FUND**				
		7/1/2025 - 6/30/2026	7/1/2025 - 6/30/2026	7/1/2025 - 6/30/2026	7/1/2024 - 6/30/2025
(REVENUES)		Proposed	Adopted	As of May 29, 2026	Actual as of June 30, 2025
	SERVICES RENDERED POLICE	0.00	0.00	0.00	0.00
	OUIL INCOME	1,000.00	1,000.00	0.00	0.00
	MISC REVENUE	200.00	200.00	0.00	0.00
	SALE OF PROPERTY	0.00	0.00	0.00	0.00
	CCW CLASS INCOME	0.00	0.00	0.00	0.00
	INTEREST	0.00	0.00	1,239.60	2,203.00
	CONTRIBUTIONS	0.00	0.00	0.00	32.00
	TRANSFER IN	0.00	0.00	0.00	0.00
TOTAL REVENUE		1,200.00	1,200.00	1,239.60	2,235.00
(EXPENDITURES)					
	OPERATING SUPPLIES	300.00	300.00	0.00	0.00
	RENTELS	0.00	0.00	0.00	0.00
	MISC	0.00	0.00	0.00	0.00
	CAPITAL OUTLAY	27,023.30	27,023.30	27,023.30	0.00
	TRANSFER OUT TO GENERAL FUND FOR POLICE VEHICLE	0.00	0.00	0.00	0.00
TOTAL EXPENSES		27,323.30	27,323.30	27,023.30	0.00
TOTAL REVENUE	*POLICE EQUIPMENT FUND*	1,200.00	1,200.00	1,200.00	2,235.00
TOTAL EXPENSE	*POLICE EQUIPMENT FUND*	27,323.30	27,323.30	27,023.30	0.00
EXCESS REVENUE OR EXPENDITURES		-26,123.30	-26,123.30	-25,823.30	2,235.00
CASH FUND PERCENTAGE CREATED AGAINST ANNUAL EXPENDITURES		-94.09%	-94.09%	-94.09%	-94.09%
	FISCAL YEAR STARTING FUND BALANCE	52,117.12	52,117.12	52,117.12	49,882.12
	FISCAL YEAR EXCESS REVENUE OR EXPENDITURES	-26,123.30	-26,123.30	-25,823.30	2,235.00
	FISCAL YEAR ENDING FUND BALANCE	25,993.82	25,993.82	26,293.82	52,117.12
	FUND BALANCE PERCENTAGE AGAINST ALL EXPENDITURES	95.13%	95.13%	97.30%	#DIV/0!
FUND 245:	**REFUSE FUND**				
		7/1/2025 - 6/30/2026	7/1/2025 - 6/30/2026	7/1/2025 - 6/30/2026	7/1/2024 - 6/30/2025
(REVENUES)		Proposed	Adopted	As of May 29, 2026	Actual as of June 30, 2025
	FUNDS FORWARD	0.00	0.00	0.00	0.00
	INTEREST INCOME	2,000.00	2,000.00	1,218.23	1,471.00
	REFUSE ASSESSMENT	265,000.00	205,717.24	251,368.82	234,406.37
	FUNDS FROM GENERAL FUND FOR CURBSIDE BRUSH PICKUP	0.00	0.00	0.00	0.00
TOTAL REVENUE		267,000.00	207,717.24	252,587.05	235,877.37
(EXPENDITURES)					

	REFUSE CONTRACT	193,361.25	193,361.25	177,028.29	181,377.07
	WAGE REIMBURSEMENT TO GENER	36,389.73	36,389.73	36,389.73	0.00
	EQUIPMENT FEES	0.00	0.00	0.00	0.00
	CURBSIDE BRUSH PICKUP	0.00	0.00	0.00	12,000.00
	MISCELLANOUS BULKY ITEM DUMPSTER	3,000.00	3,000.00	0.00	0.00
	MISCELLANOUS	0.00	0.00	0.00	0.00
TOTAL EXPENSES		232,750.98	232,750.98	213,418.02	193,377.07
TOTAL REVENUE	*REFUSE FUND*	267,000.00	207,717.24	252,587.05	235,877.37
TOTAL EXPENSE	*REFUSE FUND*	232,750.98	232,750.98	213,418.02	193,377.07
EXCESS REVENUE OR EXPENDITURES		34,249.02	-25,033.74	39,169.03	42,500.30
CASH FUND PERCENTAGE CREATED AGAINST ANNUAL EXPENDITURES		5.07%	5.07%	5.07%	5.07%
	FISCAL YEAR STARTING FUND BALANCE	117,817.48	117,817.48	117,817.48	75,317.18
	FISCAL YEAR EXCESS REVENUE OR EXPENDITURES	34,249.02	-25,033.74	39,169.03	42,500.30
	FISCAL YEAR ENDING FUND BALANCE	152,066.50	92,783.74	156,986.51	117,817.48
	FUND BALANCE PERCENTAGE AGAINST ALL EXPENDITURES	65.33%	39.86%	73.56%	60.93%
FUND 248:	**DDA FUND**				
		7/1/2025 - 6/30/2026	7/1/2025 - 6/30/2026	7/1/2025 - 6/30/2026	7/1/2024 - 6/30/2025
(REVENUES)		Proposed	Adopted	As of May 29, 2026	Actual as of June 30, 2025
	CURRENT REAL PROP TAXES	21,986.10	21,986.10	22,986.96	20,939.14
	INTEREST INCOME	2,500.00	2,500.00	3,027.17	4,528.66
	EVENT REVENUE	12,000.00	12,000.00	18,565.00	26,640.00
	FEES	0.00	0.00	500.00	500.00
	MISC	0.00	0.00	0.00	0.00
TOTAL REVENUE		36,486.10	36,486.10	45,079.13	52,607.80
(EXPENDITURES)					
	SALARIES & WAGES	0.00	0.00	0.00	0.00
	WAGES TRANSFER TO GENERAL FUND	0.00	0.00	0.00	0.00
	UNEMPLOYMENT INSURANCE	0.00	0.00	0.00	0.00
	HOSP & LIFE INSURANCE	0.00	0.00	0.00	0.00
	PENSION	0.00	0.00	0.00	0.00
	SOCIAL SECURITY	0.00	0.00	0.00	0.00
	OPERATIONS	29,445.00	29,445.00	18,210.24	26,816.79
	PROFESSIONAL SERVICES	445.00	445.00	458.00	445.00
	SEMINAR / TRAINING	500.00	500.00	210.00	165.00
	EVENT EXPENSES	10,000.00	10,000.00	11,537.04	10,559.80
	OFFICE SUPPLIES & POSTAGE	0.00	0.00	0.00	0.00
	OPERATING SUPPLIES	0.00	0.00	8.47	0.00
	TRANSFER TO CITY	0.00	0.00	0.00	0.00

	TRANSFER TO CITY-STATE LINE OBSERVER WALL	0.00	0.00	0.00	0.00
	FAÇADE GRANTS	15,000.00	15,000.00	2,497.79	14,682.88
	PLACEMAKING	500.00	500.00	54.61	864.11
	PARKING LOT RESTRIPING	0.00	0.00	0.00	0.00
	PRINTING & PUBLISHING	3,000.00	3,000.00	3,444.33	100.00
	MISCELLANEOUS	0.00	0.00	0.00	0.00
TOTAL EXPENSES		29,445.00	29,445.00	18,210.24	0.00
TOTAL REVENUE	*DDA FUND*	36,486.10	36,486.10	45,079.13	52,607.80
TOTAL EXPENSE	*DDA FUND*	29,445.00	29,445.00	18,210.24	26,816.79
EXCESS REVENUE OR EXPENDITURES		7,041.10	7,041.10	26,868.89	25,791.01
CASH FUND PERCENTAGE CREATED AGAINST ANNUAL EXPENDITURES		23.91%	23.91%	147.55%	96.17%
	FISCAL YEAR STARTING FUND BALANCE	95,556.59	95,556.59	95,556.59	69,765.58
	FISCAL YEAR EXCESS REVENUE OR EXPENDITURES	7,041.10	7,041.10	26,868.89	25,791.01
	FISCAL YEAR ENDING FUND BALANCE	102,597.69	102,597.69	122,425.48	95,556.59
	FUND BALANCE PERCENTAGE AGAINST ALL EXPENDITURES	348.44%	348.44%	672.29%	356.33%
FUND 402:	**CAPITAL PROJECTS / BRIDGES**				
		7/1/2025 - 6/30/2026	7/1/2025 - 6/30/2026	7/1/2025 - 6/30/2026	7/1/2024 - 6/30/2025
		Proposed	Adopted	As of May 29, 2026	Actual as of June 30, 2025
	GRANT	0.00	0.00	0.00	0.00
	STATE GRANT (PARKING LOT)	0.00	0.00	0.00	0.00
	TRANSFER FROM OTHER FUNDS	0.00	0.00	0.00	0.00
	BOND	0.00	0.00	0.00	0.00
	OTHER/MISCELLANEOUS REVENUE/INTEREST	0.00	0.00	0.00	0.00
	CONTRIBUTIONS/DONATIONS	0.00	0.00	0.00	0.00
TOTAL REVENUE		0.00	0.00	0.00	0.00
	CAPITAL PROJECT	0.00	0.00	0.00	0.00
TOTAL EXPENSES		0.00	0.00	0.00	0.00
TOTAL REVENUE	*CAPITAL PROJECTS*	0.00	0.00	0.00	0.00
TOTAL EXPENSE	*CAPITAL PROJECTS*	0.00	0.00	0.00	0.00
EXCESS REVENUE OR EXPENDITURES		0.00	0.00	0.00	0.00
FUND 404:	**CDBG JOB TRAINING GRANT**				
		7/1/2025 - 6/30/2026	7/1/2025 - 6/30/2026	7/1/2025 - 6/30/2026	7/1/2024 - 6/30/2025
		Proposed	Adopted	As of May 29, 2026	Actual as of June 30, 2025
	KAMCO CONTRIBUTION	0.00	0.00	0.00	0.00
	MEDC CONTRIBUTION	0.00	0.00	0.00	0.00

TOTAL REVENUE		0.00	0.00	0.00	0.00
	CDBG GRANT - KAMCO EXPENSES	0.00	0.00	0.00	0.00
TOTAL EXPENSES		0.00	0.00	0.00	0.00
TOTAL REVENUE	*CDBG JOB TRAINING GRANT*	0.00	0.00	0.00	0.00
TOTAL EXPENSE	*CDBG JOB TRAINING GRANT*	0.00	0.00	0.00	0.00
EXCESS REVENUE OR EXPENDITURES		0.00	0.00	0.00	0.00
FUND 405:	**CAPITAL IMPROVEMENT PROJECT 2018**				
		7/1/2025 - 6/30/2026	7/1/2025 - 6/30/2026	7/1/2025 - 6/30/2026	7/1/2024 - 6/30/2025
		Proposed	Adopted	As of May 29, 2026	Actual as of June 30, 2025
	CONTRIBUTION FROM EMS FUND	10,000.00	10,000.00	0.00	10,000.00
	CONTRIBUTION FROM GENERAL FUND	30,428.00	30,428.00	0.00	30,428.00
	CONTRIBUTION FROM WATER & SEWER	30,000.00	30,000.00	0.00	19,280.24
	BOND FINANCING	0.00	0.00	0.00	0.00
	MISCELLANEOUS	0.00	0.00	0.00	0.00
	INTEREST INCOME	0.00	0.00	0.00	1,312.04
TOTAL REVENUE		70,428.00	70,428.00	0.00	61,020.28
	EMS BUILDING	0.00	0.00	0.00	0.00
	WATERLINE & SANITARY LINE	0.00	0.00	0.00	0.00
	HAMMONTREE DRIVE	0.00	0.00	0.00	0.00
	LEGAL & MISC FEES	0.00	0.00	0.00	0.00
	BOND PAYMENT	70,428.00	70,428.00	69,440.00	50,025.53
	TRANSFER TO WATER / SEWER				
TOTAL EXPENSES		70,428.00	70,428.00	69,440.00	50,025.53
TOTAL REVENUE	*CAPTIAL IMPROVEMENT PROJECT 2018*	70,428.00	70,428.00	0.00	61,020.28
TOTAL EXPENSE	*CAPTIAL IMPROVEMENT PROJECT 2018*	70,428.00	70,428.00	69,440.00	50,025.53
EXCESS REVENUE OR EXPENDITURES		0.00	0.00	0.00	0.00
FUND 406:	**2017 AMBULANCE PURCHASE ACT 99**				
		7/1/2025 - 6/30/2026	7/1/2025 - 6/30/2026	7/1/2025 - 6/30/2026	7/1/2024 - 6/30/2025
		Proposed	Adopted	As of May 29, 2026	Actual as of June 30, 2025
	CONTRIBUTION FROM AMBULANCE SAVINGS FUND	0.00	0.00	0.00	0.00
	GRANT CONTRIBUTION FROM USDA	0.00	0.00	0.00	0.00
	LOAN CONTRIBUTION FROM USDA	0.00	0.00	0.00	0.00
	MISCELLANOUS	0.00	0.00	0.00	0.00
TOTAL REVENUE		0.00	0.00	0.00	0.00
	PURCHASE OF AMBULANCE	0.00	0.00	0.00	0.00
	LEGAL FEES	0.00	0.00	0.00	0.00
	PAYMENT ON AMBULANCE ACT 99 LOAN	0.00	0.00	0.00	0.00

TOTAL EXPENSES		0.00	0.00	0.00	0.00
TOTAL REVENUE	*2017 AMBULANCE PURCHASE ACT 99*	0.00	0.00	0.00	0.00
TOTAL EXPENSE	*2017 AMBULANCE PURCHASE ACT 99*	0.00	0.00	0.00	0.00
EXCESS REVENUE OR EXPENDITURES		0.00	0.00	0.00	0.00
FUND 411:	**RENTAL REHAB**				
		7/1/2025 - 6/30/2026	7/1/2025 - 6/30/2026	7/1/2025 - 6/30/2026	7/1/2024 - 6/30/2025
		Proposed	Adopted	As of May 29, 2026	Actual as of June 30, 2025
	OWNER CONTRIBUTION	0.00	0.00	0.00	0.00
	MSHDA CONTRIBUTION	0.00	0.00	0.00	0.00
TOTAL REVENUE		0.00	0.00	0.00	0.00
	RENTAL REHAB EXPENSES	0.00	0.00	0.00	0.00
TOTAL EXPENSES		0.00	0.00	0.00	0.00
TOTAL REVENUE	*RENTAL REHAB*	0.00	0.00	0.00	0.00
TOTAL EXPENSE	*RENTAL REHAB*	0.00	0.00	0.00	0.00
EXCESS REVENUE OR EXPENDITURES		0.00	0.00	0.00	0.00
FUND 444:	**MARIJUANA CITATION REVENUE FUND**				
		7/1/2025 - 6/30/2026	7/1/2025 - 6/30/2026	7/1/2025 - 6/30/2026	7/1/2024 - 6/30/2025
		Proposed	Adopted	As of May 29, 2026	Actual as of June 30, 2025
	REVENUE FROM CITATIONS	0.00	0.00	0.00	0.00
TOTAL REVENUE		0.00	0.00	0.00	0.00
136	EXPENSES	0.00	0.00	0.00	0.00
TOTAL EXPENSES		0.00	0.00	0.00	0.00
TOTAL REVENUE	*MARIJUANA CITATION REVENUE FUND*	0.00	0.00	0.00	0.00
TOTAL EXPENSE	*MARIJUANA CITATION REVENUE FUND*	0.00	0.00	0.00	0.00
EXCESS REVENUE OR EXPENDITURES		0.00	0.00	0.00	0.00
FUND 456:	**FIRE DEPT. SAVINGS**				
		7/1/2025 - 6/30/2026	7/1/2025 - 6/30/2026	7/1/2025 - 6/30/2026	7/1/2024 - 6/30/2025
		Proposed	Adopted	As of May 29, 2026	Actual as of June 30, 2025
	GENERAL FUND REVENUE	0.00	0.00	0.00	0.00
	FIRE RUNS	4,850.00	3,000.00	4,850.00	5,250.00
	DONATIONS/GRANTS	500.00	500.00	0.00	0.00
	MISC. INCOME	0.00	0.00	0.00	0.00
	INTEREST INCOME	600.00	250.00	518.82	912.88
	GRANTS	0.00	0.00	0.00	0.00

	TRANSFER IN FROM EQUIPMENT FUND	0.00	0.00	0.00	0.00
	SALE OF CAPITAL ASSETS	0.00	0.00	0.00	7,000.00
TOTAL REVENUE		5,950.00	3,750.00	5,368.82	13,162.88
	CAPITAL OUTLAY	0.00	0.00	0.00	0.00
	MISC AND/OR ALLOCATIONS	0.00	3,000.00	0.00	23,346.00
	NEW EQUIPMENT/GRANT MATCH	3,000.00	0.00	2,999.70	3,449.70
	FIRE TRUCK REPAIR EXPENSES	0.00	0.00	0.00	0.00
	CONTINGENCY FUND	0.00	0.00	0.00	0.00
	TRANSFER OUT	0.00	0.00	0.00	0.00
TOTAL EXPENSES		3,000.00	3,000.00	2,999.70	26,795.70
TOTAL REVENUE	*FIRE DEPARTMENT SAVINGS*	5,950.00	3,750.00	5,368.82	13,162.88
TOTAL EXPENSE	*FIRE DEPARTMENT SAVINGS*	3,000.00	3,000.00	2,999.70	26,795.70
EXCESS REVENUE OR EXPENDITURES		2,950.00	750.00	2,369.12	-13,632.82
CASH FUND PERCENTAGE CREATED AGAINST ANNUAL EXPENDITURES		25.00%	25.00%	25.00%	25.00%
	FISCAL YEAR STARTING FUND BALANCE	25,326.82	22,957.70	22,957.70	36,590.52
	FISCAL YEAR EXCESS REVENUE OR EXPENDITURES	2,950.00	750.00	2,369.12	-13,632.82
	FISCAL YEAR ENDING FUND BALANCE	28,276.82	23,707.70	25,326.82	22,957.70
	FUND BALANCE PERCENTAGE AGAINST ALL EXPENDITURES	942.56%	790.26%	844.31%	85.68%
FUND 465	**EMS FUND**				
		7/1/2025 - 6/30/2026	7/1/2025 - 6/30/2026	7/1/2025 - 6/30/2026	7/1/2024 - 6/30/2025
		Proposed	Adopted	As of May 29, 2026	Actual as of June 30, 2025
	LOAN FOR HEART MONITORS	0.00	0.00	0.00	0.00
	PEN & INT ON TAXES	0.00	0.00	293.08	
	DONATIONS/MEMORIALS	250.00	250.00	220.00	0.00
	FULTON COUNTY PAYMENTS	0.00	15,000.00	0.00	0.00
	BILLING REVENUE	175,000.00	170,000.00	160,585.21	160,896.55
	MISCELLANEOUS INCOME	0.00	0.00	0.00	50.00
	INTEREST INCOME	5,200.00	4,800.00	4,764.18	9,566.59
	CITY/MIL-EMS SERVICES	155,794.38	172,000.00	139,883.73	142,392.59
	SENECA/EMS SERVICES	50,842.03	51,000.00	50,842.03	44,424.35
	MEDINA/EMS SERVICES	38,152.31	38,000.00	38,152.31	29,385.85
	10% TO ALS FOR 2016 - 2017	0.00	0.00	0.00	0.00
	FEMA GRANT	0.00	0.00	0.00	0.00
	CITY ADDTL 10% ADDED TO ALS 2013	0.00	0.00	0.00	0.00
	SENECA / AMBULANCE SAVINGS 10% PORTION	0.00	0.00	0.00	0.00
	MEDINA / AMBULANCE SAVINGS 10& PORTION	0.00	0.00	0.00	0.00
	AMBULANCE SAVINGS/FUNDS FWD	0.00	0.00	0.00	0.00
	LEASE-FINANCING PURCHASE	0.00	0.00	0.00	0.00
	USDA GRANT FOR AMBULANCE PURCHASE	0.00	0.00	0.00	0.00

	USDA LOAN FOR AMBULANCE PURCHASE	0.00	0.00	0.00	0.00
	CONTRIBUTION FROM GENERAL FUND FOR AMBULANCE PAYMENT	0.00	0.00	0.00	136,468.21
	CONTRIBUTION FOR AMBULANCE PAYMENT – MEDINA TOWNSHIP	0.00	0.00	0.00	0.00
	CONTRIBUTION FOR AMBULANCE PAYMENT – SENECA TOWNSHIP	0.00	0.00	0.00	0.00
	CONTRIBUTION FOR GENERAL FUND FOR SHORTFALL	99,973.89	99,973.89	99,973.89	0.00
	CONTRIBUTION FROM SENECA TOWNSHIP FOR SHORTFALL	0.00	0.00	0.00	0.00
	CONTRIBUTION FROM MEDINA TOWNSHIP FOR SHORTFALL	0.00	0.00	0.00	0.00
	STIMULUS ACT FUNDS	0.00	0.00	0.00	0.00
TOTAL REVENUE		525,212.61	551,023.89	494,714.43	523,184.14
	WAGES	410,000.00	403,102.50	0.00	0.00
	FRINGE BENEFITS	0.00	0.00	0.00	0.00
	OVERTIME	0.00	0.00	48,148.36	54,607.18
	ADMINISTRATIVE WAGE	0.00	0.00	11,000.00	11,479.17
	PARAMEDIC WAGES	0.00	0.00	110,374.08	97,341.24
	EMT WAGES	0.00	0.00	198,235.93	193,435.10
	SOCIAL SECURITY	31,365.00	30,837.34	27,800.07	26,944.93
	UNEMP INSURANCE	0.00	0.00	39.35	34.19
	OFFICE SUPPLIES/POSTAGE	1,500.00	1,500.00	469.51	659.44
	LICENSE / FEES	3,500.00	1,500.00	3,301.36	1,242.57
	MEDICAL SUPPLIES	5,500.00	5,500.00	2,948.15	3,681.62
	GAS & OIL: VEHICLES	10,500.00	12,500.00	6,684.80	6,850.92
	BILLING SERVICES	6,500.00	7,050.00	4,594.00	5,452.84
	EMPLOYEE UNIFORMS	1,000.00	1,500.00	81.54	1,317.00
	NEW EQUIPMENT	0.00	0.00	0.00	0.00
	EQUIP/VEHICLE MAINTENANCE	5,000.00	5,000.00	4,281.35	8,536.78
	PROFESSIONAL WAGES	0.00	0.00	0.00	0.00
	PHONE	6,000.00	6,000.00	4,849.59	5,103.20
	WORKERS COMP. INSURANCE	3,286.11	3,286.11	2,980.60	8,035.25
	PENSION	17,000.00	24,186.15	13,612.30	12,062.46
	HOSP & LIFE INS	70,000.00	80,967.26	58,078.57	69,167.42
	FLEET/LIABILITY/PROPERTY IN	6,801.28	6,945.75	6,801.28	6,210.50
	ELECTRICITY	3,750.00	3,750.00	2,984.99	2,787.51
	HEATING	2,500.00	2,500.00	2,472.58	2,033.28
	REPAIR & MAINT: B&G	1,500.00	1,500.00	903.17	1,663.98
	MISCELLANEOUS	1,000.00	0.00	728.38	-102.32
	CLASS EXPENSE/TRAINING	3,500.00	3,500.00	2,859.20	2,690.40
	COMPUTERS/RADIOS/PAGERS	1,500.00	1,500.00	0.00	0.00
	CAPITAL OUTLAY	0.00	0.00	0.00	0.00
	EQUIPMENT REPLACEMENT	2,000.00	2,000.00	0.00	0.00
	MEDICAL EQUIP REPLACEMENT	0.00	0.00	0.00	0.00
	AMBULANCE PURCHASE	0.00	0.00	0.00	0.00
	TRANSFER TO CAPITAL IMPROVEMENT PROJECT 2018	0.00	0.00	0.00	10,000.00
	LEASE PMT. TO LHA	0.00	0.00	0.00	0.00
	MORENCI ADMINISTRATION FEE	0.00	0.00	0.00	0.00
	AMBULANCE SAVINGS	0.00	0.00	0.00	0.00
	LINE OF CREDIT PAYMENT	0.00	0.00	0.00	0.00
	CAPITAL OUTLAY / BUILDING FUND	0.00	0.00	0.00	0.00
	LOAN PAYMENT FOR AMBULANCE	0.00	0.00	0.00	0.00
	TRANSFER TO CAPITAL OUTLAY / AMBULANCE PURCHASE	0.00	0.00	0.00	0.00

TOTAL EXPENSES		593,702.39	604,625.11	514,229.16	531,234.66
TOTAL REVENUE	*EMS*	525,212.61	551,023.89	494,714.43	523,184.14
TOTAL EXPENSE	*EMS*	593,702.39	604,625.11	514,229.16	531,234.66
EXCESS REVENUE OR EXPENDITURES		-68,489.78	-53,601.22	-19,514.73	-8,050.52
CASH FUND PERCENTAGE CREATED AGAINST ANNUAL EXPENDITURES		-11.54%	-8.87%	-3.79%	-1.52%
	FISCAL YEAR STARTING FUND BALANCE	206,515.06	206,515.06	206,515.06	214,565.58
	FISCAL YEAR EXCESS REVENUE OR EXPENDITURES	-68,489.78	-53,601.22	-19,514.73	-8,050.52
	FISCAL YEAR ENDING FUND BALANCE	138,025.28	152,913.84	187,000.33	206,515.06
	FUND BALANCE PERCENTAGE AGAINST ALL EXPENDITURES	23.25%	25.29%	36.37%	38.87%
FUND 590	**SEWER FUND**	7/1/2025 - 6/30/2026	7/1/2025 - 6/30/2026	7/1/2025 - 6/30/2026	7/1/2024 - 6/30/2025
		Proposed	Adopted	As of May 29, 2026	Actual as of June 30, 2025
(REVENUES)					
	FUNDS FORWARD	0.00	0.00	0.00	0.00
	FEES	0.00	0.00	0.00	0.00
	SALES	305,000.00	262,637.38	274,140.51	231,527.02
	SANITARY IMPROVEMENT CHARGE	226,696.66	226,696.66	207,888.73	222,498.87
	INTEREST INCOME	4,000.00	4,000.00	4,511.17	2,938.73
	MISC REVENUES	500.00	500.00	202.91	0.00
	EXTRA SEWER METER SALES	5,646.24	3,000.00	5,646.24	2,966.18
	LAGOON SLUDGE	0.00	0.00	0.00	0.00
	SEWER ASSESSMENT	0.00	0.00	0.00	0.00
	SAVINGS FUND FORWARD	0.00	0.00	0.00	0.00
	EQUIPMENT FUND LOAN PAYMENT	0.00	0.00	0.00	0.00
	WATER TOWER LEASE	0.00	0.00	0.00	0.00
	STIMULUS ACT FUND	0.00	0.00	0.00	0.00
	MISC REIMBURSED ACTIVITY	0.00	0.00	0.00	0.00
	TRANSFER FROM CAP IMPROVE	0.00	0.00	0.00	0.00
TOTAL REVENUE		541,842.90	496,834.04	492,389.56	459,930.80
(EXPENDITURES)					
	SALARIES AND WAGES	217,328.24	201,287.80	186,541.85	152,695.15
	SALARIES & WAGES	145,227.97	137,214.51	129,754.35	105,772.57
	OVERTIME	3,000.00	0.00	2,342.00	3,065.87
	SOCIAL SECURITY (MOWING & WATER/SEWER)	11,339.44	10,529.43	10,057.28	8,281.12
	UNEMPLOYMENT INS (MOWING & WATER/SEWER)	0.00	0.00	14.91	13.63
	PENSION (MOWING & WATER/SEWER)	7,860.83	7,860.83	6,650.24	4,152.64
	HOSP & LIFE INS (MOWING & WATER/SEWER)	45,000.00	40,783.03	36,889.32	29,922.03
	WORKERS COMPENSATION	2,500.00	2,500.00	260.85	783.07
	UNIFORM	2,400.00	2,400.00	572.90	704.22

	FRINGE BENEFITS	0.00	0.00	0.00	0.00
	GENERAL OPERATIONS	96,687.45	104,313.95	71,290.54	95,430.37
	OFFICE SUPPLIES AND POSTAGE	5,000.00	3,000.00	3,823.66	3,429.68
	COPIER MAINTENANCE AGREEMENT	4,500.00	3,500.00	3,578.38	3,568.67
	OPERATING EXPENSES	15,000.00	25,000.00	9,692.81	29,719.69
	COMPUTER SOFTWARE REPLACEMENT	1,000.00	2,500.00	349.00	338.50
	NEW EQUIPMENT	0.00	0.00	0.00	0.00
	AUDIT EXPENSE	9,166.67	9,166.67	9,166.67	9,151.00
	PROFESSIONAL FEES	1,000.00	5,000.00	550.00	3,630.00
	LAGOON SAMPLES	5,500.00	5,500.00	1,881.00	2,839.00
	DUES AND MEMBERSHIPS	1,000.00	1,000.00	0.00	425.00
	TELEPHONE	1,250.00	1,250.00	477.65	840.20
	EQUIPMENT FEES (MOWING & WATER/SEWER)	25,000.00	25,000.00	18,553.10	18,077.25
	PRINTING AND PUBLISHING	73.50	0.00	73.50	185.75
	FLEET/PROFESSIONAL LIABILITY	4,472.28	4,472.28	4,472.28	4,221.01
	ELECTRICITY	18,000.00	14,500.00	14,504.36	13,702.85
	NATURAL GAS	4,000.00	1,200.00	3,045.36	1,559.26
	MISC AND/OR ALLOCATIONS	225.00	225.00	0.00	2,563.42
	TRAINING AND SCHOOLING	0.00	3,000.00	0.00	1,179.09
	EMPLOYEE MEDICAL BENEFIT	0.00	0.00	0.00	0.00
	EQUIPMENT RENTAL	1,500.00	0.00	1,122.77	0.00
	MISCELLANEOUS	0.00	0.00	0.00	0.00
	TRANSFERS TO OTHER ACCOUNTS	0.00	0.00	0.00	0.00
	LAGOON TRANSFER FROM IMPROVE	0.00	0.00	0.00	0.00
	SEWER TRANSFER FROM IMPROVE	0.00	0.00	0.00	0.00
	TRANSFER OUT TO GENERAL FUND FOR ASSET MANAGEMENT PLAN	0.00	0.00	0.00	0.00
	TRANSFER OUT TO EQUIPMENT FUND FOR BACKHOE LOAN FROM	0.00	0.00	0.00	0.00
	REIMBURSE GENERAL FOR SANITARY LINE FIX	0.00	0.00	0.00	0.00
	CDBG GRANT PROJECT	0.00	0.00	0.00	0.00
	TRANSFER TO CAP IMPROVE FUND	0.00	0.00	0.00	0.00
	CONTINGENCY FUND	0.00	0.00	0.00	0.00
	CONTINGENCY FUND	0.00	0.00	0.00	0.00
	MOWING	0.00	0.00	0.00	0.00
	MOWING FEES	0.00	0.00	0.00	0.00
	DEBT RETIREMENT	53,938.91	53,938.91	47,716.66	0.00
	DEBT RETIREMENT (SEWER)	53,938.91	53,938.91	47,716.66	0.00
	CAPITAL OUTLAY	25,000.00	150,000.00	19,973.35	0.00
	CAPITAL OUTLAY/ LAGOON REHAB	0.00	0.00	0.00	0.00
	CAPITAL OUTLAY/SANITARY LINE WORK	0.00	0.00	0.00	0.00
	CAPITAL OUTLAY/GENERATOR	0.00	0.00	0.00	0.00
	CAPITAL OUTLAY / NEW METERS	0.00	0.00	0.00	0.00

	CAPITAL OUTLAY / CDBG GRANT	0.00	0.00	0.00	0.00
	CAPITAL OUTLAY / LAGOON VALVES	25,000.00	60,000.00	19,973.35	0.00
	CAPITAL OUTLAY / CURE IN PLACE PIPING	0.00	90,000.00	0.00	0.00
	BOND INTEREST PAYMENTS	0.00	0.00	0.00	23,553.08
	BOND INTEREST PAYMENT(SEWER)	0.00	0.00	0.00	23,553.08
TOTAL EXPENSES		392,954.60	509,540.66	325,522.40	271,678.60
TOTAL REVENUE	*SEWER OPERATING & MAINTENANCE*	541,842.90	496,834.04	492,389.56	459,930.80
TOTAL EXPENSE	*SEWER OPERATING & MAINTENANCE*	392,954.60	509,540.66	325,522.40	271,678.60
EXCESS REVENUE OR EXPENDITURES		148,888.30	-12,706.62	166,867.16	188,252.20
BEGINNING CASH		96,634.72	96,634.72	96,634.72	
ENDING CASH		245,523.02	83,928.10	263,501.88	
FUND 591	**WATER FUND**	7/1/2025 - 6/30/2026	7/1/2025 - 6/30/2026	7/1/2025 - 6/30/2026	7/1/2024 - 6/30/2025
		Proposed	Adopted	As of May 29, 2026	Actual as of June 30, 2025
(REVENUES)					
	FUNDS FORWARD	0.00	0.00	0.00	0.00
	FEES	0.00	0.00	2,000.00	0.00
	SALES	390,000.00	336,888.14	354,821.56	302,127.85
	WILLINGNESS TO SERVE	294,000.00	296,012.96	269,938.21	306,468.09
	INTEREST INCOME	9,500.00	4,000.00	9,179.95	8,752.41
	MISC REVENUES	500.00	500.00	202.91	6,181.37
	EXTRA WATER SALES	0.00	0.00	0.00	400.00
	LAGOON SLUDGE	0.00	0.00	0.00	0.00
	SEWER ASSESSMENT	0.00	0.00	0.00	0.00
	SAVINGS FUND FORWARD	0.00	0.00	0.00	0.00
	EQUIPMENT FUND LOAN PAYMENT	0.00	0.00	0.00	0.00
	WATER TOWER LEASE	826.32	3,250.00	826.32	2,695.68
	STIMULUS ACT FUNDS	0.00	0.00	0.00	0.00
	TRANSFER FROM CAP IMPROVE	0.00	0.00	0.00	0.00
	TRANSFER FROM CDBG LEFTOVER FUNDS	66,976.20	66,976.20	66,976.20	0.00
TOTAL REVENUE		761,802.52	707,627.30	703,945.15	626,625.40
(EXPENDITURES)					
	SALARIES AND WAGES	261,722.53	232,610.93	223,806.55	189,887.88
	SALARIES & WAGES	171,180.23	157,017.97	150,261.52	128,575.05
	OVERTIME	12,000.00	0.00	10,965.78	9,500.16
	SOCIAL SECURITY (MOWING & WATER/SEWER)	14,013.29	12,046.11	12,282.12	10,521.80
	UNEMPLOYMENT INS (MOWING & WATER/SEWER)	0.00	0.00	16.96	13.66
	PENSION (MOWING & WATER/SEWER)	10,000.00	9,017.84	9,007.96	6,504.57
	HOSP & LIFE INS (MOWING & WATER/SEWER)	47,963.97	47,963.97	39,875.38	30,679.22
	WORKERS COMPENSATION	3,565.04	3,565.04	833.96	2,310.52

	UNIFORM	3,000.00	3,000.00	562.87	1,782.90
	FRINGE BENEFITS	0.00	0.00	0.00	0.00
	GENERAL OPERATIONS	119,463.95	116,963.95	93,576.22	115,687.39
	OFFICE SUPPLIES AND POSTAGE	6,000.00	6,000.00	4,680.26	3,518.60
	COPIER MAINTENANCE AGREEMENT	2,500.00	2,500.00	1,261.29	2,104.80
	OPERATING EXPENSES	35,000.00	40,000.00	28,153.11	39,973.94
	COMPUTER SOFTWARE REPLACEMENT	1,500.00	1,500.00	349.00	338.50
	NEW EQUIPMENT	0.00	0.00	0.00	0.00
	AUDIT EXPENSE	9,166.67	9,166.67	9,166.66	9,151.00
	PROFESSIONAL FEES	0.00	2,000.00	0.00	9,780.00
	LAGOON SAMPLES	0.00	0.00	0.00	0.00
	DUES AND MEMBERSHIPS	4,000.00	4,000.00	2,791.96	3,200.04
	TELEPHONE	6,000.00	4,000.00	5,078.01	4,866.93
	EQUIPMENT FEES (MOWING & WATER/SEWER)	25,000.00	22,500.00	18,549.19	18,921.78
	PRINTING AND PUBLISHING	600.00	600.00	73.50	185.75
	FLEET/PROFESSIONAL LIABILITY	4,472.28	4,472.28	4,472.28	4,221.01
	ELECTRICITY	18,000.00	14,000.00	14,504.38	13,703.76
	NATURAL GAS	4,000.00	1,500.00	2,835.25	1,349.29
	MISC AND/OR ALLOCATIONS	225.00	225.00	15.44	19.33
	TRAINING AND SCHOOLING	3,000.00	3,000.00	1,645.89	3,977.66
	EMPLOYEE MEDICAL BENEFIT	0.00	0.00	0.00	0.00
	EQUIPMENT RENTAL	0.00	1,500.00	0.00	375.00
	MISCELLANEOUS	0.00	0.00	0.00	0.00
	TRANSFERS TO OTHER ACCOUNTS	151,864.55	0.00	0.00	0.00
	LAGOON TRANSFER FROM IMPROVE	0.00	0.00	0.00	0.00
	SEWER TRANSFER FROM IMPROVE	0.00	0.00	0.00	0.00
	TRANSFER OUT TO GENERAL FUND FOR ASSET MANAGEMENT PLAN	0.00	0.00	0.00	0.00
	TRANSFER OUT TO EQUIPMENT FUND FOR BACKHOE LOAN FROM	0.00	0.00	0.00	0.00
	REIMBURSE GENERAL FOR SANITARY LINE FIX	0.00	0.00	0.00	0.00
	CDBG GRANT PROJECT	151,864.55	0.00	0.00	0.00
	CONTINGENCY FUND	0.00	0.00	0.00	0.00
	CONTINGENCY FUND	0.00	0.00	0.00	0.00
	MOWING	0.00	0.00	0.00	0.00
	SALARIES & WAGES	0.00	0.00	0.00	0.00
	DEBT RETIREMENT	53,938.91	53,938.91	47,716.68	0.00
	DEBT RETIREMENT (WATER)	53,938.91	53,938.91	47,716.68	0.00
	CAPITAL OUTLAY	102,716.68	265,000.00	47,716.68	0.00
	CAPITAL OUTLAY / ENGINEERING FOR DWRF	0.00	35,000.00	0.00	0.00
	CAPITAL OUTLAY / WATER TOWER REPAIRS	0.00	190,000.00	0.00	0.00
	CAPITAL OUTLAY / LEAD LINE REPLACEMENT	0.00	15,000.00	0.00	0.00
	CAPITAL OUTLAY / WATER PLANT PAINTING	0.00	25,000.00	0.00	0.00
	CAPITAL OUTLAY / GENERATOR REPLACEMENT	0.00	0.00	0.00	0.00

	CAPITAL OUTLAY / CDBG MATCH	0.00	0.00	0.00	0.00
	CAPITAL OUTLAY / NEW METERS	0.00	0.00	0.00	0.00
	CAPITAL OUTLAY / DISTRIBUTION SYSTEM	0.00	0.00	0.00	0.00
	CAPITAL OUTLAY / NEW WELL	0.00	0.00	0.00	0.00
	BOND INTEREST PAYMENTS	0.00	0.00	0.00	23,553.12
	BOND INTEREST PAYMENT(SEWER)	0.00	0.00	0.00	23,553.12
TOTAL EXPENSES		689,706.62	668,513.79	412,816.13	329,128.39
TOTAL REVENUE	*WATER OPERATING & MAINTENANCE*	761,802.52	707,627.30	703,945.15	626,625.40
TOTAL EXPENSE	*WATER OPERATING & MAINTENANCE*	689,706.62	668,513.79	412,816.13	329,128.39
EXCESS REVENUE OR EXPENDITURES		72,095.90	39,113.51	291,129.02	297,497.01
BEGINNING CASH		230,829.81	230,829.81	230,829.81	
ENDING CASH		302,925.71	269,943.32	521,958.83	
FUND 641	**EQUIPMENT FUND**	7/1/2025 - 6/30/2026	7/1/2025 - 6/30/2026	7/1/2025 - 6/30/2026	7/1/2024 - 6/30/2025
		Proposed	Adopted	As of May 29, 2026	Actual as of June 30, 2025
(REVENUES)					
	FUNDS FORWARD	0.00	0.00	0.00	0.00
	LOAN (FOR BACKHOE)	0.00	0.00	0.00	0.00
	CLEAN DIESEL GRANT DUMPTRUCK	0.00	0.00	0.00	0.00
	EQUIP RENTAL FEES	169,317.30	165,000.00	129,547.36	121,312.29
	MISC REVENUES	0.00	0.00	0.00	350.00
	INTEREST	300.00	300.00	426.10	533.67
	SALE OF EQUIPMENT	0.00	0.00	0.00	339.20
	LOAN FROM WATER IMPROVEMENT FUND	0.00	0.00	0.00	0.00
	TRANSFER FROM WATER O & M FOR BACKHOE LOAN	0.00	0.00	0.00	0.00
	TRANSFER FROM WATER IMPROVE FOR BACKHOE LOAN	0.00	0.00	0.00	0.00
	TRANSFER FROM CDBG LEFTOVER FUNDS	54,920.48	54,920.48	54,920.48	0.00
TOTAL REVENUE		224,537.78	220,220.48	184,893.94	122,535.16
(EXPENDITURES)					
	SALARIES & FRINGE BENEFITS	17,722.48	17,093.60	14,114.56	20,063.72
	SALARIES & WAGES	11,188.47	11,188.47	9,757.07	13,710.38
	SOCIAL SECURITY	862.73	862.73	743.65	1,043.30
	UNEMPLOYMENT INS	0.00	0.00	0.37	1.38
	PENSION	671.28	671.28	571.21	566.88
	HOSP & LIFE INS	2,500.00	1,871.12	1,952.04	3,662.13
	WORKERS COMPENSATION	0.00	0.00	72.45	278.75
	UNIFORM	2,500.00	2,500.00	1,017.77	800.90
	FRINGE BENEFITS	0.00	0.00	0.00	0.00
	GENERAL OPERATIONS	65,223.61	57,867.61	51,731.29	53,701.50
	OFFICE EXPENSE & POSTAGE	0.00	0.00	185.33	335.80
	COPIER/POSTAGE MAINT.	0.00	0.00	61.72	0.00

	EQUIP GAS AND OIL	25,000.00	25,000.00	15,100.83	14,645.68
	REP & MAINT SUPPLIES	30,000.00	25,000.00	15,295.36	11,951.62
	COMPUTER PROG/MAINT	0.00	0.00	0.00	0.00
	PRINTING & PUBLISHING	0.00	0.00	0.00	49.50
	FLEET/EQUIP INSURANCE	7,867.61	7,867.61	7,867.61	7,423.81
	MISC/OPERATING SUPPLIES	0.00	0.00	10,864.44	18,520.21
	EMPLOYEE MEDICAL BENEFIT	0.00	0.00	0.00	0.00
	EQUIP RENTAL	2,356.00	0.00	2,356.00	774.88
	MISCELLANOUS	0.00	0.00	0.00	0.00
	CAPITAL OUTLAY	52,156.88	52,156.88	10,070.30	0.00
	CAPITAL OUTLAY/DUMP TRUCK	0.00	0.00	0.00	0.00
	CAPITAL OUTLAY/BACKHOE	11,456.88	11,456.88	4,821.44	0.00
	CAPITAL OUTLAY/MOWERS	0.00	0.00	0.00	0.00
	CAPITAL OUTLAY/AMBULANCE	0.00	0.00	0.00	0.00
	CAPITAL OUTLAY/TRACTOR	0.00	0.00	0.00	0.00
	CAPITAL OUTLAY/VALVE TURNING MACHINE	0.00	0.00	0.00	0.00
	CAPITAL OUTLAY/SALT EQUIPMENT FOR TRUCK	0.00	0.00	0.00	0.00
	CAPITAL OUTLAY / LOAN ON DPW TRUCK	5,700.00	5,700.00	5,248.86	0.00
	CAPITAL OUTLAY/UTILITY TRUCK	0.00	0.00	0.00	0.00
	CAPITAL OUTLAY / USED 1 TON TRUCK	35,000.00	35,000.00	0.00	0.00
	DEBT RETIREMENT	54,500.00	54,500.00	61,080.40	21,641.51
	DUMP TRUCK PAYMENT	0.00	0.00	0.00	0.00
	BOND PAYMENT FOR SEWER TRUCK	41,000.00	41,000.00	0.00	0.00
	BACKHOE PMT	0.00	0.00	0.00	0.00
	WATER IMPROVEMENT DEBT PAYBACK	0.00	0.00	0.00	0.00
	STREET SWEEPER LOAN	13,500.00	13,500.00	0.00	0.00
	INTEREST EXPENSE	0.00	0.00	0.00	21,641.51
	MINI-EXCAVATOR PAYMENT	0.00	0.00	0.00	0.00
TOTAL EXPENSES		189,602.97	181,618.09	136,996.55	95,406.73
TOTAL REVENUE	*EQUIPMENT FUND*	224,537.78	220,220.48	184,893.94	122,535.16
TOTAL EXPENSE	*EQUIPMENT FUND*	189,602.97	181,618.09	136,996.55	95,406.73
EXCESS REVENUE OR EXPENDITURES		34,934.81	38,602.39	47,897.39	27,128.43
BEGINNING CASH		-29,137.37	-29,137.37	-29,137.37	
ENDING CASH		5,797.44	9,465.02	18,760.02	
FUND 696:	**TOWN & COUNTRY FESTIVAL**				
		7/1/2025 - 6/30/2026	7/1/2025 - 6/30/2026	7/1/2025 - 6/30/2026	7/1/2024 - 6/30/2025
		Proposed	Adopted	As of May 29, 2026	Actual as of June 30, 2025
(REVENUES)					
	FESTIVAL REVENUE	18,000.00	18,000.00	17,568.15	12,590.00
	FIREWORKS DONATIONS	5,500.00	5,500.00	6,127.19	5,285.00
	INTEREST INCOME--FESTIVAL	100.00	100.00	275.11	190.71

TOTAL REVENUE		23,600.00	23,600.00	23,970.45	18,065.71
(EXPENDITURES)					
	FESTIVAL EXPENSES	20,000.00	20,000.00	16,933.80	13,810.62
	CONTINGENCY	0.00	0.00	0.00	0.00
TOTAL EXPENSES		20,000.00	20,000.00	16,933.80	13,810.62
TOTAL REVENUE	*TOWN & COUNTRY FESTIVAL*	23,600.00	23,600.00	23,970.45	18,065.71
TOTAL EXPENSE	*TOWN & COUNTRY FESTIVAL*	20,000.00	20,000.00	16,933.80	13,810.62
EXCESS REVENUE OR EXPENDITURES		3,600.00	3,600.00	7,036.65	4,255.09
CASH FUND PERCENTAGE CREATED AGAINST ANNUAL EXPENDITURES		18.00%	18.00%	18.00%	18.00%
	FISCAL YEAR STARTING FUND BALANCE	7,084.71	7,084.71	7,084.71	3,484.71
	FISCAL YEAR EXCESS REVENUE OR EXPENDITURES	3,600.00	3,600.00	7,036.65	3,600.00
	FISCAL YEAR ENDING FUND BALANCE	10,684.71	10,684.71	14,121.36	7,084.71
	FUND BALANCE PERCENTAGE AGAINST ALL EXPENDITURES	53.42%	53.42%	83.39%	51.30%
TOTAL REVENUE					
GENERAL ACCOUNT		2,410,278.41	2,152,337.45	1,934,872.14	2,355,246.00
OTHER ACCOUNTS		2,888,461.82	2,882,966.39	2,602,837.28	2,675,759.43
TOTAL REVENUE ALL ACCOUNTS		5,298,740.23	5,035,303.84	4,537,709.42	5,031,005.43
TOTAL EXPENSES					
GENERAL ACCOUNT		2,316,657.42	2,187,786.82	1,969,042.87	2,448,425.00
OTHER ACCOUNTS		2,867,084.67	3,002,747.98	2,299,110.97	1,900,173.10
TOTAL EXPENSES ALL ACCOUNTS		5,183,742.10	5,190,534.80	4,268,153.84	4,348,598.10
EXCESS REVENUE OR EXPENDITURES					
GENERAL ACCOUNT		93,620.99	-35,449.37	-34,170.73	-93,179.00
OTHER ACCOUNTS		21,377.15	-119,781.59	303,726.31	775,586.33
TOTAL EXCESS REVENUE OR EXPENDITURES ALL ACCOUNTS		114,998.13	-155,230.96	269,555.58	682,407.33

Agenda Review Form

Regular City Council – 06/08/2026

☐ Informational
☑ Action / Follow Up
☐ Not Approved

Prepared For	Staff Contact
City Council	Jeff Bell
Date Submitted	**Department**
06/05/2025	Administration

Subject

Summer Rec Assistants

Summary

Summer Recreation Program Coordinator Laurie Schisler has reviewed the applications received for the Part-Time Summer Recreation Assistants and is recommending the hire of the four (4) candidates below.

The recommended candidates are:

- Mariana Guillen (returning from last year)
- Julie Guillen
- Baylie Miller
- Lilly Roger

Background checks and drug screenings will be scheduled if approved. It is recommended that these candidates be paid at a rate of $13.73/hour, which is minimum wage.

Financial Impact

NA

Budgeted	Amount:
Yes	N/A

Recommendation

After Discussion, Motion to approve the hiring of Mariana Guillen, Julie Guillen, Baylie Miller, & Lilly Roger as Summer Recreation Assistants at a rate of $13.73/Hour contingent upon a successful drug screen and background check.

Alternatives
- NA

Attachments
-NA

Agenda Review Form

Regular City Council – 06/08/2026

☐ Informational
☑ Action / Follow Up
☐ Not Approved

Prepared For	Staff Contact
City Council	Jeff Bell
Date Submitted	**Department**
06/05/2026	Public Works

Subject

Communication Utilities

Summary

With our continued efforts to consolidate service providers to realize cost savings without sacrificing service levels, we have identified our Communication Utilities as a clear area of improvement opportunities.

Currently we have 3 service Providers:

- Verizon
- D & P Communications
- Spectrum

Together with Internet, Telephone, WIFI, Modem, Routers and other hardware devices, we are paying a monthly fee of $2,129.27 for services in all buildings combined.
When looking into consolidating to any one of the 3 current providers, the only provider that could service all areas with all devices and offer an upgrade in Fiber was D&P Communications. The other two could only offer a portion of the total package and we would need to still source the remainder from another provider.

The Quotation for Service from D&P Communications to support all City Operations in All City Buildings while upgrading our service lines to Fiber came in at $1,426.20/MTH. It should be noted that there is a one-time fee of $8,743.00 to change out all Phones and Upgrades associated with the single source supplier for the services. After taking this into consideration, we would realize a 12-month payback on investment and realize savings of $703.07/MTH thereafter for the remainder of the 36-month contract. Initial savings on the contract would be a Total of $16,873.68.

It is the recommendation of City Administrator Bell that we make the transition to D&P Communications for all City Communications Utilities and the Single Sourcing Model to realize a Cost Savings of $703.07/MTH.

Financial Impact

Cost Savings for the 36-month contract of $16,873.68 after initial One Time Charges are paid in full.

Budgeted	**Amount:**
N/A	N/A

Recommendation

After discussion...Motion to approve the Contract with D&P Communications and Authorize the City Administrators Signature on the Contract.

Alternatives

Stay with current 3-tier supplier of services

Attachments

D&P Communications Quote



Sales Quotation

The information in this document is confidential and not intended for distribution to any other person or entity other than recipient.

PREP DATE:	4/10/2026
QUOTE EXPIRES:	4/24/2026

Client: City of Morenci (Acct. #00021269-7)
Client Billing Address: 118 Orchard St. Morenci, MI 49256

Contact Name: Jeff Bell
Contact Phone: 517-458-6828
Contact Email: jeff.bell@cityofmorenci.org

SALESPERSON	INSTALL TIME FRAME	PROPOSED TERM
Breece Kelly	2-3 Weeks After Signing	36 Months

Client Service Address: City Hall - 118 Orchard St. Adrian, MI 49221

DESCRIPTION	QUANTITY	UNIT PRICE	TAXABLE Y/N	ONE-TIME CHARGES	MONTHLY CHARGES
Dedicated Internet - 100 Mbps/100 Mbps	1	$ 325.00	N	$ -	$ 325.00
/29 Subnet	1	$ 30.00	N	$ -	$ 30.00
6 Channel SIP Trunk	1	$ 124.95	N	$ -	$ 124.95
Business Fax/Data Line (517-458-2390)	1	$ 24.95	N	$ -	$ 24.95
E911 Surcharge - Lenawee County	6	$ 3.99	N	$ -	$ 23.94
D & P Titanium Support & Licensing	15	$ 6.00	N	$ -	$ 90.00
Block of 10 DIDs	1	$ 7.95	N	$ -	$ 7.95
Sangoma P325 Phone - 6 Line	5	$ 180.00	N	$ 900.00	$ -
Sangoma P330 Phone - 12 Line	9	$ 253.00	N	$ 2,277.00	$ -
Polycom Trio C60 Conference Phone	1	$ 1,000.00	N	$ 1,000.00	$ -
Sangoma Headset	3	$ 175.00	N	$ 525.00	$ -
Sangoma Headset EHS Cable	3	$ 47.00	N	$ 141.00	$ -
Switchvox E510 Appliance	1	$ 795.00	N	$ 795.00	$ -
Switchvox E510 Appliance - 3 Year Warranty	1	$ 105.00	N	$ 105.00	$ -
Installation Fee	1	$ 2,500.00	N	$ 2,000.00	$ -
			SUBTOTAL	$ 7,743.00	$ 626.79
			TAX RATE*	6.00%	9.00%
			SALES TAX	$ -	$ -

*tax rate includes 6% state and 3% federal

Special Instructions: Existing services. Adding dedicated internet and city-wide On Prem PBX.

TOTAL	$ 7,743.00	$ 626.79

Client Service Address: EMS - 13013 Sim Hwy. Morenci, MI 49256

DESCRIPTION	QUANTITY	UNIT PRICE	TAXABLE Y/N	ONE-TIME CHARGES	MONTHLY CHARGES
Business Internet - 100 Mbps/100 Mbps	1	$ 70.00	N	$ -	$ 70.00
Business Phone Line (517-458-1518 & 517-458-7098)	2	$ 32.95	N	$ -	$ 65.90
E911 Surcharge - Lenawee County	2	$ 3.99	N	$ -	$ 7.98
Business Cable TV - Prime Concession	1	$ -	N	$ -	$ -
HD Adaptor	7	$ 5.95	N	$ -	$ 41.65
Franchise Fee	1	$ 1.25	N	$ -	$ 1.25
Installation Fee	1	$ 250.00	N	$ 250.00	$ -
			SUBTOTAL	$ 250.00	$ 186.78
*tax rate includes 6% state and 3% federal			TAX RATE*	6.00%	9.00%
			SALES TAX	$ -	$ -

Special Instructions: Existing services. Adding internet and upgrading to fiber.

TOTAL	$ 250.00	$ 186.78

Client Service Address: Fire Station - 249 W. Main St. Morenci, MI 49256

DESCRIPTION	QUANTITY	UNIT PRICE	TAXABLE Y/N	ONE-TIME CHARGES	MONTHLY CHARGES
Business Internet - 100 Mbps/100 Mbps	1	$ 70.00	N	$ -	$ 70.00
Business Phone Line (517-458-2301)	1	$ 32.95	N	$ -	$ 32.95
Business Fax/Data Line (517-458-2268)	1	$ 24.95	N	$ -	$ 24.95
E911 Surcharge - Lenawee County	1	$ 3.99	N	$ -	$ 3.99
Business Cable TV - Prime TV	1	$ 110.00	N	$ -	$ 110.00
Regional Sports Fee	1	$ 20.00	N	$ -	$ 20.00
Broadcast TV Fee	1	$ 22.00	N	$ -	$ 22.00
Receiver	2	$ 5.95	N	$ -	$ 11.90
Franchise Fee	1	$ 7.90	N	$ -	$ 7.90
Installation Fee	1	$ 250.00	N	$ 250.00	$ -
			SUBTOTAL	$ 250.00	$ 303.69
*tax rate includes 6% state and 3% federal			TAX RATE*	6.00%	9.00%
			SALES TAX	$ -	$ -

Special Instructions: Existing services. Adding internet and cable TV, and upgrading to fiber.

TOTAL	$ 250.00	$ 303.69

Client Service Address: DPW - 597 W. Chestnut St. Morenci, MI 49256

DESCRIPTION	QUANTITY	UNIT PRICE	TAXABLE Y/N	ONE-TIME CHARGES	MONTHLY CHARGES
Business Internet - 50 Mbps/5 Mbps	1	$ 70.00	N	$ -	$ 70.00
			SUBTOTAL	$ -	$ 70.00
*tax rate includes 6% state and 3% federal			TAX RATE*	6.00%	9.00%
			SALES TAX	$ -	$ -

Special Instructions: Existing services. No Changes.

TOTAL	$ -	$ 70.00

Client Service Address: Wakefield Park Concession Stand - 500 W. Main St. Morenci, MI 49256

DESCRIPTION	QUANTITY	UNIT PRICE	TAXABLE Y/N	ONE-TIME CHARGES	MONTHLY CHARGES
Business Internet - 50 Mbps/5 Mbps	1	$ 70.00	N	$ -	$ 70.00
Installation Fee	1	$ 250.00	N	$ 250.00	$ -
			TAX RATE*	6.00%	9.00%
			SALES TAX	$ -	$ -
			TOTAL	$ 250.00	$ 70.00

*tax rate includes 6% state and 3% federal

Special Instructions: New services.

Client Service Address: Water Plant - 485 W. Main St. Morenci, MI 49256

DESCRIPTION	QUANTITY	UNIT PRICE	TAXABLE Y/N	ONE-TIME CHARGES	MONTHLY CHARGES
Business Internet - 100 Mbps/100 Mbps	1	$ 70.00	N	$ -	$ 70.00
Installation Fee	1	$ 250.00	N	$ 250.00	$ -
			TAX RATE*	6.00%	9.00%
			SALES TAX	$ -	$ -
			TOTAL	$ 250.00	$ 70.00

*tax rate includes 6% state and 3% federal

Special Instructions: New services.

Client Service Address: Oak Grove Cemetery - 12440 Lime Creek Rd. Morenci, MI 49256

DESCRIPTION	QUANTITY	UNIT PRICE	TAXABLE Y/N	ONE-TIME CHARGES	MONTHLY CHARGES
Business Internet - 50 Mbps/5 Mbps	1	$ 70.00	N	$ -	$ 70.00
Business Fax/Data Line (517-458-3012)	1	$ 24.95	N	$ -	$ 24.95
E911 Surcharge - Lenawee County	1	$ 3.99	N	$ -	$ 3.99
			SUBTOTAL	$ -	$ 98.94
			TAX RATE*	6.00%	9.00%
			SALES TAX	$ -	$ -
			TOTAL	$ -	$ 98.94
			GRAND TOTAL	$ 8,743.00	$ 1,426.20

*tax rate includes 6% state and 3% federal

Special Instructions: Existing services. No changes.

CLIENT ACCEPTANCE: _____ DATE: _____

D & P SIGNATURE: _____ DATE: _____

Thank You For Your Business!

Phone service includes call forwarding, call waiting, and caller ID at no additonal charge. Long distance is .02 per minute with no monthly fee. E911 Surcharges and Cable Franchise Fees are not controlled by D & P Communications and can be subject to rate changes dictacted by the local, state, and federal governments. Costs specified in this quotation apply for the proposed term and are subject to change at expiration or per the Services Agreement.

Agenda Review Form

Regular City Council – 06/08/2026

☐ Informational
☑ Action / Follow Up
☐ Not Approved

Prepared For	Staff Contact
City Council	Jeff Bell
Date Submitted	**Department**
06/05/2026	Public Works

Subject

Nelson Tank Contract

Summary

We were notified by Michigan Department of Environment, Great Lakes, and Energy (EGLE) that the work being planned for the Water Tower Maintenance and Upgrades requires a permit through them. This permit will need to have the specifications signed and sealed by a professional engineer.

According to Part 4 of the Michigan Safe Drinking Water Act states "*before commencing the construction of a waterworks system or an alteration, addition, or improvement to a system, a supplier of water shall submit plans and specifications for the improvements to the department and secure from the department a permit for construction as provided by rule. Plans and specifications submitted to the department shall be prepared by a professional engineer licensed under article 20 of the occupational code, 1980 PA 299, MCL 399.2001 to 399.2014.*"

We then reached out to Pittsburgh Tank & Tower who are scheduled to complete the work, and they referred us back to the Engineer who conducted the inspections on the towers and who works directly with EGLE on meeting their requirements.

Keith Nelson from Nelson Tank Engineering responded quickly with the attached contract for services to create the plans and specifications as well as provide the signature and seals for the project. This cost is an additional $3,800.00 to the project that was a non-budgeted item. This is a professional task and does not require going out for bid on the service.

The Water Fund is positioned financially to allow for this to take place without hardship.

It is the recommendation of Administrator Bell and Water Operator Woodbury that we approve the contract with Nelson Tank.

Financial Impact

Additional $3,800.00 out of the Water Fund

Budgeted	**Amount:**
No	$3,800.00

Recommendation

After discussion...Motion to approve the Contract with Nelson Tank Engineering and Authorize the City Administrators Signature on the Contract.

Alternatives

None

Attachments

Nelson Tank Engineering Quote / Contract

NTEC
Nelson Tank Engineering
& Consulting, Inc.
16240 National Parkway
Lansing, MI 48906

PROPOSAL AND CONTRACT AGREEMENT

This agreement between the CITY OF MORENCI (OWNER) and NELSON TANK ENGINEERING and CONSULTING, INC. (CONSULTANT) for consulting services on the 100,000 and 150,000-Gallon Water Storage Tanks (PROJECT) at MORENCI, MI is as follows:

The OWNER agrees to engage the services of the CONSULTANT for services hereinafter set forth.

A. CONSULTANT agrees to perform services as detailed in the attached Section I.

B. OWNER agrees to pay CONSULTANT, for services rendered, the sum of Three Thousand Eight Hundred Dollars ($3,800). Terms of Payment shall be detailed in Section II.

C. Additional services performed by CONSULTANT requested by the OWNER which are not within the proposed scope of services as defined in section I, shall be paid to the CONSULTANT in accordance with time and material fees per Section III plus reimbursable expenses.

D. The OWNER and CONSULTANT agree to the conditions as set forth in the attached General Provisions of the agreement.

This contract format shall include this cover sheet, Sections I, II, III and General Conditions. Any changes in this CONTRACT shall be made by written addendum.

Deb Otberg	May 27, 2026
Proposed by CONSULTANT	Date
Contract Approved by CONSULTANT	Date
Contract Approved by OWNER (Title)	Date
Cosignature (If Required) (Title)	Date

SECTION I

Proposed Services and Responsibilities

100,000 and 150,000-Gallon Tanks
Painting and Repair

I. Preparation of Specifications and Contract Documents

A. Scope of Services Performed by Consultant

1. Develop Request for Proposal (RFP) cover letter.
2. Prepare Technical Specifications for project to include, but not limited to, the following:
    a. Detailed Specifications
    b. Repair Drawings
    c. Inspection Form
3. Address all questions, written or verbal response, concerning the project that are submitted.

II. Miscellaneous Provisions

A. All documents produced by the Consultant under this agreement shall remain the property of the Consultant and may not be used by the Owner for any other endeavor without the written consent of the Consultant.

SECTION II

Proposed Service Fees

100,000 and 150,000-Gallon Tanks
Painting and Repair

1. Payment for preparation of RFP cover letter and technical specifications shall be the lump sum fee of $3,800.

2. Requests for Professional services not included in the original scope of work, Section I, shall be assessed at time and material fees per Section III.

3. Invoices shall include all work performed during the month. The invoice will start on the beginning of each month and will close on the end of each month. Partial payment requests may be allowed if approved by the Owner. Accounts unpaid 60 days after the invoice date may be subject to a monthly service charge of 1.5% (or the legal rate) on the unpaid balance. In the event any portion or all of an account remains unpaid 90 days after billing, the Owner shall pay all costs of collection, including reasonable attorney fees.

SECTION III

Additional Service Fees

LABOR CLASS	Per Hour ($)
Project Manager	150
Registered Professional Engineer	150
Project Engineer	120
Inspector AMPP Certified	95
Inspector AWS Certified	100
Inspector	90
Secretarial Services	75
Modeling or CAD	150
EXPENSES	**Unit Cost ($)**
Mileage Commercial	1.20/mile
Mileage Truck	2.50/mile
Meals & Lodging	170/diem
Air Travel	Business class
Car Rental	Full size auto
LABORATORY TESTING	**Unit Cost ($)**
Paint lead swab test	50
Paint sample (3 metals)	160
Background soil (Total lead)	60

NELSON TANK ENGINEERING AND CONSULTING, INC.
AGREEMENT

General Conditions
(Owner Document)

I. BASIC PROVISIONS

A) The parties agree to deliver all executed documents upon signing of the Services Agreement.
B) The Owner agrees to furnish Consultant with sufficient copies of all documentation necessary to contract for the work to be completed according to the Services Agreement.
C) All times provided for in the Services Agreement shall commence upon the dates specified therein. Consultant shall commence work upon execution of the Services Agreement.
D) Consultant shall verify all physical data, measurements and other information prior to the commencement of work and report any ambiguities, errors, conflicts or discrepancies to Owner. Consultant shall not be liable to the Owner for failure to report any such ambiguities, discrepancies, errors or conflicts unless Consultant knew or should have reasonably known of the same.
E) Upon request and within a reasonable time of the execution of the Services Agreement, Consultant agrees to provide Owner with Certificates of Insurance or any other evidence of insurance as may be required. At this time, a preliminary conference with Owner shall be held if either party has unclarified questions or ambiguities with regard to the discharge of the Services Agreement.
F) The parties intend that the Services Agreement along with all collateral documents thereto including this Schedule of General Provisions shall constitute all of the contract documents between the parties for the services to be rendered. It is the intention of the parties to adopt all business practices, trade customs and technical definitions as used in the construction industry pertaining to facilities in the interpretation of the Agreement. All ambiguities raised by either party to the Agreement shall be subject to interpretation in writing agreed to by the parties or as settled by mediation as provided herein.
G) The Agreement and all collateral documents may be amended, supplemented, revised or deleted only by written document entered into by the parties which will include change orders as provided herein.

II. MATTERS PERTAINING TO THE AVAILABILITY OF OWNER'S FACILITIES

A) The Owner shall furnish Consultant with unencumbered access to the facility as described in the Services Agreement along with all documentation deemed reasonably necessary by the Consultant as a condition precedent for the performance of Consultant's services.
B) The Consultant may rely upon the technical information and physical data provided by the Owner with regard to the specifications, characteristics, dimensions and condition of the facility and other assets upon which the Consultant has been retained to work.
C) Consultant may rely upon the technical information provided by the Owner in performing its services and shall not be responsible for errors based upon incomplete or erroneous data supplied by the Owner. If Consultant discovers any defects in the performance of services contracted for by the Services Agreement, Owner agrees to issue any necessary change orders providing for such additional work as necessary to correct the defect in question and to authorize payment for any and all additional services or material required by the Consultant to complete Consultant's services.
D) Defects undiscovered by Consultant when estimating the work to be done under the Services Agreement, shall be called to the Owner's notice immediately upon discovery. Owner shall be responsible for the safety and protection of the Consultant with regard to any such unsafe conditions that exist with regard to the facility.

III. INSURANCE

A) Consultant shall purchase and maintain such liability and other insurance as is appropriate for the services being rendered and furnished and will provide protection from claims which may arise out of Consultant's performance and furnishing of services and Consultant's other obligations under the Services Agreement whether to be performed by Consultant, subcontractor, or supplier or by anyone directly or indirectly contracted for or employed by them.
B) Owner shall purchase and maintain such property, liability and other insurance as appropriate for risks attendant to the property upon which Consultant shall perform services and Owner shall make available for Consultant's

inspection Certificates evidencing such coverage extending to Consultant, subcontractors and suppliers and include coverage for the respective officers and employees of such parties.

C) All insurance coverages required by these general conditions shall be for not less than limits of liability required by the Services Agreement or the laws and regulations of the State of Michigan or the federal government. All insurance contracts identified to this Agreement shall contain provisions or endorsements that coverage shall not be canceled, materially changed or renewal refused without at least thirty (30) days prior written notice to the Owner and Consultant and to any other insured to whom a Certificate of Insurance has been issued.

D) The Owner and Consultant intend that all policies purchased in accordance with this Article III will endeavor to protect the Owner, Consultant, subcontractors and suppliers and all other persons listed as additional insureds and will provide primary coverage for losses and damages. Any such policy purchased in accordance with this Agreement shall contain provisions to the effect that in the event of payment of any loss or damage, the insurers will have no rights of recovery against any of the insureds or additional insureds thereunder. Additionally, the Owner waives all rights against the Consultant, subcontractors, consultants and the officers, Directors, employees and agents of any of them for any loss due to business interruption, loss of use or other consequential loss extending beyond direct physical loss or damage to the Owner's property caused by or arising out of fire or other peril, whether or not insured by Owner, and loss or damage to the completed project or part thereof caused by or arising out of or resulting from fire or other insured peril covered by any property insurance maintained on the project by Owner and any policy issued in accordance with the terms of this Agreement shall contain provisions to the effect that in the event of payment of any loss, damage or consequential loss, the insurers will have no rights of recovery against any contractor, subcontractor, consultant and the officers, Directors, employees or agents of any of them.

IV. CONSULTANT'S RESPONSIBILITIES

A) Consultant shall perform the services in a manner consistent with that degree of care and skill ordinarily exercised by members of the same profession to perform in accordance with the Services Agreement. Consultant shall be solely responsible for the means, methods, techniques, materials used, and procedures applied in fulfilling its services and shall be solely responsible for the appointment of individuals responsible for the performance of the services contracted for by the Services Agreement.

B) Unless specified elsewhere to the contrary, Consultant shall furnish, be compensated for, and assume all responsibility for all materials, equipment, labor, transportation, equipment and other facilities necessary for the furnishing, performing, testing and completion of the services contracted for by the Services Agreement.

C) Consultant shall adhere to the time schedule for completion of the Services Agreement advising Owner of any alterations necessary in the performance of such schedule and procure the Owner's written agreement, which shall not be unreasonably withheld with regard to any such changes.

D) If, during the course of providing services in accordance with this Services Agreement, Consultant determines that other or equal material or procedures will accomplish the work contracted for by this Agreement, Consultant shall notify the Owner or its appropriate representatives following established change order procedures, if appropriate, and such substitution shall be approved by the Owner's representative unless clear and convincing evidence is shown that the Consultant's basis for substitution is wrong. In such case, if the Consultant continues to adhere to it's decision with regard to the above mentioned substitution and the Owner's representative refuses to approve a change order for the same, if necessary, Consultant may seek alternative dispute resolution of the issue as provided herein by mediation if the same will not substantially protract the time necessary for the completion of the rendition of services.

E) If, in the performance of Consultant's services, other subcontractors or suppliers must be utilized, Consultant shall provide Owner with the identity of any proposed subcontractor or supplier. Consultant refuses to deal with any subcontractor or supplier against whom the Owner has made reasonable objection. If such subcontractor or supplier is rejected by the Owner and Consultant has made diligent inquiry as to an acceptable substitute but is unable to substitute for the objected subcontractor or supplier, Owner agrees to adjust the contract price as necessary for the hiring of replacement subcontractor or supplier.

F) Owner with Consultant's assistance, shall obtain and pay for all permits and licenses, other governmental charges and inspection fees necessary for the completion of the services contracted for by this Services Agreement. This provision shall not be applied to relieve owner of its obligation for the payment of any costs the Owner has assumed by the Services Agreement.

G) Consultant shall give notices and comply with laws and regulations concerning the performance of services contracted for by this Service Agreement. If Consultant knows the performance of services shall be in violation of law or regulation, the Consultant shall bear all claims, costs, losses and damages caused by Consultant's actions. Otherwise, Owner shall be responsible for any and all costs, claims, losses or other obligations arising from the inspection, ownership and maintenance of the facility.

H) It shall be Consultant's responsibility to confine its activities to the premises on which the inspection services are rendered. After the rendition of services, Consultant agrees to remove all of its tools, appliances,

equipment, machinery and surplus materials. The site shall be left clean and ready for use by the Owner after the completion of the rendition of services contracted for by the Services Agreement.

I) Consultant agrees that if any dispute should arise under the terms of this Services Agreement which is submitted to mediation, Consultant shall carry on with the rendition of services and adhere to the time schedule established for the completion of performance of services during all disputes or disagreements with the Owner. No services shall be delayed or postponed pending resolution of any dispute or disagreement except as otherwise permitted in accordance with these general conditions or as agreed to in writing with the Owner.

J) Consultant agrees to indemnify and hold harmless Owner and it's officials, officers, Directors and employees to the fullest extent permitted by law from and against claims, costs, losses and damages (including reasonable legal fees and charges of other professional and all other dispute resolution costs) caused by or arising out of or resulting from the performance of the services rendered by Consultant incident to this Services Agreement provided that any such claim, cost, loss or damage is attributable to the negligent act, error or omission of the Consultant, subcontractor or supplier; provided, comparative negligence shall be taken into account in measuring Consultant's liability for damages hereunder.

V. OWNER'S RESPONSIBILITIES

A) The Owner shall not supervise, direct or have control or authority over nor be responsible for Consultant's means, methods, techniques, or procedures of rendering services or for the safety precautions and programs incident thereto or for any failure of the Consultant to comply with laws and regulations applicable to the furnishing of performance of the services contracted for by this Services Agreement. Owner will not be responsible for Consultant's failure to perform or furnish the services in accordance with this Services Agreement. The Owner shall be responsible for providing a safe and hazard-free site upon which Consultant may perform its services.

B) Owner represents that the authorized governing authorities of Owner have taken all steps necessary to approve the Services Agreement and to furnish Consultant with reasonable evidence of financial responsibility for the satisfaction of its payment obligation under the Services Agreement and that Consultant shall be paid in full for the rendition of services in accordance with the terms of the Services Agreement.

C) Owner shall take no action to impede Consultant's rendition of services in accordance with this Services Agreement and has taken all steps necessary to coordinate the services and work performed on the site so as to not impair Consultant's ability to render services. To this end, Owner has designated its representative in dealing with Consultant who has full and complete authority to bind and represent the Owner with regard to any and all decisions necessary in the fulfillment of the Services Agreement. If no such representative has been designated, the designated representative of the Owner shall be any of its officers or its chief elected official.

VI. CHANGES IN WORK

A) Within the parameters of services to be rendered by Consultant, Owner may, at any time or from time to time, order additions, deletions or revisions to the services to be rendered by Consultant; provided, Owner and Consultant have agreed to compensation for the same.

B) Such additions, deletions or revisions will be authorized by written amendment or change order signed by the Owner's representative and acknowledged in writing by the Consultant. Upon receipt of any such acknowledged change order, Consultant shall promptly proceed with the services involved which will be performed under the applicable conditions of the contract documents except as amended.

C) If the Owner and Consultant are unable to agree as to the extent, if any, of an adjustment in the contract price or an adjustment of the contract terms, allowed as a result of a change order or otherwise, Consultant agrees to continue and the Owner agrees to abide by the terms of the contract provided the parties mutually agree to submit the disagreement to mediation as provided for herein.

VII. PAYMENTS TO CONSULTANT AND COMPLETION

A) Consultant shall be paid in accordance with the provisions of Section II of the Services Agreement provided that if there is a dispute as to the services rendered, Owner shall pay for all services rendered for which objection may not be reasonably made and provide Consultant with an accounting of those services performed for which objection is made and the basis therefore.

B) Such dispute shall be submitted to mediation if the parties cannot otherwise agree to its disposition.

C) Consultant acknowledges that title to all materials and equipment covered by any payment from Owner to Consultant whether incorporated in the services rendered or not will pass to the Owner no later than the time of payment as specified in Section II of the Services Agreement free and clear of all liens.

VIII. TERMINATION OR SUSPENSION OF SERVICES

A) The Owner may suspend services by the Consultant at any time and without cause provided Consultant has been paid to date for services rendered under the Services Agreement. Any resumption of services authorized by the Owner shall only be in accordance with terms, conditions and contract price as agreeable by Consultant.
B) Consultant may cease rendering services under this Services Agreement if, through no act or fault of the Consultant, the performance of services under the Agreement has been materially impaired in which case Consultant may refrain from rendering additional services until satisfactory payment for services rendered and to be rendered has been made by the Owner and the impairment has been corrected.
C) If, prior to the rendition of services under the Services Agreement, conditions materially change through the application of force majeure, the Consultant's obligation for the performance of services by the Owner's obligation for the payment for same may be excused.

IX. DISPUTE RESOLUTION

A) The Owner and Consultant agree that should any dispute arise between them with regard to any term and/or condition of the Services Agreement, the parties mutually consent to mediation.

X. MISCELLANEOUS

A) The Services Agreement shall be binding upon and inure to the benefit of the successors, representatives and assigns of the parties hereto; provided, that due to the personal services nature of the Agreement, it shall not be subject to assignment by the Consultant.
B) Any notice required in accordance with the terms of this Agreement shall be effective and binding if made to the parties at their last business address known to the giver of the notice.
C) The duties and obligations imposed by these general conditions and the rights and remedies available hereunder to the parties hereto, are not to be construed in any way as a limitation of any rights and remedies available to any or all of them which are otherwise imposed or available by law or regulation.

XI. SAFETY

A) Neither the professional activities of the Consultant, nor the presence of the Consultant or its employees and subconsultants at the construction site, shall relieve the General Contractor of its obligations, duties and responsibilities including, but not limited to, construction means, methods, sequence, techniques or procedures necessary for performing, superintending and coordinating the Work in accordance the contract documents and any health or safety precautions required by any regulatory agencies.
B) The Consultant and its personnel have no authority to exercise any control over the Contractor or its employees in connection with their work or any health and safety programs or procedures.
C) The Owner agrees that the General Contractor shall be solely responsible for jobsite safety, and warrants that this intent shall be carried out in the Owner's contract with the General Contractor.

Agenda Review Form

Regular City Council – 06/08/2026

☐ Informational
☑ Action / Follow Up
☐ Not Approved

Prepared For	Staff Contact
City Council	Jeff Bell
Date Submitted	**Department**
06/05/2026	Public Safety

Subject

Annual Fire Contracts

Summary

The Annual Review of the Fire Contracts has taken place. It is noted that the CPI rose 2.7% as of 12/31/2025 which would increase each of the contracts as such.

The following are the Municipalities and Annual Fee to provide Fire Services to them beginning July 1, 2026, through June 30, 2027.

- Chesterfield Township - $27,585.60
- Medina Township - $29,328.52
- Seneca Township - $51,212.12

Each Municipality has been given the same contract for approval by their boards.

Financial Impact

N/A

Budgeted	Amount:
Yes	$108,126.24

Recommendation

After Discussion,
Motion to approve the Fire Contracts for Chesterfield Township, Medina Township and Seneca Township for the Fiscal Year 2026/2027 and authorize the Mayor and City Superintendent/Clerks Signature on the contracts.

Alternatives

Do not approve.

Attachments Contracts for Each Municipality

"One Team, One Town, One Family"
Morenci City Offices
118 Orchard Street
Morenci, MI 49256
(517) 458-6828

CONTRACT FOR MORENCI FIRE DEPARTMENT SERVICES

THIS AGREEMENT, COMMENCING THIS 1ST DAY OF JULY 2026 BY AND BETWEEN CHESTERFIELD TOWNSHIP, FULTON COUNTY, OH, HEREIN CALLED THE FIRST PARTY AND THE CITY OF MORENCI, MICHIGAN, HEREIN CALLED THE SECOND PARTY. AND, BE IT UNDERSTOOD THAT THE PREVIOUS AGREEMENT BETWEEN THE TWO PARTIES SHALL REMAIN IN EFFECT UNTIL THE DAY AND YEAR FIRST WRITTEN ABOVE.

WITNESSETH:

WHEREAS, THE BOARD OF TRUSTEES OF SAID FIRST PARTY FINDS IT NECESSARY, IN ORDER TO GUARD AGAINST THE OCCURRENCE OF FIRES AND TO PROTECT THE PROPERTY AND LIVES OF ITS CITIZENS AGAINST DAMAGES AND ACCIDENTS RESULTING THEREFROM, TO MAKE THIS CONTRACT FOR FIRE PROTECTION IN ACCORDANCE WITH THE LAWS OF THE STATE OF MICHIGAN AND,

WHEREAS, SAID SECOND PARTY HAS A FULLY ORGANIZED VOLUNTEER FIRE DEPARTMENT AND IS READY, WILLING AND ABLE TO ENTER INTO THIS CONTRACT AND TO FURNISH FIRE PROTECTION AND THE SERVICES OF ITS EQUIPMENT AND DEPARTMENT TO AND ON BEHALF OF FIRST PARTY.

NOWTHEREFORE, IN CONSIDERATION OF THE PROMISES, SECOND PARTY AGREES TO FURNISH ITS SERVICES WITHIN THE BOUNDS OF THE TOWNSHIP OF CHESTERFIELD, COUNTY OF FULTON, STATE OF OHIO, BY FURNISHING SUFFICIENT MANPOWER TO OPERATE ITS AVAILABLE EQUIPMENT UPON CALL FOR THE FOLLOWING PERIOD OF TIME: BEGINNING ON THE 1ST DAY OF JULY, 2026 THROUGH THE 30th DAY OF JUNE, 2027 AND IS AUTOMATICALLY RENEWED AND EXTENDED EACH YEAR, UNLESS EITHER PARTY GIVES WRITTEN NOTICE OF THEIR INTENT TO MODIFY THE TERMS OF THIS AGREEMENT AT LEAST 60 DAYS PRIOR TO THE END OF THAT CONTRACT YEAR. THE FIRST PARTY AGREES TO PAY AS FOLLOWS:

THIS CONTRACT CALLS FOR FOUR (4) QUARTERLY PAYMENTS OF $6,896.40 EACH DUE THE FIRST DAY OF JULY, OCTOBER, JANUARY, AND APRIL OF 2026/2027 CONTRACT YEAR (YEARLY COST OF $27585.60). PAYMENTS FOR THIS CONTRACT SHALL BE ADJUSTED ANNUALLY IN SUBSEQUENT YEARS OF SERVICE AND SHALL REFLECT AN INCREASE/DECREASE BASED UPON THE MOST RECENT ANNUAL CONSUMER PRICE INDEX AS OF DECEMBER 31ST. (Increase of 2.7% - 12/31/2025)
IT IS EXPRESSLY UNDERSTOOD AND AGREED BY THE PARTIES HERETO THAT SAID SECOND PARTY SHALL NOT BE RESPONSIBLE FOR THE FAILURE TO REACH ANY EMERGENCY ON ACCOUNT OF WEATHER CONDITIONS, FAILURE OF EQUIPMENT, ROAD CONDITIONS OR PREVIOUS ENGAGEMENT OF ITS EQUIPMENT BY ANOTHER CALL OR CALLS, NOR ON ACCOUNT OF ANY OTHER SITUATION OR CONDITION BEYOND ITS CONTROL.

IT IS FURTHER EXPRESSLY UNDERSTOOD THAT THE SECOND PARTY SHALL NOT BE LIABLE FOR INJURIES TO PERSONS OR DAMAGE TO PROPERTY WHILE IN THE PROCESS OF GOING OR RETURNING FROM A CALL WHILE IN THE TERRITORIAL BOUNDARIES OF THE GOVERNMENT UNIT OF THE FIRST PARTY.

FIRST PARTY HEREBY AGREES TO HOLD HARMLESS AND INDEMNIFY SECOND PARTY FROM ANY CLAIM OR CAUSE OF ACTION ARISING FROM SUCH INJURY AND/OR DAMAGE, INCLUDING ANY COSTS OF DEFENSE.

IT IS AGREED AND UNDERSTOOD THAT IF A DIFFERENCE SHOULD ARISE BETWEEN THE CONTRACTING PARTIES; THEY MAY CONTACT THE STATE ARBITRATOR FOR SETTLEMENT.

IT IS AGREED THAT THE SAID SECOND PARTY SHALL FORWARD A COPY OF ALL RUN SHEETS TO SAID FIRST PARTY WITHIN 30 DAYS OF THE RUN.

IN WITNESS WHEREOF, THE PARTIES HAVE HEREUNTO SET THEIR HANDS THE DAY AND YEAR FIRST WRITTEN ABOVE.

CHESTERFIELD TOWNSHIP
COUNTY OF FULTON
STATE OF OHIO

BY_____

_____ Peggy Volkman
_____ **IN THE PRESENCE OF**
_____
_____
ITS BOARD OF TRUSTEES

CITY OF MORENCI
COUNTY OF LENAWEE
STATE OF MICHIGAN

BY_____
MAYOR

_____ _____
CITY SUPERINTENDENT/CITY CLERK **IN THE PRESENCE OF**

"One Team, One Town, One Family"
Morenci City Offices
118 Orchard Street
Morenci, MI 49256
(517) 458-6828

CONTRACT FOR MORENCI FIRE DEPARTMENT SERVICES

THIS AGREEMENT, COMMENCING THIS 1ST DAY OF JULY 2026 BY AND BETWEEN MEDINA TOWNSHIP, LENAWEE COUNTY, MI, HEREIN CALLED THE FIRST PARTY AND THE CITY OF MORENCI, MICHIGAN, HEREIN CALLED THE SECOND PARTY. AND, BE IT UNDERSTOOD THAT THE PREVIOUS AGREEMENT BETWEEN THE TWO PARTIES SHALL REMAIN IN EFFECT UNTIL THE DAY AND YEAR FIRST WRITTEN ABOVE.

WITNESSETH:

WHEREAS, THE BOARD OF TRUSTEES OF SAID FIRST PARTY FINDS IT NECESSARY, IN ORDER TO GUARD AGAINST THE OCCURRENCE OF FIRES AND TO PROTECT THE PROPERTY AND LIVES OF ITS CITIZENS AGAINST DAMAGES AND ACCIDENTS RESULTING THEREFROM, TO MAKE THIS CONTRACT FOR FIRE PROTECTION IN ACCORDANCE WITH THE LAWS OF THE STATE OF MICHIGAN AND,

WHEREAS, SAID SECOND PARTY HAS A FULLY ORGANIZED VOLUNTEER FIRE DEPARTMENT AND IS READY, WILLING AND ABLE TO ENTER INTO THIS CONTRACT AND TO FURNISH FIRE PROTECTION AND THE SERVICES OF ITS EQUIPMENT AND DEPARTMENT TO AND ON BEHALF OF FIRST PARTY.

NOWTHEREFORE, IN CONSIDERATION OF THE PROMISES, SECOND PARTY AGREES TO FURNISH ITS SERVICES WITHIN THE BOUNDS OF THE TOWNSHIP OF MEDINA, COUNTY OF LENAWEE, STATE OF MI, BY FURNISHING SUFFICIENT MANPOWER TO OPERATE ITS AVAILABLE EQUIPMENT UPON CALL FOR THE FOLLOWING PERIOD OF TIME: BEGINNING ON THE 1ST DAY OF JULY, 2026 THROUGH THE 30th DAY OF JUNE, 2027 AND IS AUTOMATICALLY RENEWED AND EXTENDED EACH YEAR, UNLESS EITHER PARTY GIVES WRITTEN NOTICE OF THEIR INTENT TO MODIFY THE TERMS OF THIS AGREEMENT AT LEAST 60 DAYS PRIOR TO THE END OF THAT CONTRACT YEAR. THE FIRST PARTY AGREES TO PAY AS FOLLOWS:

THIS CONTRACT CALLS FOR FOUR (4) QUARTERLY PAYMENTS OF $7,332.13 EACH DUE THE FIRST DAY OF JULY, OCTOBER, JANUARY, AND APRIL OF 2026/2027 CONTRACT YEAR (YEARLY COST OF $29,328.52. PAYMENTS FOR THIS CONTRACT SHALL BE ADJUSTED ANNUALLY IN SUBSEQUENT YEARS OF SERVICE AND SHALL REFLECT AN INCREASE/DECREASE BASED UPON THE MOST RECENT ANNUAL CONSUMER PRICE INDEX AS OF DECEMBER 31ST. (Increase of 2.7% - 12/31/2025)

IT IS EXPRESSLY UNDERSTOOD AND AGREED BY THE PARTIES HERETO THAT SAID SECOND PARTY SHALL NOT BE RESPONSIBLE FOR THE FAILURE TO REACH ANY EMERGENCY ON ACCOUNT OF WEATHER CONDITIONS, FAILURE OF EQUIPMENT, ROAD CONDITIONS OR PREVIOUS ENGAGEMENT OF ITS EQUIPMENT BY ANOTHER CALL OR CALLS, NOR ON ACCOUNT OF ANY OTHER SITUATION OR CONDITION BEYOND ITS CONTROL.

IT IS FURTHER EXPRESSLY UNDERSTOOD THAT THE SECOND PARTY SHALL NOT BE LIABLE FOR INJURIES TO PERSONS OR DAMAGE TO PROPERTY WHILE IN THE PROCESS OF GOING OR RETURNING FROM A CALL WHILE IN THE TERRITORIAL BOUNDARIES OF THE GOVERNMENT UNIT OF THE FIRST PARTY.

FIRST PARTY HEREBY AGREES TO HOLD HARMLESS AND INDEMNIFY SECOND PARTY FROM ANY CLAIM OR CAUSE OF ACTION ARISING FROM SUCH INJURY AND/OR DAMAGE, INCLUDING ANY COSTS OF DEFENSE.

MEDINA TOWNSHIP SHALL BE ENTITLED TO BILL FOR ALL FIRE RUNS THAT OCCUR WITHIN SAID TOWNSHIP AND SHALL RETAIN PROCEEDS THEREFROM.

IT IS AGREED AND UNDERSTOOD THAT IF A DIFFERENCE SHOULD ARISE BETWEEN THE CONTRACTING PARTIES; THEY MAY CONTACT THE STATE ARBITRATOR FOR SETTLEMENT.

IT IS AGREED THAT THE SAID SECOND PARTY SHALL FORWARD A COPY OF ALL RUN SHEETS TO SAID FIRST PARTY WITH IN 30 DAYS OF THE RUN.

IN WITNESS WHEREOF, THE PARTIES HAVE HEREUNTO SET THEIR HANDS THE DAY AND YEAR FIRST WRITTEN ABOVE.

MEDINA TOWNSHIP
COUNTY OF LENAWEE
STATE OF MICHIGAN

BY_____

_____

_____ _____
IN THE PRESENCE OF

_____

_____
IT'S BOARD OF TRUSTEES

CITY OF MORENCI
COUNTY OF LENAWEE
STATE OF MICHIGAN

BY_____
MAYOR

_____ _____
CITY SUPERINTENDENT/CITY CLERK **IN THE PRESENCE OF**

"One Team, One Town, One Family"
Morenci City Offices
118 Orchard Street
Morenci, MI 49256
(517) 458-6828

CONTRACT FOR MORENCI FIRE DEPARTMENT SERVICES

THIS AGREEMENT, COMMENCING THIS 1ST DAY OF JULY 2026 BY AND BETWEEN SENECA TOWNSHIP, LENAWEE COUNTY, MI, HEREIN CALLED THE FIRST PARTY AND THE CITY OF MORENCI, MICHIGAN, HEREIN CALLED THE SECOND PARTY. AND, BE IT UNDERSTOOD THAT THE PREVIOUS AGREEMENT BETWEEN THE TWO PARTIES SHALL REMAIN IN EFFECT UNTIL THE DAY AND YEAR FIRST WRITTEN ABOVE.

WITNESSETH:

WHEREAS, THE BOARD OF TRUSTEES OF SAID FIRST PARTY FINDS IT NECESSARY, IN ORDER TO GUARD AGAINST THE OCCURRENCE OF FIRES AND TO PROTECT THE PROPERTY AND LIVES OF ITS CITIZENS AGAINST DAMAGES AND ACCIDENTS RESULTING THEREFROM, TO MAKE THIS CONTRACT FOR FIRE PROTECTION IN ACCORDANCE WITH THE LAWS OF THE STATE OF MICHIGAN AND,

WHEREAS, SAID SECOND PARTY HAS A FULLY ORGANIZED VOLUNTEER FIRE DEPARTMENT AND IS READY, WILLING AND ABLE TO ENTER INTO THIS CONTRACT AND TO FURNISH FIRE PROTECTION AND THE SERVICES OF ITS EQUIPMENT AND DEPARTMENT TO AND ON BEHALF OF FIRST PARTY.

NOWTHEREFORE, IN CONSIDERATION OF THE PROMISES, SECOND PARTY AGREES TO FURNISH ITS SERVICES WITHIN THE BOUNDS OF THE TOWNSHIP OF SENECA, COUNTY OF LENAWEE, STATE OF MI, BY FURNISHING SUFFICIENT MANPOWER TO OPERATE ITS AVAILABLE EQUIPMENT UPON CALL FOR THE FOLLOWING PERIOD OF TIME: BEGINNING ON THE 1ST DAY OF JULY, 2026 THROUGH THE 30th DAY OF JUNE, 2027 AND IS AUTOMATICALLY RENEWED AND EXTENDED EACH YEAR, UNLESS EITHER PARTY GIVES WRITTEN NOTICE OF THEIR INTENT TO MODIFY THE TERMS OF THIS AGREEMENT AT LEAST 60 DAYS PRIOR TO THE END OF THAT CONTRACTYEAR. THE FIRST PARTY AGREES TO PAY AS FOLLOWS:

THIS CONTRACT CALLS FOR FOUR (4) QUARTERLY PAYMENTS OF $12,803.03 EACH DUE THE FIRST DAY OF JULY, OCTOBER, JANUARY, AND APRIL OF 2026/2027 CONTRACT YEAR (Yearly cost of $51,212.12) PAYMENTS FOR THIS CONTRACT SHALL BE ADJUSTED ANNUALLY IN SUBSEQUENT YEARS OF SERVICE AND SHALL REFLECT AN INCREASE/DECREASE BASED UPON THE MOST RECENT ANNUAL CONSUMER PRICE INDEX AS OF DECEMBER 31ST. (Increase of 2.7% - 12/31/2025)

IT IS EXPRESSLY UNDERSTOOD AND AGREED BY THE PARTIES HERETO THAT SAID SECOND PARTY SHALL NOT BE RESPONSIBLE FOR THE FAILURE TO REACH ANY EMERGENCY ON ACCOUNT OF WEATHER CONDITIONS, FAILURE OF EQUIPMENT, ROAD CONDITIONS OR PREVIOUS ENGAGEMENT OF ITS EQUIPMENT BY ANOTHER CALL OR CALLS, NOR ON ACCOUNT OF ANY OTHER SITUATION OR CONDITION BEYOND ITS CONTROL.

IT IS FURTHER EXPRESSLY UNDERSTOOD THAT THE SECOND PARTY SHALL NOT BE LIABLE FOR INJURIES TO PERSONS OR DAMAGE TO PROPERTY WHILE IN THE PROCESS OF GOING OR RETURNING FROM A CALL WHILE IN THE TERRITORIAL BOUNDARIES OF THE GOVERNMENT UNIT OF THE FIRST PARTY.

FIRST PARTY HEREBY AGREES TO HOLD HARMLESS AND INDEMNIFY SECOND PARTY FROM ANY CLAIM OR CAUSE OF ACTION ARISING FROM SUCH INJURY AND/OR DAMAGE, INCLUDING ANY COSTS OF DEFENSE.

SENECA TOWNSHIP SHALL BE ENTITLED TO BILL FOR ALL FIRE RUNS THAT OCCUR WITHIN SAID TOWNSHIP AND SHALL RETAIN PROCEEDS THEREFROM.

IT IS AGREED AND UNDERSTOOD THAT IF A DIFFERENCE SHOULD ARISE BETWEEN THE CONTRACTING PARTIES; THEY MAY CONTACT THE STATE ARBITRATOR FOR SETTLEMENT.

IT IS AGREED THAT THE SAID SECOND PARTY SHALL FORWARD A COPY OF ALL RUN SHEETS TO SAID FIRST PARTY WITH IN 30 DAYS OF THE RUN.

IN WITNESS WHEREOF, THE PARTIES HAVE HEREUNTO SET THEIR HANDS THE DAY AND YEAR FIRST WRITTEN ABOVE.

SENECA TOWNSHIP
COUNTY OF LENAWEE
STATE OF MICHIGAN

BY_____

_____

_____ _____
IN THE PRESENCE OF

_____

_____
ITS BOARD OF TRUSTEES

CITY OF MORENCI
COUNTY OF LENAWEE
STATE OF MICHIGAN

BY_____
MAYOR

_____ _____
CITY SUPERINTENDENT/CITY CLERK **IN THE PRESENCE OF**

Agenda Review Form

Regular City Council – 06/08/2026

☐ Informational
☑ Action / Follow Up
☐ Not Approved

Prepared For	Staff Contact
City Council	Brad Lonis
Date Submitted	**Department**
06/05/2026	Fire Department

Subject

Fire Fighter Hire

Summary

Horwinder Hobby Singh has applied for and is recommended for hire as Part-Time Firefighter.
Chief Lonis has additional details on these candidate.

Financial Impact

Based On Call Hours

Budgeted	Amount:
N/A	N/A

Recommendation

After Discussion…
Motion to approve the hire of Horwinder Hobby Singh as Part-Time Firefighter for the Morenci Fire Department, contingent upon a successful Background Check and Drug Screen.

Alternatives

No Motion

Attachments

N/A

Agenda Review Form

Regular City Council –

☐ Informational
☑ Action / Follow Up
☐ Not Approved

Prepared For	**Staff Contact**
City Council	Chief Adams
Date Submitted	**Department**
06/08/26	Police Dept.

Subject

Promotion of Blane Tanner to full-time Police Officer

Summary

Officer Tanner currently serves the city of Morenci as a part-time police officer. He previously served as a full-time officer but stepped down to part-time largely to accommodate an unanticipated transition of personnel the department was experiencing in/or about January of 2024. He was able to absorb that change by working part-time with our agency and one other local police agency. He would like to return to full-time status with the Morenci Police Department.

During his employment with the city of Morenci Officer Tanner has been a dedicated and valuable asset to our organization. He is a self-motivated and proactive police officer with sound investigative skills and an exemplary work record. He will be attending training to become a field training officer (FTO) later this month with officer Edmonson. Together they will be the primary training officers for police officer Brandly upon her expected graduation from the police academy in September, 2026.

I pleased to recommend that Council approve of officer Tanner's full-time employment with the Morenci Police Department effective June 8, 2026.

Financial Impact

One fulltime police officer salary and benefits.

Budgeted	**Amount:**
Yes	Hourly Rate of FT Officer per Union Contract

Recommendation

After Discussion, Motion to approve Blane Tanner be moved from Part- Time to Full-Time Police Officer effective June 8th, 2026.

Alternatives

Continue to operate status quo with reduced hours of coverage

Attachments

N/A

Agenda Review Form

Regular City Council – 06/08/2026

☐ Informational
☑ Action / Follow Up
☐ Not Approved

Prepared For	Staff Contact
City Council	Brad Lonis
Date Submitted	**Department**
06/05/2026	Public Safety

Subject

Turnout Gear

Summary

In the Fiscal Year 2026/2027 we have budgeted for the purchase of 5 sets of Turnout Gear as part of the annual updating of Safety Equipment for the Fire Fighters.
The attached quote falls within the budgeted amount and will be billed after the Fiscal Year begins.
Due to the lead time of the equipment, we would recommend we order now with delivery after the beginning of the next fiscal year.

Financial Impact

N/A

Budgeted	Amount:
Yes	$22,060.25

Recommendation

After Discussion,
Motion to approve the Purchase of 5 sets of Turnout Gear from MacQueen for a Total of $22,060.25 with the Invoice being paid after July 1, 2026, and Authorize the City Administrators signature on the quote authorizing the purchase.

Alternatives

Do not approve.

Attachments MacQueen Quote

MACQUEEN™

PARTS ESTIMATE

ESTIMATE #:	EST1590
CUSTOMER PO:	
SALES REP:	E095388 Sarah Oliver
DATE:	6/2/2026
EXPIRES:	7/2/2026
ESTIMATE TOTAL:	22,060.25

LOCATION:
Delafield
350 Austin Circle
Delafield WI 53018 US

BILL TO:

Morenci MI, City of Fire Department
703 East Main Street
Morenci MI 49256
United States

SHIP TO:

Morenci MI, City of Fire Department
703 East Main Street
Morenci MI 49256
United States

OFFICE PHONE: (517) 458-2301

EMAIL: morenclc-1@hotmail.com

CONTACT INFO:

Name:

Email:

SHIPPING METHOD:

PART #	DESCRIPTION	UOM	QTY	PRICE	EXT. PRICE
GMC-G-Xtreme 3.0 Coat	Globe G-Xtreme 3.0 Coat	Ea	5	2,590.45	12,952.25
GMC-GPS Pant	Globe GPS Pant	Ea	5	1,821.60	9,108.00

CUSTOMER MEMO:

TOTAL PARTS:	$22,060.25
OTHER CHARGES:	$0.00
DISCOUNT AMOUNT:	0.00
SUBTOTAL:	22,060.25
TAX TOTAL:	$0.00
SHIPPING TOTAL:	0.00
HANDLING TOTAL:	0.00
ESTIMATE TOTAL:	$ 22,060.25

Agenda Review Form

Regular City Council Meeting – 06/08/2026

☐ Informational
☑ Action / Follow Up
☐ Not Approved

Prepared For	Staff Contact
City Council	Jeff Bell
Date Submitted	**Department**
06/05/2026	Administration

Subject

Ambulance Act 99 Loan Term

Summary

At the May 6th, 2026, EMS Advisory Board Meeting, it was unanimously approved to send to the City of Morenci, City Council the recommendation to move from a 7-year term to a 5-year term for the Act 99 Financing for the purchase of the New Ambulance.

We have since solicitated quotes through 3 lending institutions for the 5-year note and have received the following.

5-year Loan Options offered by the lending institutions.

Wesbanco – 6.25% - Monthly or Yearly Payments
County National Bank – 5.28% - Monthly or Semi-Annual Payments
TLC Community Credit Union – 5.05% - Semi-Annual Payments

Loan Amount $276,478

Lender	Interest Rate	Payment (Every 6 Months)	Total Interest Paid	Savings vs. 6.25%
Wesbanco	**6.25%**	$32,619	$49,710	—
CNB	**5.28%**	$31,819	$41,712	**$7,998 saved**
TLC	**5.05%**	$31,631	$39,831	**$9,879 saved**

1. Lower Payments Per Cycle

- 5.28% saves about **$800 every 6 months**
- 5.05% saves about **$988 every 6 months**

2. Meaningful Total Interest Savings

- Switching from **6.25%** → **5.28% saves ~$7,998**
- Switching from **6.25%** → **5.05% saves ~$9,879**

Financial Impact

Budgeted	Amount:
Yes	N/A

Recommendation

After Discussion...

Motion to approve the Act 99 Loan through TLC Community Credit Union for the 5 Year term and Authorize the Mayor and City Administrators signature on the Resolution and all associated Loan Documents.

Alternatives

Seek alternate lender.

Attachments TLC Loan Term Sheet & Resolution

CITY OF MORENCI

RESOLUTION NO. 2026-06-08

A RESOLUTION TO APPROVE FINANCING THROUGH TLC COMMUNITY CREDIT UNION FOR THE PURCHASE OF A METRO EXPRESS 153 TYPE 1 AMBULANCE

WHEREAS, the City of Morenci provides emergency medical services for the protection of the public health, safety, and welfare; and

WHEREAS, the City Council has determined that the purchase of a **Metro Express 153 Type 1 Ambulance** is necessary to maintain adequate and reliable emergency response services; and

WHEREAS, the total cost of said ambulance requires financing in the amount of **Two Hundred Seventy-Six Thousand Four Hundred Seventy-Eight Dollars ($276,478.00)**; and

WHEREAS, the City has solicited and reviewed financing proposals and has determined that the proposal submitted by **TLC Community Credit Union** is the most favorable to the City; and

WHEREAS, said proposal provides for a **fixed interest rate of 5.05% for a period of five (5) years with semi-annual payments**; and

WHEREAS, the City Council finds that acceptance of this proposal is in the best interest of the City of Morenci.

NOW, THEREFORE, BE IT RESOLVED BY THE CITY COUNCIL OF THE CITY OF MORENCI, LENAWEE COUNTY, MICHIGAN, AS FOLLOWS:

1. The City Council hereby approves financing with **TLC Community Credit Union** in the principal amount of **$276,478.00** for the purchase of a Metro Express 153 Type 1 Ambulance.
2. The financing shall be at a **fixed interest rate of 5.05%**, for a term of **five (5) years**, with **semi-annual payments**.
3. The Mayor and City Clerk are hereby authorized and directed to execute all necessary documents and to take all actions necessary to carry out the intent of this Resolution.

4. This Resolution shall take effect immediately upon adoption.

YEAS: _____

NAYS: _____

ABSENT: _____

RESOLUTION DECLARED ADOPTED.

_____

Mayor

_____

City Clerk

TLC Community Credit Union
Commercial Loan Conditional Term Sheet

This Conditional Term Sheet outlines proposed loan terms subject to full underwriting, credit approval, and satisfaction of all condition's precedent. This is not a commitment to lend.

Borrower(s): City of Morenci

Loan Purpose: Purchase of Ambulance

Loan Amount: $276,478

Interest Rate: 5.05% fixed

Term: 5 years

Payment Structure: Semi-Annual payments

Collateral / Security: Act 99 Lending, Supported by the full and faith and credit of the City of Morenci and authorizing resolution.

Covenants: Standard Covenants Expected

Prepayment Premium: If loan is prepaid, a prepayment charge equal to 3% of the principal balance in the first loan year, and 2% and 1% of the principal balance in the second and third loan years respectively will be due. Prepayment penalty can be waived if refinanced with TLC Community Credit Union.

Approval Expiration: Ten Days from date of issuance with closing required within 60 days of acceptance

Jeffrey Kinney
AVP, Commercial Business Development Officer
Phone 517.266.4427
Office 11351 Brooklyn Rd Brooklyn, MI 49230

Typical Commercial Loan Conditions Summary

- Credit approval by TLC Community Credit Union in accordance with internal policy and regulatory requirements.
- Satisfactory review of borrower and guarantor financial statements, tax returns, and global cash flow.
- Acceptable appraisal or valuation ordered by and addressed to TLC Community Credit Union.

- Title insurance issued in lender-required form with acceptable exceptions.
- Environmental due diligence as required based on property type and use.
- Evidence of required hazard insurance naming TLC Community Credit Union as mortgagee and loss payee.
- Execution of all loan documents in form acceptable to lender.
- Payment of all closing costs and third-party fees.
- No material adverse change in borrower's financial condition prior to closing.

Accepted and Agreed:

Borrower Signature: _____ Date: _____

Lender Representative: _____ Date: _____

Actual loan maximums are determined in consideration of specific collateral type and credit factors and often are not known until after full underwriting and collateral value assessment.

The pricing of each loan is specifically aligned to its risk, servicing complexity and relationship history and potential. In addition to the standard interest rate, and loan origination fee, all loans have provisions for late fees and potentially higher interest rates in the event of default. Defaults can be declared for financial reasons, such as not making a loan payment, or non financial, such as failing to provide required financial statements. Interest rates are quoted on an Actual/Actual day basis.

Most loans contain modest payment charges if prepaid in the first three years of the loan. If the loan is originated by or in part owned by a federal credit union, then the portion owned by the federal credit union will not have any prepayment premium calculation required.

Standard closing costs generally include an origination charge and any out of pocket third party vendor and legal costs such as title insurance, environmental assessment (if required), appraisal, mortgage survey, property tax verification, flood verification, documentation, closing and filing fees. Construction loans are additionally assessed a construction administration fee, and actual third-party budget review and inspection costs. For a current list of standard out of pocket closing costs, please contact TLC.

Property type and equity levels influence the term and amortization of the loan. Monthly payments are generally made by automatic debit from a borrower designated account.

Standard documentation includes a mortgage instrument, assignment of rents and leases and related personal property assignment and loan agreement. We generally do not make changes to standardized documents, however are willing to engage outside counsel for the preparation of customized documents at borrower's direction and expense. Samples of standard documents are available by request and borrower should advise early in the process if they prefer the preparation of customized documentation. Hazard insurance for not less than replacement value or loan amount naming the lender as mortgagee will be required. Personal guaranties are required by all material principals of the borrower. Standard lease subordination agreements and estoppels are required when properties include significant tenant concentration. When needed, TLC must directly engage the appraiser, and prefers to facilitate use of its primary title, environmental and survey vendors to enhance delivery consistency. Use of alternate providers requires specific due diligence and approval process.

An appropriate valuation is required whenever real estate secures the loan. An actual appraisal completed by a certified appraiser is required by regulation for all loans greater than $250,000, and often needed for smaller loans as well The appraiser and appraisal type is selected by TLC after reviewing multiple time and cost bids from qualified appraisers. Regulations prohibit lenders from using appraisals performed for or recommended by Borrowers. Borrowers should advise their lender if time is more important than cost, or vice versa. Borrowers are assessed the actual cost of the appraisal plus a $350 appraisal review fee. There is no charge for appraisal reviews on loans equal to or less than $250,000, or for 1-4 family residential property. The appraisals are obtained for lending decision and

compliance purposes only and should not be relied upon by the borrower as its own valuation. An electronic copy of the appraisal will be provided to the borrower upon request at or following the loan closing.

Specific covenants are determined during underwriting on a case by case basis, but generally include a minimum debt service requirement. Loan agreement will generally require annual financial information from the borrower and guarantors, annual property visit and interview with borrower, proof of property tax payment, insurance etc. Escrows for taxes and insurance may be required, and are determined during the underwriting process. The importance of maintaining current financial statement reporting requirements and tax and insurance status cannot be over emphasized. An administrative charge is assessed monthly for each property on escrow. Borrower shall not permit any portion of the premises or location where Property is located to be used for the growing, manufacturing, the administration of, or distribution, including without limitation any retail sales, possession, use, or consumption of any cannabis marijuana or cannabinoid product or compound unless approved by the lender.

A good faith deposit is collected by TLC at acceptance of the conditional terms sheet. The deposit is refundable, less actual costs incurred, only if lender cannot materially meet its credit terms identified in the conditional terms sheet. If the borrower withdraws the loan or fails to provide the information requested to complete underwriting, TLC may retain all or a portion of the remaining deposit. The amount retained shall be relative to the amount of work performed but shall not be less than the lower of 1% of the loan amount or $1,250. Upon receipt, the good faith deposit will be used to order third party reports, such as appraisal, title, mortgage survey, environmental reports and various credit and personal histories and other items required to conduct proper underwriting or collateral due diligence. If borrower wishes TLC to consider using any existing reports, then the reports should be provided with the return of the terms sheet.