

BUILDING NEEDS ASSESSMENT



USD 315 Colby Public Schools
Grades Served: 5-8

Colby Middle School

2023-2024 BUILDING NEEDS ASSESSMENT FOR 2024-2025 BUDGET CONSIDERATIONS

2023-2024 BUILDING NEEDS ASSESSMENT FOR 2024-2025 BUDGET CONSIDERATIONS

USD 315 Colby Public Schools

Colby Middle School

Grades Served: 5-8

SECTION 1: Student Needs		Notes
a. Student Headcount	271	2023-2024 school year headcount increased/decreased by 7 students.
b. Percentage of students with an active IEP	12.8%	2023-2024 school year percentage decreased by 1.2%.
c. Percentage of students enrolled in English Language Learner (ELL) services	7.3%	2023-2024 school year percentage increased by 1.5%.
d. Percentage of students identified as At-Risk (Free lunch)?	35.8	2023-2024 school year percentage decreased by 1.1%.
e. Pupil-Teacher Ratio Average	14.05%	The pupil-teacher ratio average decreased by 1.74%.
f. Pupil-Teacher Ratio Median	15.19%	The pupil-teacher ratio median decreased 1.9%.

BUILDING NEEDS ASSESSMENT



USD 315 Colby Public Schools
Grades Served: 5-8

Colby Middle School

2023-2024 BUILDING NEEDS ASSESSMENT FOR 2024-2025 BUDGET CONSIDERATIONS

SECTION 1: Student Needs		Notes
g. Are the needs of Foster Care Students being met? If no, what supports are needed?	Yes	
h. Are there gaps in student success among race/ethnicity student subgroups?	Yes-Hispanic students and Free & Reduced Lunch students	<p>ELA Grade All Students: 1- 37.73%, 2-34.71%, 3-23.39%, and 4-4.15%</p> <p>ELA Hispanic Students: 1-58.53%, 2-36.58%, 3-4.87%, and 4-0.0%</p> <p>ELA Free & Reduced Students: 1-53.06%, 2-31.63%, 3-15.30%, 4-0.0%</p> <p>Math Grade All Students: 1- 39.47%, 2-40.97%, 3-18.04%, and 4-1.50%</p> <p>Math Hispanic Students: 1-60.97%, 2-31.70%, 3-7.31%, and 4-0.0%</p> <p>Math Free & Reduced Students: 1-60.20%, 2-31.63%, 3-8.16%, 4-0.0%</p> <p>Science Grade All Students: 1- 33.09%, 2-40.28%, 3-17.26%, and 4-9.35%</p> <p>Science Hispanic Students: 1-48.00%, 2-36.00%, 3-8.0%, and 4-8.0%</p> <p>Science Free & Reduced Students: 1-46.55%, 2-37.93%, 3-10.34%, 4-5.17%</p>
i. Is there a tiered system of support to target reading growth?	Yes	<p>ELA -Strategy classes</p> <p>Fastbridge</p> <p>DAR</p> <p>Pathways</p> <p>MyOn Reading</p> <p>Newcomer ELA curriculum</p>
j. Is there a tiered system of support to target math growth?	Yes	<p>Math Strategy classes</p> <p>Fastbridge</p> <p>Advanced math middle school classes/Algebra I at CHS</p>

BUILDING NEEDS ASSESSMENT



USD 315 Colby Public Schools
Grades Served: 5-8

Colby Middle School

2023-2024 BUILDING NEEDS ASSESSMENT FOR 2024-2025 BUDGET CONSIDERATIONS

SECTION 1: Student Needs		Notes
k. Are there local assessments to measure reading growth?	Yes	Grade 5: FastBridge Reading: CBMreading English; aReading; AutoReading Grade 6: FastBridge Reading: CBM Reading English; aReading; AutoReading Grade 7: FastBridge Reading: CBM Reading; aReading; AutoReading Grade 8: FastBridge Reading: CBM Reading; aReading; AutoReading KSDE Dyslexia Screener
l. Are there local assessments to measure math growth?	Yes	Grade 5: STAR Math Enterprise; FastBridge Math: aMath; and CBMmath Automaticity (L3) Grade 6: STAR Math Enterprise; FastBridge Math: aMath; and CBMmath Automaticity (L3) Grade 7: STAR Math Enterprise; FastBridge Math: aMath; and CBMmath Automaticity (L3) Grade 8: STAR Math Enterprise; FastBridge Math: aMath; and CBMmath Automaticity (L3)
m. Are there learning opportunities for students to focus on academic needs outside the traditional classroom setting?	Yes	Countywide Spelling Bee After school program Reality U Entrepreneurship class JAG-K

BUILDING NEEDS ASSESSMENT



USD 315 Colby Public Schools
Grades Served: 5-8

Colby Middle School

2023-2024 BUILDING NEEDS ASSESSMENT FOR 2024-2025 BUDGET CONSIDERATIONS

SECTION 1: Student Needs		Notes
n. Reviewing state assessment data, what steps are you taking for all students to maximize their scores?	Yes	See Academic Preparedness for Post-Secondary Success Action Plan attached Middle School Building (5-8): The 2022-23 KSDE Accountability Report indicated that the middle school building is achieving below the state average (31.29) in levels 3 and 4 in math at 19.54, below the state average (33.17) in levels 3 and 4 in ELA at 27.54, and below the state average (31.13) in levels 3 and 4 in science at 26.61. There is intentional work being facilitated at the building level and grade level to identify both students not meeting expectations and to identify standards that all students are not achieving at expected levels. Specific resources and time are being spent to improve in those identified areas. The 2024-25 professional development plan has been created to maximize scores. KSDE is providing 4 days of direct instruction for math, science, history, and CTE. SWPRSC is providing LETRS instruction for PK-5, ELL, SPED, and ELA teachers.
o. Are there set targets/goals to move students out of proficiency Levels 1 and 2 on state assessments?	Yes	See Academic Preparedness for Post-Secondary Success Action Plan attached District Goal: The system will increase the percent of students at Levels 3 and 4 on state assessments by 1% each year systemwide and move high 1's to 2's, on specific identified standards in ELA, Math and Science.

BUILDING NEEDS ASSESSMENT



USD 315 Colby Public Schools
 Grades Served: 5-8

Colby Middle School

2023-2024 BUILDING NEEDS ASSESSMENT FOR 2024-2025 BUDGET CONSIDERATIONS

SECTION 2: State Board of Education Outcomes (please utilize your district KESA (accreditation) and Star Recognition plans/rubrics)		Notes
a. How is social/emotional growth being measured?	See SECD (Kansas Can) Goal Action Plan attached	District Goal: The system will advance from 13.5 points (Silver) to at least 15 points on the STAR Rubric to earn a Gold Star. Also monitoring utilizing SAEBRS and Kansas Can Competencies.
b. What are the targets/goals related to social/emotional growth?	See SECD (Kansas Can) Goal Action Plan attached	
c. How do you determine students are ready for Kindergarten?	See Kindergarten Readiness Goal Action Plan attached	District Goal: The system will move from 12.5 points (Bronze Star) to at least 21 points to earn a Silver Star.
d. What are the targets/goals related to Kindergarten Readiness?	See Kindergarten Readiness Goal Action Plan attached	
e. How are successes of Individual Plans of Study being measured?	See IPS Goal Action Plan attached	District Goal: The system will advance from 13.13 points (Bronze Star) to at least 16 points to earn a Silver Star.

BUILDING NEEDS ASSESSMENT



USD 315 Colby Public Schools
Grades Served: 5-8

Colby Middle School

2023-2024 BUILDING NEEDS ASSESSMENT FOR 2024-2025 BUDGET CONSIDERATIONS

SECTION 2: State Board of Education Outcomes (please utilize your district KESA (accreditation) and Star Recognition plans/rubrics)		Notes
f. What are the targets/goals related to postsecondary completion/attendance?	See Postsecondary Goal Action Plan attached	District Goal: Move the current postsecondary effectiveness rate of the system (21-22 67%) to 70% or above through offering industry-based certifications and completing 2 or more postsecondary assets. The 2022-2023 Accountability Report indicated that the system's 5-year effective average rate is above our predictive range of 58.1-60.7% at 66.0%.
g. How are you ensuring students are civically engaged?	See Civic Engagement Goal Action Plan attached	District Goal: The system will advance to earning a star on the Civic Engagement STAR Rubric through identifying and increasing at least 1 element in 4 of the 6 Proven Practices.

BUILDING NEEDS ASSESSMENT



USD 315 Colby Public Schools
Grades Served: 5-8

Colby Middle School

2023-2024 BUILDING NEEDS ASSESSMENT FOR 2024-2025 BUDGET CONSIDERATIONS

SECTION 3: Curriculum Needs		Notes
a. What extended learning opportunities are provided (after school programs, summer school programs, etc.)?	After school program Homework help programming	
b. Are there appropriate and adequate instructional materials?	Yes	Five-year district curriculum adoption cycle New K-5 ELA curriculum purchased for 2024-25 school year. The curriculum resources are aligned with the state standards.
c. Is current technology appropriate? If no, what technology is needed to support the curriculum?	Yes	Five-year district technology 1 to 1 student iPad initiative replacement/purchasing cycle Single sign on for staff and students

BUILDING NEEDS ASSESSMENT



USD 315 Colby Public Schools
Grades Served: 5-8

Colby Middle School

2023-2024 BUILDING NEEDS ASSESSMENT FOR 2024-2025 BUDGET CONSIDERATIONS

SECTION 4: Educational Capacities (pursuant to K.S.A. 72-3218)		Notes
<p>b. Subjects and areas of instruction necessary to meet the graduation requirements adopted by the state board of education are taught.</p>	<p>The minimum requirements for graduating classed 2025-2027 are twenty-four (24) units and will include the following: A. Four (4) units of English Language Arts. Three (3) units of social science that include one (1) unit of World History/Geography; one (1) unit of American History; and one (1) unit of American Government/Civics. Three (3) units of Science which shall include physical, biological, and earth and space science concepts and which shall include at least one unit as a laboratory course. D. Three (3) units of mathematics (including algebraic and geometric concepts). E. One (1) unit of Health and Physical Education. F. One (1) unit of fine arts. G. Students will be required to demonstrate computer competencies. H. The remaining units may be selected from any curricular areas.</p>	<p>2024-25 Freshman graduation requirements have changed and postsecondary assets have been added for graduation. Financial literacy, FASFA completion and IPS electives have been added.</p>
<p>c. Is every child in your school provided at least the following capacities?</p>	<p>Yes</p>	<p>See Foundational Structures Section of KESA C2 Yr2 audit</p>

BUILDING NEEDS ASSESSMENT



USD 315 Colby Public Schools
Grades Served: 5-8

Colby Middle School

2023-2024 BUILDING NEEDS ASSESSMENT FOR 2024-2025 BUDGET CONSIDERATIONS

SECTION 4: Educational Capacities (pursuant to K.S.A. 72-3218)		Notes
1. Sufficient oral and written communication skills to enable students to function in complex and rapidly changing civilization.	Yes	See Foundational Structures Section of KESA C2 Yr2 audit
2. Sufficient knowledge of economic, social, and political systems to enable students to make informed choices.	Yes	See Foundational Structures Section of KESA C2 Yr2 audit
3. Sufficient understanding of governmental processes to enable the student to understand the issues that affect his or her community, state and nation.	Yes	See Foundational Structures Section of KESA C2 Yr2 audit
4. Sufficient self-knowledge and knowledge of his or her mental and physical wellness.	Yes	See Foundational Structures Section of KESA C2 Yr2 audit
5. Sufficient grounding in the arts to enable each student to appreciate his or her cultural and historical heritage.	Yes	See Foundational Structures Section of KESA C2 Yr2 audit

BUILDING NEEDS ASSESSMENT



USD 315 Colby Public Schools
Grades Served: 5-8

Colby Middle School

2023-2024 BUILDING NEEDS ASSESSMENT FOR 2024-2025 BUDGET CONSIDERATIONS

SECTION 4: Educational Capacities (pursuant to K.S.A. 72-3218)		Notes
6. Sufficient training or preparation for advanced training in either academic or vocational fields so as to enable each child to choose and pursue life work intelligently.	Yes	See Foundational Structures Section of KESA C2 Yr2 audit. Also monitored through the IPS process and supports.
7. Sufficient levels of academic or vocational skills to enable students to compete favorably with their counterparts in surrounding states, in academics or in job market.	Yes	See Foundational Structures Section of KESA C2 Yr2 audit

BUILDING NEEDS ASSESSMENT

Colby Middle School

USD 315 Colby Public Schools
Grades Served: 5-8



2023-2024 BUILDING NEEDS ASSESSMENT FOR 2024-2025 BUDGET CONSIDERATIONS

SECTION 5: Staff Needs		Notes
a. Is there adequate personnel/staff to meet the needs of the school and the needs of students under ESEA guidelines, which requires every classroom to contain an educator who is certified in the content area being taught in said classroom, and meet the goals of the school?	No	The system employs several teachers in Transition to Teach, Apprenticeship programs, and Para to Teach programs that are conditionally licensed by KSDE. These teachers are earning their full licensure through KSDE authorized college programs. Professional development, mentoring, and additional coaching is required to support these teachers. Additional resources will need to be allocated for these supports.
b. How many classified support staff are currently employed?	14	The number of support staff remained the same.
c. How many classified support staff are needed?	At least 1 additional ELL and 1-2 additional special education staff	Additional ELL time has been added to the schedule. Additional ELL aides and special education support staff openings have been posted for over a year and will continue to be sought after.

BUILDING NEEDS ASSESSMENT



USD 315 Colby Public Schools
 Grades Served: 5-8

Colby Middle School

2023-2024 BUILDING NEEDS ASSESSMENT FOR 2024-2025 BUDGET CONSIDERATIONS

SECTION 5: Staff Needs		Notes
d. Are there enough appropriately licensed support personnel such as counselors, librarians, nurses, etc.?	Yes	The system has employed a full-time district RN and will add an LPN next year. The middle school employs 1.5 student advocates/social workers, a JAG-K instructor, a library aide, and a librarian to support students with additional needs.
e. Are principals & other key staff trained to provide instructional leadership and professional development to teachers?	Yes	Principals and district leaders are provided annual leadership professional development, monthly KESA/AD instructional leadership professional development, and are encouraged to join state level committee or advisory board roles.

BUILDING NEEDS ASSESSMENT



USD 315 Colby Public Schools
Grades Served: 5-8

Colby Middle School

2023-2024 BUILDING NEEDS ASSESSMENT FOR 2024-2025 BUDGET CONSIDERATIONS

SECTION 5: Staff Needs		Notes
f. What staff development is necessary for teachers to support student success and meet the school improvement goals?	<p>Building Leadership Team (BLT) and District Leadership (DLT) participants are provided monthly support sessions to work on system goals and action plans. All system staff members are provided with 7 district/building professional development days.</p> <p>Staff are provided individual professional development when it is state required, district required, curriculum area required, or is linked to system improvement area.</p> <p>Staff are given an additional 25 minutes (outside of 50 minutes daily plan) each morning for team meetings and committee meetings which focus on school improvement.</p>	<p>All ELA teachers and administration will be LETRS trained as a part of the 2024-2025 staff development process.</p> <p>K-12 ELA curriculum alignment coaching support and time will be provided.</p>

BUILDING NEEDS ASSESSMENT



USD 315 Colby Public Schools
Grades Served: 5-8

Colby Middle School

2023-2024 BUILDING NEEDS ASSESSMENT FOR 2024-2025 BUDGET CONSIDERATIONS

SECTION 6: Facility Needs		Notes
a. Is there adequate space for student learning?	Yes	
b. Are there necessary repairs and/or adjustment to the existing space that need to be made?	Yes	Continued asphalts removal, flooring replacements, auditorium HVAC replacement, renovation of historic auditorium, window replacements, lighting replacements, roof repairs and boiler replacement.
c. Are additional School Buses needed or any additional Routes needed?	Yes	Routes have been combined and lengthened due to lack of CDL drivers. The system will continue to advertise for additional CDL route drivers. Additional busses needed to support routes and activities.

BUILDING NEEDS ASSESSMENT



USD 315 Colby Public Schools
Grades Served: 5-8

Colby Middle School

2023-2024 BUILDING NEEDS ASSESSMENT FOR 2024-2025 BUDGET CONSIDERATIONS

SECTION 7: Family Needs/Community Relations		Notes
a. Do you have regular events to engage parents with teachers?	Yes	Open House Student-led conferences Middle school carnival
b. What types of caregiver training programs (teaching guardians how to give students help with homework, use technology that students will be required to use, etc.) are provided?	Social media, parent communications, parent nights	
c. Do you have an active Site Council?	Yes	The building has a Building Site Council (BSC) the at meets a minimum or twice a year and meets with the DSC twice a year.
d. Do you have active PTO, PTA, Booster Club, or other organizations with parent leadership?	Yes	The building also has an active PTO.
e. What types of communication exists with families? Is it adequate?	Yes, the communication system is adequate. Communication avenues include: a text messaging system, a phone messaging system, grade level messaging apps, website, Facebook, Twitter, parent teacher conferences, and classroom individual parent teacher communications.	

BUILDING NEEDS ASSESSMENT



USD 315 Colby Public Schools
Grades Served: 5-8

Colby Middle School

2023-2024 BUILDING NEEDS ASSESSMENT FOR 2024-2025 BUDGET CONSIDERATIONS

SECTION 7: Family Needs/Community Relations		Notes
f. What types of communication/social media exists with your community? Is it adequate?	Yes, the communication system is adequate. Communication avenues include: a district and building website, a district Facebook, Twitter, several staff members are members of community civic organizations like Rotary, the Chamber, and the Thomas County Coalition.	

BUILDING NEEDS ASSESSMENT

USD 315 Colby Public Schools
Grades Served: 5-8



Colby Middle School

2023-2024 BUILDING NEEDS ASSESSMENT FOR 2024-2025 BUDGET CONSIDERATIONS

SECTION 8: School Data		Notes
a. Building Attendance Rate	94.1%	Middle School Building (5-8): The 2022-2023 KSDE Accountability Report indicated that the middle school building is achieving above the state rate (92.8%) at 94.1%.
b. Building Chronic Absenteeism Rate	12.5%	The 2022-2023 Accountability Report indicated that the high school building is below the state average (21.8%) at 12.5%.
c. District Chronic Absenteeism Rate	15.1%	The 2022-2023 Accountability Report indicated that the district is below the state average (21.8%) at 15.1%.
d. District Graduation Rate	93.1%	The 2022-2023 Accountability Report indicated that the system's four-year adjusted cohort graduation rate is 93.1% which is above the state's graduation rate of 88.1%.
e. District Dropout Rate	0.9%	The 2022-2023 Accountability Report indicated that the district is below the state rate of (1.6%) at 0.9%.

BUILDING NEEDS ASSESSMENT



USD 315 Colby Public Schools
Grades Served: 5-8

Colby Middle School

2023-2024 BUILDING NEEDS ASSESSMENT FOR 2024-2025 BUDGET CONSIDERATIONS

SECTION 8: School Data		Notes
<i>SECTION 8A: High School Needs (buildings with grades 10 through 12 only)</i>		
a. What is our building graduation rate	NA	
b. What is our building dropout rate?	NA	
c. What is our average comprehensive ACT score?	NA	

BUILDING NEEDS ASSESSMENT



USD 315 Colby Public Schools
Grades Served: 5-8

Colby Middle School

2023-2024 BUILDING NEEDS ASSESSMENT FOR 2024-2025 BUDGET CONSIDERATIONS

SECTION 9: Other Data		Notes
<p>a. Based on the building leadership team's analysis, what are the barriers your school faces with non-assessment related issues?</p>	<ul style="list-style-type: none"> • Continued growth of partnerships with CCC and NWKC to allow for additional students to gain postsecondary credits while attending high school. • Additional training in content area standards • Content standard alignment • Additional staff education to be able to offer additional industry certification instruction • Mentoring and coaching of staff • LETRS training for ELA, ELL, SPED staff • Additional ELL and SPED support staff if we are able to find qualified applicants 	
<p>1. Can these be achieved with additional resources?</p>	<p>Yes</p>	
<p>2. Why or why not?</p>	<ul style="list-style-type: none"> • Additional professional development resources. • Additional mentoring and coaching resources • CTE Transportation resources 	

BUILDING NEEDS ASSESSMENT



Colby Middle School

USD 315 Colby Public Schools
Grades Served: 5-8

2023-2024 BUILDING NEEDS ASSESSMENT FOR 2024-2025 BUDGET CONSIDERATIONS

SECTION 9: Other Data	Notes
	<ul style="list-style-type: none">• Additional content alignment time, support, and resources• Additional ELL and SPED support staff if we are able to find qualified applicants

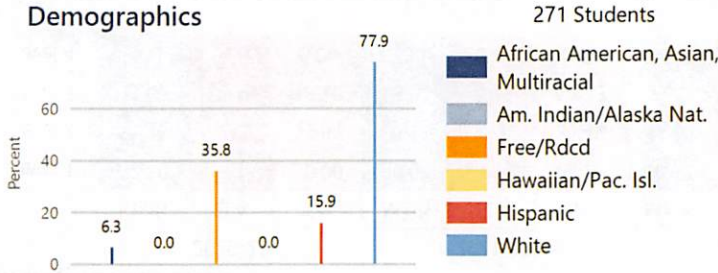


Colby Middle School -
Colby Public Schools USD 315

750 W Third St, Colby, KS 67701-1901
 (785) 460-5200
 www.colbyeagles.org
 Principal: **Christopher Gardner**

System Accreditation Status: **Accredited**
 ESSA Annual Meaningful Differentiation: **Meeting**
 Grades: **5-8**
 Superintendent: **Katina Brenn**

Demographics




District Kansans Can Star Recognition

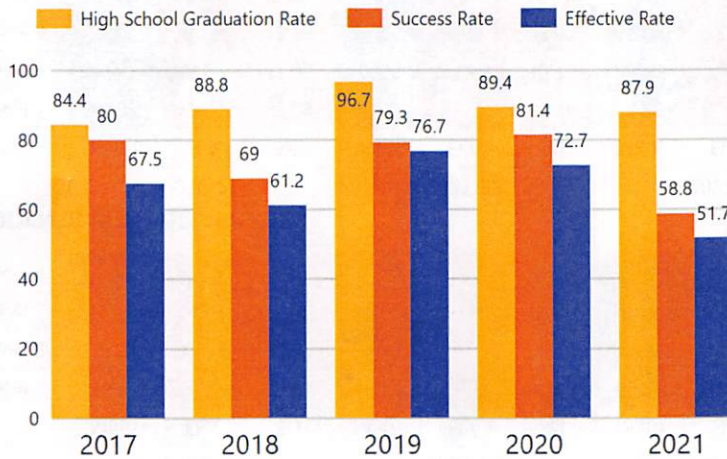
	Gold	Silver	Bronze	Copper
Social-Emotional Growth		★		
Kindergarten Readiness			★	
Individual Plan of Study			★	
Academically Prepared for Postsecondary				
Civic Engagement				
High School Graduation			★	
Postsecondary Success		★		

Academically Prepared for Postsecondary Success

The percentage of students who scored at Levels 3 and 4 on the state assessment.



District Postsecondary Effectiveness



Kansans CAN lead the world!
Graduation 95%
 Effective Rate 70-75%

Five-Year Graduation Avg 89.1%

Five-Year Success Avg 74.0%

Five-Year Effective Avg 66.0%

95% Confidence Interval for the Predicted Effectiveness Rate 58.1 - 60.7%

- Graduation Rate:** The 4-year adjusted cohort graduation rate is the number of students who graduate in four years with a regular high school diploma divided by the number of students who entered high school as 9th graders four years earlier (adjusting for transfers in and out).
- Success Rate:** A student must meet one of the four following outcomes within two years of High School graduation.
 - Student earned an Industry Recognized Certification while in High School.
 - Student earned a Postsecondary Certificate.
 - Student earned a Postsecondary Degree.
 - Student enrolled in Postsecondary in both the first and second year following High School graduation.
- Effective Rate:** The calculated Graduation Rate multiplied by the calculated Success Rate.

GRADUATION RATE

The four-year adjusted cohort graduation rate is the percentage of students in a cohort, adjusted for transfers into and out of the school, district, or state, who graduate with a regular high school diploma within four years of entering high school.

N/A

State: **School ESSA Operating Expenditures Per Pupil**

88.1

Expenditures reflect those for the normal day-to-day operation of schools as reported by the Local Education Agency. The following expenditures are excluded: capital outlay, school construction and building improvements, equipment and debt services.

\$14,371

ATTENDANCE RATE

Rate at which students are present at school, not including excused or unexcused absences.

94.5%

State: 92.8

CHRONIC ABSENTEEISM

Percentage of students who miss 10% or more of school days per year either with or without a valid excuse.

12.5%

State: 21.8

[Click here for State Financial Accountability.](#)

DROPOUT RATE

The dropout rate is calculated annually and reflects the number of seventh–twelfth grade students who drop out in any one school year. A dropout is any student who exits school between October 1 and September 30 with a dropout EXIT code AND does not re-enroll in school by September 30.

N/A

State: 1.6



School Academic Success

Academically Prepared for Postsecondary Success

State Assessment scores are displayed by student subgroup over three years time in three subjects: Math, English Language Arts (ELA), and Science. Assessment scores are not available for the 2020 school year.

ALL STUDENTS

	2020-21			2021-22			2022-23		
	Math	ELA	Sci	Math	ELA	Sci	Math	ELA	Sci
Level 1	25.32	36.77	29.69	32.83	34.86	40.67	39.47	37.73	33.09
Level 2	48.39	37.74	35.15	46.03	42.91	26.27	40.97	34.71	40.28
Level 3	21.47	20.64	24.24	18.11	18.00	21.18	18.04	23.39	17.26
Level 4	4.80	4.83	10.90	3.01	4.21	11.86	1.50	4.15	9.35

FREE AND REDUCED LUNCH STUDENTS

	2020-21			2021-22			2022-23		
	Math	ELA	Sci	Math	ELA	Sci	Math	ELA	Sci
Level 1	36.11	48.57	45.94	49.49	51.57	50.00	60.20	53.06	46.55
Level 2	48.61	32.85	27.02	39.39	38.94	27.27	31.63	31.63	37.93
Level 3	12.50	14.28	24.32	11.11	6.31	15.90	8.16	15.30	10.34
Level 4	2.77	4.28	2.70	0.00	3.15	6.81	0.00	0.00	5.17

STUDENTS WITH DISABILITIES

	2020-21			2021-22			2022-23		
	Math	ELA	Sci	Math	ELA	Sci	Math	ELA	Sci
Level 1	46.87	75.00	35.29	58.62	55.17	30.76	56.25	64.51	47.05
Level 2	46.87	15.62	47.05	27.58	34.48	30.76	28.12	6.45	29.41
Level 3	3.12	6.25	11.76	13.79	3.44	23.07	15.62	22.58	5.88
Level 4	3.12	3.12	5.88	0.00	6.89	15.38	0.00	6.45	17.64

AFRICAN-AMERICAN STUDENTS

	2020-21			2021-22			2022-23		
	Math	ELA	Sci	Math	ELA	Sci	Math	ELA	Sci
Level 1	N/A	N/A	N/A	N/A	N/A	N/A	N/A	N/A	N/A
Level 2	N/A	N/A	N/A	N/A	N/A	N/A	N/A	N/A	N/A
Level 3	N/A	N/A	N/A	N/A	N/A	N/A	N/A	N/A	N/A
Level 4	N/A	N/A	N/A	N/A	N/A	N/A	N/A	N/A	N/A

HISPANIC STUDENTS

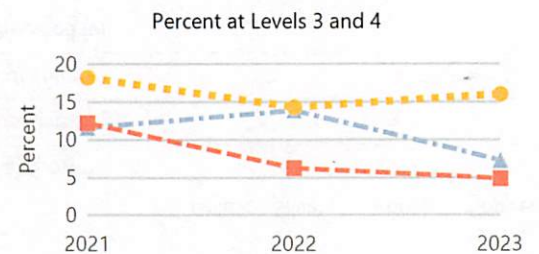
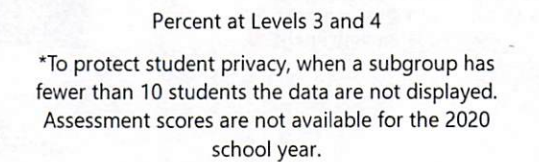
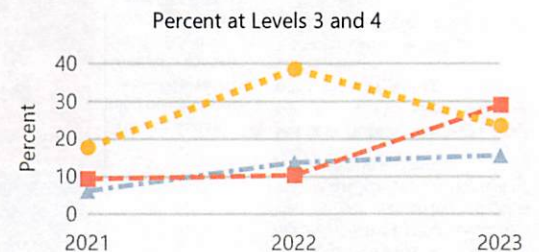
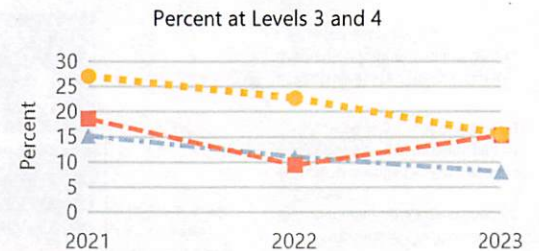
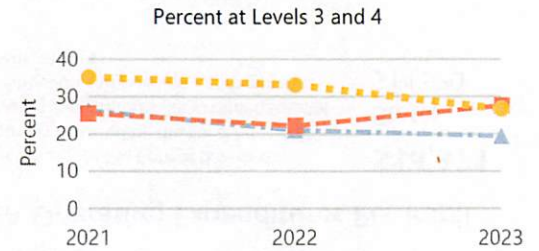
	2020-21			2021-22			2022-23		
	Math	ELA	Sci	Math	ELA	Sci	Math	ELA	Sci
Level 1	37.20	48.78	50.00	50.00	40.62	64.28	60.97	58.53	48.00
Level 2	51.16	39.02	31.81	36.11	53.12	21.42	31.70	36.58	36.00
Level 3	11.62	12.19	18.18	13.88	6.25	14.28	7.31	4.87	8.00
Level 4	0.00	0.00	0.00	0.00	0.00	0.00	0.00	0.00	8.00

N/A: To protect student privacy, when a subgroup has fewer than 10 students, the data are not displayed.

ACT Performance (2023 School Year)

ACT is a national college admissions exam that includes subject level tests in English, Math, Reading and Science. Students receive scores that range from 1 to 36 on each subject and an overall Composite score. This report provides the average Composite score for the 2023 graduating seniors who took the ACT as sophomores, juniors, or seniors.

Note: Not all eligible students completed an ACT.



Building

State

19.3