



Woodlawn School District
“Small School, Big Tradition, Bear Pride”

**2025-2026 School Year
Report to the Public**

Our Mission

The mission of the Woodlawn School District is to provide a safe and engaging learning environment that ensures success for all.

Criteria Changes in State Assessment and Letter Grade

ESSA (Old Index)

- State Assessment equated to one-fifth of the overall criteria
- Points were given for ACT scores
- Points were given for student attendance
- Points were rewarded if the students graduated in 4 or 5 years
- Points were awarded for giving On-Time credits
- Points were awarded for GPA
- Points were awarded for computer science courses
- Points were awarded for community service

ATLAS (New Index)

- State Assessment equates to 100% of the letter grade for elementary
- State Assessment accounts for 7/9ths of the High School letter grade
- Additional points in High School are only awarded for graduation rate and Merit/Distinction diplomas
- The bottom 25% percent of students now either count for the school twice or against the school twice
- Graduation rate is now calculated on a 4-year rate only

DISTRICT OVERVIEW

Enrollment - 542

Accreditation Status - In good standing

Per Pupil Spending - \$11,845.53

Free Breakfast & Free Lunch Program
(CEP)

Graduation Rate - 98%

Classified Staff - 32

School Letter Grades:

Certified Staff - 50

Elementary - B

High School - C

SCHOOL BREAKDOWNS

Woodlawn Elementary

Enrollment - 288

Certified Staff - 20

Avg. Class Size - 17

Avg. Years Teachers Exp. - 13.7

Teacher's on TLP - 1

Teacher's with Masters - 8

Avg. Teacher Salary- \$50,883

Woodlawn High School

Enrollment - 254

Certified Staff - 20

Avg. Class Size - 13

Avg. Years Teachers Exp. - 12.7

Teacher's on TLP - 2

Teacher's with Master's - 13

Avg. Teacher Salary - \$54,231

School Safety

- It is the responsibility of the students and faculty to promote safety on the school buses and in school situations in general. If a student discovers an unsafe condition, he/she should report it to the office immediately.
- Nurses are provided within each building for medication and immediate first aid needs
- If a student receives minor cuts or bruises, he/she should be brought to the office for first aid. If injured seriously, however, the student should not be moved, and aid should be sought.
- All cases of accident or illness are to be reported to the office.
- Parents, a relative or a family friend will be contacted if the student should go home of illness or an injury.
- It is very important that we have on file names of individuals other than parents who can be called in case of an emergency.

Woodlawn High School

New Additions

Doug Means - Head FB/JR Science

Autumn Lem - Head Girls BB/Pre-ED

Hope Wells - Special Education

Ethan Bumpass - AP/DTC

Enrollment

October 24-25

7th Grade - 49

8th Grade - 33

9th Grade - 36

10th Grade - 50

11th Grade - 52

12th Grade - 50

Total - 270

October 25-26

7th Grade - 37

8th Grade - 46 (-3)

9th Grade - 37 (+1)

10th Grade - 38 (+2)

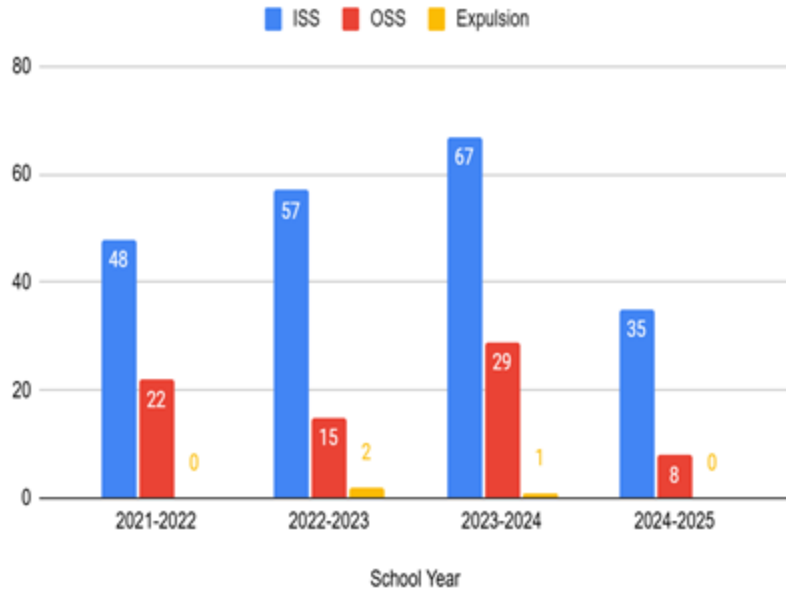
11th Grade - 48 (-2)

12th Grade - 50 (-2)

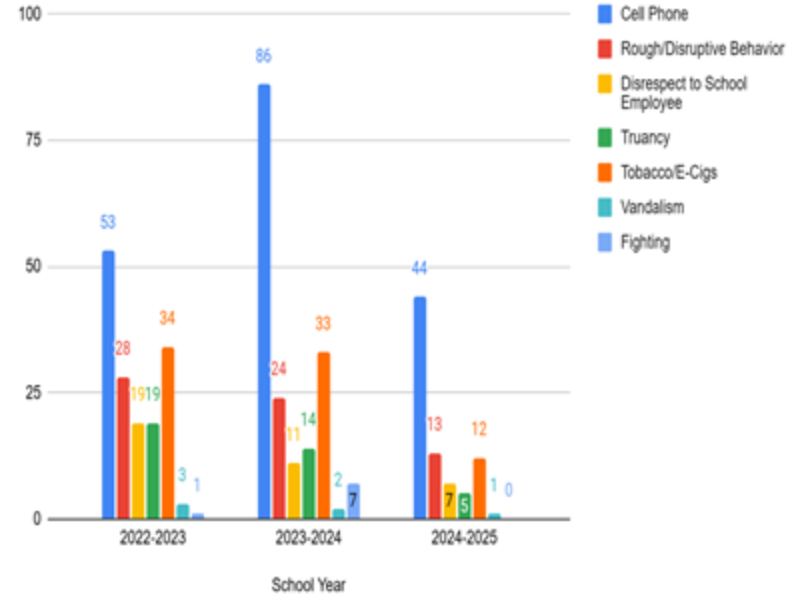
Total - 256

Discipline Status

Major Discipline By School Year



Infraction Types Per School Year



ATLAS Data

7th Grade

ELA - (19.1%) Proficient/Advanced
(32.7%) State Average

Math - (27.6%) Proficient/Advanced
(39.3%) State Average

Science - (34%) Proficient/Advanced
(38.4%) State Average

8th Grade

ELA - (19.4%) Proficient/Advanced
(33%) State Average

Math - **(36.4%) Proficient/Advanced**
(31.7%) State Average

Science - (34%) Proficient/Advanced
(38.4%) State Average

ALG I - (28.6%) Proficient/Advanced
(66.7%) State Average

ATLAS Data

9th Grade

ELA - (20%) Proficient/Advanced
(31.1%) State Average

ALG I - (10%) Proficient/Advanced
(19.9%) State Average

Geometry - (6.7%) Proficient/Advanced
(52%) State Average

10th Grade

ELA - **(38.8%) Proficient/Advanced**
(34.2%) State Average

Geometry - (9.1%) Proficient/Advanced
(13.4%) State Average

Science - (30.6%) Proficient/Advanced
(31.4%) State Average

24/25 Strengths & Weaknesses

Strengths

- Class of 2025 had a 98% graduation rate
- 73% achieved Merit Distinction
- Had several students complete an H2 workready pathway
- Highest number of students were gold/platinum students on the Workkeys Test since implemented
- More AP students made 3's on their EOCs since the shutdown
- Discipline greatly improved

Weaknesses

- Block schedule was ineffective for junior high students
- The math situation for the 24/25 SY
- Not asking rigorous questions
- Did not effectively provide interventions
- Relied to much on technology

25/26 Plan for Improvement

Revisions

- Restructured the schedule back to 8 periods
- Changed Math Curriculum and adjusted the assignments to cover 7-12
- School wide emphasis on closing the chromebooks
- Writing prompt rule
- Restructured the intervention process to be more targeted with the students being pulled and directed away from online platforms
- Stacking the math track to make sure our students are fully prepared each year

Rigor

- Provided PD on questioning techniques (ex. Jeopardy Method)
- Applied for High Impact Tutoring Grant to bring in tutors throughout the school day 4 days a week
- Working more in depth into the questions they will see in the spring
- Added Pre-Educator H2 pathway and working toward Animal Science
- Continue to build on our CCR improvements

Clubs & Activities

~ EAST, BETA, FCA, Spanish Club, FBLA, FCCLA, Student Council, Quiz Bowl, Chess, Choir, and Art Club

~ Football, Cross Country, Basketball, Baseball and Softball

~ Cheer has won Academic State Championship 3 years in a row

~ FBLA had two students compete in the national competition this summer. Ben Sowrheaver placed 15th nationally in the marketing competition and Brit Swan placed 2nd nationally in the career exploration contest

~ 72% of our students participate in Clubs or Sports (AAA average is around 40%)



Woodlawn Elementary

New Hires

Alaina Wilcox- 4 th Grade ELA/Social Studies

Kaylyn Dixon- 5 th Grade Science/Social Studies

Tim Whitney- Music

Salina White- SPED PARA

Lindsey Tooke- SPED PARA

Enrollment

24-25

25-26

K- 27

K- 42

1 st- 38

1 st- 23

2 nd- 46

2 nd- 41

3 rd- 43

3 rd- 45

4 th- 55

4 th- 42

SEARK Foster Grandparent Program

The WES Foster Grandparent program is sponsored and funded by the SEARK Educational Service Cooperative. Our Foster Grandparents work with students helping them reach social, behavioral, developmental, and educational benchmarks.

WES currently has three volunteers enrolled in the FGP Program:

- Kindergarten - Ms. Brenda Richardson
- 1st Grade - Ms. Jammye Owen
- 2nd Grade - Ms. Patsy Hargrave

We appreciate their hard work and dedication to our students.

AR Smart Start AmeriCorps

WES continues the long standing partnership with Southeast AR Education Service Cooperative and the AmeriCorps Program to host three WHS students who work with our students.

Our AmeriCorps for the 2024-25 school year are:

Karsyn Chastain

Jailyn Wright

Jamie Simmons

We are excited to have such a great group and hope to see them pursue teaching as a vocation.

Discipline

Major Discipline 2024-2025

- ISS- 80
- OSS- 12
- Corporal Punishment- 29

Infraction Types 2024- 2025

- Disorderly Conduct- 83
- Fighting- 8
- Harassment- 1
- Insubordination- 83
- Vape/Nicotine- 1

Major Discipline 2025-2026

- ISS- 11
- OSS- 0
- Corporal Punishment- 2

Infraction Types- 2025-2026

- Disorderly Conduct- 10
- Fighting- 2
- Harassment- 0
- Insubordination- 9
- Vape/Nicotine- 0

ATLAS Data

3 rd Grade

4 th Grade

ELA - (31 %) Proficient/Advanced
Proficient/Advanced

(36%) State Average

State Average

Math- (32%) Proficient/Advanced
Proficient/Advanced

(39%) State Average

State Average

Science- (39%) Proficient/Advanced

ELA- (45%)

(42%)

Math- (71%)

(43%)

Science- (56%)

Atlas Data

5 th Grade

6 th Grade

ELA- (21%) Proficient/Advanced
Proficient/Advanced

ELA- (33%)

(37%) State Average

(36%) State Average

Math- (25%) Proficient/Advanced
Proficient/Advanced

Math- (38%)

(37%) State Average

State Average

(40%)

Science- (16%) Proficient/Advanced

Science- (31%)

24/25 Strengths & Weaknesses

Weaknesses

- Ineffective Interventions
- Lack of reading incentive
- Not going deep enough in depth of knowledge

Strengths

- 4 th Grade Achievement
- Overall Student Growth Scores
- Bottom 25% Growth Scores

25/26 Plan for Improvement

Revisions:

- Restructured the intervention process
- Moved staff
- Writing prompt rule
- Implemented a reading incentive program
- Changed/added science curriculum

Rigor:

- Applied for High Impact Tutoring Grant to bring in tutors throughout the school day 4 days a week
- Working more in depth into the questions they will see on the summative

GT Data

Total Number Served:

- 4th-12th grade identified GT students = 55 students
- 28 Male
- 27 Female

Services Begin:

- K-3 students receive whole group enrichment weekly in order to help identify students in need.
- Identification typically takes place at the end of 3rd grade/ beginning of 4th grade.

AP Data

Currently Offering:

- AP Biology
- AP Calculus AB
- AP Language & Composition
- AP Literature & Composition
- AP United States History

Current Enrollment:

- 59 students enrolled to take 93 exams

GT Data

Continued

Program Options include:

- K-3 - all students receive weekly enrichment lessons from classroom teachers three weeks out of the month and one week with the GT Coordinator.
- 4-6 - GT Resource Classroom with GT Coordinator for 150 minutes per week.
- 7-8 - Secondary Course Content in regular classroom with monthly follow up with GT Coordinator.
- 9-10 - Honors courses and acceleration opportunities.
- 10-12 - AP Courses & College Concurrent Credit (for HS & college credit)
- Elementary & High School Chess
- Elementary, Junior High, & High School Quiz Bowl
- Elementary & High School Rubik's Cubing Team

GT & AP Celebrations

- Kane Mills represented Woodlawn School District at Arkansas Governor's School in Russellville this summer in the area of Arkansas Economics
- The following students scored a 3 on their AP exams in the spring, awarding them college credit in those subjects: AP Language - Tyner Burris, Isaac Lowe, Kelsi Mack, Cain Wilkins; AP Literature - Mason Edmonds, Kaden Martinez; AP Biology - Brinley Allred, Cash Hargis

Upcoming Events

- We have several events planned to attend, including quiz bowl, chess, Rubik's cubing, engineering, STEAM, TheaterSquared, Young Voters Workshop, and Arkansas School of Math, Science and Arts
- We are currently planning our service projects for the year.
- Local Spelling Bee is scheduled for November 13, 2025.

WSD ELL

The Woodlawn ELL (English Language Learner) Program includes 7 elementary students and 7 high school students.

Students are placed within the ELL program if they live in a home in which English is not the primary language.

This program is in place to ensure that language is not to be a barrier between the student and their academic success. Students receive both direct support and indirect support depending on their placement within the program.

Woodlawn School District

Dyslexia

Woodlawn School District uses the evidenced-based Take Flight: A Comprehensive Program for Students with Dyslexia and BUILD Programs in small group intervention to address the deficit areas of students identified as exhibiting the characteristics of dyslexia.

WSD is currently serving 38 students with 2 certified teachers who have specialized training in dyslexia therapy.

WES IDEA

WES currently serves students in the K-6
Special Education Department with:

- 1 Certified Teacher
- 1 Speech therapist
- 3 Paraprofessionals

WES currently serves 20 students with
IEPs
and 35 (8 Referrals) students receive
speech services.

OT/PT services are provided as needed.

WHS IDEA

WHS currently serves students in the Special Education Department with one instructor for Math students and one instructor serving English students. A part time speech therapist is available for high school students as needed.


District Goals

- Show a 6% increase in students on grade level for ELA for grades 3-6.
- Show a 10% increase in students achieving growth in grades 3-6.
- Reduce the number of Level 1 students in ELA by 5% across 7th, 8th, 9th, and 10th grades
- Show a 5% increase in students achieving growth in grades 7th, 8th, 9th, and 10th grade in ELA, Math, and Science
- Increase the number of students graduating with a diploma of Merit or Distinction by 5%

Questions or Comments


Dr. Kevin Hancock, Superintendent

 : kevin.hancock@whsbears.org

 :870-357-8108

T J Hill, High School Principal

 : tjhill@whsbears.org

 :870-357-8171

Zach Meyer, Elementary Principal

 : zach.meyer@whsbears.org  :870-

357-2211