

# SOMERSET COUNTY BOARD OF EDUCATION


*Dr. John B. Gaddis  
Superintendent of Schools*



## EDUCATIONAL FACILITIES MASTER PLAN

FY

2024



*Dr. John B. Gaddis  
Superintendent of Schools*

## SOMERSET COUNTY BOARD OF EDUCATION

### Board Members

*Thomas A. Davis  
Deputy Superintendent of Schools*

*Tracie Bartemy  
Director of Schools*

William McInturff - Chairperson  
Troy Brittingham Jr - Vice Chairperson  
Andrew Gleason - Member  
Alan Ford - Member  
Alverne Chesterfield - Member

# SOMERSET COUNTY PUBLIC SCHOOLS EDUCATIONAL FACILITIES MASTER PLAN FISCAL YEAR 2024

PREPARED BY: Jonathon Hill  
District Facilities Manager



# *Assurances / Statements of Support*

# ***Table of Contents***

---

Assurances / Statements of Support

Introduction..... p. 1

Part 1: Goals, Standards, Policies, and Guidelines..... p. 3

Part 2: Community Analysis..... p. 20

Part 3: Enrollment Data and Projections..... p. 45

Part 4: Inventory and Evaluation of Existing Facilities..... p. 57

Part 5: Facility Needs Analysis..... p. 86

Appendix A: School Floor Plans



# Somerset County Public Schools

**Dr. John B. Gaddis**  
Superintendent of Schools

**Mr. Thomas A. Davis**  
Deputy Superintendent of Schools

**Mrs. Tracie Bartemy**  
Director of Schools

7982A Tawes Campus Drive  
Westover, MD 21871-3908  
[www.somerset.k12.md.us](http://www.somerset.k12.md.us)  
Telephone: 410.651.1616  
Fax: 410.651.2931

**Board Members**  
**William McInturff**, Chairman  
**Troy Brittingham, Jr**  
**Allen C. Ford**  
**Andrew Gleason**  
**Alverne Chesterfield**

05/19/23

Rebecca L. Flora  
Secretary  
Maryland Department of Planning  
301 West Preston Street, Suite 1101  
Baltimore, Maryland 21201

Dear Mrs. Flora,

We have reviewed the Maryland Department of Planning's 2022-2032 enrollment projections as requested, and find we are in general agreement. Somerset County Public Schools will utilize the provided projections.

Please let me know if you have any questions or require any additional information.

Sincerely,

Jonathon Hill  
District Facilities Manager  
Somerset County Public Schools  
Cc: Dr. John B. Gaddis, Superintendent of Schools  
Mr. Thomas A. Davis, Deputy Superintendent of Schools  
Mrs. Tracie Bartemy, Director of Schools

Somerset County

Public School Enrollment Historical 2022 and Projected 2023 - 2032

Grades	<u>2022</u>	<u>2023</u>	<u>2024</u>	<u>2025</u>	<u>2026</u>	<u>2027</u>	<u>2028</u>	<u>2029</u>	<u>2030</u>	<u>2031</u>	<u>2032</u>
Kindergarten	192	190	210	210	210	200	230	260	260	250	250
1	201	200	200	210	200	200	210	230	260	270	260
2	217	200	200	200	210	210	210	210	240	260	270
3	212	210	200	200	200	210	210	210	210	230	260
4	217	210	210	190	200	190	200	200	200	200	230
5	184	200	210	200	190	200	190	200	200	200	200
6	205	180	200	210	200	190	190	190	200	200	200
7	192	210	180	200	210	200	180	190	180	200	190
8	206	200	210	180	200	210	200	190	190	190	200
9	251	200	210	220	190	220	230	220	200	210	200
10	173	250	190	200	210	180	210	210	210	190	200
11	168	160	220	170	180	190	160	180	190	180	170
12	149	170	150	210	160	170	170	150	170	170	170
Elementary (K-5)	1,223	1,210	1,230	1,210	1,210	1,210	1,250	1,310	1,370	1,410	1,470
Middle School (6-8)	603	590	590	590	610	600	570	570	570	590	590
High School (9-12)	741	780	770	800	740	760	770	760	770	750	740
<b>Total School Enrollment</b>	<b>2,567</b>	<b>2,580</b>	<b>2,590</b>	<b>2,600</b>	<b>2,560</b>	<b>2,570</b>	<b>2,590</b>	<b>2,640</b>	<b>2,710</b>	<b>2,750</b>	<b>2,800</b>

All projected figures rounded to nearest ten

Totals are sum of rounded enrollments by grade



---

## Maryland DEPARTMENT OF PLANNING

6/6/2023

Dr. John B Gaddis  
Superintendent  
Somerset County Public Schools  
7982A Tawes Campus Drive  
Westover, MD 21871

Dear Dr. Gaddis,

Thank you for submitting Somerset County Public Schools' enrollment projections for 2023-2032, in accordance with the regulations of the Interagency Commission on School Construction (IAC).

The Maryland Department of Planning reviewed your submission and based on your letter, confirms that you will be using the Maryland Department of Planning's enrollment projections for 2023-2032 in your upcoming Educational Facilities Master Plan (EFMP) and 2021 Capital Improvement Program (CIP) submissions.

When preparing your EFMP submission, please also ensure the 2022 actual enrollment on your calculation worksheet is consistent with the official enrollment figure generated by the Maryland State Department of Education. The Maryland Department of Planning recognizes the Maryland State Department of Education's K-12 enrollment figure as the official enrollment for the 2022/2023 school year.

We look forward to receiving your EFMP in July. A copy of this letter and its attachment should be included in the plan. If you have any questions or concerns, please don't hesitate to contact me at [jill.lemke1@maryland.gov](mailto:jill.lemke1@maryland.gov) or (410) 767-7179.

Sincerely,

Jill Lemke  
Manager of Infrastructure and Development

cc: Tracie Bartemy, SCPS  
Thomas Davis, SCPS  
Jonathon Hill, SCPS



***STATEMENT OF SUPPORT***

***SOMERSET COUNTY BOARD OF EDUCATION***

*This is to certify that the Somerset County Board of Education received and reviewed the Fiscal Year 2022 Educational Facilities Master Plan dated September 2023. This verifies that the Somerset County Board of Education accepts the contents of the Fiscal Year 2024 Educational Facilities Master Plan as working document for the 2023-2024 school year.*

*William McInturff, Chairperson  
Somerset County Board of Education*

*Dr. John Gaddis  
Superintendent*

*Date:*

*Date:* \_\_\_\_\_

## ***STATEMENT OF NONDISCRIMINATION***

*The public school system of Somerset County does not discriminate on the basis of race, color, sex, age, national origin, religion or disability in matters affecting the provision or access to Educational programs, and nothing in this Educational Facilities Master Plan for Somerset County is intended to or will be allowed to institute, reinstate, maintain or further such discrimination.*

*Troy Brittingham Jr Chairperson  
Somerset County Public Schools*

*Dr. John Gaddis  
Superintendent*

*Date:*

*Date:*



**SOMERSET COUNTY  
DEPARTMENT OF TECHNICAL AND COMMUNITY SERVICES**

Mary Phillips, Director

Dr. John B. Gaddis, Superintendent  
Somerset County Public Schools  
7982A Tawes Campus Drive  
Westover, MD 21871

Dear Dr. Gaddis,

This letter is to certify that the Somerset County Department of Technical and Community Services has received and reviewed the FY 2024 Educational Facilities Master Plan dated Aug. 2023. This verifies that the 2024 Educational Facilities Master Plan is found to be consistent with the Comprehensive Plan for Somerset County.

Sincerely,

  
Mary Phillips, Director

Somerset County Department of Technical and Community Services

# *Introduction*

# Introduction

---

*Somerset County and the Somerset County Public School System enjoy a rich and varied history. As a part of a proud and hard-working community, the school system continues to move forward and build on the County's colonial heritage and traditional community values. The commitment to the improvement of educational curriculum, staff professional development, and the general learning environment goes hand in hand with the data assembled in the Educational Facilities Master Plan.*

*The Educational Facilities Master Plan is a compilation of facts and figures related to Somerset County Public Schools, the school buildings, the people of Somerset County and trends that affect population and impact directly or indirectly upon future school facilities. This strategic document serves as a tool to assist the Somerset County Board of Education, staff, and community leaders as they identify how future facilities may most effectively support instruction and the student population. The Master Plan has been carefully coordinated with the objectives of the Somerset County Planning and Zoning Commission's Comprehensive Plan and the objectives of the Somerset County Economic Development Commission. The document also serves as a pre-cursor to the Capital Improvement Plan that is published each year in the fall. Facility inventory and needs are presented, evaluated, and identified to guide future planning objectives.*

*Since the recession in 2009, the entire nation has made great strides toward economic recovery. However, as one of Maryland's most economically challenged counties, Somerset must work that much harder to keep up with that recovery. While the housing markets are starting to recover, Somerset County boasts a desirable and affordable place to live. It is anticipated that Somerset will experience a boom in development in the coming years as the neighboring counties build-out and exhaust their waterfront properties. Currently, a slow and steady increase is shown in the general population and school enrollment projections. As the economy strengthens, convenient access to the Bay and tributaries, affordable housing, and an available workforce will attract new residents and business opportunities. Somerset County Public Schools plans to be fully prepared for this increase in enrollment that is affected not only by birth rate but by the influx of graduate students at the University of Maryland (Eastern Shore), employees of NASA's Wallops Flight Facility, and other expanding job opportunities. Growth, changing State regulations on Pre-K, and High School attendance requirements have already created a need for the addition of modern classrooms.*

*The school system has undergone immense change over the past 30 years. To accommodate decreasing enrollment in the 1970's and 1980's, five schools were closed; Somerset Junior High, Crisfield Elementary #1, Crisfield Elementary #3, Westover Elementary, and Tylerton. Programs were realigned to increase efficiency and improve student learning opportunities. One school, Marion Sarah Peyton, was converted from an elementary school to an Adult and Alternative Learning Center. With the opening of the new Somerset County Technical High School (formerly the J.M. Tawes Technology & Career Center) in September 2019, a portion of the existing Tawes building was renovated to accommodate the Alternative Learning Center and the Marion Sarah Peyton School was closed. The Tawes building continues to be utilized by the Board of Education staff today but the Alternative Learning Centers have been retained on the individual school campuses.*

*Although Somerset County's student population is smaller than many other counties in Maryland, the widespread geography creates a need for more buildings and a fairly unbalanced utilization of schools. Currently, there are three schools serving elementary-age students in the North part of the County. All three school buildings are over 40 years old. While some of the schools in Somerset County are experiencing overcrowding, others are experiencing low utilization. This imbalance of utilization creates issues with instructional staffing, transportation, and operations across the County. A comprehensive examination of the current school population alignments may reveal that fewer buildings could result in a more efficient utilization of space and resources. This combined with increasing enrollments, changing program requirements, and introduction of new courses and programs will require the creation of additional classrooms and modernization of school facilities. The strategy of the Facilities Department, in line with the Somerset County Public School's Bridge to Excellence Plan, is to maintain and maximize use of all existing and planned facilities to provide a safe and welcoming learning environment for all students.*

*The Somerset County Commissioners adopt a budget in June of each year. That budget consistently acknowledges the County's generous commitment to education not only from an instructional point of view but from a capital planning view as well. The Somerset County Public Schools Facilities Department will continue to identify potential improvements and maintenance efforts and align the priorities with planned curriculum*

# ***Part 1: Goals, Standards, Policies, & Guidelines***

## ***Part 1: Goals, Standards, Policies, and Guidelines***

---

### **Somerset County Public Schools Educational Philosophy**

*The administration and staff of Somerset County Public Schools (SCPS) believe that each student can learn, regardless of his/her ability or range of abilities. It is the responsibility of SCPS to provide appropriate learning experiences for all youth, to recognize and understand the unique nature of each student, to promote the worth and dignity of each individual and to strive for the educational success of every student by providing learning activities and experiences that will guide the student toward fulfillment of his or her potential. Students who are identified as having a need for special education and related services are an integral part of this commitment. Somerset County Public Schools believe that:*

- *An understanding and appreciation for learning, varied cultures and diversity is essential to success in a global society.*
- *All students have the right to a safe, healthy and nurturing school environment.*
- *Students, family, school, and community share in the responsibility of education.*
- *All students have the capacity to learn and become productive citizens.*
- *A wide range of opportunities and a well-balanced, rigorous and engaging curriculum will lead to an educated community.*

### **A. Mission Statement of Somerset County Public Schools**

*Serving a rural, diverse community rooted in rich traditional values, Somerset County Public Schools empowers all students to become innovative problem-solvers and ethical leaders by providing engaging, technology enhanced instruction and balanced extra-curricular programs.*

### **Goals and Strategies**

#### **Goal I: Student Achievement:**

Achievement will improve for each student so that all students reach or exceed high standards of proficiency in reading, language arts, mathematics, and science.

- Strategy 1: Student Engagement: We will continuously monitor and respond to each student’s individual educational program and education growth and mastery at all levels of the system.
- Strategy 2: Family and Community Involvement: We will seek, support, and affirm total family and community collaboration in SCPS’s educational process in order to enhance achievement and reveal students’ potential to themselves.

**Goal II: High Qualified Educators**

All students will be taught by highly qualified teachers who meet the County, State, and Federal criteria.

- Strategy 3: Educators Engagement: We will maintain, support, and recruit qualified, passionate educators who will optimize our students’ engagement in school, their academic growth and achievement, and their healthy social/emotional development.
- Strategy 4: Professional Development: We will continuously strengthen our effectiveness through embedded professional development opportunities based upon student and teacher needs and expected results.

**Goal III: Safe, Quality Environment**

All Somerset County Public School students will be educated in a learning environment that is safe, drug free, and conducive to learning.

- Strategy 5: Discipline: We will design, implement, monitor, and evaluate an effective and consistently administered countywide disciplinary system.
- Strategy 6: Student Services: We will build and affirm our students’ access to all educational opportunities for a healthy social, emotional, and academic success within and beyond the school walls and years.
- Strategy 7: Infrastructure: We will develop and sustain a comprehensive support infrastructure for the effective and efficient management of programs, planning, finances, facilities, technology, human resources, and transportation.

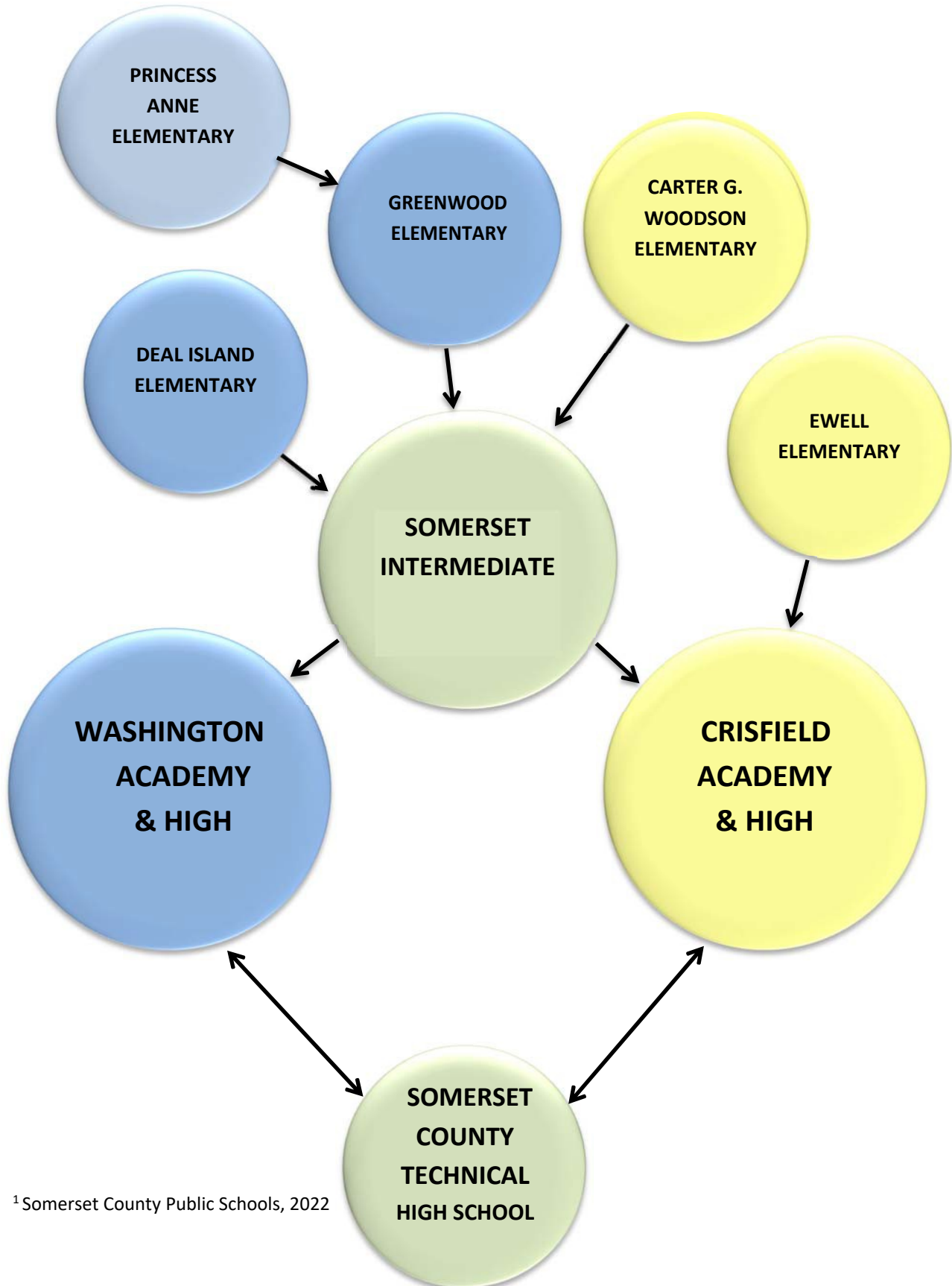
**B. Organizational Pattern**

The Somerset County school system is comprised of ten school buildings. There are four elementary schools, located in the communities of Crisfield, Princess Anne, and Deal Island and one combined elementary and intermediate school located on Smith Island in the village of Ewell. In the spring of 2017, the Board of Education voted in favor of a grade structure realignment of the two Princess Anne community elementary schools: Princess Anne Elementary and Greenwood Elementary. The realignment resulted in an ‘Early Childhood’ Center at Princess Anne Elementary school which now houses all Pre-K through Grade 1 students in the Princess Anne school district. Princess Anne district students in Grades 2 through 5 now attend Greenwood Elementary School. All Somerset County students in grades 6 and 7 attend Somerset Intermediate School, which is centrally located in the community of Westover. Eighth graders and high school students in the southern end of the county attend Crisfield Academy and High School and students in grades 8 through 12 from the northern end attend Washington Academy and High School. Secondary students from both academy high schools attend Career and Technology Education classes at the new Somerset County Technical High School. GED and Adult Education classes are offered in the new building as well. Alternative Learning is now conducted on school campuses, at the same grade band.

**TABLE 1.B.1: SCHOOL GRADE DISTRIBUTION & FEEDER SCHOOLS<sup>1</sup>**

SCHOOL	GRADES	FEEDER SCHOOLS
Deal Island Elementary School	PreK - 5	N / A
Ewell Elementary School	PreK - 7	N / A
Greenwood Elementary School	2 -5	Princess Anne Elementary School
Princess Anne Elementary School	PreK - 1	N / A
Woodson Elementary School	PreK - 5	N / A
Somerset Intermediate School	6 - 7	Deal Island Elementary School, Greenwood Elementary School, & Woodson Elementary School
Crisfield Academy/High School	8 - 12	Somerset Intermediate School
Washington Academy/High School	8 - 12	Somerset Intermediate School
Somerset County Technical High School	7 <sup>th</sup> (survey) 9 - 12	Somerset Intermediate School Crisfield Academy/High School Washington Academy/High School

FIGURE 1.B.2: FEEDER SCHOOL DIAGRAM <sup>1</sup>



<sup>1</sup> Somerset County Public Schools, 2022

**C. Staffing Ratios**

Somerset County is committed to the success of every student. There is an unwavering belief that students will achieve the greatest success with an excellent teacher in a small class setting. As a result, future planning places emphasis on smaller class sizes and providing modern, properly equipped, technology-rich classrooms and learning environments. Table 1.C.1 of current and historic teacher to student ratios demonstrates the commitment to this goal.

**TABLE 1.C.1: TEACHER:STUDENT RATIOS BY GRADE LEVEL<sup>1</sup>**

<b>GRADE LEVEL</b>	<b>TEACHER:STUDENT RATIOS (GOAL)</b>	<b>TEACHER:STUDENT RATIOS (ACTUAL) (AVERAGE ALL SCHOOLS)</b>
ELEMENTARY SCHOOLS PK-5	1:20	1:20
INTERMEDIATE 6-7	1:20	1:16
HIGH SCHOOLS 8-12	1:21	1:20

<sup>1</sup>Somerset County Public Schools, Policy 200-12

**TABLE 1.C.2: APPROVED STAFFING BY SCHOOL<sup>1</sup>**

<b>ELEMENTARY SCHOOLS</b>	<b>ACTUAL FY-23</b>	<b>Proposed FY-24</b>	<b>Proposed FY-25</b>	<b>PROPOSED FY-26</b>	<b>TEACHER:STUDENT RATIO (BY SCHOOL)</b>
Ewell Elementary	1	0	0	0	0 : 0
Deal Island Elementary	9	9	8	7	1:16
Woodson Elementary	40	40	42	42	1:16
Princess Anne Elementary	28	30	31	33	1:18
Greenwood Elementary	34	35	35	36	1:20
<b>SUBTOTAL</b>	<b>112</b>	<b>110</b>	<b>116</b>	<b>118</b>	

<b>MIDDLE SCHOOLS</b>	<b>ACTUAL FY-23</b>	<b>ACTUAL FY-20</b>	<b>ACTUAL FY-21</b>	<b>PROPOSED FY-26</b>	<b>TEACHER: STUDENT RATIO (BY SCHOOL)</b>
Somerset Intermediate	38	32.5	25	38	1:12
<b>SUBTOTAL</b>	<b>38</b>	<b>32.5</b>	<b>25</b>	<b>38</b>	

<b>HIGH SCHOOLS</b>	<b>ACTUAL FY-23</b>	<b>ACTUAL FY-20</b>	<b>ACTUAL FY-21</b>	<b>PROPOSED FY-26</b>	<b>TEACHER: STUDENT RATIO (BY SCHOOL)</b>
Crisfield Academy/High	33	26	20	35	1:15
Washington Academy/High	46	33	28	48	1:22
Somerset County Technical High School	10	11	14	14	
<b>SUBTOTAL</b>	<b>69</b>	<b>70</b>	<b>62</b>	<b>97</b>	

<b>TOTAL INSTRUCTIONAL STAFFING*</b>	<b>238</b>	<b>183.5</b>	<b>168</b>	<b>253</b>
--------------------------------------	------------	--------------	------------	------------

*\*Staffing figures are exclusive of guidance counselors, paraprofessionals, IEP clerks, reading and math coaches, media specialists, ELL, ALC, Dean of Students, physical education and special education teachers assigned to self-contained class. <sup>1</sup>Somerset County Public Schools, 2020*

#### **D. Transportation Policies**

The Somerset County Public Schools Transportation Department is responsible for the safe, efficient and timely transportation of over 90% of the students attending Somerset County Public Schools (SCPS). Transportation is provided to all students, grades Pre-K through 12<sup>th</sup> who live within the corresponding attendance boundaries and do not reside within the walk-distance boundaries as set by SCPS Policy #200-18 for their respective grades. The Board may make exceptions to this policy to accommodate physically handicapped children or where in its judgment such a change in policy is required to eliminate a hazard to the safety of children.

The SCPS Transportation Department currently operates with 28 bus contractors consisting of 32 bus route contracts and 2 Boat Contractors consisting of two school boat contracts. SCPS Transportation Department safely delivers students to and from ten different schools within Somerset County which covers approximately 320 square miles. The buses exceed 780,000 miles annually during a 180 day school year which excludes athletic trips, band trips, extra-curricular field trips and summer school.

The goals of the SCPS Transportation Department are as follows:

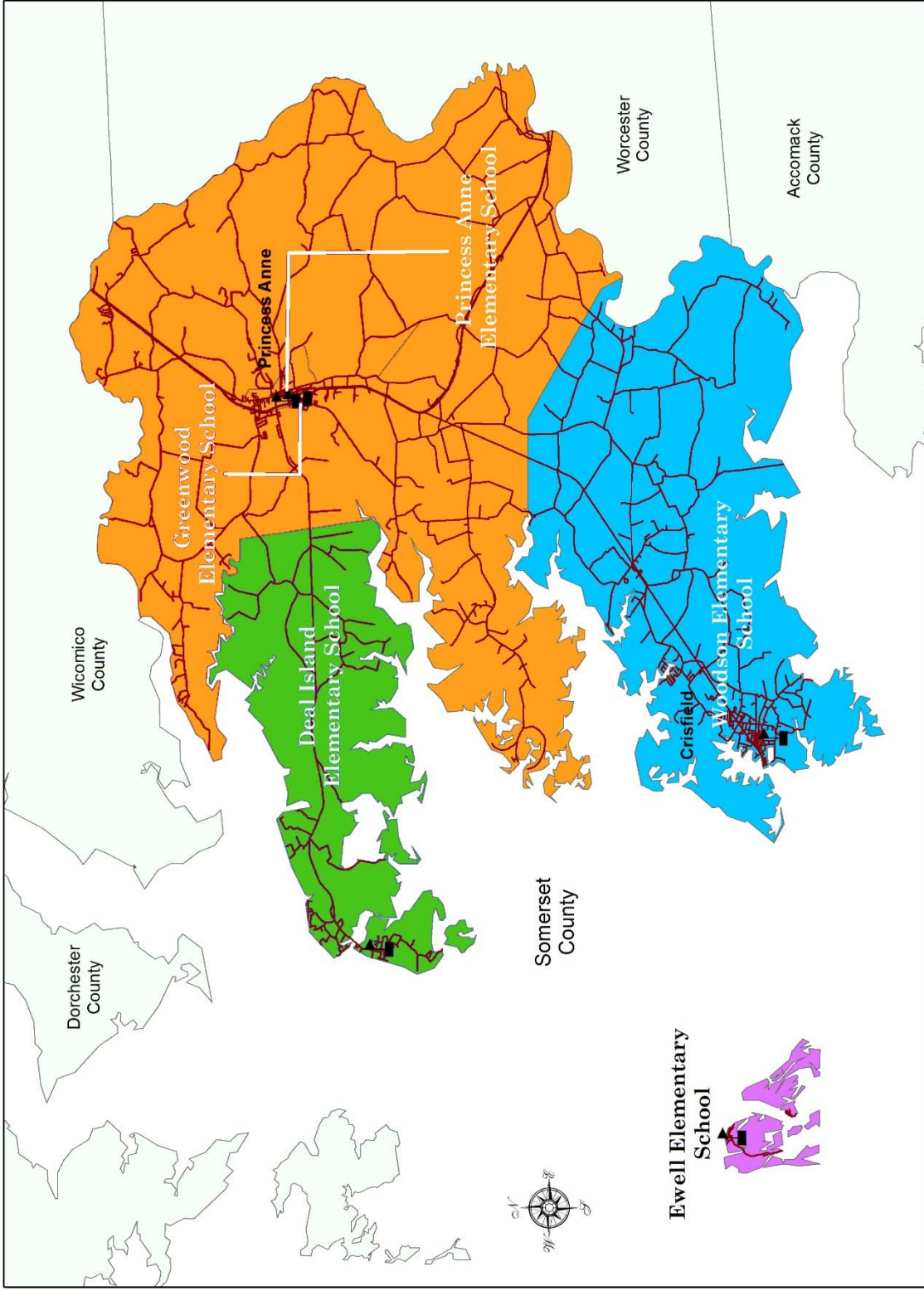
- To transport all eligible students in a safe and economical manner to and from school.
- To provide transportation of students for instructional programs.
- To provide transportation for students to outdoor educational programs.
- To provide for round trip transportation between the assigned school and the regional vocational-technical center.
- To provide transportation for extracurricular activities such as interscholastic sports, band and music performances, and field trips (at a cost to participants) as required.

The purpose of Policy #200-18 Student Transportation, is to establish a policy for the operation of the SCPS Transportation Department. The Somerset County Board of Education shall be responsible for the safe and efficient operation of its student transportation system and shall conform to the procedures and guidelines promulgated by the Maryland State Department of Education. The Board of Education may adopt policies and procedures which do not conflict with existing Federal and State rules, regulations, policies, and procedures, however the local policies and procedures may exceed the minimum requirements as established. The SCPS Transportation Department shall operate according to COMAR Title 13A.06.07, U.S. Coast Guard Federal Regulations CFR Subchapter T 166-199, FMCSA Regulations and Somerset County Board of Education Policy 200-18.

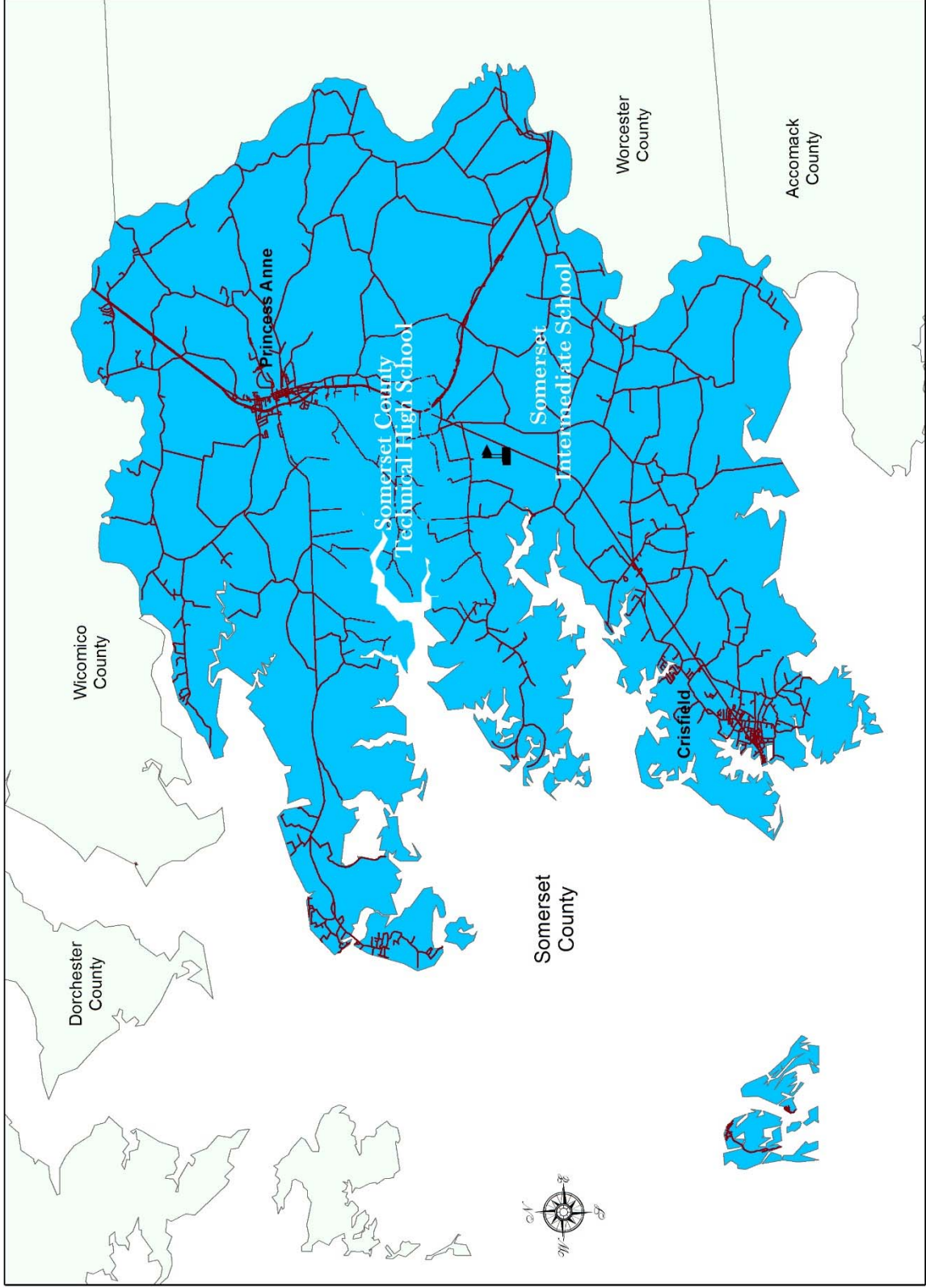
#### **E. Districting and Re-districting Policies**

The Somerset County Board of Education, with the advice of the Superintendent of Schools determines the geographical attendance areas for each school in accordance with the Annotated Code of Maryland – Education Article, Sec. 4-109(c).

See figures 1.E.1, 1.E.2, & 1.E.3 for district maps of all Somerset County schools



**FIGURE 1.E.1 ELEMENTARY SCHOOLS DISTRICT MAP**  
STANDARDS, POLICIES & GUIDELINES



**FIGURE 1.E.2 SOMERSET INTERMEDIATE AND SOMERSET COUNTY TECHNICAL HIGH SCHOOL DISTRICT MAP**

STANDARDS, POLICIES & GUIDELINES

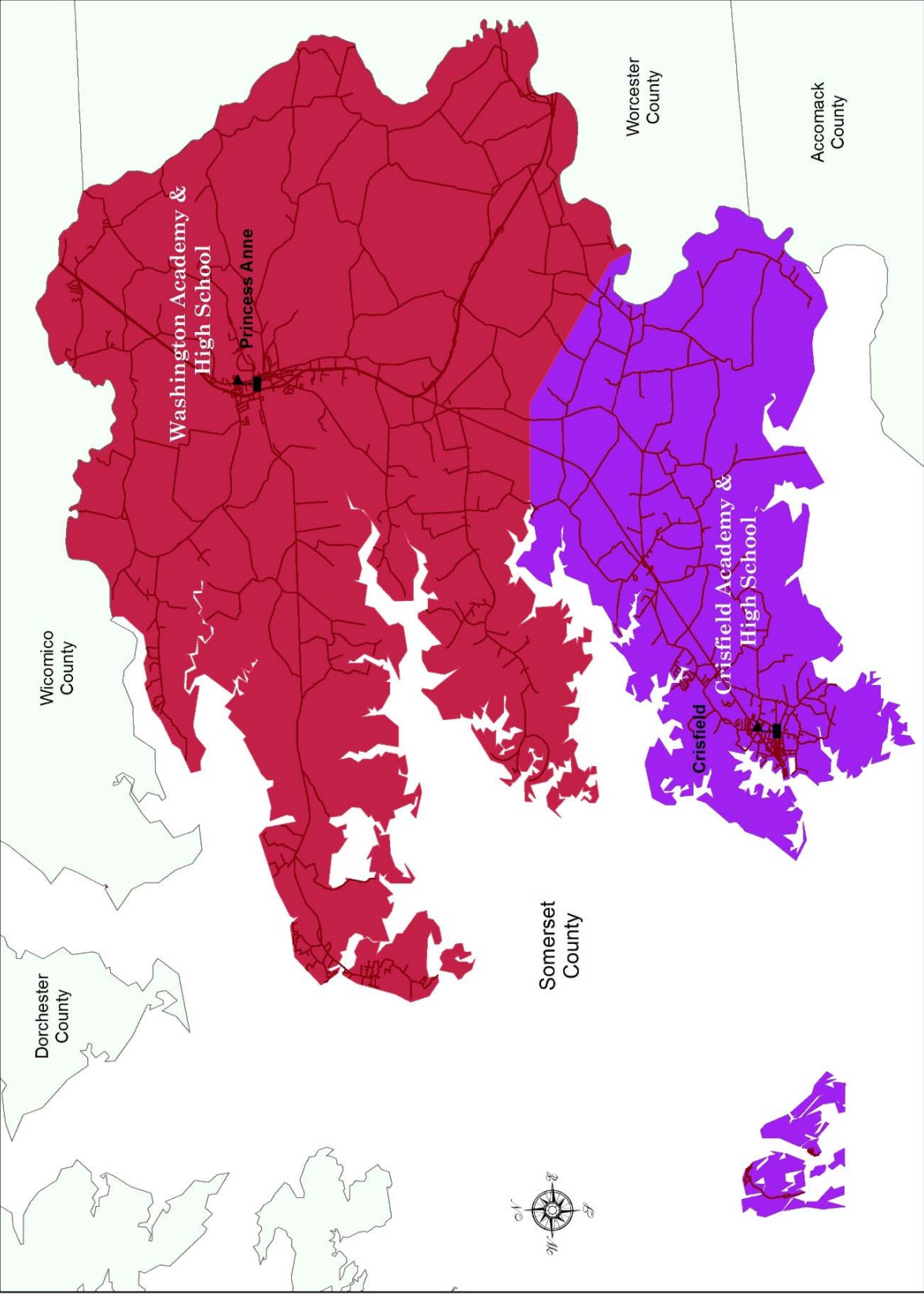


FIGURE 1.E.3 HIGH SCHOOLS DISTRICT MAP

## F. Site Selection Criteria

The Board of Education believes that site selection and development should start from the premise that the school is an integral and inseparable part of the total community. Since the school is a community institution, it should reflect this relationship physically as well as ideologically.

According to Somerset County Board of Education Policy #400-13, The selection of school sites for new construction or major renovation will be made by the Board of Education based on the recommendation by the Superintendent of Schools. The process for site selection, however, concerns the entire administrative and supervisory staffs and others with special skills and insights. The Superintendent of schools shall establish a committee comprised of representatives from the Department of Transportation, Facilities, Finance and the Somerset County Planning and Zoning Department to review the adequacy of proposed sites for construction. The Superintendent is charged with completing a thorough review and evaluation based on the following evaluative criteria:

- ✓ Availability of adequate sites near the center of population as projected.
- ✓ Adequate size and appropriate shape to allow for all facilities needed to serve present and future enrollment.
- ✓ Relationship to other community facilities and other educational facilities.
- ✓ Cost and availability of site, including development, utilities, and legal implications.
- ✓ Present and future transportation needs and to minimize student travel distance and time.
- ✓ Remoteness from traffic, safety and health hazards, disturbing noises, and other nuisances.
- ✓ Accessibility to site by pedestrians and vehicles.
- ✓ Suitability of soil for building and vegetation.
- ✓ Appropriateness of topography, drainage, and other land characteristics.
- ✓ Feasibility of constructing a building from an architectural standpoint.
- ✓ Proximity to fire, police, and other safety services.
- ✓ Compatibility of new school to surrounding zoning and land use plans.
- ✓ Adequate size for parking, athletics, and other auxiliary spaces.
- ✓ Availability for acquisition and use within project time schedule.
- ✓ Other criteria established in advance and related to the specific educational program(s) to be housed.

The Board of Education believes that properly located school buildings lie within a reasonable travel distance of the neighborhoods they serve. Whenever possible, the Board of Education will acquire school sites long before they are needed. Such a policy will permit a better choice of site at acreage rather than lot prices, and will eliminate the

need for costly demolition of residential and other structures. This policy will be carried out cooperatively with the county's planning and zoning office. The Board of Education will attempt to acquire sites according to a minimal standard of size: 25 acres for an elementary school; 35 acres for a middle school; and 65 acres for a high school site. Occasionally properties available may be larger than the established standard.

Once a proposed site has been selected, the procedures for obtaining necessary approvals for new sites or confirmation of presently owned sites will be those contained in the Administrative Procedures Guide of the Public School Construction Program.

### **G. Special Education**

In keeping with the general philosophy and overall mission, Somerset County Public Schools has established a comprehensive Special Education Program to ensure that all students with disabilities, birth through the age of 21, residing in Somerset County, whose disabling conditions adversely affect their educational performance, receive special education and related services in compliance with all Federal and State regulations and guidelines.

Each of the elementary, middle and high schools in Somerset County provides special education and related services for students who are identified as eligible for service. The system provides a continuum of services ranging from consultation to general education personnel through placements in nonpublic schools.

#### **Continuum of Services**

The Somerset County Public School System, Department of Special Education, advocates for a continuum of special education services and placement considerations for all students with disabilities. Services and placements range from indirect services through residential services. All decisions regarding the placement of a child with a disability in a special education service delivery model will be made by an Individualized Education Program (IEP) team in consultation with the parents or guardians of the child and consistent with the Least Restrictive Environment requirements of the Federal Individuals with Disabilities Education Act (IDEA).

Consultation or indirect service can accomplish the following:

- Provide the general educator with guidance from the special education teacher on appropriate strategies for instruction, behavior management, data collection, observation, and feedback in the general education setting.
- Facilitate service delivery through ongoing communication between general and special educators and related service providers.

- Assistance in completing functional behavioral assessment (FBA) and developing a behavioral intervention plan (BIP) to address areas of concern.

Some students may need more supports and services in order to access the general curriculum but are still able to learn in the general education setting. The direct service delivery model within the general education classroom can provide the following:

- Direct special education instruction within the least restrictive environment of the general education classroom through team teaching, co-teaching, and collaborative instructional models.
- Direct support and/or specially designed instruction for individual students by the special education teacher or instructional assistant by making adaptations or modifications to the general education curriculum and assessments.
- Individualized or small group instruction to meet the academic and behavior needs of the student, either within the general education classroom or with pull-out resource services for specific skill development.

### **Special Education Policy**

The Somerset County Board of Education recognizes and complies with 20 U.S.C. Sec. 1400et seq., Individuals with disabilities act (IDEA), 34 CFR, Part 300, et seq. and Code of Maryland Regulations (COMAR), Maryland State Board of Education Bylaw 13A.05.01, et seq., which requires that all students residing within the jurisdiction of Somerset County, including students attending private, non-public schools or living in a state-operated program, who disabling conditions adversely affect their educational performance receive special education and related services, from ages birth through 21, in compliance with all federal and state regulations governing the educational programming of students with disabilities.

To this end, Somerset County Public Schools provides students with disabilities with access to educational services provided by highly qualified personnel and to resources necessary to ensure a free appropriate public education in the least restrictive environment, as determined by the Individual Education Plan (IEP) Team, IEPs are the educational roadmap for students with special needs. School teams in partnership with families develop IEPs based on diagnostic assessments and identified needs. The plan includes goals and objectives, services needed to implement the plan and a statement of how and where the plan will be implemented. In making decisions about special education services, school teams are aware of the responsibility to consider each

student's needs and the supports and services necessary to provide access to and meaningful participation in the general education curriculum with a focus on narrowing the achievement gap.

**H. Alternative Education – Alternative Learning Center**

Somerset County remains committed to providing for the educational needs of all students. Instructional and support staff are available in each school building to provide appropriate and sometimes necessary short term intervention outside the general classroom setting. For all students, the alternative classrooms are now located within the school buildings. The program moves beyond the services provided by traditional schools through a collaborative approach involving the student, parents/families, school professionals, community partnerships and outside support services. The vision of the Alternative Learning Center is to provide a positive culture where a diverse student population has opportunities to foster academic, social, and emotional growth promoting appropriate and responsible citizenship in a 21st century world.

**I. Career and Technology Education – Somerset County Technical High School**

Career & Technology programs are available to all 11<sup>th</sup> and 12<sup>th</sup> grade high school students as well as eligible 9<sup>th</sup> and 10<sup>th</sup> grade students. Those students who wish to receive a more specialized education in trade and industrial occupations enroll at the Somerset County Technical High School typically for two years. In addition, some adult students are permitted to enroll in CTE programs through an agreement with the Workforce Development Council. These students also are often working to earn their GED or external high school diploma.

In an effort to ensure appropriate placement, guidance counselors meet with individual students to discuss future plans and regularly visit the CTE programs to maintain awareness of the specifics of each program. In addition, all county 7<sup>th</sup> graders attend one semester at the CTE center and survey all programs to help in making early career choices. Many of the CTE programs have articulation agreements with the local colleges so that students who continue to college receive college credits for work

completed at Somerset County Technical High School (SCTHS). In addition, seven of the CTE programs offer end-of-course certifications in fields such as food service, construction, auto technology, health, and fire and rescue. Somerset County Public Schools continues to follow economic and employment trends and attempts to align the CTE programs with the needs of the County and surrounding areas. SCPS will continue to look for opportunities for college credits as well as work with local partners like Work Force Development to encourage job placement after graduation from a CTE program.

#### **Current CTE Programs of Study**

- Automotive Technology
- Business
- Bio Medical Science (offered at the two High Schools)
- Computer Networking and Repair
- Construction Technology, Carpentry, and Masonry
- Criminal Justice
- Culinary Arts (ACF certified)
- Fire and Rescue (offered off campus at UMES)
- Health Occupations
- HVAC, Electrical, and Plumbing
- Interactive Media Production (offered at Crisfield High School)
- Teacher Academy of Maryland for Future Teachers

Also included in the school plant but not a part of Career and Technology Education is an Advanced Technical Applications and Advanced Design Application courses in which junior and senior students can earn two credits and satisfy a completer program. For two years, Air Force JROTC was housed at J.M. Tawes but returned to Washington High School for the 2015-16 session. J. M. Tawes also formerly hosted two Special Education Comprehensive Classrooms until the 2017-2018 session when they returned to their respective home schools. These students received instruction in

academic, social, and career skills and some participate in Tawes CTE programs as well as attend classes at Wor-Wic Community College.

At the new Somerset County Technical High School, seven existing career Technology Education (CTE) programs, were upgraded to Maryland Programs of Study. Maryland Programs of Study offer the benefits of statewide professional development, postsecondary articulation agreements, and national industry standards and certifications. Three Maryland Programs of Study are currently offered (and will continue to be offered) at the Center and five new Maryland Programs of Study will be added to the Center.

### **SCTHS CTE Programs of Study**

- Teacher Academy of Maryland
- Automotive Technology
- Administrative Services
- Construction Trades Carpentry - includes the National Center for Construction Education and Research (NCCER) certification
- IT Networking Academy CISCO
- Homeland Security and Emergency Preparedness
- Culinary Arts
- Building Maintenance - HV AC
- Academy of Health Professions
- Interactive Media Production
- Biomedical Sciences
- Horticulture Services
- Medium-Heavy Truck Technician
- Pre-Engineering Project Lead the Way

The facility offers significant changes and additions that will expand students' college and career opportunities. SCPS has been commended by MSDE for the added value and relevance to CTE students' educational experiences by ensuring that all fourteen programs offered at the new Center are Maryland Programs of Study.

Dual enrollment courses can also be offered as well as select core curriculum classes to offset any scheduling challenges in addition to the other existing non-CTE programs. The new facility has been designed with flexible learning space to allow the expansion of programs as well. Dedicated spaces for Adult Education, Distance Learning, Welding, and Masonry have been included in the design as well.

## J. School Closing Procedures

Future student enrollment projections conducted by both the Maryland Department of Planning and Somerset County Public Schools show a small but steady increase over the next 10+ years. These future increases in population paired with expanding educational requirements and planned economic development projects in the County and surrounding lower shore communities will require facility improvements to accommodate an ever-changing population and instructional demands. In fact, these factors all forecast an eventual need for additional classroom spaces.

Somerset County has established procedures in accordance with COMAR to be used in making decisions on reorganizing the facilities of the county and/or closing a school. Consideration of the following should be given prior to any decisions on closing a school:

- Student enrollment trends
- Age or condition of school buildings
- Transportation
- Educational programs
- Racial composition of student body
- Financial considerations
- Student relocation
- Impact on community in geographic attendance area for school proposed to be closed and school, or schools, to which students will be relocating.

The Board of Education shall provide an opportunity for concerned citizens and parents to submit their views orally, or in writing, at a public hearing prior to any final decisions on any proposed closing. The Board of Education of Somerset County shall provide notice of its final decision to close a school to the community in the geographic attendance area of the school proposed to be closed and the school to where students will be relocating. The Superintendent and his/her staff shall submit data to the Board of Education based upon consideration of citizen and staff impact. Citizens are also encouraged to submit data and their opinions to the Board of Education according to the guidelines set forth. Final deliberations and decisions will be made at public meetings of the Board of Education.

## *Part 2: Community Analysis*

## ***Part 2: Community Analysis***

---

### **A. Introduction**

The Somerset County Board of Education works closely with the Somerset County Commissioners and the Department of Planning and Zoning to align the goals for education with community development. Some shared goals taken from the Somerset County, the City of Crisfield, and the Town of Princess Anne Comprehensive Plans include the following:

- Maximize use of existing recreation, schools, and other public facilities. Adapt outdated buildings to new public use where possible. Coordinate provision of parks and community recreation activities at or adjacent to school sites.
- Concentrate community facilities in villages and towns where they are accessible to the majority of people in their service areas, particularly those without adequate transportation such as children and the elderly. Prefer central locations to those on the periphery of communities.
- Encourage development in areas where there is adequate capacity in existing facilities to fill future demands and use community facilities as a planning tool for encouraging development of villages and towns of efficient sizes and desirable locations.
- Promote County recreation facilities, educational programs and achievements as a means of attracting new residents and businesses.
- Coordinate educational programs with those of UMES, especially with regard to specialized high school courses, adult training, and the needs of local employers.

Somerset County is the southernmost county in the State. Bordering the Chesapeake Bay and the State of Virginia, Somerset County is located approximately 100 miles from the Baltimore/Washington, Wilmington/Philadelphia, as well as the Norfolk/Hampton Roads metropolitan areas. A water and agricultural oriented County, rural Somerset attracts families, fishermen, hunters, tourists, and water sports enthusiasts. Crisfield and Princess Anne are the two major municipalities in the County.

The topography of Somerset County creates an abundance of waterfront property in proportion to a relatively small county. Although all of Somerset County is only around 330 square miles, it boasts over 600 miles of shoreline on the Chesapeake Bay and surrounding waterways. In addition to its presence on the Tangier Sound, Somerset County has borders on the Wicomico and Pocomoke Rivers as well and much of this waterfront is untouched. Future planning suggests as the neighboring counties exhaust their waterfronts and property values rise sharply, people and businesses will look to Somerset County for affordable, pristine waterfront properties to relocate.

### **North County: Princess Anne**

Princess Anne is the County Seat of Somerset. Princess Anne is the site of the University of Maryland Eastern Shore (UMES), with a wide array of undergraduate programs. Doctoral programs are offered in Educational Leadership, Food Science and Technology, Marine Estuarine Environmental Sciences, Organizational Leadership, Pharmaceutical Sciences, and Physical Therapy (DPT). The County is also home to a medium-security State prison, Eastern Correctional Institution (ECI). Princess Anne is rich in its historical architecture and charm attracting tourists from the neighboring counties and States. The County has a 1,297-acre Enterprise Zone located in the Town of Princess Anne. In addition, Somerset is participating in the One Maryland Program, which offers significant tax credits for capital investments that create jobs. The County's Economic Development Commission is working on developing services in and around Princess Anne to assist the University of Maryland Eastern Shore. Princess Anne borders the Pocomoke State Forest as well. Three schools are located in Princess Anne: Greenwood Elementary School, Princess Anne Elementary School, and Washington Academy & High School. In the past year, the Princess Anne area elementary schools have seen a large and unexpected increase in the early elementary school student body. North County also includes Deal Island and its neighboring hamlets of Chance, Wenona, Venton, and Dames Quarter. Deal Island is home to a large expanse of Wildlife Management Area which protects over 13,000 acres of land to preserve wildlife and their habitats. Deal Island Elementary School is the only educational facility on the island.

### **Central County: Westover and Marion Station**

At the intersection of Routes 13 and 413 is the village of Westover. Westover is home to the Somerset County Board of Education, the Somerset County Health

Department, the Somerset County Sheriff's Department, Somerset Intermediate School (the only middle/intermediate school in the county), and the Somerset County Technical High School. Its central location makes Westover a convenient meeting place for many of Somerset County Public Schools and community activities. Also in Central County is Marion Station, once hailed as the 'Strawberry Capital of the World'. Marion is a rural agricultural area that is targeted for residential growth. The area of Coulbourne Creek is already home to several beautiful high-end waterfront homes. The former Marion Sarah Peyton School for Alternative Learning and Adult Education is located here but was closed in September 2019.

### **South County: Crisfield**

Largely known for its watermen and seafood industry, Crisfield is the southernmost incorporated city in Maryland. Crisfield is also home to the waterfront McCready Memorial Hospital which provides more jobs than any other business in the city. Woodson Elementary School and Crisfield Academy and High School are located within the city limits. The county has a 499- acre Enterprise Zone located within the City of Crisfield, and commercial interests in the waterfront. Crisfield is also the gateway to Smith and Tangier Islands. Smith Island has one elementary school, the Ewell School. Students eighth through twelfth grades on Smith Island travel daily by school boat to attend Crisfield Academy and High School.

**B. School Attendance Areas: Growth Areas and Land Use**

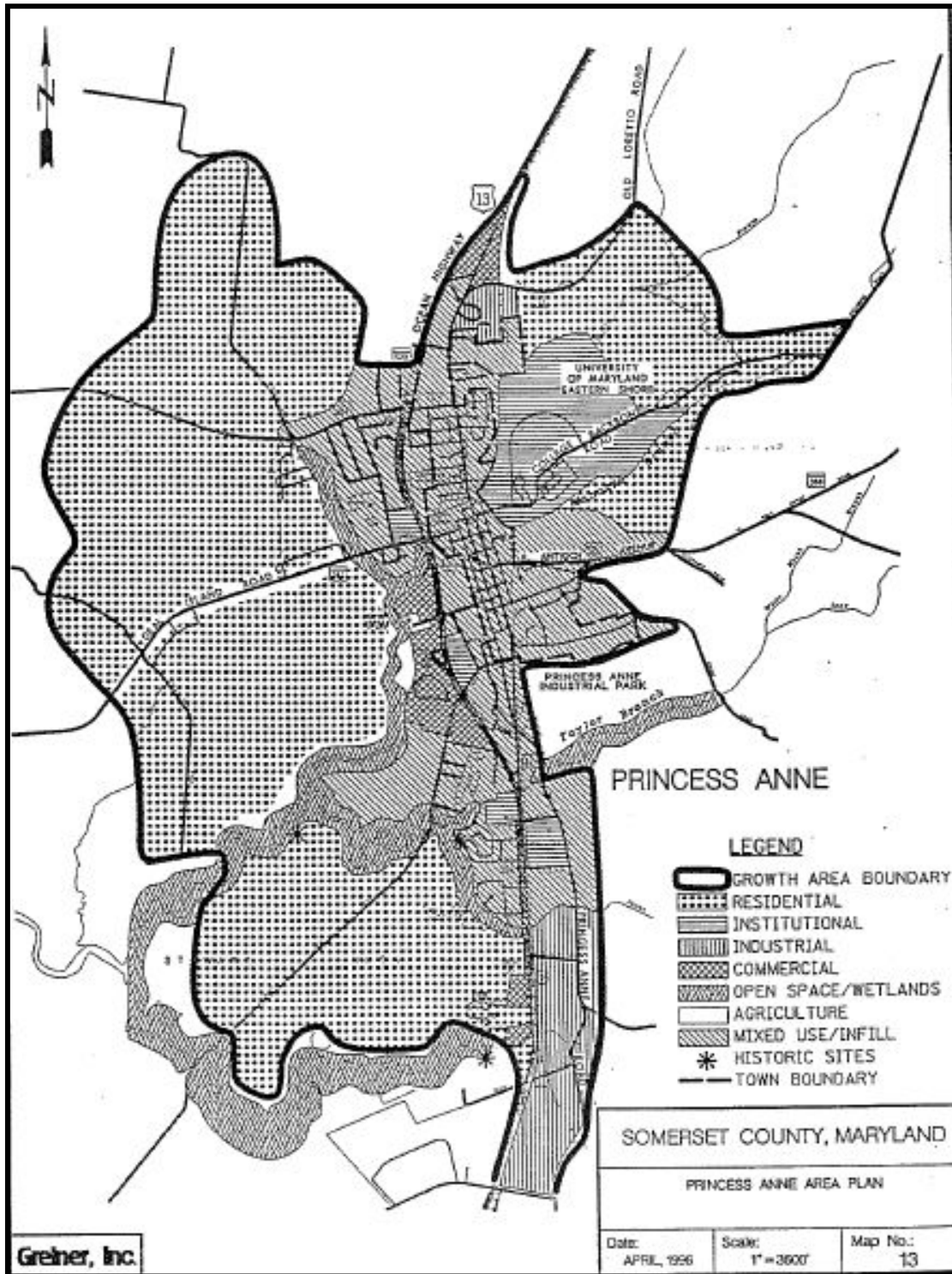
The table below identifies the location of each school and the growth potential for the area as designated by the Somerset County Department of Planning and Zoning. Seven of the ten schools are located in areas of primary growth.

**Table 2.B.1: Growth Areas by School<sup>1</sup>**

School	Location	Growth Area
Ewell Elementary School	South County: Smith Island	Non-growth
Deal Island Elementary School	North County: Deal Island	Limited-growth
Greenwood Elementary School	North County: Princess Anne	Key Growth
Princess Anne Elementary School	North County: Princess Anne	Key Growth
Carter G. Woodson Elementary School	South County: Crisfield	Primary
Somerset Intermediate School	Central County: Westover	Key Growth
Crisfield Academy & High School	South County: Crisfield	Primary
Washington Academy & High School	North County: Princess Anne	Primary
Somerset County Technical High School	Central County: Westover	Primary

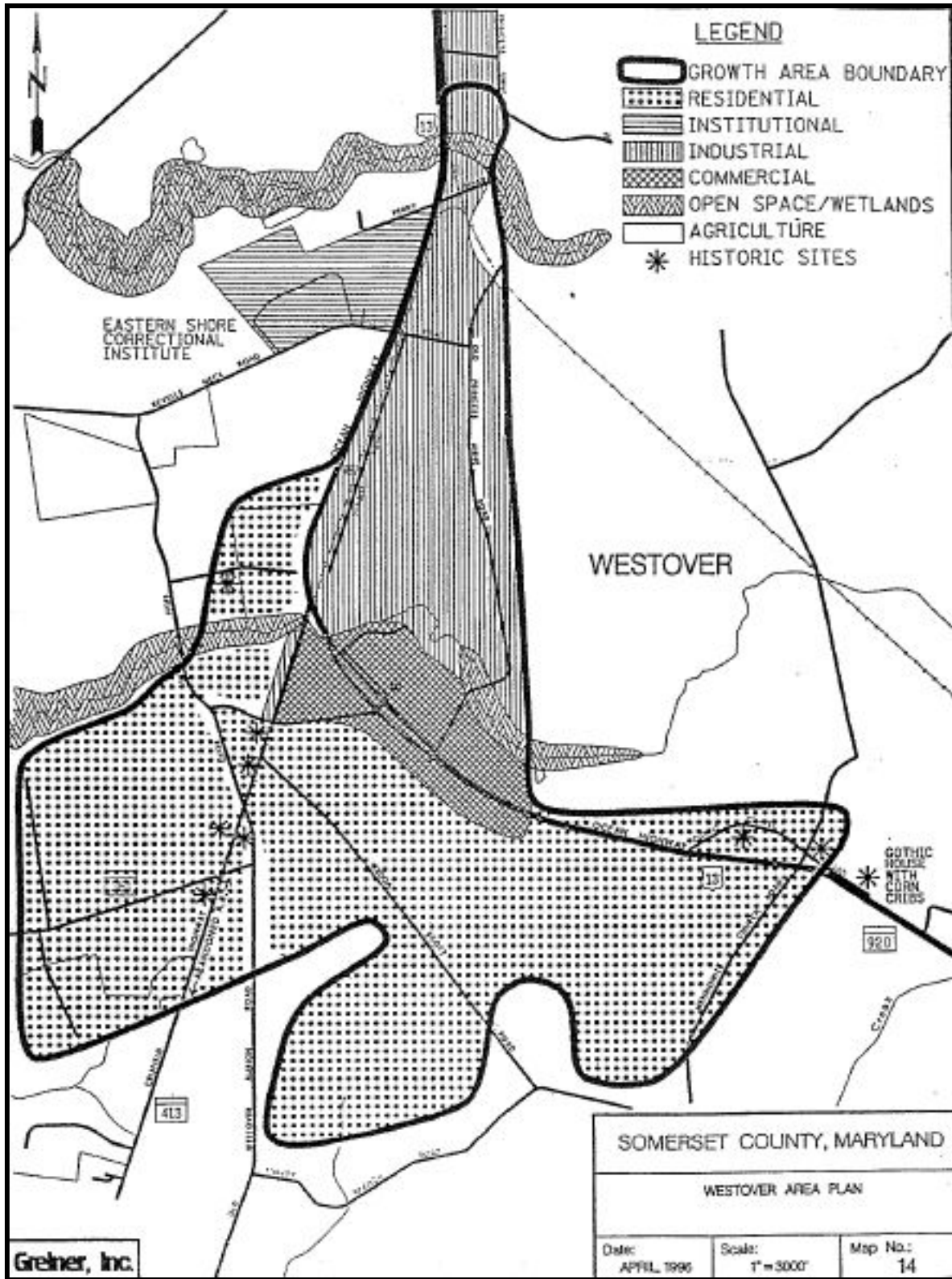
The following maps show the locations of planned ‘growth areas’ along with residential, institutional, industrial, commercial, open/ wetlands, agricultural, and historic areas as determined by the Somerset County Comprehensive Plan.





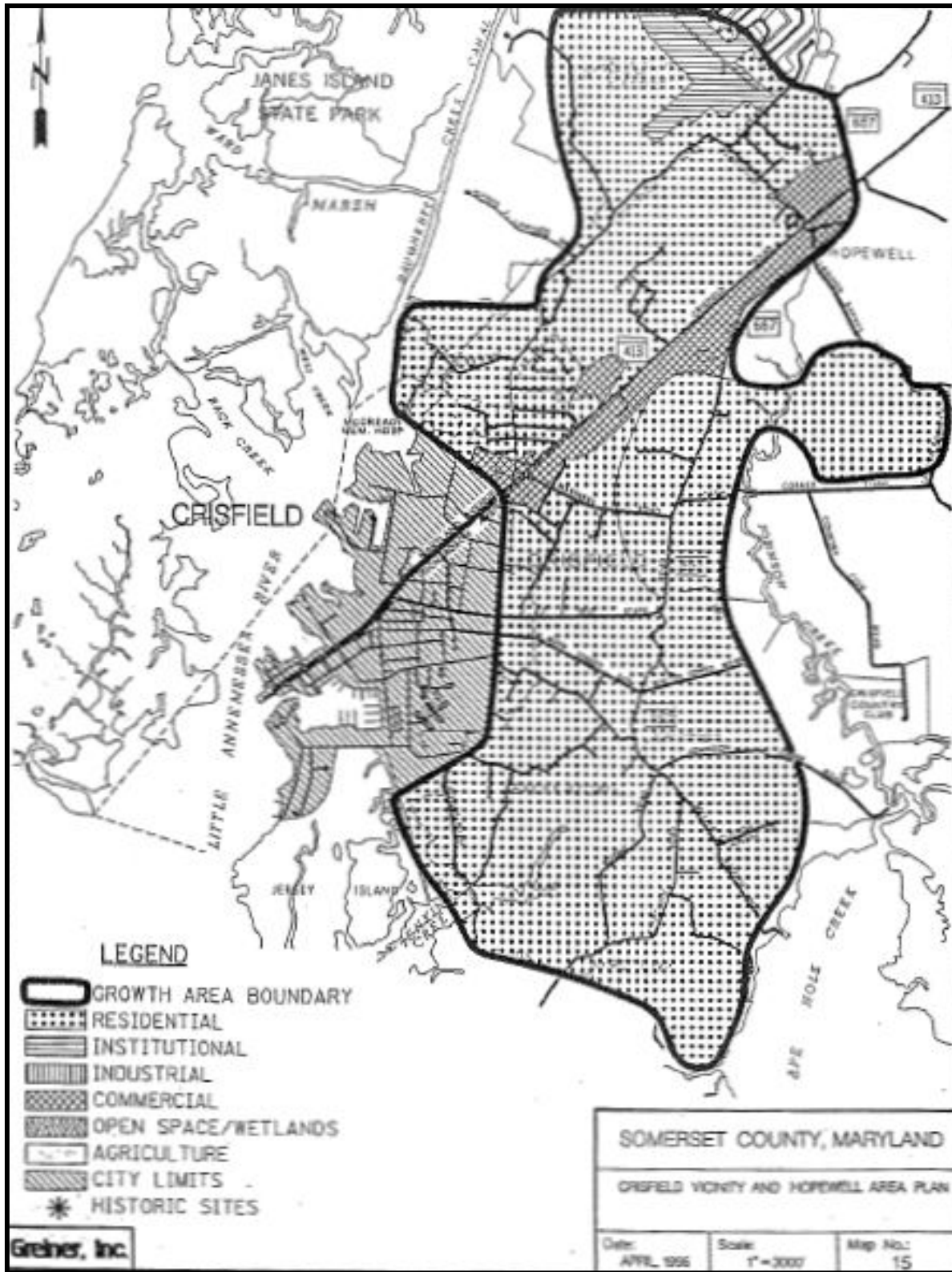
Map 2.B.3 Area Plan – Princess Anne<sup>1</sup>

<sup>1</sup>Somerset County Comprehensive Plan 1996



Map 2.B.4 Area Plan - Westover<sup>1</sup>

<sup>1</sup> Somerset County Comprehensive Plan 1996



Map 2.B.5 Area Plan - Crisfield<sup>1</sup>

<sup>1</sup> Somerset County Comprehensive Plan 1996

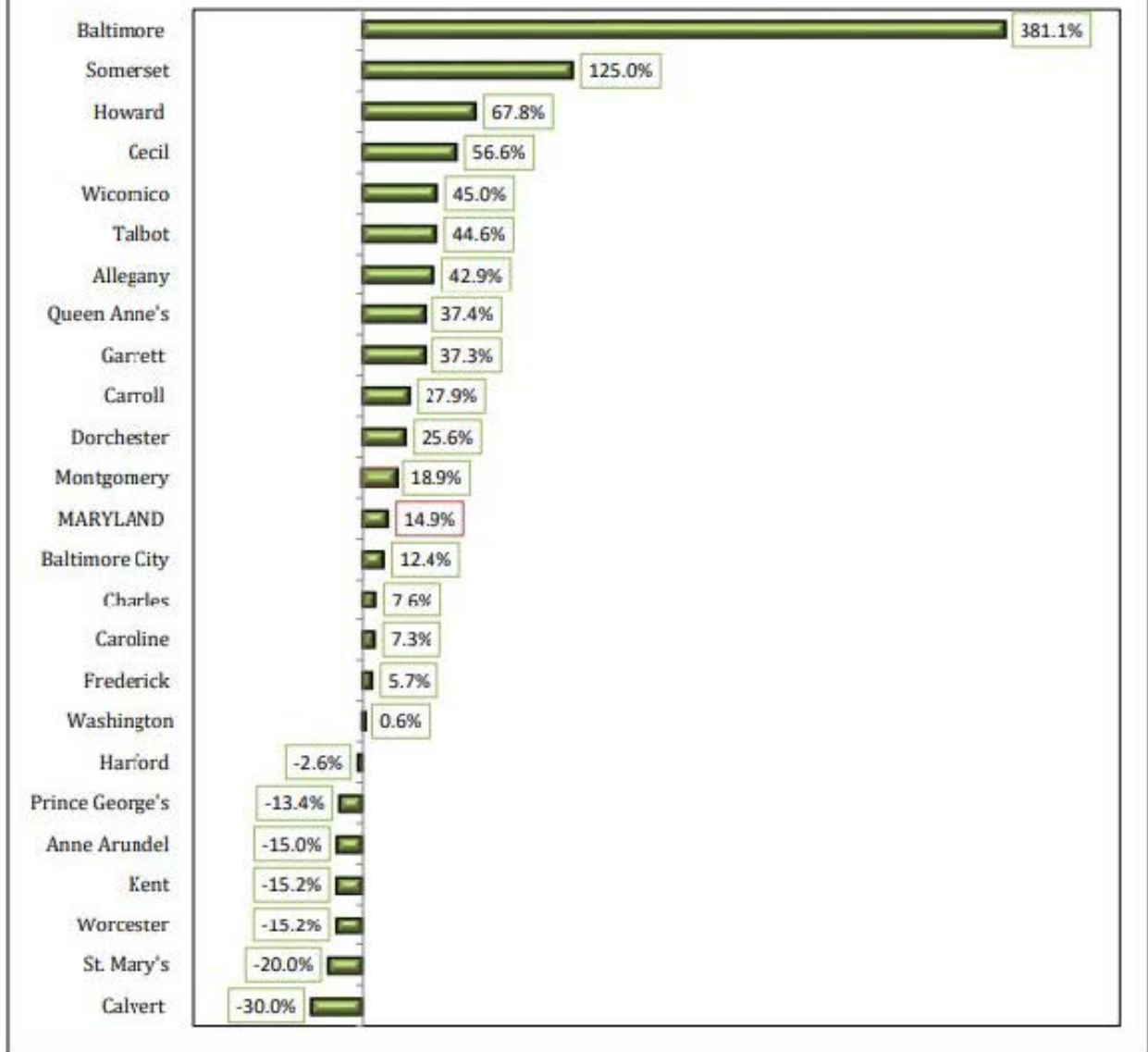
### **C. Population Distribution**

Historical population data as well as projected population data for Somerset County remain consistent. A slow but steady increase in population can be seen from 1970 to 2010 and the same is projected through 2040. While the population growth is gentle, the amount of jobs in the next 25 years is expected to grow. This would mean an influx of new residents and could greatly impact the needs of our school facilities. The Somerset County Board of Education studies this information carefully to anticipate the future needs of the community and the potential for growth that may exceed current projections.

### **D. Building and Subdivision Activity**

According to the US Bureau of the Census, between the years of 2010 and 2014, Somerset County authorized construction of 293 new housing units. Of that, nearly fifty percent of those were authorized for construction in Somerset County in 2014 suggesting a major increase of building happening within the last year. This 400% increase in Somerset County was the largest increase in the State of Maryland that year and those were identified as mainly multi-family housing units. Between 2017 and 2018 Somerset was still seeing the second highest increase in housing units at 125% as shown on Chart 2.D.1. The housing units approved in 2018 were all new single-family. Chart 2.D.2 shows the value of all new housing construction for Somerset County at the lowest in the State although according to the Maryland Department of Planning Somerset County reported the highest annual percent increase in the average cost of building a new single - family home.

**Chart 17. MARYLAND AND JURISDICTIONS  
New Housing Units Authorized for Construction  
Annual Percent Change: 2020-2021**



**Chart 2.D.1 Change in New Housing Units Authorized for Construction**

<sup>1</sup> U. S. Department of Commerce, Bureau of the Census, Manufacturing and Construction Statistics Division. Residential Construction Branch. Annual Building Permit Reports. Prepared by MD Department of Planning. Planning Services Division.

JURISDICTION	ALL NEW CONSTRUCTION(1)			SINGLE FAMILY HOUSING				FIVE OR MORE FAMILY BUILDINGS				
	BUILDINGS	UNITS	VALUE	UNITS	VALUE	Average Value	Value per Unit Rank	BUILDINGS	UNITS	VALUE	Average Value	
											Building	Unit
STATE OF MARYLAND (2)	994	1,606	\$ 335,056,000	967	\$ 252,094,000	\$ 261,524		20	623	\$ 80,018,000	\$ 4,000,900	\$ 128,640
STATE SUM OF MONTHLY REPORTING PIPs (3)	913	1,525	\$ 302,826,667	886	\$ 220,663,642	\$ 249,056		20	623	\$ 80,018,235	\$ 4,000,912	\$ 128,640
<b>SUBURBAN COUNTIES</b>	<b>877</b>	<b>1,283</b>	<b>\$ 255,884,324</b>	<b>852</b>	<b>\$ 211,200,540</b>	<b>\$ 247,982</b>		<b>18</b>	<b>415</b>	<b>\$ 42,458,994</b>	<b>\$ 2,358,833</b>	<b>\$ 102,311</b>
INNER SUBURBAN COUNTIES (4)	340	645	\$ 101,734,253	330	\$ 70,593,761	\$ 213,920		10	315	\$ 31,140,492	\$ 3,114,049	\$ 90,859
OUTER SUBURBAN COUNTIES (5)	492	593	\$ 142,872,957	477	\$ 129,409,665	\$ 271,299		8	700	\$ 11,318,502	\$ 1,614,813	\$ 113,185
EXTORIAN COUNTIES(6)	45	45	\$ 11,277,114	45	\$ 11,277,114	\$ 250,603		-	-	\$ -	\$ -	\$ -
<b>STATE BALANCE</b>	<b>36</b>	<b>242</b>	<b>\$ 46,942,343</b>	<b>34</b>	<b>\$ 9,382,102</b>	<b>\$ 275,974</b>		<b>2</b>	<b>208</b>	<b>\$ 37,559,241</b>	<b>\$ 18,779,621</b>	<b>\$ 180,573</b>
URBAN (7)	12	218	\$ 38,744,697	18	\$ 1,183,456	\$ 118,546		2	208	\$ 37,559,241	\$ 18,779,621	\$ 180,573
NON SUBURBAN (8)	24	24	\$ 8,197,646	24	\$ 8,197,646	\$ 341,569		-	-	\$ -	\$ -	\$ -
<b>BALTIMORE REGION</b>	<b>365</b>	<b>892</b>	<b>\$ 145,755,337</b>	<b>353</b>	<b>\$ 75,696,229</b>	<b>\$ 214,437</b>		<b>12</b>	<b>539</b>	<b>\$ 70,059,108</b>	<b>\$ 5,838,259</b>	<b>\$ 129,900</b>
ANNE ARUNDEL	120	412	\$ 47,482,463	112	\$ 19,481,596	\$ 173,952	17	8	380	\$ 27,999,867	\$ 3,499,983	\$ 93,333
BALTIMORE COUNTY	78	87	\$ 20,567,886	77	\$ 18,067,886	\$ 234,648	11	1	10	\$ 2,108,008	\$ 2,580,080	\$ 250,080
CARROLL	45	45	\$ 13,477,391	45	\$ 13,477,391	\$ 299,498	4	-	-	\$ -	\$ -	\$ -
HARFORD	32	32	\$ 8,850,650	32	\$ 8,850,650	\$ 276,583	7	-	-	\$ -	\$ -	\$ -
HOWARD	78	98	\$ 16,632,250	77	\$ 14,632,250	\$ 190,029	16	1	21	\$ 2,808,008	\$ 2,080,080	\$ 95,238
BALTIMORE CITY	12	218	\$ 38,744,697	10	\$ 1,183,456	\$ 118,546	18	2	208	\$ 37,559,241	\$ 18,779,621	\$ 180,573
<b>SUBURBAN WASHINGTON</b>	<b>279</b>	<b>350</b>	<b>\$ 80,529,412</b>	<b>270</b>	<b>\$ 70,030,905</b>	<b>\$ 259,374</b>		<b>8</b>	<b>84</b>	<b>\$ 9,959,127</b>	<b>\$ 1,244,891</b>	<b>\$ 110,561</b>
FREDERICK	137	212	\$ 46,845,508	129	\$ 36,907,626	\$ 286,726	5	7	79	\$ 9,318,502	\$ 1,331,215	\$ 117,956
MONTGOMERY	33	37	\$ 7,521,673	32	\$ 6,881,848	\$ 215,033	13	1	5	\$ 648,625	\$ 640,625	\$ 128,125
PRINCE GEORGES	109	109	\$ 26,162,231	109	\$ 26,162,231	\$ 240,020	8	-	-	\$ -	\$ -	\$ -
<b>SOUTHERN MARYLAND</b>	<b>141</b>	<b>147</b>	<b>\$ 41,320,337</b>	<b>135</b>	<b>\$ 39,714,927</b>	<b>\$ 294,185</b>		<b>-</b>	<b>-</b>	<b>\$ -</b>	<b>\$ -</b>	<b>\$ -</b>
CALVERT	29	29	\$ 6,938,067	29	\$ 6,938,067	\$ 239,244	9	-	-	\$ -	\$ -	\$ -
CHARLES	64	64	\$ 24,336,900	64	\$ 24,336,900	\$ 380,264	1	-	-	\$ -	\$ -	\$ -
ST. MARY'S	48	54	\$ 10,045,370	42	\$ 8,439,960	\$ 200,951	14	-	-	\$ -	\$ -	\$ -
<b>WESTERN MARYLAND</b>												
ALLEGANY (pt) *												
Franklin*												
Lansdown town*												
GARRETT	9	9	\$ 3,174,520	9	\$ 3,174,520	\$ 352,724	2	-	-	\$ -	\$ -	\$ -
WASHINGTON	21	21	\$ 6,666,676	21	\$ 6,666,676	\$ 317,461	3	-	-	\$ -	\$ -	\$ -
<b>UPPER EASTERN SHORE</b>												
CAROLINE (pt) *												
Marydel town*												
Prenton town*												
CECIL	40	40	\$ 11,201,191	40	\$ 11,201,191	\$ 280,030	6	-	-	\$ -	\$ -	\$ -
KENT (pt) *												
Betterton town	-	-	\$ -	-	\$ -	\$ -	-	-	-	\$ -	\$ -	\$ -
Rock Hill town*												
QUEEN ANNE'S	19	19	\$ 4,545,630	19	\$ 4,545,630	\$ 239,244	9	-	-	\$ -	\$ -	\$ -
TALBOT *												
Edston	6	6	\$ 1,480,706	6	\$ 1,480,706	\$ 246,784	-	-	-	\$ -	\$ -	\$ -
<b>LOWER EASTERN SHORE</b>												
DORCHESTER *												
SOMERSET	1	1	\$ 217,750	1	\$ 217,750	\$ 217,750	12	-	-	\$ -	\$ -	\$ -
WICOMECO	24	24	\$ 4,610,438	24	\$ 4,610,438	\$ 192,102	15	-	-	\$ -	\$ -	\$ -
WORCESTER*												
Ocean city town	8	8	\$ 3,324,670	8	\$ 3,324,670	\$ 415,584	-	-	-	\$ -	\$ -	\$ -

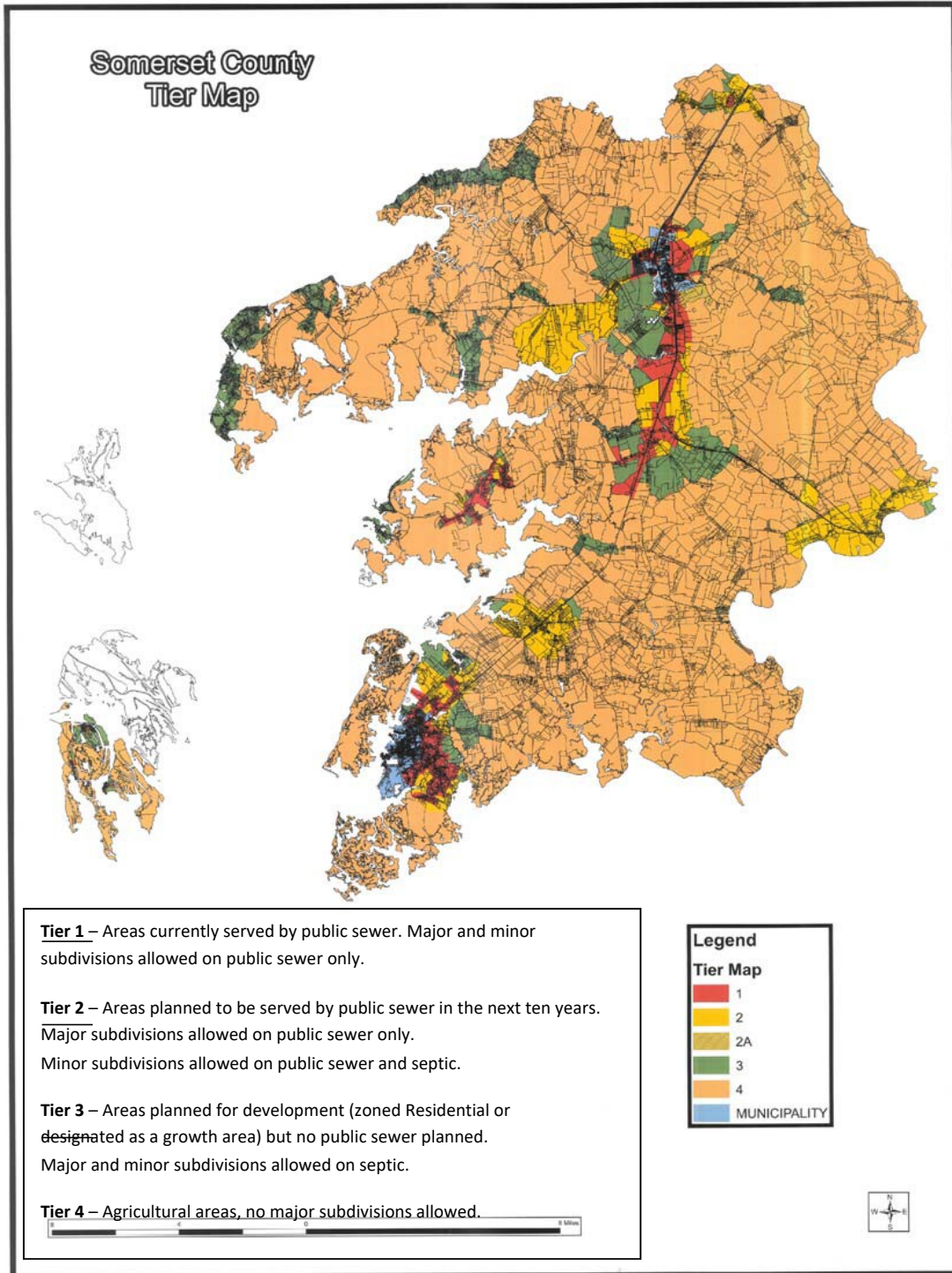
**CHART 2.D.2 Value of New Housing Unit Construction**

<sup>1</sup> U. S. Department of Commerce, Bureau of the Census, Manufacturing and Construction Statistics Division. Residential Construction Branch. Annual Building Permit Reports. Prepared by MD Department of Planning. Planning Services Division. 2019.

The University of Maryland Eastern Shore is a big attractor of residents in the Northern part of the County. Many Bay front condominiums in Crisfield and Deal Island still remain available at very affordable prices. As the economy recovers it is anticipated that people will continue to move to the waterfront and drive the demand for more housing and service oriented businesses.

Recently, the Somerset County Department of Planning and Zoning has worked diligently to adhere to the Maryland 'Sustainable Growth and Agricultural Preservation Act

of 2012' bill. The task set forth by this bill is to develop a 'Tier Map' for the Somerset County. The Tier Map identifies areas served or planned to be served by public sewer. These areas are divided into four 'Tiers' which limit the amount of subdivision activity allowed in the future. Adopting this legislation allows for future growth in strategically planned areas with existing infrastructure while still preserving the agricultural land for future generations to come. Below is the Tier Map for Somerset County.



**Map 2.D.3 Somerset County Tier Map<sup>1</sup>**

<sup>1</sup> Planning and Zoning Commission of Somerset County

## E. Infrastructure

In Somerset County, groundwater is the sole source of drinking water. The Manokin aquifer is reserved for meeting domestic drinking water needs. The county operates on a series of transient and non-transient water systems. Many of the cities and villages have public community water while some communities have privately-owned water systems. Public community sewerage systems exist in the areas of Crisfield, Princess Anne, Hopewell, Fairmount and on Smith Island in Tylerton, Ewell, and Rhodes Point. The Somerset County Sanitary District manages the wastewater treatment systems outside of these areas. The rural areas of the County are served and will continue to be served by septic systems. Although, the high water table in Somerset County makes the use of traditional septic systems challenging.<sup>1</sup> Domestic water is supplied by private wells in four of Somerset County Public Schools: Somerset Intermediate, the Board of Education / Alternative Learning Center (formerly J.M. Tawes Technology & Career Center, Deal Island Elementary, and Somerset County Technical High School. These schools' systems are tested regularly under the Maryland Department of the Environment Water Supply Program rules.

The County has broadband fiber optic cabling along Route 13 and continuing down Route 413 to Crisfield. This is the result of and continues to be a collaborative effort between the Maryland Broadband Co-op, Skyline, Bloosurf, USDA, UMES, EDA, and the Tri-County Council.<sup>2</sup> The predominant local carrier is Verizon, however, Comcast was recently contracted to expand services to Deal Island. The new fiber optic cable which ties directly into the Deal Island Elementary school building now provides much needed coverage to the school staff and students.

A franchise agreement is in place between Somerset County and Somerset Utilities, a privately held utility to bring natural gas to the County. The pipeline will run down Route 13 in the initial phase and eventually down Route 413 to Crisfield. The addition of natural gas will be a stimulus for the Somerset County economy by providing alternative energy options.<sup>3</sup>

---

<sup>1</sup> Somerset County Comprehensive Water and Sewerage Plan

<sup>2</sup> Somerset County Economic Development Commission Annual Report <sup>3</sup>  
Great Bay Wind Energy Center informational brochure

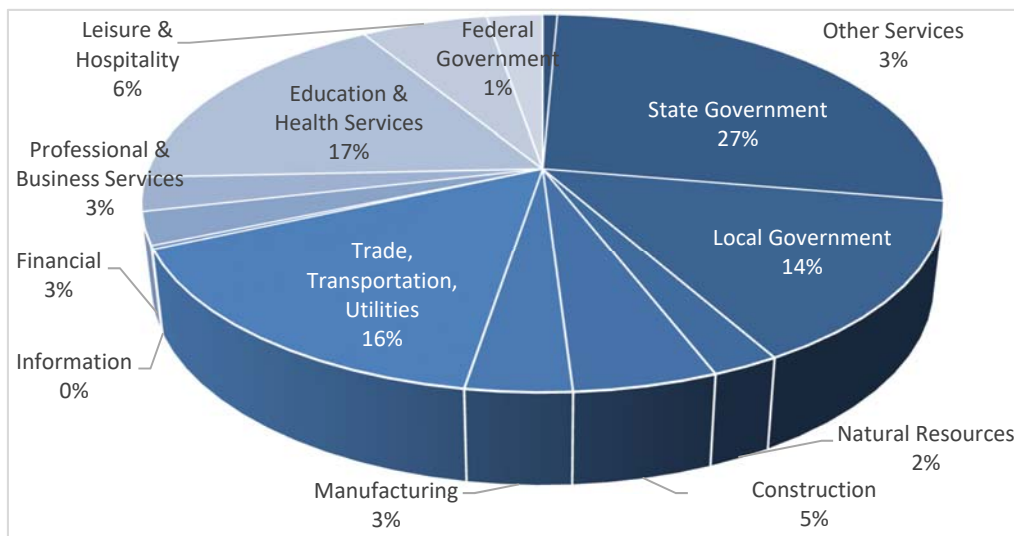
Map 2.E.1 shows a layout of existing and planned transportation networks for Somerset County. Routes 13 and Route 413 are the arterial roadways for the County. Transportation continues to be a challenge due to the configuration of the land and the waterfront. While the County is relatively small, the land juts out into finger-like masses into the Bay and local waterways, providing for extensive waterfront property but creating only one-way-in and one-way-out situations for many of the communities. Shore Transit offers daily routes to Somerset County with stops in Princess Anne, Crisfield, Pocomoke, Marion, and Westover. A new stop is planned for the new J.M. Tawes Technology & Career Center, which is scheduled for completion in July 2019. In many instances, traveling by water is more efficient than roads in Somerset County. ferry boats depart daily during the spring and summer months to Smith Island and Tangier. Somerset County has a small airport in Crisfield with two small runways. Improvements have been made and additional improvements are planned for the Crisfield airport in the near future.



**F. Employment Patterns**

Somerset County’s 470 businesses employ 6,735 workers. Major employers are the University of Maryland Eastern Shore, Sysco Eastern Maryland, Somerset Community Services, McCready Health, Aurora Senior Living of Manokin, Sherwin Williams / Rubberset, Southern Connection Seafood, Three Lower Counties Community Services, Metompkin Bay Oyster, Eastern Shore Drywall, Mountaire Farms, and Somerset County Public Schools. Somerset is a major seafood processor and poultry producer, and provides a rich agricultural harvest including soybeans, corn, tomatoes, and wheat. The following chart shows a breakdown of workforce by industry in the County.

**Chart 2.F.1 Workforce by Industry<sup>1</sup>**

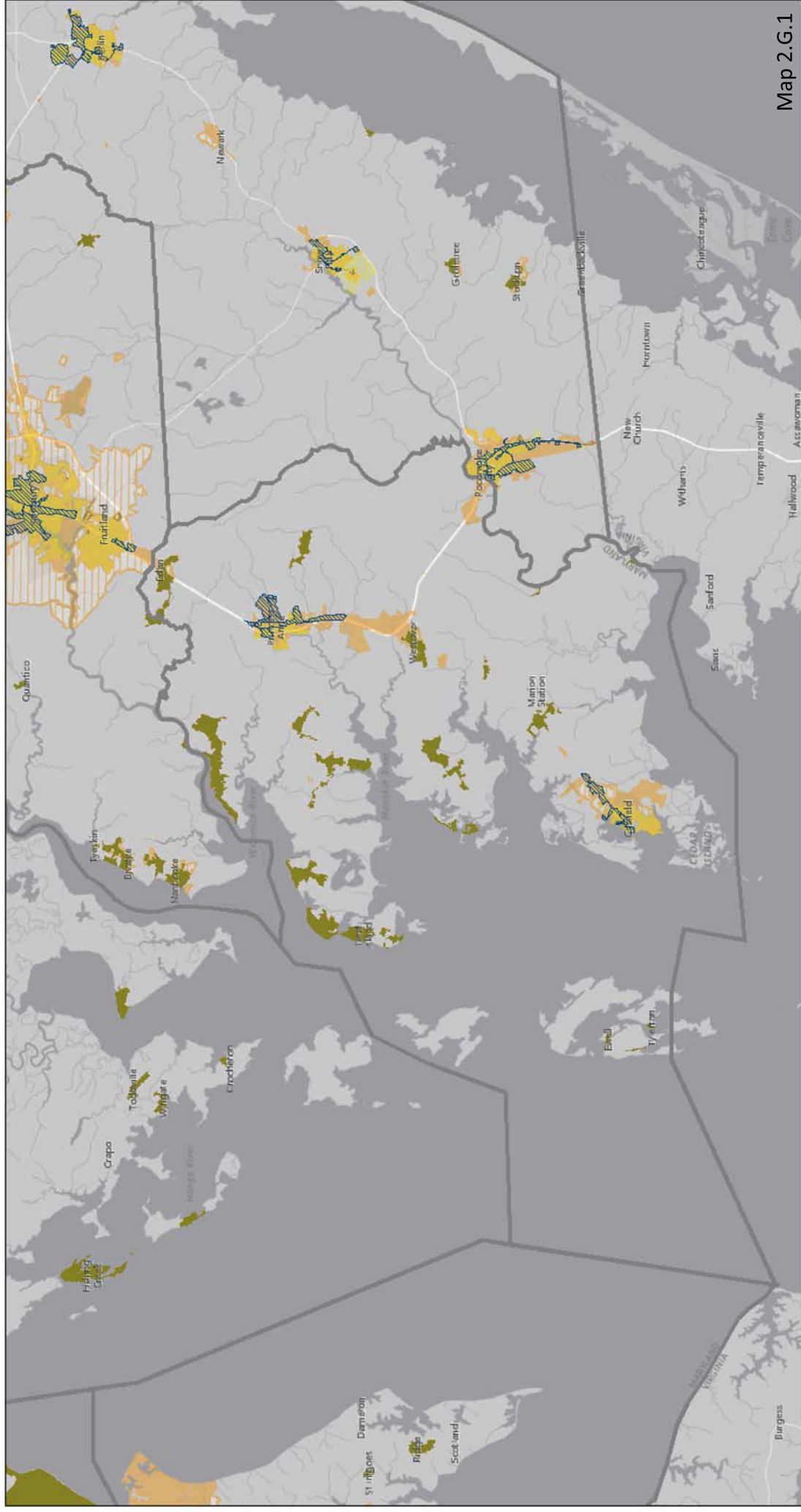


**G. Future Economic Growth**

Somerset County continues to be a desirable location for agriculture and food processing/distribution. Aerospace continues to be on the forefront of Somerset County economic growth. Its close proximity to NASA’s Wallops Flight Facility makes southern Somerset County an attractive and affordable place to live. University of Maryland Eastern Shore (UMES), located in Princess Anne, has a Science and Aviation Program which encourages

students to study and work here on the lower shore. Seafood processing is another major business sector in the County. Recently, the seafood industry has explored the idea of expanding beyond the blue crab meat and soft crab market into oyster farming. Aquaculture is another focus of UMES students, again, encouraging a young population to live and work in the area. UMES has Doctorate and Master's programs in Marine-Estuarine-Environmental Sciences and Food and Agricultural Sciences. In support of these programs, Somerset County Public Schools has committed to incorporating complimentary CTE courses into the new Somerset County Technical High School. Now Somerset County Public Schools' students have the opportunity to enroll in Project Lead the Way Pre-Engineering with a focus on Aerospace Engineering and/or the Certified Professional Horticulturist program. As all industries become more technologically advanced with telecommuting, etc., re-locating to rural communities such as Somerset County will continue to become more and more popular. With Maryland Enterprise Zones designated in both the northern and southern hubs of the County, businesses can take advantage of income tax credits. Somerset County is also identified as a "qualified distressed county" according to the One Maryland Program where businesses that create at least 25 new full-time jobs may qualify for up to \$5.5 million in state income tax credits.

The following maps illustrate the Maryland Department of Planning Priority Funding Areas for each school in Somerset County.



Map 2.G.1

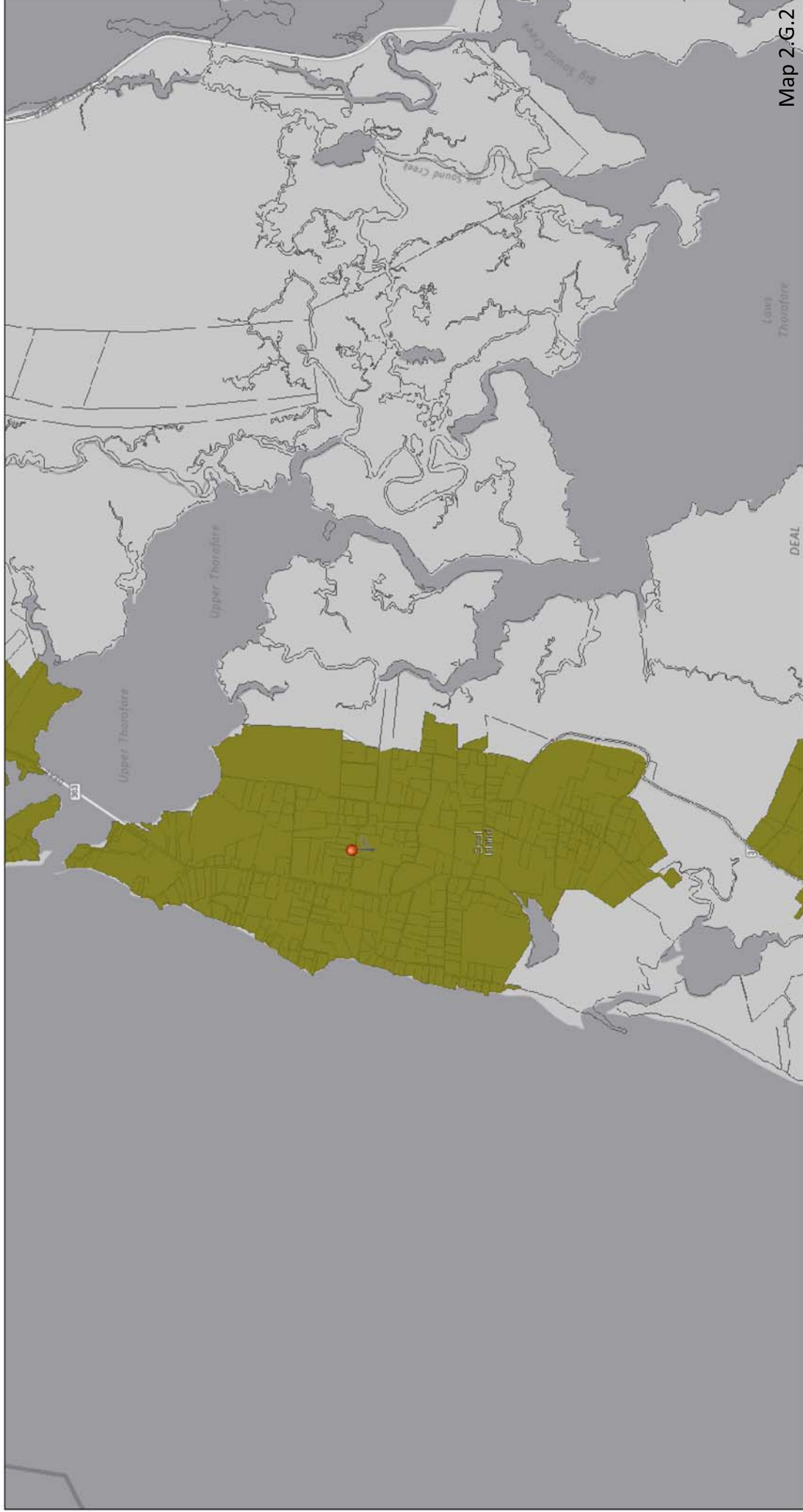
<b>Rural Villages</b>	<b>Enterprise Zones</b>	<b>Municipalities</b>	<b>Priority Funding Areas</b>
Rural Villages	Enterprise Zones	Municipal PFA	Priority Funding Areas
<b>Parcel Boundaries</b>	<b>Enterprise Zones</b>	<b>Municipalities</b>	Heritage Area in Locally Designated Growth Areas
Parcel Boundaries	Enterprise Zones	Municipal PFA Comment Area	PFA
		Annexed but not PFA	PFA Comment Area

1:344,686

0 4.25 5 10 17 mi 20 km

MD IMAP, MDP, SDAT  
MD IMAP, COMMERCE, DHCD, MDP, MHT, MDOT, DoIT  
Esri, HERE, DeLorme, MapmyIndia, © OpenStreetMap contributors,  
and the GIS user community  
MDP, MD IMAP

MARYLAND DEPARTMENT OF  
**PLANNING**



<b>Rural Villages</b>	<b>Enterprise Zones</b>	<b>Municipalities</b>	<b>Priority Funding Areas</b>
Rural Villages	Enterprise Zones	Municipal PFA	Heritage Area in Locally Designated Growth Areas
<b>Parcel Boundaries</b>	<b>Enterprise Zones</b>	<b>Municipalities</b>	<b>Priority Funding Areas</b>
Parcel Boundaries	Enterprise Zones	Municipal PFA	PFA
		Municipal PFA Comment Area	PFA
		Annexed but not PFA	PFA Comment Area

1:20,550

0 0.25 0.5 0.8 1 mi

0 0.4 0.8 1.6 km

MD IMAP, MDP, SDAT  
MD IMAP, COMMERCE, DHCD, MDP, MHT, MDOT, DoIT  
Esri, HERE, DeLorme, MapmyIndia, © OpenStreetMap contributors,  
and the GIS user community  
MDP, MD iMap

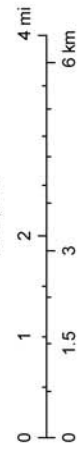
MARYLAND DEPARTMENT OF  
 PLANNING



Map 2.G.3

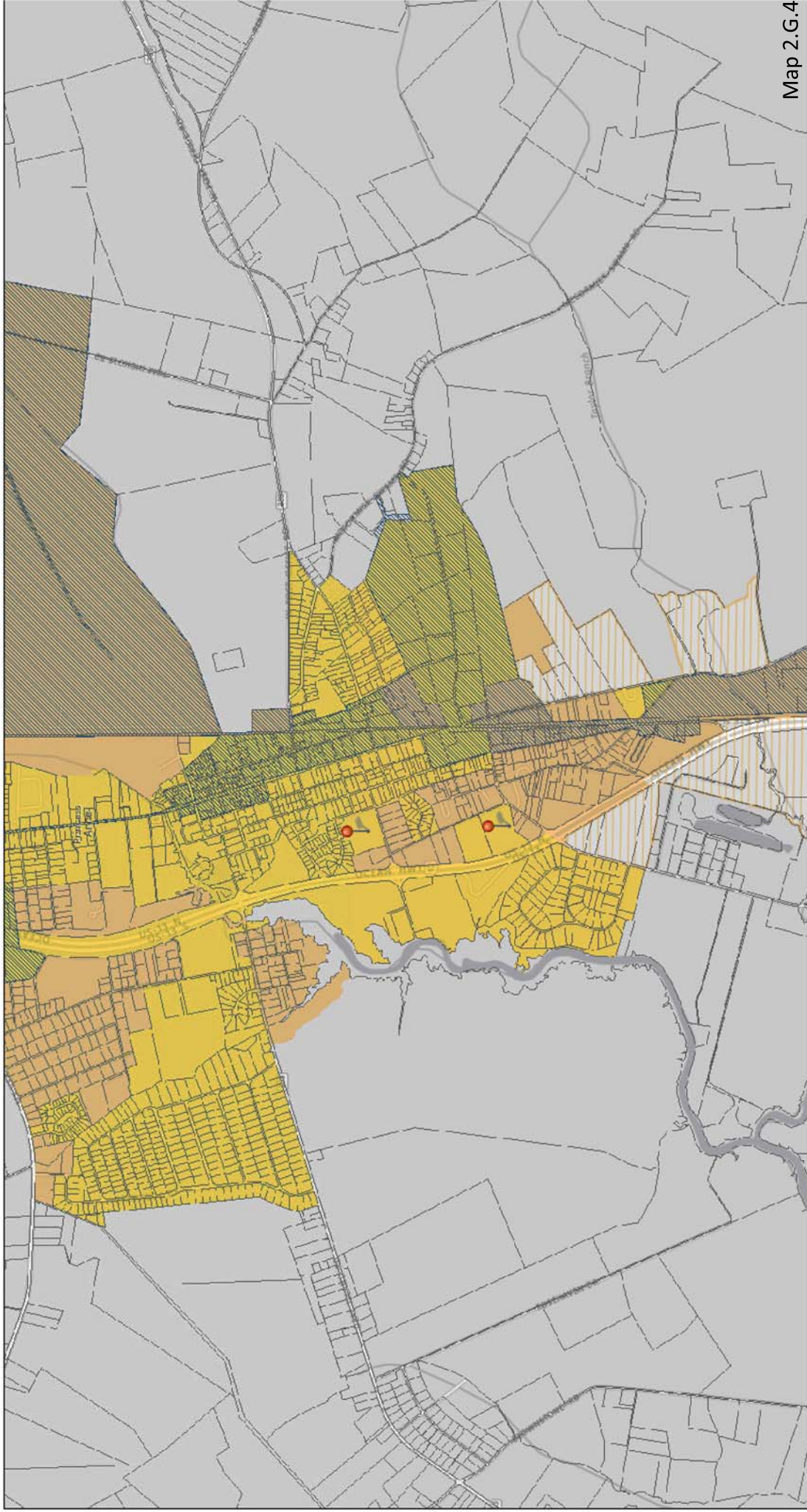
<b>Rural Villages</b>	<b>Enterprise Zones</b>	<b>Municipalities</b>	<b>Priority Funding Areas</b>
Rural Villages	Enterprise Zones	Municipal PFA	Heritage Area in Locally Designated Growth Areas
<b>Parcel Boundaries</b>	<b>Enterprise Zones</b>	<b>Municipalities</b>	<b>Priority Funding Areas</b>
Parcel Boundaries	Enterprise Zones	Municipal PFA	PFA
		Municipal PFA Comment Area	PFA Comment Area
		Annexed but not PFA	

1:82,201

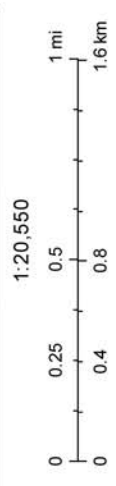


MD IMAP, MDP, SDAT  
 MD IMAP, COMMERCE, DHCD, MDP, MHT, MDOT, DoIT  
 Esri, HERE, DeLorme, MapmyIndia, © OpenStreetMap contributors,  
 and the GIS user community  
 MDP, MD IMAP





Map 2.G.4



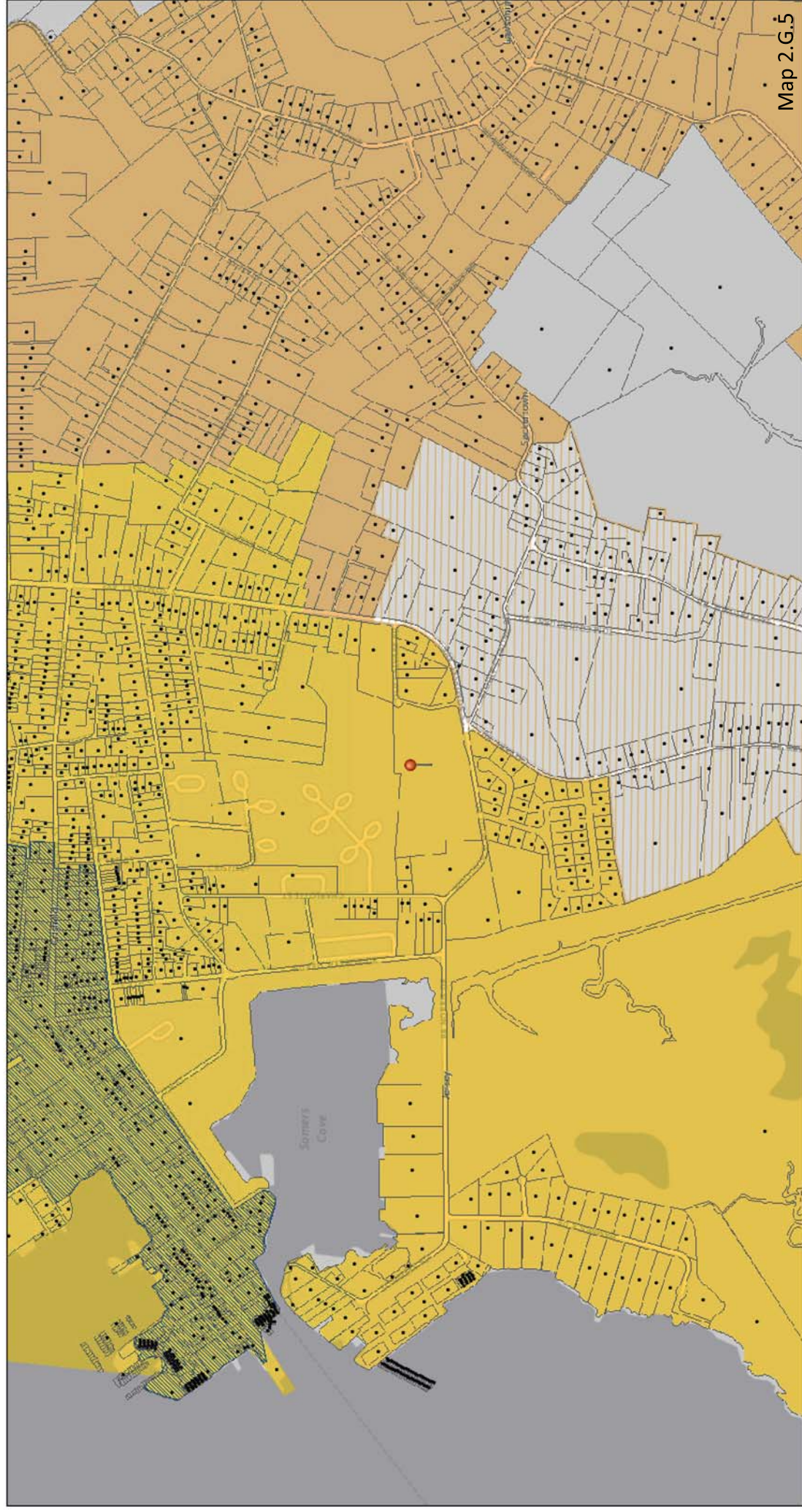
MD IMAP, MDP, SDAT  
 MD IMAP, COMMERCE, DHCD, MDP, MHT, MDOT, DoIT  
 Esri, HERE, DeLorme, MapmyIndia, © OpenStreetMap contributors,  
 and the GIS user community  
 MDP, MD IMAP



- Priority Funding Areas**
- Heritage Area in Locally Designated Growth Areas
- PFA
- PFA Comment Area

- Municipalities**
- Municipal PFA
- Municipal PFA Comment Area
- Annexed but not PFA

- Rural Villages**
- Enterprise Zones
- Rural Villages
- Parcel Boundaries
- Parcel Boundaries



Map 2.G.5

1:10,275

0 0.125 0.25 0.4 0.5 mi  
0 0.2 0.4 0.8 km

**Priority Funding Areas**

- Heritage Area in Locally Designated Growth Areas
- PFA
- PFA Comment Area

**Municipalities**

- Municipal PFA
- Municipal PFA Comment Area
- Annexed but not PFA

**Enterprise Zones**

- Enterprise Zones

**Rural Villages**

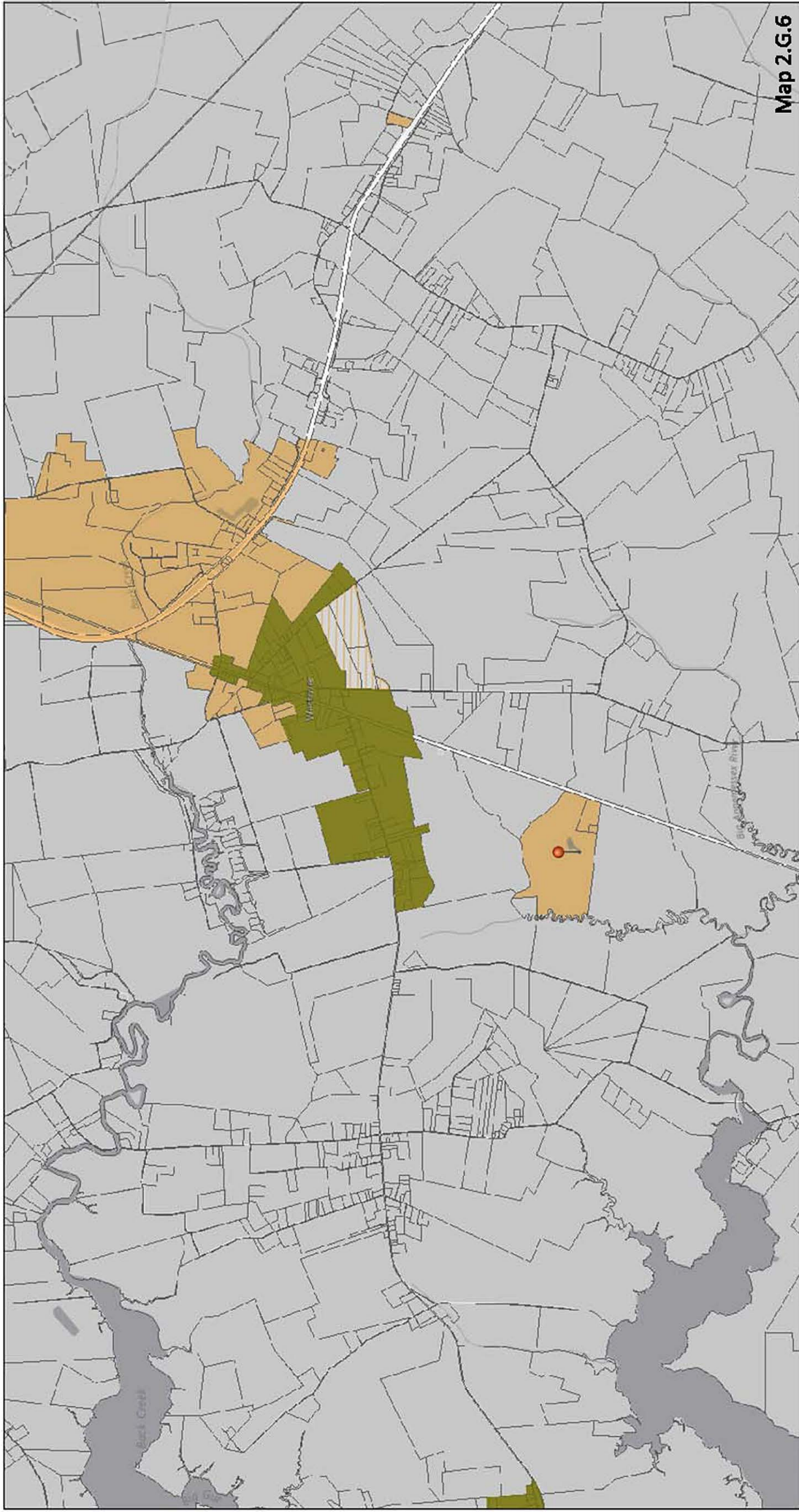
- Rural Villages

**Parcel Boundaries**

- Parcel Boundaries

MD IMAP, MDP, SDAT  
MD IMAP, COMMERCE, DHCD, MDP, MHT, MDOT, DoIT  
Esri, HERE, DeLorme, MapmyIndia, © OpenStreetMap contributors,  
and the GIS user community  
MDP, MD IMap

MARYLAND DEPARTMENT OF  
**PLANNING**



Map 2.G.6

<b>Rural Villages</b>	<b>Enterprise Zones</b>	<b>Municipalities</b>	<b>Priority Funding Areas</b>
Rural Villages	Enterprise Zones	Municipalities	Priority Funding Areas
<b>Parcel Boundaries</b>	<b>Enterprise Zones</b>	<b>Municipalities</b>	<b>Priority Funding Areas</b>
Parcel Boundaries	Enterprise Zones	Municipalities	Heritage Area in Locally Designated Growth Areas
		Municipal PFA	PFA
		Municipal PFA Comment Area	PFA Comment Area
		Annexed but not PFA	

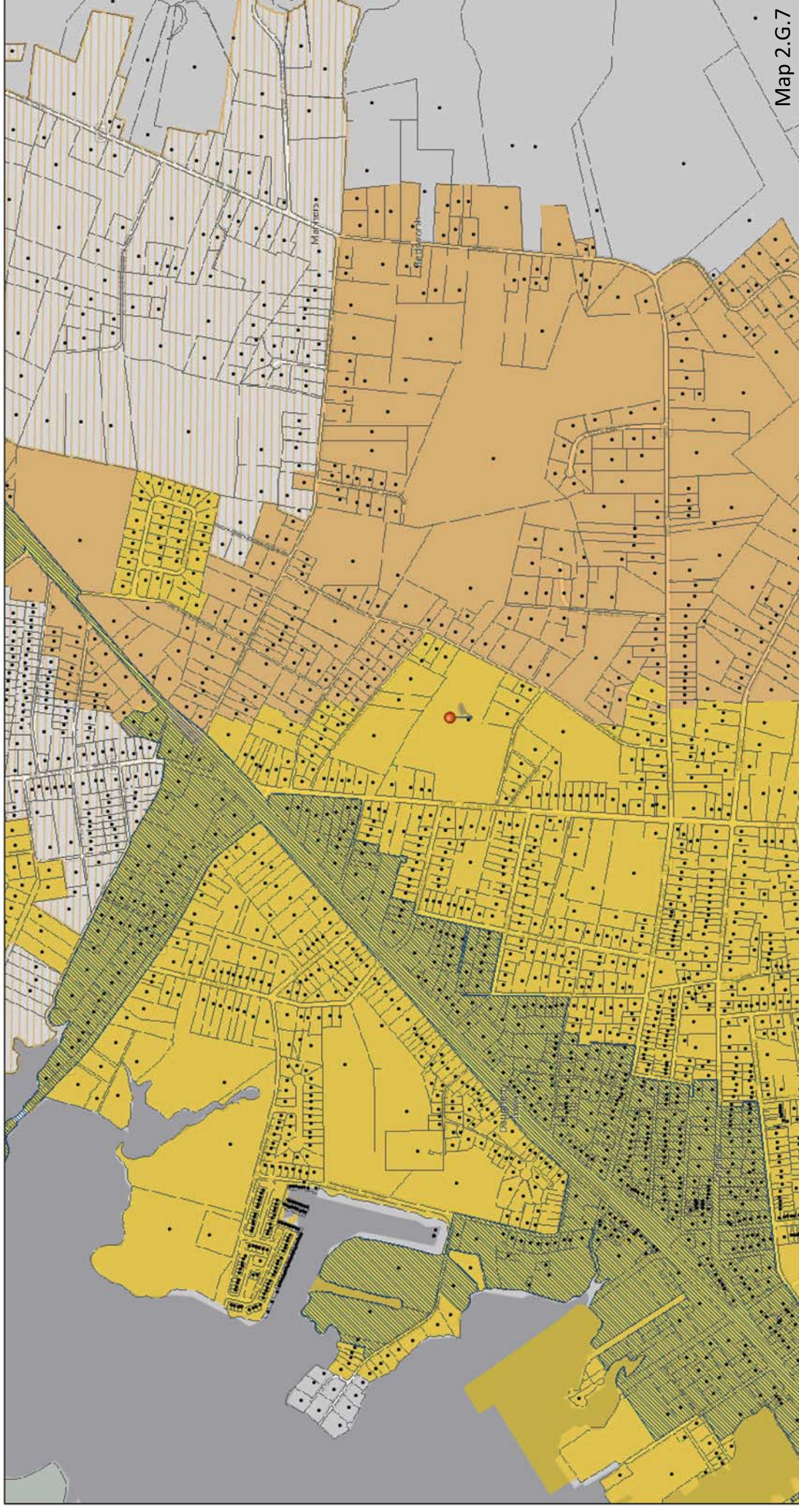
1:41,101

0 0.5 1 1.5 2 mi

0 0.75 1.5 3 km

MD iMAP, MDP, SDAT  
 MD iMAP, COMMERCE, D.HCD, MDP, MHT, MDOT, DoIT  
 Esri, HERE, DeLorme, MapmyIndia, © OpenStreetMap contributors,  
 and the GIS user community  
 MDP, MD iMap

MARYLAND DEPARTMENT OF  
**PLANNING**



**Priority Funding Areas**

- Heritage Area in Locally Designated Growth Areas
- PFA
- PFA Comment Area

**Municipalities**

- Municipal PFA
- Municipal PFA Comment Area
- Annexed but not PFA

**Enterprise Zones**

- Enterprise Zones

**Rural Villages**

- Rural Villages

**Parcel Boundaries**

- Parcel Boundaries

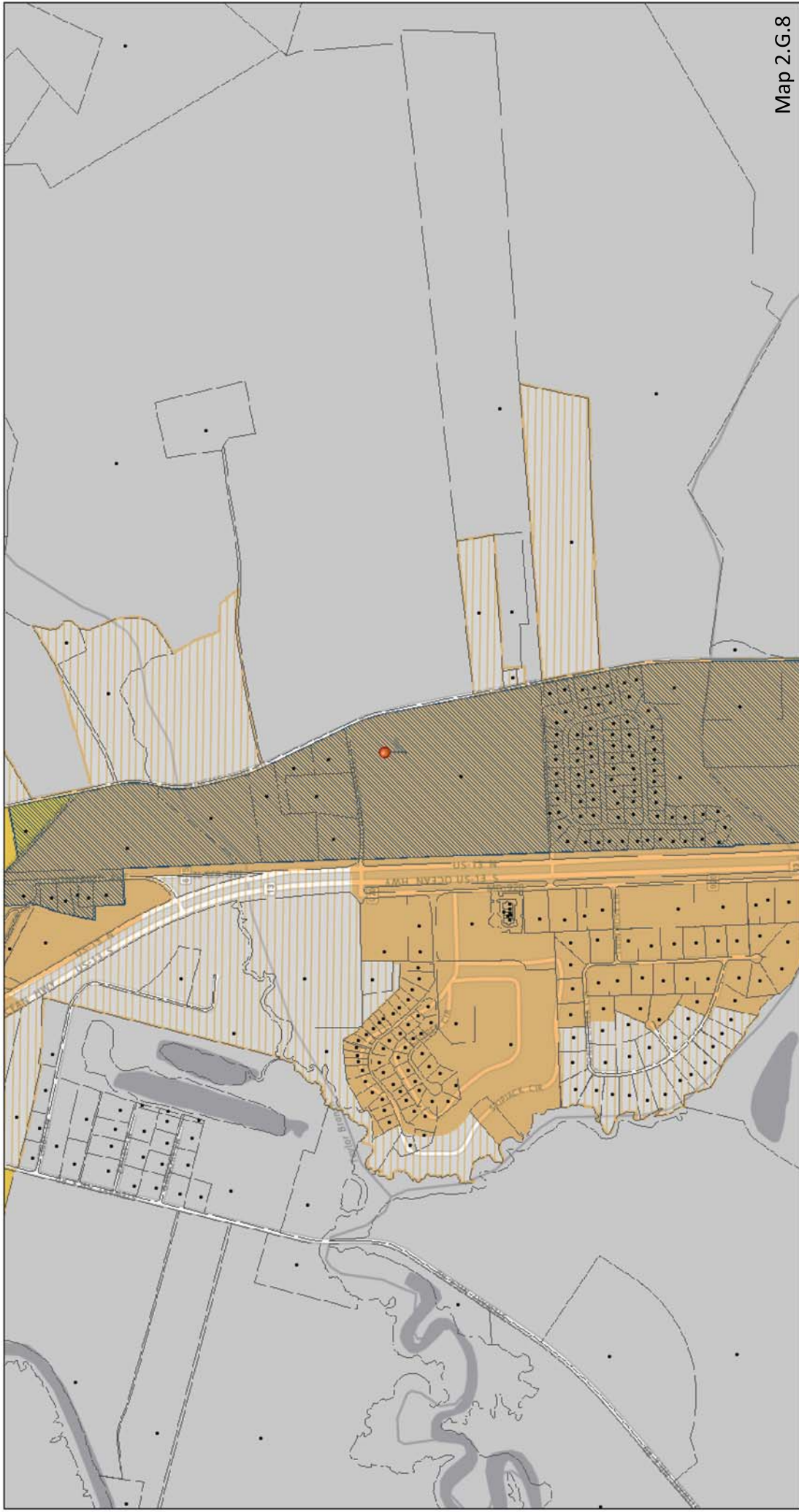
1:10,275

0 0.125 0.25 0.4 0.5 mi

0 0.2 0.4 0.8 km

MD iMAP, MDP, SDAT  
 MD iMAP, COMMERCE, DHCD, MDP, MHT, MDOT, DoIT  
 Esri, HERE, DeLorme, MapmyIndia, © OpenStreetMap contributors,  
 and the GIS user community  
 MDP, MD iMap

MARYLAND DEPARTMENT OF  
  
 PLANNING



**Scale:** 1:10,275  
 0 0.125 0.25 0.5 mi  
 0 0.2 0.4 0.8 km

**Priority Funding Areas**

- Heritage Area in Locally Designated Growth Areas (Diagonal hatching)
- PFA (Light orange)
- PFA Comment Area (Light orange with horizontal lines)

**Municipalities**

- Municipal PFA (Light green)
- Municipal PFA Comment Area (Light green with horizontal lines)
- Annexed but not PFA (Light green with diagonal hatching)

**Enterprise Zones**

- Enterprise Zones (Diagonal hatching)

**Rural Villages**

- Rural Villages (Light green)

**Parcel Boundaries**

- Parcel Boundaries (Thin black lines)

**MD IMap, MDP, SDAT  
 MD IMap, COMMERCE, DHCD, MDP, MHT, MDOT, DoIT  
 Esri, HERE, DeLorme, MapmyIndia, © OpenStreetMap contributors,  
 and the GIS user community  
 MDP, MD IMap**

**MARYLAND DEPARTMENT OF PLANNING**

## *Part 3: Enrollment Data & Projections*

### ***Part 3: Enrollment Data and Projections***

---

Somerset County has seen a slow but steady increase in population over the past decade and is expected to continue in that direction. The enrollment data for Somerset County Public Schools follows the same general trend. The Maryland Department of Planning Enrollment Projections for Somerset County also confirm the prediction of a slow and steady increase. During this time of economic depression coupled with the devastation of Hurricane Sandy, the housing market has been relatively stagnant. As the economy recovers and the County re-builds, it is expected that waterfront housing development will pick up pace and Somerset County will see a greater influx of people and business opportunities from the surrounding areas.

The current county-wide enrollment as of September 2021 was 2,741 students including Pre-K (see Table 3.A.1). The projected county-wide enrollment for 2031 including Pre-K is 2900. Note the Maryland Department of Planning does not include the projected 200+ Pre-Kindergarten students in its projections. Tables 3.A.2 through 3.A.9 show a detailed breakdown of the projected enrollments by grade for each school in the County.

The following chart 3.A.10 maps Somerset County Public Schools' Enrollment Projections from Pre-K through 12<sup>th</sup> grade for each year and compares it to the State totals (averaged over the same time period). The State enrollment numbers are grouped by Elementary (K-5), Intermediate (6-8), and High School (9-12). The general pattern in Somerset County is a projected slow decline in student enrollment from Elementary to Middle School consistently each year. State regulations addressing minimum age attendance requirements could result in greater high school enrollment. Senate Bill 362 passed by the 2012 Maryland General Assembly raised the age of compulsory attendance from 17 to 18 on July 1, 2017.

For many years, the County saw a decline in population, birth rate, and enrollment. Somerset County Public Schools took action to reduce the number of facilities and still maintain the same rigor and diversity of programs. Over the years, schools have been closed or re-organized to address these deficiencies. As of 2019, a stabilized population and a steadily increasing enrollment will require Somerset County Public Schools to provide additional classrooms and modernize existing facilities. In fact, in an attempt to alleviate overcrowding at the two Princess Anne area elementary schools, four locally-owned portable classrooms that were formerly unoccupied were relocated and used as classrooms during the 2015-2016 school year. Following that, another increase in elementary enrollment prompted a comprehensive study to redistrict and/or realign grades in the

**FTE ENROLLMENT PROJECTIONS BY GRADE\***  
(\*FTE = FULL-TIME EQUIVALENT)

**LEA** Somerset County **DATE** JUNE 2022

**School** County-Wide

Enrollments as of September 30TH									
	Actual 2022	Year 1 2023	Year 2 2024	Year 3 2025	Year 4 2026	Year 5 2027	Year 6 2028	Year 7 2029	Year 10 2030
PRE-K	198	210	210	210	210	210	210	210	210
KINDERGARTEN	193	220	250	210	200	220	230	230	250
1st	200	231	223	253	213	203	223	233	243
2nd	220	232	233	225	255	215	205	225	235
3rd	220	190	232	233	225	255	215	205	235
4th	217	202	184	224	225	217	246	208	227
5th	187	210	201	183	223	224	216	245	216
6th	205	228	209	200	182	222	223	215	196
7th	194	206	227	208	199	181	221	222	205
8th	210	199	208	230	210	201	183	224	246
9th	259	225	209	218	241	220	211	192	227
10th	176	198	210	195	204	225	206	197	220
11th	165	194	172	183	170	178	196	179	191
12th	158	164	178	158	168	156	164	180	143
<b>TOTAL</b>	<b>2802</b>	<b>2,909</b>	<b>2,946</b>	<b>2,930</b>	<b>2,925</b>	<b>2,927</b>	<b>2,949</b>	<b>2,965</b>	<b>3,044</b>

**FTE ENROLLMENT PROJECTIONS BY GRADE\***  
(\*FTE = FULL-TIME EQUIVALENT)

**LEA** Somerset County **DATE** JUNE 2022

**School** Deal Island Elementary School

Enrollments as of September 30TH									
	Actual 2022	Year 1 2023	Year 2 2024	Year 3 2025	Year 4 2026	Year 5 2027	Year 6 2028	Year 7 2029	Year 10 2030
PRE-K	12	11	12	11	11	11	11	11	11
KINDERGARTEN	7	8	11	12	14	14	14	12	11
1st	13	13	10	11	12	11	14	13	13
2nd	18	19	20	12	11	12	16	17	13
3rd	16	19	19	20	12	11	12	16	16
4th	17	18	20	19	20	12	11	12	16
5th	14	17	18	20	19	20	12	11	12
6th									
7th									
8th									
9th									
10th									
11th									
12th									
<b>TOTAL</b>	<b>97</b>	<b>105</b>	<b>110</b>	<b>105</b>	<b>99</b>	<b>91</b>	<b>90</b>	<b>92</b>	<b>92</b>

**FTE ENROLLMENT PROJECTIONS BY GRADE\***  
(\*FTE = FULL-TIME EQUIVALENT)

LEA Somerset County DATE JUNE 2022

School Ewell Elementary School

Enrollments as of September 30TH									
	Actual 2022	Year 1 2022	Year 2 2021	Year 3 2022	Year 4 2023	Year 5 2024	Year 6 2025	Year 7 2026	Year 10 2029
PRE-K	0	0	1	0	0	0	1	1	0
KINDERGARTEN	0	0	0	1	0	0	0	1	0
1st	0	0	0	0	1	0	0	0	0
2nd	0	0	0	0	0	1	0	0	1
3rd	1	0	0	0	0	0	1	0	1
4th	0	1	0	0	0	0	0	0	0
5th	0	0	1	0	0	0	0	0	0
6th	0	0	0	1	0	0	0	0	0
7th	1	0	0	0	1	0	0	0	0
8th									
9th									
10th									
11th									
12th									
<b>TOTAL</b>	<b>2</b>	<b>1</b>	<b>1</b>	<b>2</b>	<b>2</b>	<b>1</b>	<b>1</b>	<b>1</b>	<b>2</b>

**FTE ENROLLMENT PROJECTIONS BY GRADE\***  
(\*FTE = FULL-TIME EQUIVALENT)

**LEA** Somerset County **DATE** JUNE 2022

**School** Greenwood Elementary School

Enrollments as of September 30TH									
	Actual 2021	Year 1 2022	Year 2 2023	Year 3 2024	Year 4 2025	Year 5 2026	Year 6 2027	Year 7 2028	Year 10 2031
PRE-K									
KINDERGARTEN									
1st									
2nd	111	128	124	123	139	117	112	123	128
3rd	113	111	128	124	123	139	117	112	128
4th	113	109	107	124	120	119	134	113	124
5th	131	113	109	107	124	120	119	134	119
6th									
7th									
8th									
9th									
10th									
11th									
12th									
<b>TOTAL</b>	<b>468</b>	<b>461</b>	<b>468</b>	<b>478</b>	<b>506</b>	<b>495</b>	<b>482</b>	<b>482</b>	<b>499</b>

**FTE ENROLLMENT PROJECTIONS BY GRADE\***  
(\*FTE = FULL-TIME EQUIVALENT)

**LEA** Somerset County **DATE** JUNE 2022

**School** Princess Anne Elementary School

Enrollments as of September 30TH									
	Actual 2021	Year 1 2022	Year 2 2023	Year 3 2024	Year 4 2025	Year 5 2026	Year 6 2027	Year 7 2028	Year 10 2031
PRE-K	115	120	120	120	120	120	120	120	120
KINDERGARTEN	121	120	136	114	109	120	125	125	136
1st	127	123	122	138	116	111	122	127	132
2nd									
3rd									
4th									
5th									
6th									
7th									
8th									
9th									
10th									
11th									
12th									
<b>TOTAL</b>	<b>363</b>	<b>363</b>	<b>378</b>	<b>372</b>	<b>345</b>	<b>351</b>	<b>367</b>	<b>372</b>	<b>388</b>

**FTE ENROLLMENT PROJECTIONS BY GRADE\***  
(\*FTE = FULL-TIME EQUIVALENT)

**LEA** Somerset County **DATE** JUNE 2022

**School** Carter G. Woodson Elementary School

Enrollments as of September 30TH									
	Actual 2021	Year 1 2022	Year 2 2023	Year 3 2024	Year 4 2025	Year 5 2026	Year 6 2027	Year 7 2028	Year 10 2031
PRE-K	81	80	80	80	80	80	80	80	80
KINDERGARTEN	88	78	88	74	71	78	81	81	88
1st	84	89	79	89	75	72	79	82	86
2nd	57	85	90	80	90	76	73	80	83
3rd	76	57	85	90	80	90	76	73	83
4th	76	74	55	82	87	78	87	74	81
5th	74	76	74	55	82	87	78	87	78
6th									
7th									
8th									
9th									
10th									
11th									
12th									
<b>TOTAL</b>	<b>536</b>	<b>539</b>	<b>551</b>	<b>550</b>	<b>565</b>	<b>561</b>	<b>554</b>	<b>557</b>	<b>579</b>

**FTE ENROLLMENT PROJECTIONS BY GRADE\***  
(\*FTE = FULL-TIME EQUIVALENT)

**LEA** Somerset County **DATE** JUNE 2022

**School** Somerset Intermediate School

Enrollments as of September 30TH									
	Actual 2021	Year 1 2022	Year 2 2023	Year 3 2024	Year 4 2025	Year 5 2026	Year 6 2027	Year 7 2028	Year 10 2031
PRE-K									
KINDERGARTEN									
1st									
2nd									
3rd									
4th									
5th									
6th	207	228	209	200	182	222	232	222	222
7th	197	206	227	208	199	181	221	231	221
8th									
9th									
10th									
11th									
12th									
<b>TOTAL</b>	<b>404</b>	<b>434</b>	<b>436</b>	<b>408</b>	<b>381</b>	<b>403</b>	<b>453</b>	<b>453</b>	<b>443</b>

**FTE ENROLLMENT PROJECTIONS BY GRADE\***  
(\*FTE = FULL-TIME EQUIVALENT)

**LEA** Somerset County **DATE** JUNE 2022

**School** Crisfield Academy & High School

Enrollments as of September 30TH									
	Actual 2021	Year 1 2022	Year 2 2023	Year 3 2024	Year 4 2025	Year 5 2026	Year 6 2027	Year 7 2028	Year 10 2029
PRE-K									
KINDERGARTEN									
1st									
2nd									
3rd									
4th									
5th									
6th									
7th									
8th	81	74	77	85	78	75	68	83	83
9th	86	85	78	81	89	82	79	72	87
10th	98	81	80	73	76	83	77	74	82
11th	80	86	71	70	64	66	73	67	72
12th	70	74	79	66	65	59	61	67	55
<b>TOTAL</b>	<b>415</b>	<b>400</b>	<b>385</b>	<b>375</b>	<b>372</b>	<b>365</b>	<b>358</b>	<b>363</b>	<b>379</b>

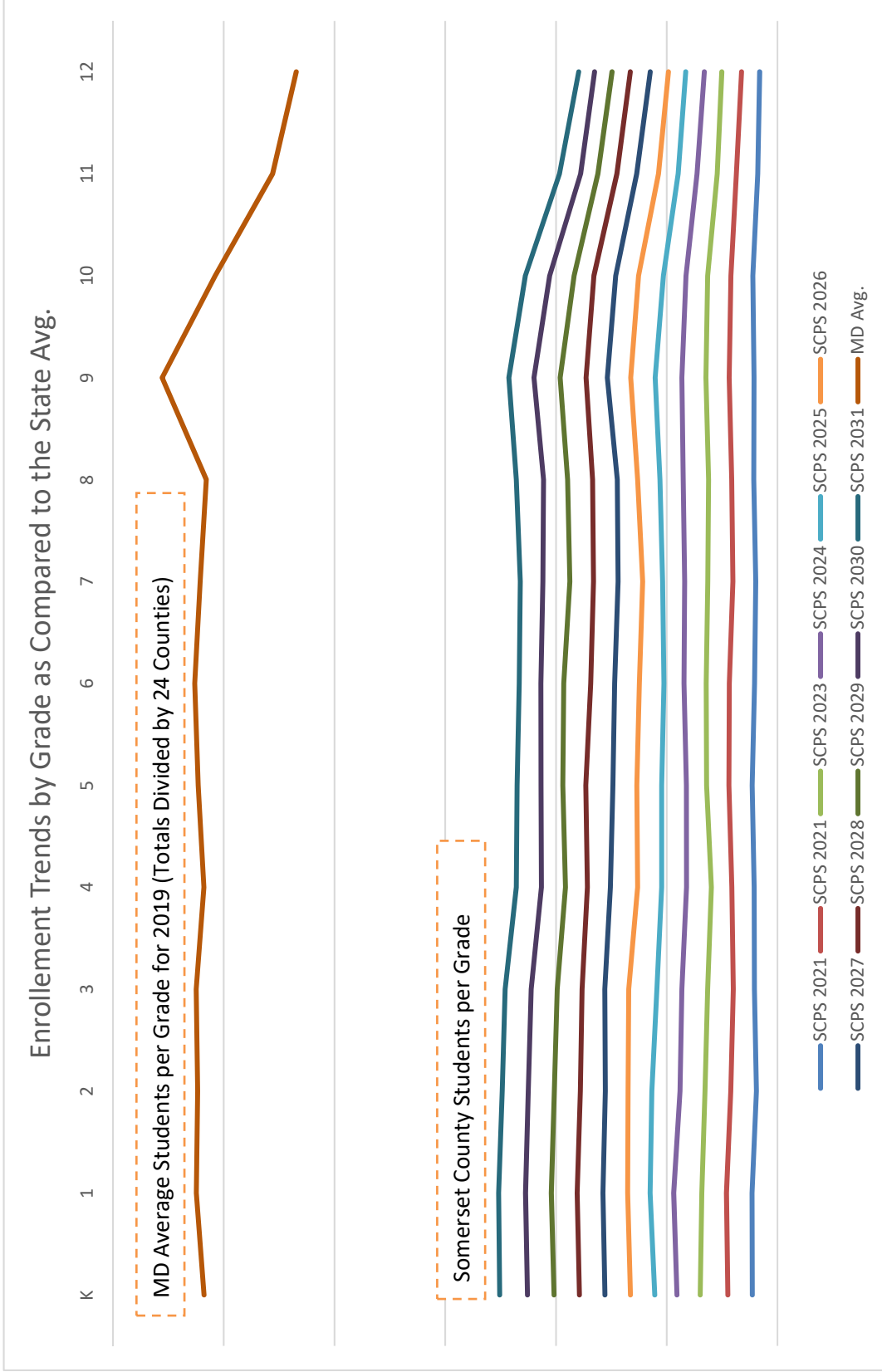
**FTE ENROLLMENT PROJECTIONS BY GRADE\***  
(\*FTE = FULL-TIME EQUIVALENT)

**LEA** Somerset County **DATE** JUNE 2022

**School** Washington Academy & High School

Enrollments as of September 30TH									
	Actual 2021	Year 1 2022	Year 2 2023	Year 3 2024	Year 4 2025	Year 5 2026	Year 6 2027	Year 7 2028	Year 10 2029
PRE-K									
KINDERGARTEN									
1st									
2nd									
3rd									
4th									
5th									
6th									
7th									
8th	134	126	132	145	133	127	116	141	141
9th	126	141	132	139	152	140	133	122	148
10th	125	118	132	124	130	142	131	124	114
11th	98	109	103	115	108	113	124	114	120
12th	91	90	100	95	106	99	104	114	91
<b>TOTAL</b>	<b>574</b>	<b>584</b>	<b>599</b>	<b>618</b>	<b>629</b>	<b>621</b>	<b>608</b>	<b>615</b>	<b>614</b>

**Chart 3.A.10: Projected Enrollment Trends (2021-2031)**



## ***Part 4: Inventory & Evaluation of Facilities***

## ***Part 4: Inventory and Evaluation of Existing Facilities***

---

The Somerset County Board of Education continues to evaluate the needs of the ever-changing community and strives to provide safe and positive learning environments for its students. In the past fifteen years both Washington Academy/High School and Carter G. Woodson Elementary have undergone major renovations and a new intermediate school, Somerset Intermediate School, has been built. Greenwood Elementary School underwent a systemic renovation replacing the existing HVAC system with a highly efficient geothermal system, a roof replacement, and ceiling and lighting replacements in 2015. An envelope improvement project was complete at Greenwood Elementary over the summer of 2022. A complete roof replacement was also recently completed at Princess Anne Elementary School. A complete roof replacement was completed at Crisfield Academy & High School in the summer of 2020. These projects are a great example of a concerted effort by both the County and the State to maintain and prolong the life of these community facilities. In the fall of 2019, the Somerset County Technical High School opened to replace the existing 1976 J.M. Tawes Technology & Career Center.

Deal Island Elementary underwent systemic renovations in 2009 but the building still lacks comprehensive energy efficiency with its original windows, doors and lighting. Replacement of the 30-40 year old doors and windows along with the lighting will eventually be required. Crisfield Academy and High School received a lighting replacement as a part of the FY13 CIP Energy Efficiency Initiative. A cooperative-use renovation/addition project at Crisfield Academy and High School was completed in the fall of 2017 as a part of the FY2016 Capital Improvement Program. The project involved the incorporation of a five-classroom Head Start early learning center into the existing school as well as renovations to the existing locker rooms and support spaces for the high school. Funds for the Head Start project were provided through the Department of Housing and Community Development's Community Development Block Grant in response to the devastation that Crisfield suffered during Hurricane Sandy. Although the roof of Princess Anne Elementary School was recently replaced, the entire 'open-space' school is inadequate to accommodate an ever-growing population of elementary age children in the Princess Anne area. The realignment of Greenwood Elementary and Princess Anne Elementary Schools has alleviated the overcrowding at Princess Anne Elementary temporarily but the overall problem will need to be addressed more permanently in the long term.

The Ewell Elementary School on Smith Island has undergone limited renovations including a new roof and door and window repair. Local funds have been used to make the facility moth ball ready. Proposals have been raised to close the school due to no student enrollment for 23/24 year but no agreement for that process has been reached. Due to the

remoteness of the school's location, standard construction costs are increased by as much as 300-400 percent. The school's low and declining enrollment makes it ineligible for traditional Capital Improvement Program funding.

#### **A. Technology in Somerset County Schools**

All of the schools in Somerset County have a complete wiring system for transmitting voice, video and data. Each building supports a local area network (LAN) consisting of at least one server, high speed switches, and at least one computer in every classroom and office connected to the network. Each school network is connected to the school system wide area network (WAN) for communications, data storage and internet access. All of our buildings have Wi-Fi installed with total coverage of instructional areas.

In the late 1990's the State of Maryland funded technology grants for infrastructure projects in schools. All of the schools in Somerset County participated in this initiative and were wired for network and internet access. Six of the ten schools are still using the wiring installed in 1998 & 1999. With the support of the local Board of Education, the County Commissioners and the State of Maryland, the infrastructure in four of our buildings has been updated through two renovation projects, a grant funded re-wiring project and the building of a brand new school. All of our classrooms are connected to the Somerset County wide area network which provides connectivity throughout the school system as well as internet access for every student and staff member. Our Internet connection, provided through networkMaryland, has seen an increase from the initial 300 Mbps speed, to 400 Mbps, 1,000 Mbps and now to 3,000 Mbps. In 2013-14 eight of the ten schools were connected to the broadband network provided by the Maryland Broadband Network grant, allowing an increase of available bandwidth between schools to 10 Gbps. One elementary school had Comcast Internet installed in 2018 with VPN tunneling back to the network. The remaining school is located at a remote location with no broadband services available and therefore is still using a T-1 line for connection to the network. This school is seeing a negative impact in online testing and with online educational opportunities.

Future emphasis should be placed on updating old network wiring and replacing ageing network switches. Doing so will open the pathway for modern voice and video capabilities in those buildings. Broadband services may have to be created for the building with a T-1 line. Plans to improve existing network infrastructure to support the

**TABLE 4.B.1 SCHOOL INVENTORY DATA  
SOMERSET COUNTY PUBLIC SCHOOLS**

SCHOOL	GRADES	SITE (ACRES)	ORIGINAL CONSTRUCTION		ADDITIONS			TOTAL SIZE (S.F.)	# OF CLASS ROOMS	# OF TEACHING STATIONS	IAC CAPACITY	ENROLLMENT 2018-2019	2018-2019 % OF CAPACITY	SPECIAL ED. CLASSROOMS		SPECIAL PURPOSE ROOMS		OVERALL FACILITY EVALUATION
			YEAR	SIZE (S.F.)	COST	YEAR	SIZE (S.F.)							COST	#	INTENSITY	#	
Deal Island Elementary School	Pre-K - 5	8.9	1942	11,378 (demo-ed)		1968 1978	7,200 22,262	29,462	6	8	157	137	87%	1		5	A, MP, R, Me, H	Good
Ewell Elementary School	Pre-K - 7	0.75	1962	4,565		1979	4,049	8,614	5	4	92	6	7%	1		1	MP	Poor
Greenwood Elementary School	Pre-K - 5	11.9	1961	23,504		1982 1995 2014	29,337 10,279 400	63,520	19	34	526	486	92%	2		6	Me, A, Mu, Com, C, G	Good
Princess Anne Elementary School	Pre-K - 5	5.0	1979	36,532		1990 1996	4,100 3,142	43,774	18	18	399	372	93%	1		4	e, A, Mu, MP, C	Fair
Woodson Elementary School	Pre-K - 5	6.0	1975	64,228		2006	4,483	68,711	28	36	636	550	86%	3		6	Me, MP, Ca, Mu, A, Com, E	Very Good
Somerset Intermediate School	6-7	20.0	2008	77,652				77,652	20	19	404	403	100%	1		8	T, Me, Ca, Com, G, Mu, H, A, E	Very Good
Crisfield Academy & High School	8-12	36.5	1952	40,792		1973 1997 2017	53,208 348 1,929	96,277	18	27	542	400	74%	2		8	u, Me, Ca, Com, G, Mu, A, T, E, H	Fair
Washington Academy & High School	8-12	32.1	1978	130,000				130,000	33	33	787	576	73%	3		10	u, Me, Ca, Com, G, Mu, A, T, E, H	Very Good
Board of Education / Alternative Learning Center	8-12	139.1	1976	49,500				49,500	13	18	250	-	-	0		0	MP, T	Poor
Somerset County Technical High School	7-12	12.4	2019	103,846	\$38,118,630			103,846	18	31	400	-	-	0		19	Com, T, MP	Very Good
								<b>671,356</b>			<b>3,543</b>	<b>2,930</b>	<b>83%</b>					

\* NOTES 1. Special Purpose Rooms: A-Art, Au-Auditorium, C-Cafeteria, Com-Computer Lab, E-ELL, El-Early Intervention, EN-Enrichment, G-Gymnasium, GT-Gifted & Talented, H-Home Economics, Me-Media Center, Mu-Music, R-Reading Lab, S-Speech Therapy, T-Technology Education, MP - Multi-Purpose Space

# FACILITIES INVENTORY

## TABLE 4.B.2

IAC/PSCP FORM 101.1

LEA: \_\_\_\_\_ SOMERSET COUNTY DATE: \_\_\_\_\_ JUNe 2022

SCHOOL NAME & ADDRESS	GRADES	SRC	PRIOR FALL ENROLLMT 2019	% UTIL	ACREAGE	BUILDING DATA		PHYSICAL COND	COMMENTS
						DATE	SQ. FT.		
PSC # 19.007 <b>Deal Island Elementary School</b> 23275 Lola Wheatley Road Deal Island, Maryland 21821	Pre-K - 5	157	139	89%	8.90	1942 1968 1979	Totals by Year 11,378 7,200 29,462	Good	<p><b>Site:</b> Bus lanes and Parking lot re-paved in 2001. Front sidewalk was replaced in the summer of 2016.</p> <p><b>HVAC:</b> March of 2009 a new Geothermal system was installed including wells, 1 ERV, roof-top units, and water source heat pumps.</p> <p><b>Roof:</b> Roof replaced in 2009</p> <p><b>Technology:</b> T-1 Service to building, 1999 CAT5 wiring. No wireless coverage in school. 6 promethcan boards.</p> <p><b>Security:</b> Installed new security system including access control, surveillance, and communication at one primary entrance, a video surveillance system for entire school, 2-way radio system, and installation of interior security doors. FY14 SI funding. A card swipe access control system was installed summer of 2015. A visitor management system was installed in 2017 which runs sex offender background checks on all visitors to the school.</p> <p><b>Other:</b> 2009 80kw diesel-powered Emergency Generator serves whole building. Upgraded fire alarm system 2014.</p>
PSC # 19.011 <b>Ewell Elementary School</b> 4005 Smith Island Road Ewell, Maryland 21824	Pre-K - 7	92	8	9%	0.75	1962 1979	4,565 8,614	Fair	<p><b>General Info:</b> Due to the school's location on a remote island, only accessible by boat, construction costs are 3 to 4 times higher than work on the mainland.</p> <p><b>HVAC:</b> 1 boiler original from 1962, 2 unit ventilators 1972 &amp; 2005, and 3 window units - all in fair condition.</p> <p><b>Roof:</b> Roof replaced in 1990 in very poor condition.</p> <p><b>Technology:</b> T-1 Service to building, 1999 CAT5 wiring. No wireless coverage in school. 1 promethcan board.</p> <p><b>Security:</b> Installed new security system including access control, surveillance, and communication at one primary entrance and a 2-way radio system for the school. FY14 SI funding.</p> <p><b>Other:</b> Upgraded fire alarm system 2014.</p>

# FACILITIES INVENTORY

## TABLE 4.B.2

IAC/PSCP FORM 101.1

LEA: \_\_\_\_\_ SOMERSET COUNTY DATE: \_\_\_\_\_ JUNE 2023

SCHOOL NAME & ADDRESS	GRADES	SRC	PRIOR FALL ENRL LMT 2019	% UTIL	ACREAGE	BUILDING DATA		PHYSICAL COND	COMMENTS
						DATE	SQ. FT.		
PSC # 19.014 <b>Greenwood Elementary School</b> 11412 Dryden Road Princess Anne, Maryland 21853	2-5	526	468	89%	11.90	Totals by Year 1961 23,504 1982 52,841 1995 63,120 2014 63,520		Good	<b>HVAC:</b> 2014-2015 New geothermal HVAC system including well field, replacement of rooftop units and unit ventilators throughout the school and new mechanical room. <b>Roof:</b> New 4-ply system roof installed in 2014-2015. <b>Electrical:</b> Lighting replacement in all corridors in 2014-2015 T-8 <b>Finishes:</b> All existing ceilings were replaced with new ACT in 2014-2015. Minor floor and base patching related to HVAC work. Gym floor to be re-sanded and new graphics summer of 2016. <b>Technology:</b> Broadband Service to building, 1998 CAT5 wiring. Partial wireless coverage in school. 28 promethan boards <b>Relocatables:</b> (2) Locally-owned relocatable classrooms. <b>Security:</b> Installed new security system including access control, surveillance, and communication at one primary entrance, and a 2-way radio system for the school. A card swipe access control system was installed summer of 2015. A visitor management system was installed in 2017 which runs sex offender background checks on all visitors to the school. A new security camera system was installed in the summer of 2018. <b>Other:</b> 2014/2015 HVAC renovation included installation of a generator transfer switch.
PSC # 19.010 <b>Princess Anne Elementary School</b> 11576 Lankford Street Princess Anne, Maryland 21853	Pre-K - 1	399	363	91%	5.00	1979 36,532 1990 40,632 1996 43,774	Fair	<b>Site:</b> Bus lanes and parking lot re-paved in 2001. Additional parking lot added in 2002. <b>HVAC:</b> 2 boilers 2009, unit ventilators 2007, and rooftop units 1996 - all in good condition. <b>Roof:</b> 2016 New metal and built-up roof. <b>Finishes:</b> 2015 - all existing carpet was replaced with new VCT. Media center and offices replaced with new carpet. Gym floor was replaced summer of 2016 with seamless rubber flooring. <b>Technology:</b> Broadband Service to building, 1999 CAT5 wiring. Partial wireless coverage in school. 26 promethan boards. <b>Relocatables:</b> (2) Locally-owned relocatable classrooms. <b>Security:</b> Installed new security system including access control, surveillance, and communication at one primary entrance as well as fencing around the perimeter of the school, and a 2-way radio system for the school. A card swipe access control system was installed summer of 2015. A visitor management system was installed in 2017 which runs sex offender background checks on all	

# FACILITIES INVENTORY

## TABLE 4.B.2

IAC/PSCP FORM 101.1

LEA: \_\_\_\_\_ SOMERSET COUNTY DATE: \_\_\_\_\_ JUNE 2023

SCHOOL NAME & ADDRESS	GRADES	SRC	PRIOR FALL ENRL/MT 2019	% UTIL	ACREAGE	BUILDING DATA		PHYSICAL COND	COMMENTS
						DATE	SQ. FT.		
PSC # 19.005 Carter G. Woodson Elementary School 281A Woodson School Road Crisfield, Maryland 21817	Pre-K - 5	636	536	84%	6.00	1975 2006	Totals by Year 64,228 68,711	Very Good	<p><b>General Info:</b> 2006 School renovation/addition with only existing slab, exterior walls, and roof deck remaining.</p> <p><b>Site:</b> Parking lot re-paved in 2000.</p> <p><b>HVAC:</b> In 2006 a new Geothermal system was installed including wells, 4 ERV's, 1 roof-top unit, 3 split-units, and water source heat pumps.</p> <p><b>Roof:</b> New roof with 2006 systemic renovation.</p> <p><b>Technology:</b> Broadband Service to building, 2005 CAT5e wiring. Partial wireless coverage in school. 31 promethean boards</p> <p><b>Relocatables:</b> (2) Locally-owned relocatable classrooms.</p> <p><b>Security:</b> Installed new security system including access control, surveillance, and communication at one primary entrance as well as fencing around the perimeter of the school, and a 2-way radio system for the school. FY14 SI funding. A card swipe access control system was installed summer of 2015. A visitor management system was installed in 2017 which runs sex offender background checks on all visitors to the school.</p> <p><b>Other:</b> 2006 130kw diesel-powered Emergency Generator serves emergency lights, telephones, and kitchen refrigerator/freezer.</p>
PSC # 19.001 Somerset Intermediate School 7970 Tawes Campus Drive Westover, Maryland 21871	6 - 7	404	404	100%	20.00	2008	77,652	Very Good	<p><b>HVAC:</b> New school built in 2008, a Geothermal system was installed including wells, 5 ERV's, 4 roof-top units, and water source heat pumps.</p> <p><b>Roof:</b> Built in 2008.</p> <p><b>Technology:</b> Broadband Service to building, 2006 CAT5e &amp; CAT6 wiring. Wireless coverage throughout school.</p> <p>28 promethean boards.</p> <p><b>Security:</b> Installed new security system including access control, surveillance, and communication at one primary entrance and replaced damages DVRs which are a part of the video surveillance system for the school, and a 2-way radio system for the school. FY14 SI funding. A card swipe access control system was installed summer of 2015.</p> <p><b>Other:</b> 2008 110kw diesel-powered Emergency Generator serves emergency lights, telephones, and kitchen refrigerator/freezer.</p>

# FACILITIES INVENTORY

## TABLE 4.B.2

IAC/PSCP FORM 101.1

LEA: SOMERSET COUNTY DATE: JUNE 2023

SCHOOL NAME & ADDRESS	GRADES	SRC	PRIOR FALL ENRL/MT 2019	% UTIL	ACREAGE	BUILDING DATA		PHYSICAL COND	COMMENTS
						DATE	SQ. FT.		
PSC # 19.004 <b>Crisfield Academy &amp; High School</b> 210 N. Somerset Avenue Crisfield, Maryland 21817	8 - 12	526	415	79%	36.50	Totals by Year 1952 40,792 1973 94,000 1997 94,348 2017 96,277		Fair	<p><b>Site:</b> Parking lot and bus lanes re-paved in 2002.  <b>HVAC:</b> 2 boilers 2005, unit ventilators 1995, and rooftop units 1995 - all in fair condition. Existing boiler heats domestic water, considering replacement with instant hot water heaters to eliminate the need to run the boiler during the cooling season.  <b>Roof:</b> Roof replaced in 1995.  <b>Electrical:</b> Lighting fixture replacement throughout school completed August 2014.  <b>Technology:</b> Broadband Service to building, 2012 CAT6 wiring. Wireless coverage throughout school. 7 promethean boards.  <b>Security:</b> Installed new security system including access control, surveillance, and communication at one primary entrance, and a 2-way radio system for the school. A card swipe access control system was installed summer of 2014.  <b>Other:</b> 1974 30kw gas-powered Emergency Generator serves emergency lights only. 2008 addition was detached 1200sf athletic equipment storage building. Interior bleachers were replaced in 2017. Locker rooms and weight room underwent comprehensive renovations in 2017-2018.</p>
PSC # 19.002 <b>Washington Academy &amp; High School</b> 10902 Old Princess Anne Road Princess Anne, Maryland 21853	8 - 12	787	574	73%	32.14	1978 2011	130,000 130,000	Very Good	<p><b>Site:</b> Parking lot re-paved in 2000.  <b>HVAC:</b> Entire School renovated in 2011, a Geothermal system was installed including wells, 8 ERV's, 4 split units, and water source heat pumps.  <b>Roof:</b> New roof with 2011 renovation.  <b>Technology:</b> Broadband Service to building, 2010 CAT6 wiring. Wireless coverage throughout school. 11 promethean boards.  <b>Relocatables:</b> (3) Locally-owned relocatables unoccupied.  <b>Security:</b> Installed new security system including access control, surveillance, and communication at one primary entrance, and a 2-way radio system for the school. Card swipe system was installed as part of the 2011 renovation.  <b>Other:</b> Bleacher replacement at exterior football fields completed August 2014. 2011 Renovation included 1500kw diesel-powered Emergency Generator which serves the entire school. 2007 addition was detached 1200sf athletic equipment storage building. Interior bleachers were replaced in 2017.</p>

# FACILITIES INVENTORY

## TABLE 4.B.2

IAC/PSCP FORM 101.1

LEA: \_\_\_\_\_ SOMERSET COUNTY DATE: \_\_\_\_\_ JUNE 2023

SCHOOL NAME & ADDRESS	GRADES	SRC	PRIOR FALL ENROLLMT		% UTIL	ACREAGE	BUILDING DATA		PHYSICAL COND	COMMENTS
			2019				DATE	SQ. FT.		
PSC # 19.003 Board of Education / Alternative Learning Center 7982 Tawes Campus Drive Westover, Maryland 21871	8 - 12	250	N/A		N/A	139.10	1976	49,500	Poor	<p><b>General Info.:</b> Feasibility study completed in 2015, FY16 planning request / FY18 funding request anticipated fore replacement school.</p> <p><b>Site:</b> Parking lot and bus lanes re-paved in 2001.</p> <p><b>HVAC:</b> 3 boilers 1998 and 19 rooftop units (17-1998 &amp; 2-2010) - all in fair condition.</p> <p><b>Roof:</b> New Roof in 2002.</p> <p><b>Technology:</b> Broadband Service to building, 1999 CAT5 wiring. Partial wireless coverage in school. 4 promethan boards.</p> <p><b>Security:</b> Installed new security system including access control, surveillance, and communication at two primary entrances, and a 2-way radio system for the school. A card swipe access control system was installed summer of 2015.</p>
PSC # 19.017 Somerset County Technical High School 7994 Tawes Campus Drive Westover, Maryland 21871	7-12	400	N/A		N/A	7.62	2019	103,846	Very Good	

**DETAILED INVENTORY  
BY SCHOOL**

TABLE 4.B.3

LEA: SOMERSET COUNTY      DATE: JUNE 2023

SCHOOL NAME & ADDRESS	ACRE- AGE	BUILDING DATA		CONDITION									
		DATE	SQ. FT. TOTAL		BUILDING SYSTEM	DESCRIPTION	DATE OF INSTALL	ORIGINAL COST	CONTRACTOR	EXPECTED USEFUL LIFE	DATE OF NEXT REPLACE MENT	EXPECTED COST	
PSC # 19.011  Ewell Elementary School 4005 Smith Island Road Ewell, Maryland 21824	0.75	1962 1979	4,565 8,614	Fair									
<b>ROOF</b>													
<b>WINDOWS</b>													
<b>DOORS</b>													
<b>HVAC</b>													
<b>GENERATOR</b>													
<b>TECHNOLOGY WIRING</b>													
<b>PARKING LOT</b>													
<b>SIDEWALKS</b>													
<b>FLOORING</b>													
<b>CEILINGS</b>													
<b>LIGHTING</b>													
<b>PROMETHEAN BOARDS</b>													
<b>FIRE ALARM</b>													
<b>BURGLAR ALARM</b>													
<b>AUTOMATIC SPRINKLERS</b>													
<b>ACCESS CONTROL</b>													
<b>VIDEO CAMERAS</b>													
<b>OUT BUILDINGS</b>													
<b>OTHER</b>													

**DETAILED INVENTORY  
BY SCHOOL**

TABLE 4.B.3

LEA: SOMERSET COUNTY      DATE: JUNE 2023

SCHOOL NAME & ADDRESS	ACRE- AGE	BUILDING DATA		CONDITION									
		DATE	SQ. FT. TOTAL		BUILDING SYSTEM	DESCRIPTION	DATE OF INSTALL	ORIGINAL COST	CONTRACTOR	EXPECTED USEFUL LIFE	DATE OF NEXT REPLACE MENT	EXPECTED COST	
PSC # 19.007 Deal Island Elementary School 23275 Lola Wheatley Road Deal Island, Maryland 21821	8.90	1942	11,378	Good									
		1968	7,200										
		1979	29,462										
<b>ROOF</b>													
<b>WINDOWS</b>													
<b>DOORS</b>													
<b>HVAC</b>													
<b>GENERATOR</b>													
<b>TECHNOLOGY WIRING</b>													
<b>PARKING LOT</b>													
<b>SIDEWALKS</b>													
<b>FLOORING</b>													
<b>CEILINGS</b>													
<b>LIGHTING</b>													
<b>PROMETHEAN BOARDS</b>													
<b>FIRE ALARM</b>													
<b>BURGLAR ALARM</b>													
<b>AUTOMATIC SPRINKLERS</b>													
<b>ACCESS CONTROL</b>													
<b>VIDEO CAMERAS</b>													
<b>OUT BUILDINGS</b>													
<b>OTHER</b>													

**DETAILED INVENTORY  
BY SCHOOL**

TABLE 4.B.3

LEA: SOMERSET COUNTY      DATE: JUNE 2023

SCHOOL NAME & ADDRESS	ACRE- AGE	BUILDING DATA		CONDITION				
		DATE	SQ. FT.		EXPECTED USEFUL LIFE		DATE OF NEXT REPLACE MENT	EXPECTED COST
PSC # 19.014 <b>Greenwood Elementary School</b> 11412 Dryden Road Princess Anne, MD 21853	11.90	1961 1982 1995 2014	TOTAL 23,504 52,841 63,120 63,520	Good				
BUILDING SYSTEM	DESCRIPTION	DATE OF INSTALL	ORIGINAL COST	CONTRACTOR	EXPECTED USEFUL LIFE		DATE OF NEXT REPLACE MENT	EXPECTED COST
<b>ROOF</b>	4-PLY BUILT-UP / TECTUM & METAL DECK	2015	\$1,409,000	WHITING-TURNER / IRONSHORE	25	YRS	2040	
<b>WINDOWS</b>	ORIGINAL WIRE GLASS	1995			25	YRS	<b>OVERDUE</b>	
<b>DOORS</b>	ORIGINAL STEEL	2022						
<b>HVAC</b>	GEO THERMAL / WSHP ROOF TOP UNITS VRF CASSETTES	2015	\$4,730,700	WHITING-TURNER / J.M. ZIMMER	30	YRS	2045	
<b>GENERATOR</b>	TRANSFER SWITCH ONLY	2015		WHITING-TURNER / TOMEY ELEC.				
<b>TECHNOLOGY WIRING</b>	CAT5	1998			5	YRS	PARTIAL WIRELESS	
<b>PARKING LOT</b>	ASPHALT				15	YRS		
<b>SIDEWALKS</b>	PAVEMENT							
<b>FLOORING</b>	CARPET / VCT / VAT			Value Carpet	10	YRS		
<b>CEILINGS</b>	ACT	2015		WHITING-TURNER / MASTER ACOUSTICAL				
<b>LIGHTING</b>	T-8	2015		WHITING-TURNER / TOMEY ELEC.				
<b>PROMETHEAN BOARDS</b>	28 PROMETHEAN BOARDS							
<b>FIRE ALARM</b>	UPGRADED TO INCLUDE MONITORING	2014		DELMARVA T & C	8	YRS	2022	
<b>BURGLAR ALARM</b>	GE SECURITY	2013	\$900	ALARM ENGINEERING	8	YRS	2021	
<b>AUTOMATIC SPRINKLERS</b>	NOT APPLICABLE	-	-	-	-	-	NEEDED	\$165,000
<b>ACCESS CONTROL</b>	AIPHONE (BUZZ-IN)	2014	\$1,708	ASG SECURITY	8	YRS	2022	
	CARD READERS (5)	2015	\$16,284	TYCO INTEGRATED	8	YRS	2023	
<b>VIDEO CAMERAS</b>	AVIGILON	2019		ARK SYSTEMS	8	YRS	2027	
<b>OUT BUILDINGS</b>	400 SF MECHANICAL BLDG	2014		WHITING-TURNER	25	YRS	2039	
	(2) LOCAL-OWNED PORTABLES	2015		KB COLDIRON				
<b>OTHER</b>	MITEL VOIP PHONE SYSTEM	2019		ARK SYSTEMS	8	YRS	2027	

**DETAILED INVENTORY  
BY SCHOOL**

TABLE 4.B.3

LEA: SOMERSET COUNTY      DATE: JUNE 2023

SCHOOL NAME & ADDRESS	ACRE- AGE	BUILDING DATA		CONDITION					
		DATE	SQ. FT.						
PSC # 19.010 Princess Anne Elementary School 11576 Lankford Street Princess Anne, MD 21853	5.00	1979	36,532	Fair					
		1990	40,632						
		1996	43,774						
			TOTAL						
BUILDING SYSTEM	DESCRIPTION	DATE OF INSTALL	ORIGINAL COST	CONTRACTOR	EXPECTED USEFUL LIFE	DATE OF NEXT REPLACEM ENT	EXPECTED COST		
ROOF	METAL AND BUILT-UP	2016	\$1,317,000	IRONSHORE	25	YRS	2041		
WINDOWS	ORIGINAL WIRE GLASS	1979			25	YRS	<b>OVERDUE</b>		
DOORS	(4) INT. DOORS ADDED FRONT ENTRY DOORS	2014 2016*	15500 10,000	CHARLES BROWN	15	YRS	2030		
HVAC	(2) BOILERS UNIT VENTILATORS ROOF-TOP UNITS	2009 2007 2003	\$76,985	AUSTIN COX					
GENERATOR	N/A	-	-	-					
TECHNOLOGY WIRING	CAT5	1999					PARTIAL WIRELESS		
PARKING LOT	ASPHALT	2002			15	YRS	2017		
SIDEWALKS	PAVEMENT								
FLOORING	VCT / CARPET SYNTHETIC RUBBER GYM FLOOR	2015 2016*	49659 45,000	VALUE CARPET GERFLOR	15 20	YRS	2030 2036		
CEILINGS	ACT								
LIGHTING	PARKING LOT LIGHTS	2007	\$12,000	AET ELECTRIC					
PROMETHEAN BOARDS	26 PROMETHEAN BOARDS								
FIRE ALARM	NEW PANEL & CELL DIALER	2016*	\$3,179	DELMARVA TIME & CONTROL					
BURGLAR ALARM	GE SECURITY	2013	\$900	ALARM ENGINEERING	8	YRS	2021		
AUTOMATIC SPRINKLERS	NOT APPLICABLE	-	-	-	-	-	NEEDED		
ACCESS CONTROL	AIPHONE (BUZZ-IN)	2014	\$1,708	ASG SECURITY	8	YRS	2022		
	CARD READERS (6)	2015	\$16,684	TYCO INTEGRATED	8	YRS	2023		
VIDEO CAMERAS	CAMERAS 2 ADDED	2008 2016	\$14,161 \$4,000	ENGINEERING ARK SYSTEMS	8	YRS	2016 2024		
OUT BUILDINGS	(2) LOCAL - OWNED PORTABLES			KB COLDIRON					
OTHER	JUDY CENTER (1) PORTABLE BLDG MTEL VOIP PHONE SYSTEM	2020		ARK SYSTEMS	8	YRS	2028		

**DETAILED INVENTORY  
BY SCHOOL**

TABLE 4.B.3

LEA: SOMERSET COUNTY      DATE: JUNE 2023

SCHOOL NAME & ADDRESS	ACRE- AGE	BUILDING DATA		CONDITION						
		DATE	SQ. FT.							
PSC # 19.005 <b>Carter G. Woodson Elementary School</b> 281A Woodson School Road Crisfield, Maryland 21817	6.00	1975 2006	TOTAL 64,228 68,711	Very Good						
BUILDING SYSTEM	DESCRIPTION			DATE OF INSTALL	ORIGINAL COST	CONTRACTOR	EXPECTED USEFUL LIFE		DATE OF NEXT REPLACE MENT	EXPECTED COST
ROOF	BUR W/ STONE BALLAST STEEL DECK			2006			25	YRS	2031	
WINDOWS	THERMALLY-BROKEN ALUM			2006		CHARLES BROWN	25	YRS	2031	
DOORS	THERMALLY-BROKEN ALUM			2006		CHARLES BROWN				
HVAC	GEOTHERMAL - WSHP 4 ERVS 1 ROOF-TOP UNIT 3 SPLIT UNITS			2006						
GENERATOR	130KW DEISEL			2006			25	YRS		
TECHNOLOGY WIRING	CAT5e			2005			5	YRS	PARTIAL WIRELESS	
PARKING LOT	ASPHALT			2000			15	YRS	2015	
SIDEWALKS	CONCRETE			2006						
FLOORING	VINYL TILE / CARPET			2006		FLECK'S CARPET	10	YRS	2016	
CEILINGS	ACT			2006						
LIGHTING	T-8			2006						
PROMETHEAN BOARDS	31 PROMETHEAN BOARDS									
FIRE ALARM	SIMPLEX GRINELL			2006		ABSOLUTE SECURITY	8	YRS	2014	
BURGLAR ALARM	GE SECURITY			2013	\$900	ALARM ENGINEERING	8	YRS	2021	
AUTOMATIC SPRINKLERS	FULLY SPRINKLERED			2006						
ACCESS CONTROL	AIPHONE (BUZZ-IN)			2014	\$1,708	ASG SECURITY	8	YRS	2022	
	CARD SWIPES (6)			2015	\$16,165	TYCO INTEGRATED	8	YRS	2023	
VIDEO CAMERAS	AVIGILON SYSTEM			2020		ARK SYSTEMS	8	YRS	2027	
OUT BUILDINGS	(2) LOCAL OWNED PORTABLES			2006			20	YRS	2026	
OTHER										

**DETAILED INVENTORY  
BY SCHOOL**

TABLE 4.B.3

LEA: SOMERSET COUNTY      DATE: JUNE 2023

SCHOOL NAME & ADDRESS	ACRE- AGE	BUILDING DATA		CONDITION	SCHOOL WAS BUILT NEW IN 2008 AND REMAINS IN VERY GOOD CONDITION.				
		DATE	SQ. FT. TOTAL						
PSC # 19.001 <b>Somerset Intermediate School</b> 7970 Tawes Campus Drive Westover, Maryland 21871	20.00	2008	77,652	Very Good					
BUILDING SYSTEM	DESCRIPTION		DATE OF INSTALL	ORIGINAL COST	CONTRACTOR	EXPECTED USEFUL LIFE		DATE OF NEXT REPLACE MENT	EXPECTED COST
<b>ROOF</b>	EPDM / STEEL DECK		2008	\$989,000	WILKINSON ROOFING	25	YRS	2033	
<b>WINDOWS</b>	THERMALLY-BROKEN ALUM		2008	\$587,683	SERVICE GLASS	25	YRS	25	
<b>DOORS</b>	THERMALLY-BROKEN ALUM		2008						
<b>HVAC</b>	GEOTHERMAL - WSHP 5 ERVS 4 ROOF-TOP UNITS		2008	\$3,393,000	J.M. ZIMMER				
<b>GENERATOR</b>	110KW DEISEL		2008			25	YRS		
<b>TECHNOLOGY WIRING</b>	CAT5e & CAT6		2008			5	YRS	WIRELESS THROUGHOUT	
<b>PARKING LOT</b>	ASPHALT		2008			15	YRS	2023	
<b>SIDEWALKS</b>	CONCRETE		2008						
<b>FLOORING</b>	VCT		2008	\$187,459	OC FLOOR GALLERY	10	YRS	2018	
<b>CEILINGS</b>	ACT		2008						
<b>LIGHTING</b>	T-8		2008						
<b>PROMETHEAN BOARDS</b>	28 PROMETHEAN BOARDS								
<b>FIRE ALARM</b>	YES		2008		SIMPLEX GRINNELL				
<b>BURGLAR ALARM</b>	GE SECURITY		2013	\$900	ALARM ENGINEERING	8	YRS	2021	
<b>AUTOMATIC SPRINKLERS</b>	YES		2008		BAYSIDE FP				
<b>ACCESS CONTROL</b>	AIPHONE (BUZZ-IN)		2014	\$1,708	ASG SECURITY	8	YRS	2022	
	CARD READERS (5)		2015	\$15,912	TYCO INTEGRATED	8	YRS	2023	
<b>VIDEO CAMERAS</b>	AVIGILON		2020		ARK SYSTEMS	8	YRS	2028	
<b>OUT BUILDINGS</b>	NOT APPLICABLE		-	-	-	-	-	-	
<b>OTHER</b>									

**DETAILED INVENTORY  
BY SCHOOL**

TABLE 4.B.3

LEA: SOMERSET COUNTY      DATE: JUNE 2023

SCHOOL NAME & ADDRESS	ACRE- AGE	BUILDING DATA		CONDITION	HEAD START OCCUPIES 6,174 SQUARE FEET OF CRISFIELD ACADEMY & HIGH SCHOOL.		
		DATE	SQ. FT.				
PSC # 19.004 <b>Crisfield Academy &amp; High School</b> 210 N. Somerset Avenue Crisfield, Maryland 21817	36.50	1952 1973 1997 2017	TOTAL 40,792 94,000 94,348 96,277	Fair			
BUILDING SYSTEM	DESCRIPTION	DATE OF INSTALL	ORIGINAL COST	CONTRACTOR	EXPECTED USEFUL LIFE	DATE OF NEXT REPLACE MENT	EXPECTED COST
<b>ROOF</b>	BUR, STONE BALLAST, GYP DECK	1997			20	YRS	<i>OVERDUE</i>
<b>WINDOWS</b>	ORIGINAL WIRE GLASS				25	YRS	25
<b>DOORS</b>	ORIGINAL STEEL DOORS						
<b>HVAC</b>	2 BOILERS	2004	\$203,000	WILFRE			
	ROOF TOP UNITS	1995					
	UNIT VENTILATORS	1995					
	COOLING TOWER	2008	\$40,440	TOWSON MECHANICAL	15	YRS	
<b>GENERATOR</b>	30KW GAS-POWERED	1974			25	YRS	
<b>TECHNOLOGY WIRING</b>	CAT6	2013	\$223,293		5	YRS	WIRELESS THROUGHOUT
<b>PARKING LOT</b>	ASPHALT	2002			15	YRS	2017
<b>SIDEWALKS</b>	CONCRETE						
<b>FLOORING</b>	VCT				10	YRS	10
<b>CEILINGS</b>	ACT						
<b>LIGHTING</b>	CLASSROOMS & HALLS - T8	2014	\$159,000	ROMMEL ELEC.			
	PARKING LOT LIGHTS	2009	\$3,000	AET ELECTRIC			
<b>PROMETHEAN BOARDS</b>	7 BOARDS						
<b>FIRE ALARM</b>	UPGRADED TO INCLUDE MONITORING	2014	\$8,695	DELMARVA T & C			
<b>BURGLAR ALARM</b>	GE SECURITY	2013	\$900	ALARM ENGINEERING	8	YRS	2021
<b>AUTOMATIC SPRINKLERS</b>	NOT APPLICABLE	-	-	-			NEEDED \$240,000
<b>ACCESS CONTROL</b>	AIPHONE (BUZZ-IN)	2014	\$1,708	ASG SECURITY	8	YRS	2022
	CARD READERS (6)	2014	\$20,412	TYCO INTEGRATED	8	YRS	2022
<b>VIDEO CAMERAS</b>	CAMERAS			ARK SYSTEMS	8	YRS	8
<b>OUT BUILDINGS</b>	1200 SF ATHLETICS STORAGE BUILDING	2008	\$50,000	BEAUCHAMP	25	YRS	2033
<b>OTHER</b>	INTERIOR BLEACHERS LOCKER ROOMS & WEIGHT ROOM AREAS	2017	\$81,050	TJ DISTRIBUTORS	25	YRS	2042
		2016		WHITING-TURNER	40	YRS	2056

**DETAILED INVENTORY  
BY SCHOOL**

TABLE 4.B.3

LEA: SOMERSET COUNTY      DATE: JUNE 2023

SCHOOL NAME & ADDRESS	ACRE- AGE	BUILDING DATA		CONDITION	SCHOOL UNDERWENT COMPREHENSIVE RENOVATION IN 2011 AND REMAINS IN VERY GOOD CONDITION.				
		DATE	SQ. FT. TOTAL						
PSC # 19.002 <b>Washington Academy &amp; High School</b> 10902 Old Princess Anne RD Princess Anne, MD21853	32.14	1978 2011	130,000 130,000	Very Good					
BUILDING SYSTEM	DESCRIPTION		DATE OF INSTALL	ORIGINAL COST	CONTRACTOR	EXPECTED USEFUL LIFE		DATE OF NEXT REPLACE MENT	EXPECTED COST
<b>ROOF</b>	EPDM / CONCRETE DECK		2011	\$1,100,798	WHITING-TURNER / CONTROL ROOFING	25	YRS	2036	
<b>WINDOWS</b>	STOREFRONTS		2011	\$196,205	SERVICE GLASS	25	YRS	2036	
<b>DOORS</b>	STOREFRONTS		2011						
<b>HVAC</b>	GEOTHERMAL - WSHP 8 ERVS 4 SPLIT UNITS		2011	\$4,975,000	WHITING - TURNER / DELCARD				
<b>GENERATOR</b>	1500 KW DEISEL		2011		CURTIS ENGINE	25	YRS		
<b>TECHNOLOGY WIRING</b>	CAT6		2010			5	YRS	WIRELESS THROUGHOUT	
<b>PARKING LOT</b>	ASPHALT		2000	\$60,000		15	YRS	2015	
<b>SIDEWALKS</b>	CONCRETE		2014		J&B CONCRETE				
<b>FLOORING</b>	TERAZZO / VCT		2011		ROMAN MOSAIC	15	YRS	2026	
<b>CEILINGS</b>	ACT		2011		JOHN H. HAMPSHIRE				
<b>LIGHTING</b>	T-8 FLOURESCENT		2011						
<b>PROMETHEAN BOARDS</b>	11 PROMETHEAN BOARDS		2011						
<b>FIRE ALARM</b>	SIMPLEX GRINNELL		2011						
<b>BURGLAR ALARM</b>	SIMPLEX GRINNELL		2011			8	YRS	2019	
<b>AUTOMATIC SPRINKLERS</b>	YES		2011	\$324,823	BEAR INDUSTRIES				
<b>ACCESS CONTROL</b>	AIPHONE (BUZZ-IN)		2014	\$1,708	ASG SECURITY	8	YRS	2022	
	CARD READERS		2011			8	YRS	2019	
<b>VIDEO CAMERAS</b>	AVIGILON		2019		ARK SYSTEMS	8	YRS	2027	
<b>OUT BUILDINGS</b>	1200 SF ATHLETICS STORAGE BUILDING (3) LOCAL OWNED PORTABLE CLASSROOMS		2007	\$55,836	BEAUCHAMP	25	YRS	2032	
			2009			20	YRS	2029	
<b>OTHER</b>	EXTERIOR BLEACHERS		2014	\$179,800	DANT CLAYTON	25	YRS	2039	
	INTERIOR BLEACHERS		2017	\$113,560	TJ DISTRIBUTORS	25	YRS	2042	

**DETAILED INVENTORY  
BY SCHOOL**

TABLE 4.B.3

LEA: SOMERSET COUNTY      DATE: JUNE 2023

SCHOOL NAME & ADDRESS	ACRE- AGE	BUILDING DATA		CONDITION	RENOVATIONS TO ACCOMMODATE THE ALTERNATIVE LEARNING CLASSROOMS AND OFFICES INCLUDING SECURE VESTIBULE COMPLETED IN 2019.				
		DATE	SQ. FT. TOTAL						
PSC # 19.003 BOE Admin Office 7982 Tawes Campus Drive Westover, Maryland 21871	139.10	1976	49,500	FAIR					
BUILDING SYSTEM	DESCRIPTION		DATE OF INSTALL	ORIGINAL COST	CONTRACTOR	EXPECTED USEFUL LIFE		NEXT REPLACE MENT	EXPECTED COST
ROOF	BUR, STONE BALLAST, GYP DECK		2002	\$507,000		25	YRS	2027	
	NEW SOFFIT		2004	\$13,910	RD WHEATLEY	20	YRS	2024	
WINDOWS	WIRE GLASS OUT BUILDINGS		1976 2010	\$5,500		25	YRS	2035	
DOORS	ORIGINAL STEEL DOORS		1976	-	-				
HVAC	3 BOILERS		1998						
	17 ROOF TOP UNITS		1998						
	2 ROOF TOP UNITS		2010						
GENERATOR	N/A		-	-	-				
TECHNOLOGY WIRING	CAT5		1999					PARTIAL WIRELESS	
PARKING LOT	ASPHALT		2004	\$13,421	JONES ASPHALT	15	YRS	2019	
SIDEWALKS	CONCRETE								
FLOORING	CARPET, VCT, VAT								
	PROTECTIVE SERVICES RM		2013	\$3,725		10	YRS	2023	
CEILINGS	ACT								
LIGHTING	LED		2023						
PROMETHEAN BOARDS	4 BOARDS								
FIRE ALARM	UPGRADED TO INCLUDE MONITORING		2017	\$8,955	DELMARVA TIME & CONTROL				
BURGLAR ALARM	GE SECURITY		2013	\$900	ALARM ENGINEERING	8	YRS	2021	
AUTOMATIC SPRINKLERS	NOT APPLICABLE		-	-	-	-	-	NEEDED	\$125,000
ACCESS CONTROL	2 - AIPHONE (BUZZ-IN)		2014	\$3,416	ASG SECURITY	8	YRS	2022	
	CARD READERS (4)		2015	\$12,365	TYCO INTEGRATED	8	YRS	2023	
VIDEO CAMERAS	25 CAMERAS		2014	\$34,269	ARK SYSTEMS	8	YRS	2022	
OUT BUILDINGS	(3) STORAGE BUILDINGS		2013	\$145,000	BEAUCHAMP	25	YRS	2038	
	GREENHOUSE		1980	\$12,700		50	YRS	2030	
	QUONSET HUT		1980	\$34,500		50	YRS	2030	
	WINDOWS		2010	\$5,500		25	YRS	2035	
OTHER	BATHROOM UPGRADES		2012	\$50,190		25	YRS	2037	
	MITEL VOIP PHONE SYSTEM		2019		ARK SYSEMS	8	YRS	2027	

**DETAILED INVENTORY  
BY SCHOOL**

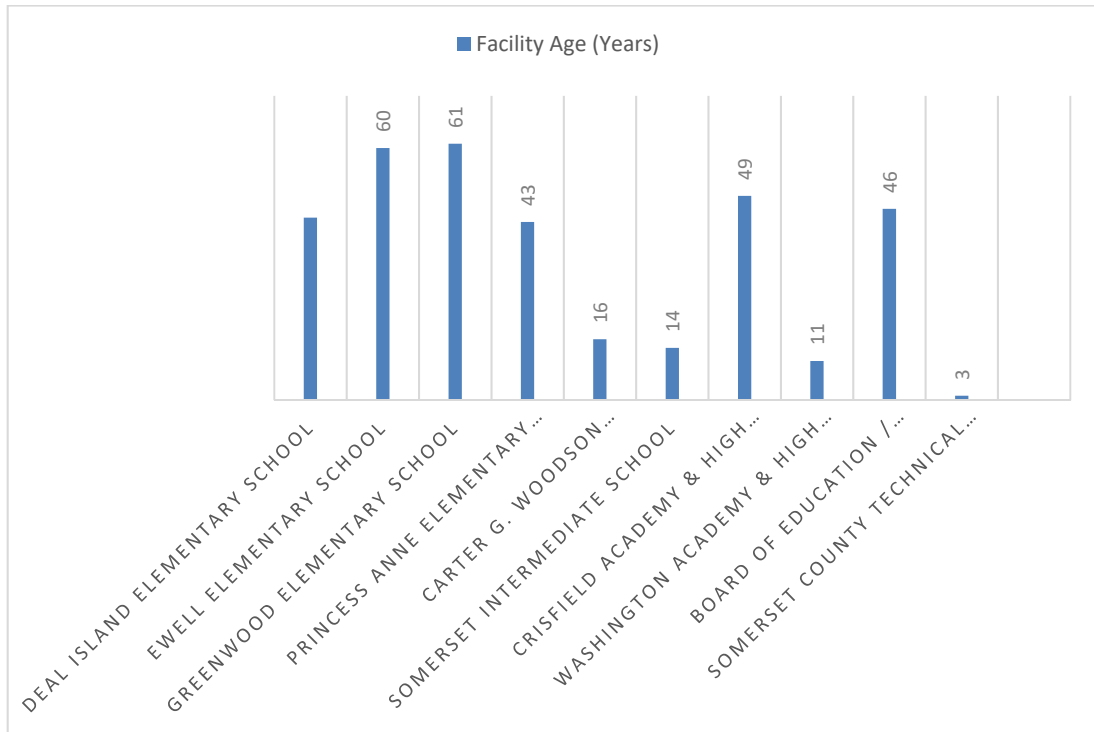
TABLE 4.B.3

LEA: SOMERSET COUNTY      DATE: JUNE 2023

SCHOOL NAME & ADDRESS	ACRE- AGE	BUILDING DATA		CONDITION								
		DATE	SQ. FT. TOTAL		BUILDING SYSTEM	DESCRIPTION	DATE OF INSTALL	ORIGINAL COST	CONTRACTOR	EXPECTED USEFUL LIFE	DATE OF NEXT REPLACE- MENT	EXPECT- ED COST
PSC # 19.017 <b>Somerset County Technical High School</b> 7995 Tawes Campus Drive Westover, Maryland 21871	7.62	2019	103,846	Very Good								
<b>ROOF</b>												
<b>WINDOWS</b>												
<b>DOORS</b>												
<b>HVAC</b>												
<b>GENERATOR</b>												
<b>TECHNOLOGY WIRING</b>												
<b>PARKING LOT</b>												
<b>SIDEWALKS</b>												
<b>FLOORING</b>												
<b>CEILINGS</b>												
<b>LIGHTING</b>												
<b>PROMETHEAN BOARDS</b>												
<b>FIRE ALARM</b>												
<b>BURGLAR ALARM</b>												
<b>AUTOMATIC SPRINKLERS</b>												
<b>ACCESS CONTROL</b>												
<b>VIDEO CAMERAS</b>												
<b>OUT BUILDINGS</b>												
<b>OTHER</b>												

### C. Summary of Inventory Data

**Graph 4.C.1: Facility Age<sup>1</sup>**



<sup>1</sup>Facility Age based on original year majority of building square footage was built or last major (non-systemic) addition/renovation year. Somerset County Public Schools 2020

### **Building Age and Renovation History**

As indicated in Table 4.C.1, six of the ten school buildings in the Somerset County system are more than 35 years old.

Deal Island Elementary School: Built in 1942, demolished & re-built in 1968, addition in 1979

Ewell Elementary School: Built in 1962, addition in 1979

Greenwood Elementary School: Built in 1961, additions in 1982 and 1995

Princess Anne Elementary School: Built in 1979, additions in 1990 and 1996

Carter G. Woodson Elementary School: Built in 1975, major renovation/addition in 2006

Somerset Intermediate School: Built in 2008, no renovations/additions

Crisfield Academy & High School: Built in 1952, addition in 1973, renovation in 1996

Washington Academy & High School: Built in 1978, major renovation in 2011

Board of Education (Formerly J.M. Tawes) Built in 1976, minor renovation in 2019

Somerset County Technical High School: Built in 2019

### **Building Utilization (2022 Official September 30 Enrollment)**

Deal Island Elementary School: 97 students is within the State-Rated Capacity (SRC)

Deal Island Elementary is located in a rural area of non-growth. Deal Island could see an increase as the economy recovers with a shift toward new waterfront development. Some consideration has been given to adjusting boundary lines as overcrowding has become an issue in the Princess Anne area elementary schools but no official plans have been made at this time. Many students who attend Deal Island Elementary School may live out of the catchment area but have been granted special permission.

Ewell Elementary School: 2 students is within the official SRC

Ewell Elementary is located on a remote island in the Chesapeake Bay, Smith Island. The area has seen a decline in population over the past years but a small contingency of dedicated residents and historically rooted families continue to support the island and its economy. Smith Island also attracts a small tourist population during the season. A local steering committee published a 'Vision Plan' for Smith Island in August of 2015 which included recommendations for expanding infrastructure, job creation, and improved health care, among other planned enhancements.

Greenwood Elementary School: 486 students is within the official SRC

Although the updated SRC as approved by the Maryland Department of Planning indicates a 90% utilization rate, all available instructional spaces are currently filled at Greenwood Elementary School (GES). GES recently underwent a systemic renovation and roof replacement as a part of the 2016 CIP and two relocatable classrooms were added to the site in 2015 and additional 2 were added this summer to alleviate some of the overcrowding. At the start of the 2017-2018 school year, Greenwood Elementary School was realigned to house grades 2-5. While this realignment alleviated overcrowding at a neighboring school, it did not address the space issue at GES. The media center has been split in half to provide an additional classroom space. There are large offices being used as special education classrooms. Greenwood is

located in Princess Anne, the Northern hub of Somerset County. The area surrounding the school is identified by the Maryland Department of Planning as a Municipal Priority Funding Area. Princess Anne serves as the county seat and is home to the University of Maryland Eastern Shore.

Princess Anne Elementary School: 346 students is within the official SRC

All available instructional spaces are currently filled at Princess Anne Elementary School. With the introduction of all-day Pre-Kindergarten and increased eligibility for Pre-K enrollment, additional space will continue to be needed in the coming years. Two relocatable classrooms were added to the site in 2015 to alleviate some of the overcrowding. At the start of the 2017-2018 school year, Princess Anne Elementary School was realigned to house grades PK-1 which also helped to alleviate overcrowding. Princess Anne Elementary School is also located in the county seat of Princess Anne, a stabilized area of minor growth. The area surrounding the school is identified by the Maryland Department of Planning as a Municipal Priority Funding Area. New graduate housing for the University of Maryland Eastern Shore has already initiated a large increase in elementary school enrollment.

Carter G. Woodson Elementary School: 505 students is within the official SRC

While current enrollment at Woodson Elementary School is within the required SRC, all available instructional spaces are currently being utilized. With the introduction of all-day Pre-Kindergarten and increased eligibility for Pre-K enrollment, additional space will be needed in the coming years. Two relocatable classrooms were added during the 2006 major renovation and continue to be necessary. Woodson is located in Crisfield, the southern hub of Somerset County. In the past years Crisfield has seen a decline in population as a result of the depressed economy and natural disasters such as Hurricanes Irene and Sandy. The city is slowly but steadily re-building and may see an increase in population as the economy recovers. The allure of the waterfront provides considerable potential for future residential development in Crisfield. The area surrounding the school is identified by the Maryland Department of Planning as a Municipal Priority Funding Area.

Somerset Intermediate School: 398 students is 98% of the official SRC

Somerset Intermediate School (SIS) is one of the newest schools in Somerset County yet has already exceeded the capacity as set by the State. During the planning of the new building, completed in 2008, additional classroom space was designed as an add alternate that was not originally accepted. That additional space, approximately 4 classrooms, has been identified as a priority for future Capital Improvements FY2024 application. As the only middle/intermediate school in the county, SIS will continue to see an increased

enrollment over the next ten years and will eventually require more space. Located in the central community of Westover, Somerset Intermediate is convenient to almost all municipalities in Somerset County. Westover is an area of stabilized non-growth and is identified as a Priority Funding Area by the Maryland Department of Planning.

Crisfield Academy & High School: 356 students is within the official SRC

While current enrollment at Crisfield High School is within the required SRC, all available instructional spaces are currently filled. A combination of raising the allowable student drop-out age and the introduction of new and enticing programs may increase enrollment more than projected. Crisfield Academy & High School is located in Crisfield, the southern hub of Somerset County. Though Hurricane Sandy devastated the area, with local, State, and Federal support, the city is re-building. Construction of renovations and additions necessary for the incorporation of a Head Start early childhood learning center within the existing school was completed in the Fall of 2017. The project, supported by the Department of Housing and Community Development and the Somerset County Commissioners, represents the School Board's continued commitment to its community partners. Crisfield is targeted for revitalization with the potential for residential growth along the waterfront. The area surrounding the school is identified by the Maryland Department of Planning as a Municipal Priority Funding Area. An increase in population and business development could see a resurgence of higher enrollment at the high school.

Washington Academy & High School: 612 students is within the official SRC

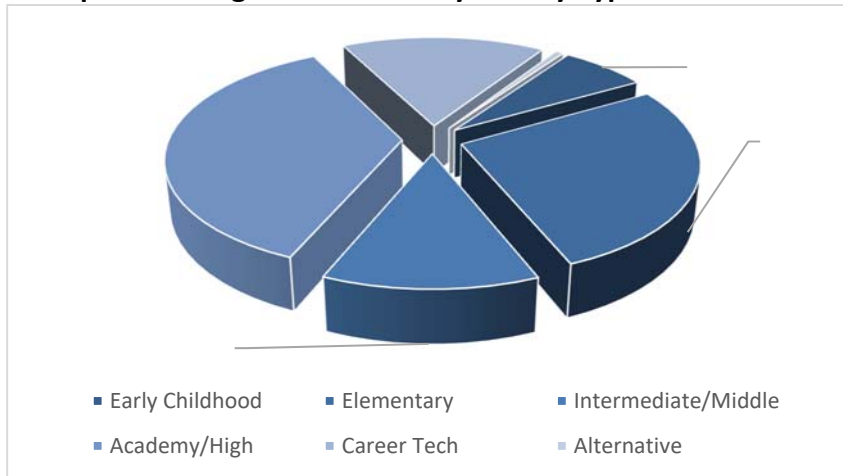
While current enrollment at Washington High School is within the required SRC, all available instructional spaces are currently filled. A combination of raising the allowable student drop-out age and the introduction of new and enticing programs may increase enrollment more than projected. Additional space may be needed in the coming years. Washington Academy & High School is located in Princess Anne, the Northern hub and county seat of Somerset County. The area surrounding the school is identified by the Maryland Department of Planning as a Municipal Priority Funding Area and a MD Enterprise Zone. Princess Anne offers a rich historical and architectural heritage which draws people from around the area.

The following tables, 4.C.2 and 4.C.3 illustrate the square footage and enrollment distribution by facility type, i.e. elementary, middle, high, etc. The high schools have the majority of the square footage while the elementary schools have the highest enrollment. Enrollment stays relatively steady from Pre-K through 8<sup>th</sup> grade and starts to see a drop-off from 9<sup>th</sup> to 12<sup>th</sup> grades. Chart 3.A.10 in Part 3 of the Educational

Facilities Master Plan illustrates this trend. New state regulations regarding student attendance policies will likely affect the visible decrease in enrollment from Middle School to High School. The introduction of all-day Pre-K has already greatly impacted the space needs within the Elementary schools, most of which are all already at or over the State-Rated Capacity. The tables below show an obvious need for more space at the Elementary School level. Consideration is being given to a brand new Elementary School to house all students, PK-5, in the north part of the county. If that project were to become a reality, the existing Greenwood Elementary School could be converted back to a middle school for the north part of the county as one option being considered. This change would ultimately alleviate the utilization issues at all of Somerset County Schools. With the introduction of new training opportunities and career-ready courses at the new Somerset County Technical High School as well as the ability to offer more college-preparatory honors courses at the two high schools,

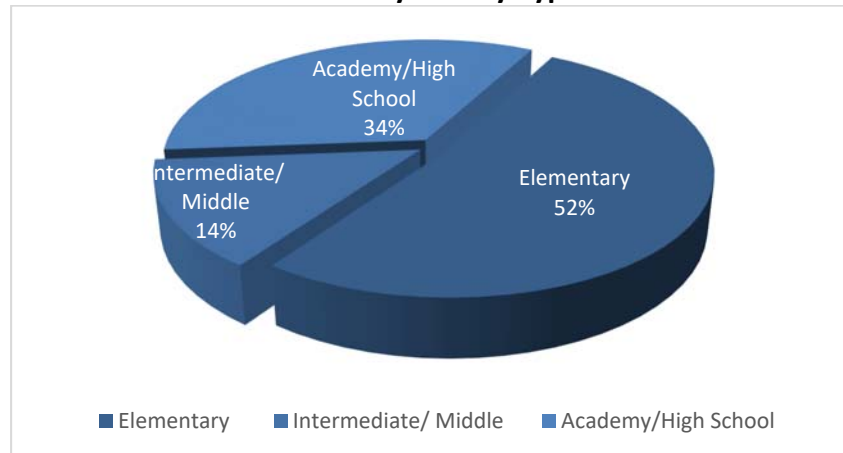
Somerset County Public Schools will continue to see a need for major improvements and/or additions in the very near future.

**Chart 4.C.2: Square Footage Distribution by Facility Type<sup>1</sup>**



<sup>1</sup>Somerset County Public Schools

**Chart 4.C.3: Enrollment Distribution by Facility Type<sup>1</sup>**



<sup>1</sup>Somerset County Public Schools

## **Physical Plant Conditions**

**Deal Island Elementary School:** The original portion of the school dates back to 1968 but the majority was built in 1979. In 1999, CAT5 wiring was installed and there is limited wireless coverage in the school. Data wiring and wireless upgrades are currently taking place. In 2001, the school received a new roof. A systemic renovation was completed in 2009 converting the entire school to a high efficiency geothermal system and adding an emergency generator. Security system upgrades including access control, video surveillance, and security doors were completed prior to the start of the 2014-2015 school year as well as a prox card entry system completed prior to the 2015-2016 school year. In addition, in 2017, a Visitor Management System was installed which automatically runs sex-offender background checks on all visitors to the school. Some of the physical issues with the building include: non-thermally broken windows, doors and sidelights all have wire-glass, ceilings are in poor condition, light fixtures are not high-performance, and many rooms have existing carpet in lieu of VCT. Perhaps the biggest issue is that classrooms are open-space style with no fixed walls or doors. This is not only an instructional issue, but a security issue as well.

**Ewell Elementary School:** About half of the school dates back to 1962 while the remainder was built in 1979. In 1999, CAT5 wiring was installed and there is no wireless coverage in the school. Security system upgrades including access control, video surveillance, and communication at the primary entrance were completed prior to the start of the 2014-2015 school year. The school still operates on the original boiler from 1962 for heat and hot water. The general condition of the school is considered to be 'poor'. Some of the physical issues with the building include: masonry is in need of re-pointing, single-pane windows, some floor tiles are damaged or missing, plumbing fixtures and accessories are outdated and in need of replacement. The roof was replaced this year.

**Greenwood Elementary School:** The school recently underwent a systemic renovation converting the system to an energy-efficient geothermal system and adding HVAC in locations that were not previously served. The renovation also included a roof replacement and ceiling and lighting replacement. The systemic renovation was phased over two summers and was completed prior to the start of the 2015-2016 school year. In 1998, CAT5 wiring was installed and there is only partial wireless coverage in the school. Security system upgrades including access control, video surveillance, and communication at the primary entrance were completed prior to the start of the 2014-2015 school year as well as a prox card entry system completed prior to the 2015-2016 school year. In addition, in 2017, a Visitor Management System was installed which automatically runs sex-offender background checks on all visitors to the school. In 2018,

non-recurring funds were used for the addition of a secure vestibule which now forces visitors to the front office and limit unauthorized access to the rest of the school. In the summer of 2018, the school received a new security camera and phone system as well as a part of the Safe to Learn Act. . The general condition of the school is considered to be 'good'. Some of the physical issues with the building include: single-pane windows, and many doors and sidelights all have wire-glass. While the school is in good physical condition, overcrowding has become a serious issue.

Princess Anne Elementary School: The majority of the school was built in 1979. In 1999, CAT5 wiring was installed and there is only partial wireless coverage in the school. Data wiring and wireless systems are currently being upgraded. The metal roof from 1989 was replaced in the fall/winter of 2016. The existing boilers and roof-top units have had minor maintenance repairs but remain in good working condition. Security system upgrades including access control, surveillance, and communication at the main entrance were completed prior to the start of the 2014- 2015 school year as well as a prox card entry system completed prior to the 2015-2016 school year. In addition, in 2017, a Visitor Management System was installed which automatically runs sex-offender background checks on all visitors to the school. An updated integrated Camera Surveillance system was just installed summer of 2022. Nearly all of the existing carpet has been replaced with VCT through the FY15 Aging Schools Program. The existing vinyl asbestos gym floor was replaced with a seamless synthetic rubber floor over the summer of 2016 with funding through the FY16 Aging Schools Program. In the spring of 2020 a new VOIP phone system was installed as a part of the Safe to Learn Act. The general condition of the school is considered to be 'fair'. Some of the physical issues with the building include: the existing relocatable addition is in fair condition, bathroom fixtures and accessories are outdated, HVAC system is not cohesive or balanced, light fixtures are not high-performance, parking is limited, and the exterior windows and doors are not energy efficient and pose security issues. Perhaps the biggest issue is that classrooms are open-space style with no fixed walls or doors. This is not only an instructional issue, but a security issue as well.

Carter G. Woodson Elementary School: Built in 1975, renovation/addition in 2006. In 2005, CAT5e wiring was installed and there is only partial wireless coverage in the school. The major renovation in 2006 included a roof replacement, the addition of a generator, and conversion to a geothermal system among other improvements. Security system upgrades including access control, surveillance, and communication at the main entrance were completed prior to the start of the 2014-2015 school year as

well as a prox card entry system completed prior to the 2015-2016 school year. In the Spring of 2017 the County's first Visitor Management System was installed here as a pilot program for all of the schools. This system automatically runs sex-offender background checks on all visitors to the school. In 2018, non-recurring costs were utilized for the addition of a secure vestibule which now forces visitors to the front office and limits unauthorized access to the rest of the school. In the spring of 2020 a new security camera system was installed as a part of the Safe to Learn Act. The general condition of the school is considered to be 'very good'. Thanks to the contributions from the State and the local government, Woodson Elementary School is a valued asset of the Somerset County Public School system.

Somerset Intermediate School: Built in 2008, no renovations/additions. The school has CAT5e and CAT6 wiring providing full wireless coverage throughout the school. Security system upgrades including access control, surveillance, and communication at the main entrance were completed prior to the start of the 2014-2015 school year as well as a prox card entry system completed prior to the 2015-2016 school year. This building has had various issues with leaks along the exterior walls. This issue is currently being investigated with plans for a remedy within the next year. In the spring of 2020 a new security camera system was installed as a part of the Safe to Learn Act. The general condition of the school is considered to be 'very good', however, increasing enrollment will present a need for additional space in the near future. The plans for the addition of 4 classrooms has been included as a future Capital Improvement project. Thanks to the contributions from the State and the local government, Somerset Intermediate School is a valued asset of the Somerset County Public School system.

Crisfield Academy & High School: Built in 1952, addition in 1973. In 2012, CAT6 wiring was installed providing full wireless coverage throughout the school. The roof was last replaced in 1995. The existing boilers and roof-top units have had minor maintenance repairs but remain in fair condition. The chiller is in need of constant corrective maintenance and has reached its useful life. Security system upgrades including access control, surveillance, a prox card access system, and communication at the main entrance were completed prior to the start of the 2014-2015 school year. A secured man-trap vestibule with laminated safety glass lights was installed this year with updated Alphones for remote security screening capability at both the front and car-rider entrances. The existing lighting throughout the classrooms and corridors was replaced in the summer of 2014 as a part of the FY13 CIP Energy Efficiency Initiative. In the summer of 2019, a new security camera system as well as a new VOIP phone system was installed as a part of the Safe to Learn Act. The general condition of the school is considered to be 'fair'. Some of the physical issues with the building include: all acoustic ceiling tile and grid is in very poor condition, existing classroom door frames are failing in some locations, all exterior doors and side-lights have wire-glass, most bathrooms are in poor condition with non-code compliant fixtures and accessories. Thanks to the support of the State and local government for the cooperative use Head Start project, the locker room areas of the

school underwent renovations which were completed in the fall of 2017. Over Christmas break in 2017, the interior bleachers were replaced with Aging Schools Program funding.

Washington Academy & High School: Built in 1978, renovation in 2011. The school has CAT6 wiring providing full wireless coverage throughout the school. The major renovation in 2011 included a roof replacement, the addition of a generator, and conversion to a geothermal system among other improvements. Security system upgrades including access control, surveillance, and communication at the main entrance were completed prior to the start of the 2014-2015 school year. The general condition of the school is considered to be 'good'. New bleachers were erected on the stadium field over the 2014 summer break. Additional stadium upgrades including fencing, entry gates, sidewalks, and ADA parking was over the 2016 summer break all with unexpended funds from the 2011 renovation. QZAB funding was utilized over Christmas break in 2017 to replace the interior bleachers. In the summer of 2019, a new security camera system was installed as a part of the Safe to Learn Act. Thanks to the contributions from the State and the local government, Washington High School is a valued asset of the Somerset County Public School system.

Board of Education : Built in 1976, minor renovations in 2019. In 1999, CAT5 wiring was installed and there is only partial wireless coverage in the school.)

The roof was replaced in 2002. The existing boilers and roof-top units have had minor maintenance repairs and remain in fair condition. Security system upgrades including access control, surveillance, and communication at the two main entrances were completed prior to the start of the 2014-2015 school year as well as a prox card entry system completed prior to the 2015-2016 school year. In the summer of 2019 a new VOIP phone system was installed as a part of the Safe to Learn Act. The general condition of the is considered to be 'poor'.

Somerset County Technical High School: Built in 2019, this is Somerset County's newest school building. As the result of an unwavering commitment by the County and the State to provide equitable opportunities in Career and Technology Education to our students, we now have the most State-of-the-Art Technical High School in the State.

U . . . . . U

**D. Former School Properties**

- Whittington Primary School – Closed 2006
- Westover Elementary School – Closed 2006
- Tylerton Elementary School – Closed 1998
- Mt. Vernon Elementary School – Closed 1994
- Somerset Junior – Closed 1977
- Marion Sarah Peyton School – Closed 2019

## *Part 5: Facility Needs Analysis*

## ***Part 5: Facility Needs Analysis***

---

Somerset County Public Schools is confronted with the task of planning a long-range strategy for the future of the system's facilities. The Educational Facilities Master Plan is an instrumental tool used to compile and examine statistical data about the school system and the County in which it resides in order to identify the future needs of Somerset County Public Schools. The preceding sections of the Master Plan outlined the goals, standards, guidelines and policies of the Somerset County Board of Education, the community as a whole, enrollment trends, and an inventory of the existing facilities. This data in conjunction with past Capital Improvement Plans provides an at-a-glance view of the overall status of the facilities and serves as a guide for planning potential future projects. Below is a detailed needs analysis of each facility in the system. The following Table 5.A.1 (IAC Form 101.3) provides a prioritized summary of completed and projected future Capital Improvement projects.

### **A. Facility Needs 2022-2032**

#### **Elementary Schools**

The Somerset County Public School system has five elementary schools. The two principal elementary schools, Princess Anne Elementary and Greenwood Elementary located in the county seat, Princess Anne, are both at maximum capacities with use of portable classrooms. A comprehensive study of each of these schools as well as the Deal Island Elementary School utilization led to the School Board's decision to realign the two Princess Anne area schools. Starting in the 2017-2018 school year, Princess Anne Elementary became an 'early childhood center' for students grades Pre-K through 1 and Greenwood Elementary now houses students in grades 2 through 5. This realignment somewhat alleviated the overcrowding at each school where Princess Anne Elementary, this past year had a utilization of 94% (based on state-rated capacity) and Greenwood Elementary had a utilization of 89% (based on state-rated capacity). These schools will continue to see increased enrollment over the next ten years, with both schools' utilizations climbing over the next three years. Deal Island Elementary is located in an area of low growth and Ewell Elementary is located in an area of non-growth. While neither school lacks the square footage to meet its enrollment, the conditions of the spaces are somewhat unsatisfactory. An option being considered is a new elementary school in the north end of the county which would allow for combination of Princess Anne Elementary School and Greenwood Elementary School. This would allow for a more cohesive curriculum and more specialized services. We will submit for planning of a combine Princess Anne Elementary school encompassing grades PK3-5 in this years CIP.

1. Deal Island Elementary School: The HVAC system was upgraded in 2009 and the roof was replaced in 2001. The existing windows and doors are in need of replacement with thermally-broken frames and tempered glass (where required). Light fixtures and ceilings will need to be replaced as well. These projects may be considered in future CIP requests or as a part of an energy performance contract. The existing carpet is gradually being replaced with VCT over the summer breaks. The front entry sidewalk and handicap ramp were replaced as a part of the FY16 Aging Schools Program. This school is one of two remaining 'open-space' schools which creates problems with instruction as well as safety. The school will require ongoing maintenance as well.
  
2. Ewell Elementary School: The Ewell School has had only very minor upgrades in its 50+ years of life. The remote location of the school makes it costly and challenging to complete any significant renovation work. While the enrollment is much lower than the State-rated capacity, there will continue to be a need for the Ewell School to remain as it is too hazardous to bring small children to school on the mainland every day by boat. Due to the low enrollment, Somerset County is faced with the challenge of maintaining this school with mostly local funding. The addition of wireless service to the school will be completed as funds become available. The existing windows and doors need to be replaced with thermally-broken frames and tempered glass (where required). Light fixtures and ceilings will need to be replaced. These projects may be considered in future requests under the CIP program or as a part of an energy performance contract. The existing masonry walls need repointing, the plumbing fixtures need to be replaced and hot water is currently being extended to the bathroom sinks, which previously had none. The roof is probably the most critical deferred maintenance item and is in need of replacement. The original boiler will eventually need to be replaced or converted and the existing window air conditioning units should be replaced with energy efficient central HVAC. The school will require ongoing maintenance as well.
  
3. Greenwood Elementary School: Thanks to the support of the Somerset County Commissioners and the MD Public School Construction Program at the start of the 2015-2016 school year, Greenwood Elementary School had new roof, new ceilings, new lighting, and a new geothermal HVAC system. The school will still require the extension of the existing wireless service as funds become available. Two locally-

owned portable classrooms were relocated from Washington High School to provide additional instructional space due to increased enrollment. The existing carpet is gradually being replaced with VCT. Over the summer of 2016, hot water was extended to all bathroom sinks throughout the building. Greenwood Elementary School often experiences flooding issues because of the low elevation with respect to the parking lot. This issue has been addressed but will need to be continuously monitored in the future. The school will require ongoing maintenance as well.

4. Princess Anne Elementary School: Princess Anne Elementary School was built in 1979 and has had only minor upgrades including boiler replacements and parking lot re-paving. The existing 1989 metal and built-up roof was replaced over the 2015-2016 school year as a part of the FY16 Capital Improvement Program. In addition to the roof replacement, future renovations could include extension of the wireless service, installation of permanent classroom walls and doors, replacement of existing wire glass windows and sidelights, and bathroom renovations. Replacement of most of the existing carpet with VCT was completed with FY15 Aging Schools Program funds. Over the summer of 2016, the existing vinyl asbestos gym floor was replaced with seamless synthetic rubber flooring. Replacement of three roof-top HVAC units may be considered as funding becomes available as well. Although the realignment of grades with Greenwood Elementary will temporarily alleviate the overcrowding the school, due to the lack of space and the extensive amount of facility needs, a comprehensive renovation of or replacement of Princess Anne Elementary School will be a top priority in future Capital Improvement Program requests. Two locally-owned portable classrooms were relocated from Washington High School to provide additional instructional space for the last school year. The school is also on a very small site with limited parking and limited room for expansion. This school is one of two remaining 'open-space' schools which creates problems with instruction as well as safety. Until the comprehensive renovation or replacement can be completed, the school will require ongoing maintenance as well.
5. Carter G. Woodson Elementary School: Woodson Elementary underwent a major renovation in 2006 and with the exception of settlement cracks and a floor slab issue, the school remains in very good condition. A secure vestibule was installed over the Summer of 2019.

### **Middle/Intermediate Schools**

6. **Somerset Intermediate School**: Built in 2008, Somerset Intermediate School (SIS) is the newest school in Somerset County. As the only intermediate/ middle school in the County, SIS is already at 100% capacity and will continue to feel the strain of a growing population. By the year 2025, the projected enrollment is expected to send the school to over 112% of their State-rated capacity. The metal wall panels have been an ongoing problem with moisture infiltration and will need to be repaired or replaced as funds become available. Future needs include expansion of instructional spaces as a result of the projected increase in enrollment which, unless there is a realignment of grades, will be identified as a Capital Improvement planning request this year.

### **Academy/High Schools**

7. **Crisfield Academy & High School**: Crisfield Academy & High School underwent a major renovation in 1997 which included a new HVAC system and a new roof. With the exception of new boilers in 2005 and a lighting replacement in 2014, Crisfield has seen no major improvements in more than 15 years. Future needs include replacement of ceiling tile and grids, doors and wire glass windows and upgrades to existing bathrooms. Replacement of the existing chiller will be needed as well. The FY17 CIP Head Start cooperative use project included renovations to athletic facilities in the rear of the building and was completed in 2017. Replacement of the 1997 roof will be completed over the summer of 2020. Hvac replacment is underway utilizing ESSER funding. CIP request for this year will envelope a limited systemic renovation.
8. **Washington Academy & High School**: Washington Academy & High School (WAHS) remains in very good condition after a full-scale renovation in 2011. With the remaining CIP funds from the 2011 renovation, the stadium field bleachers were replaced over the 2014 summer break. Additional stadium upgrades were completed in the summer of 2016. The interior gymnasium bleachers were replaced as part of the FY2018 Qualified Zone Academy Bond program through the MD Public School Construction Program. Located in Princess Anne, the northern hub and county seat of Somerset County, WAHS will continue to feel the pressure of a growing enrollment population.
9. **Board of Education**: With the exception of a roof replacement in 2002 and a minor renovation over the summer of 2019, this building has seen no major improvements since it opened over 40 years ago. Some needed future

improvements will include HVAC, lighting, ceiling, window and door replacements as well as abatement of the existing vinyl asbestos tiles and replacement of old carpeting.

10. Somerset County Technical High School: Somerset County Technical High School (SCTHS) was completed in the summer of 2019 and is the newest school in Somerset County. While there are no immediate needs for this school at the time, it will require ongoing preventative maintenance to protect the important investment from the County and State.

**B. Future Areas of Consideration (All Facilities)**

- Site Planning and Circulation
- Security and Life Safety
- Special Education
- Alternative Programs
- Adult Education
- Technology Infrastructure and Integration
- Instructional adequacy of available classrooms and instructional spaces
- Electrical, Mechanical, and Plumbing Systems
- Energy Management / Building Envelopes
- Indoor Air Quality / Water Quality / Environmental Compliance
- ADA compliance
- Athletics

# *Appendix A: School Floor Plans*





SOMERSET COUNTY  
PUBLIC SCHOOLS

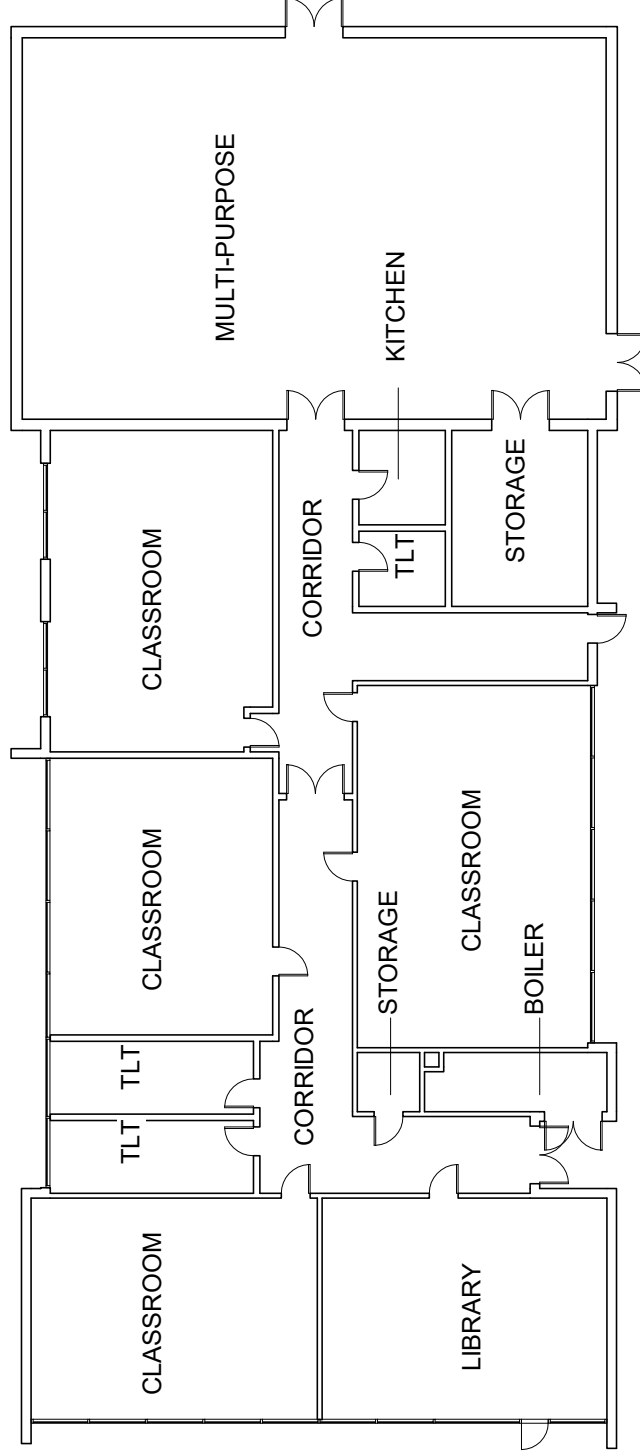
**EWELL ELEMENTARY  
SCHOOL**  
FIRST FLOOR PLAN  
EWELL, MARYLAND

Project  
Number: 19.011

Date: .

Scale: 1" = 20'-0"

**A101**



**EWELL ELEMENTARY SCHOOL**



SOMERSET COUNTY  
PUBLIC SCHOOLS

# GREENWOOD ELEMENTARY SCHOOL FIRST FLOOR PLAN

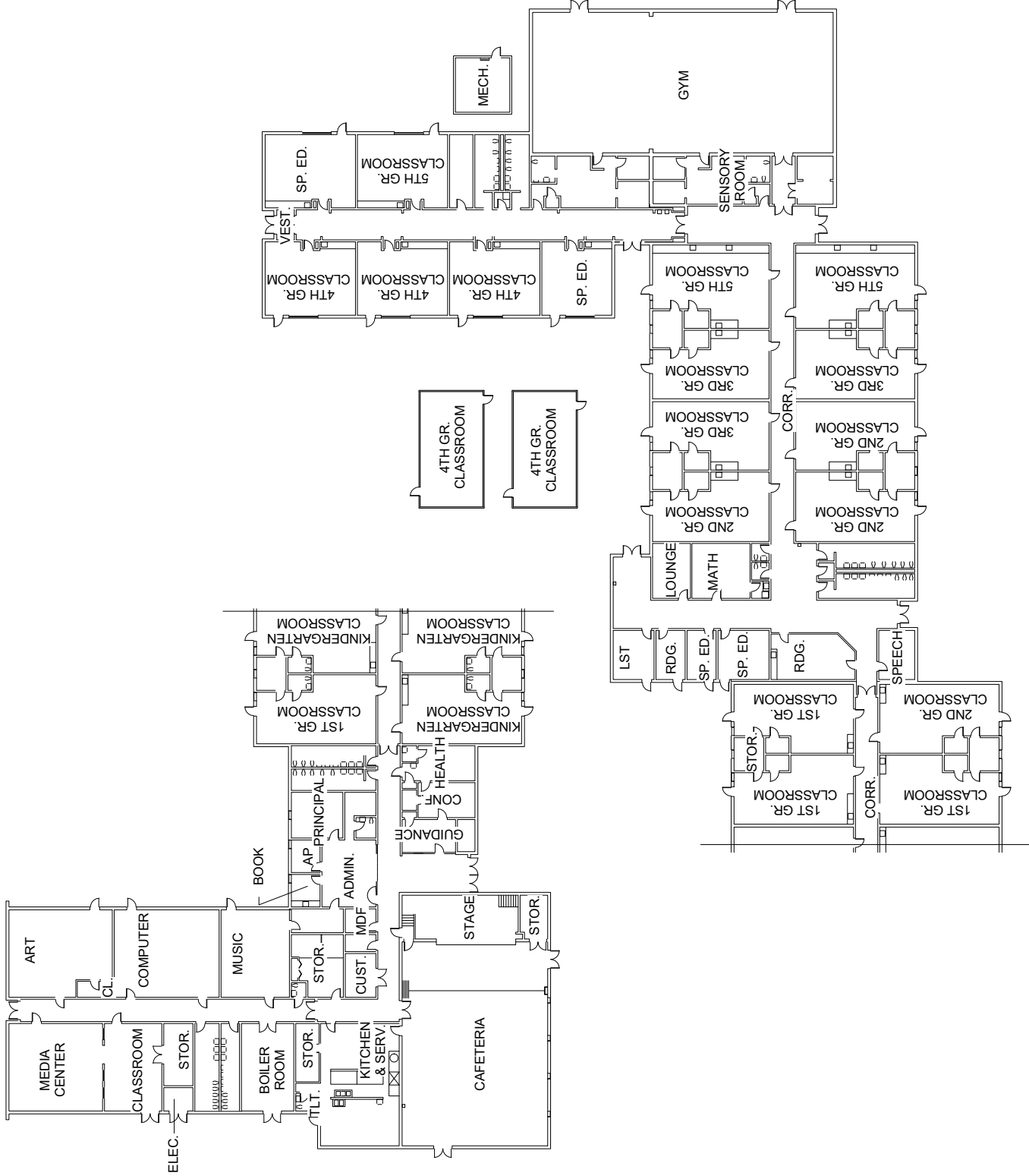
PRINCESS ANNE, MARYLAND

Project  
Number: 19.014

Date:

Scale: 1" = 50'-0"

A101



# GREENWOOD ELEMENTARY SCHOOL



SOMERSET COUNTY  
PUBLIC SCHOOLS

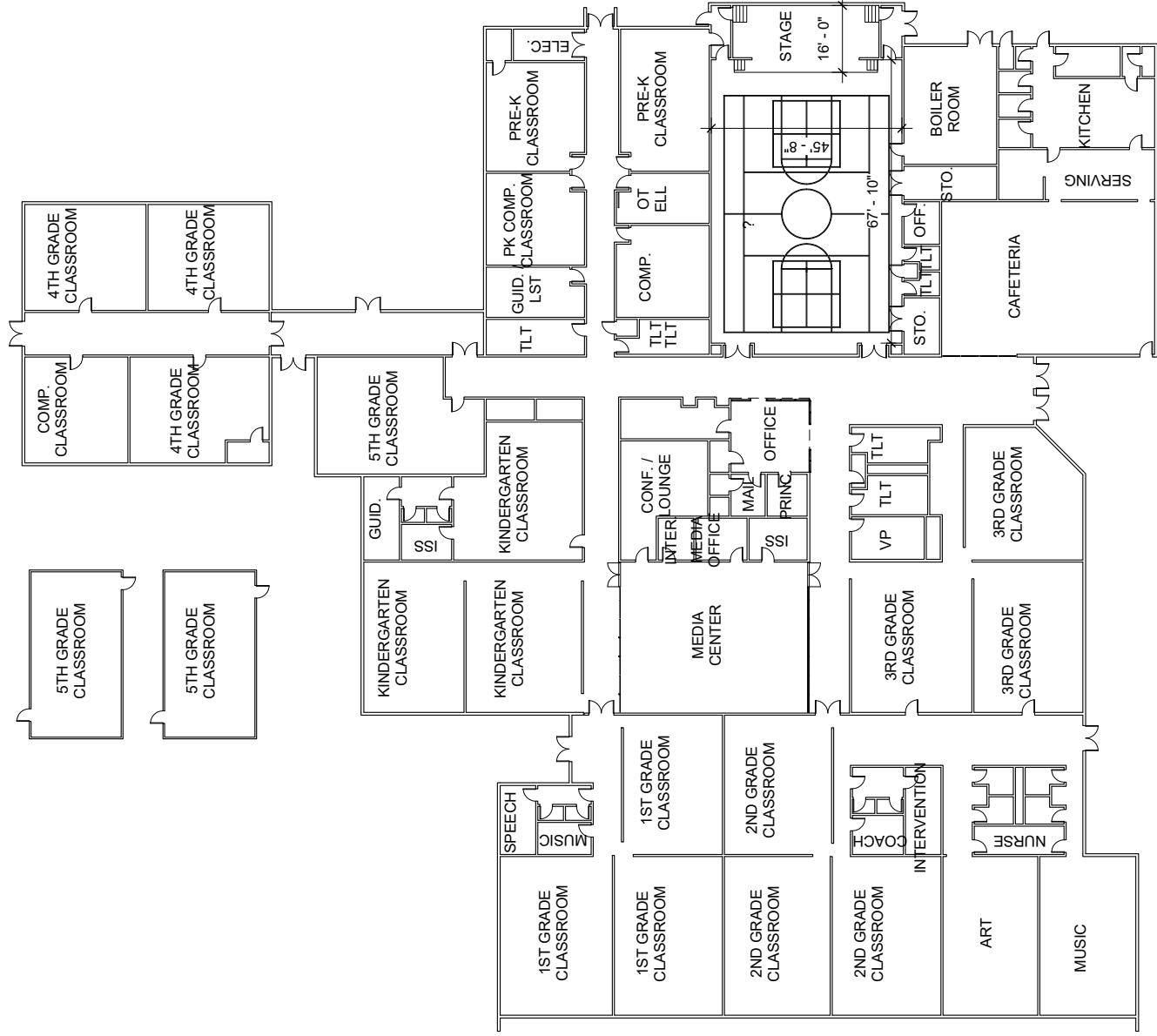
PRINCESS ANNE  
ELEMENTARY SCHOOL  
FIRST FLOOR PLAN  
PRINCESS ANNE, MARYLAND

Project  
Number: 19.010

Date:

Scale: 1" = 40'-0"

A101



**PRINCESS ANNE ELEMENTARY SCHOOL**



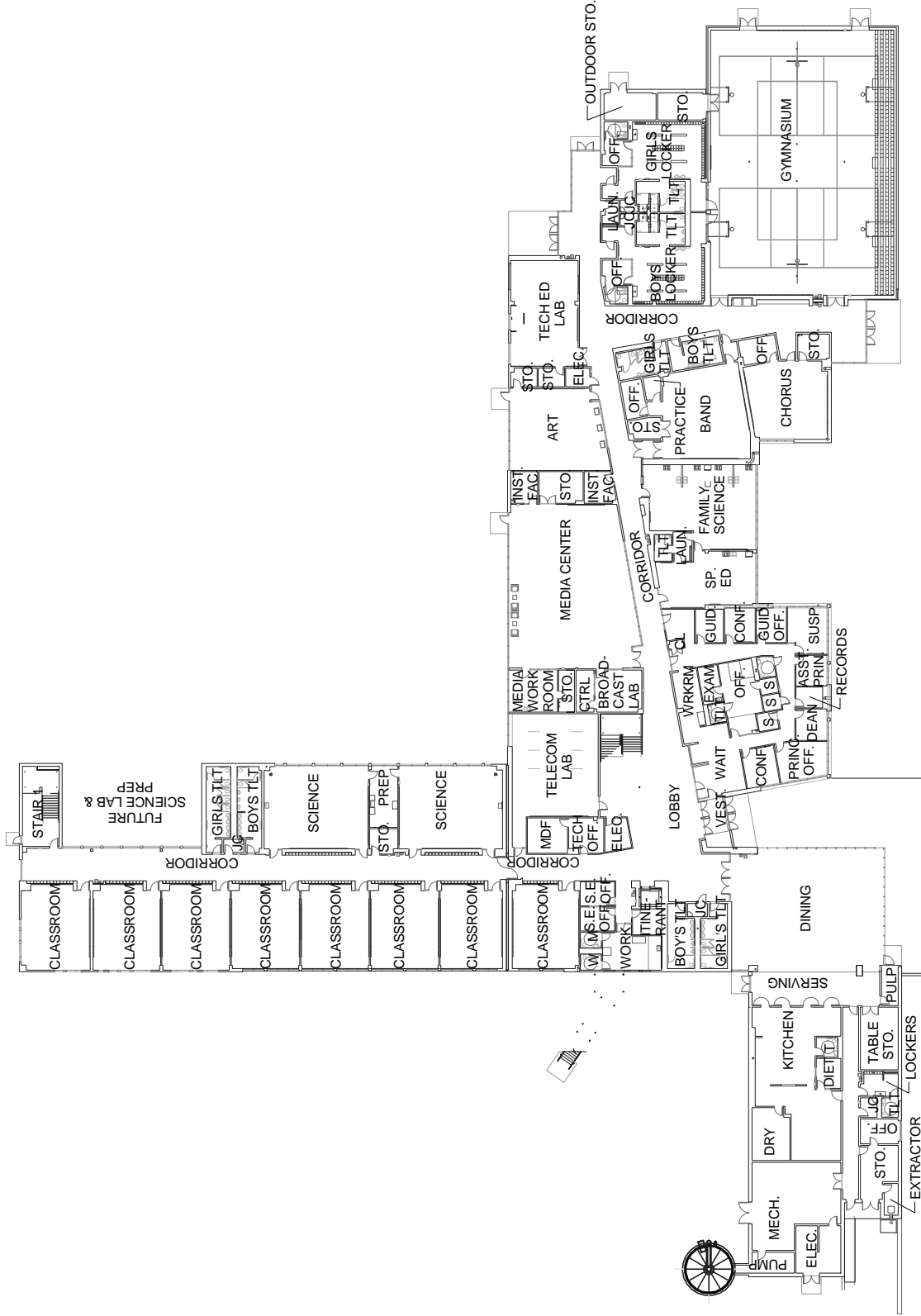


# SOMERSET COUNTY PUBLIC SCHOOLS

# SOMERSET INTERMEDIATE SCHOOL FIRST FLOOR PLAN WESTOVER, MARYLAND

Project Number:  
PSC # 19.001  
Date: 05.14.2014  
Scale: 1" = 60'-0"

A101



# SOMERSET INTERMEDIATE SCHOOL

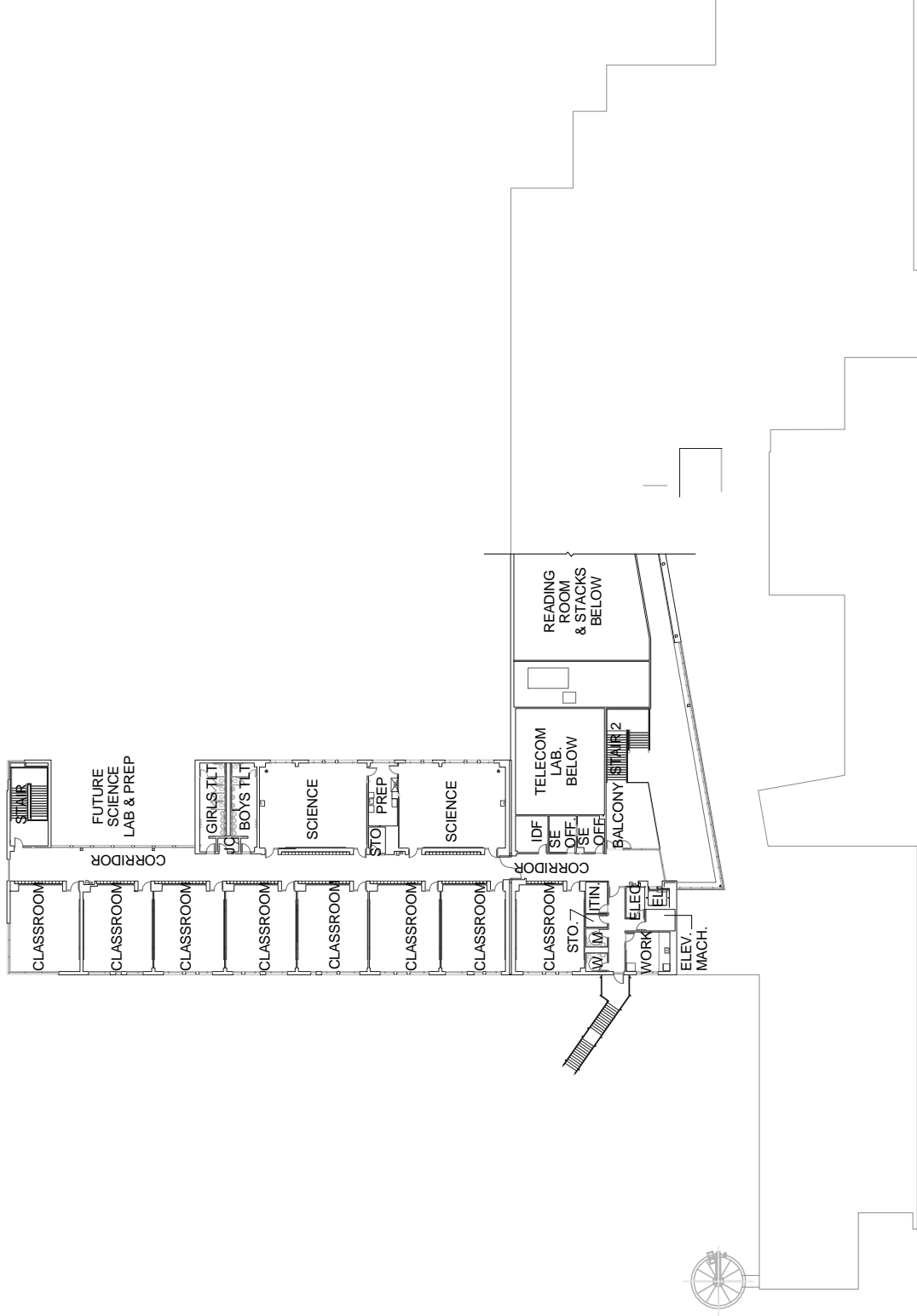


# SOMERSET COUNTY PUBLIC SCHOOLS

# SOMERSET INTERMEDIATE SCHOOL SECOND FLOOR PLAN WESTOVER, MARYLAND

Project Number:  
PSC # 19.001  
Date: 05.14.2014  
Scale: 1" = 60'-0"

## A102



# SOMERSET INTERMEDIATE SCHOOL



SOMERSET COUNTY  
PUBLIC SCHOOLS

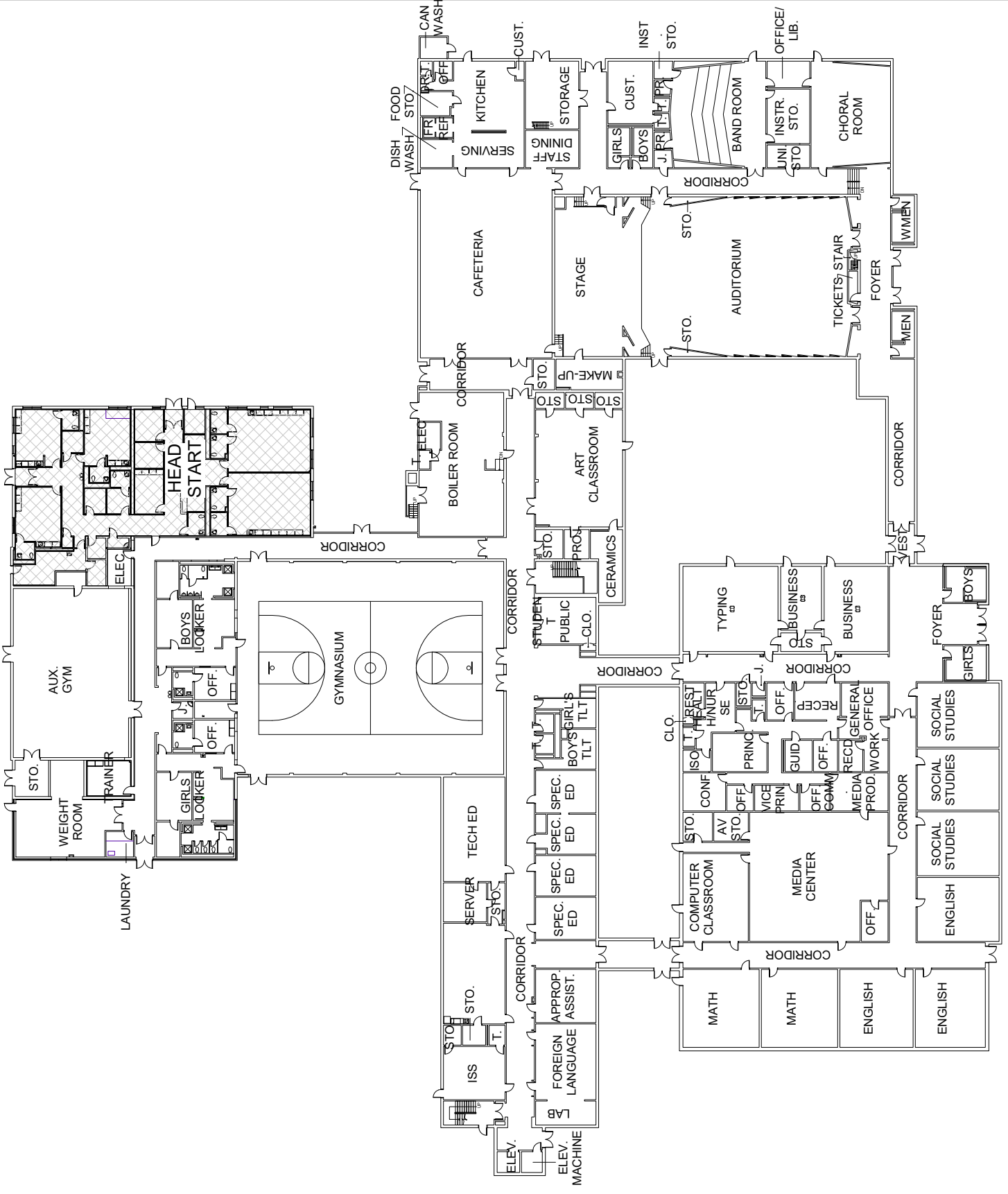
CRISFIELD ACADEMY  
& HIGH SCHOOL  
FIRST FLOOR PLAN  
CRISFIELD, MARYLAND

Project  
Number: 19.004

Date:

Scale: 1" = 50'-0"

A101



CRISFIELD ACADEMY & HIGH SCHOOL



SOMERSET COUNTY  
PUBLIC SCHOOLS

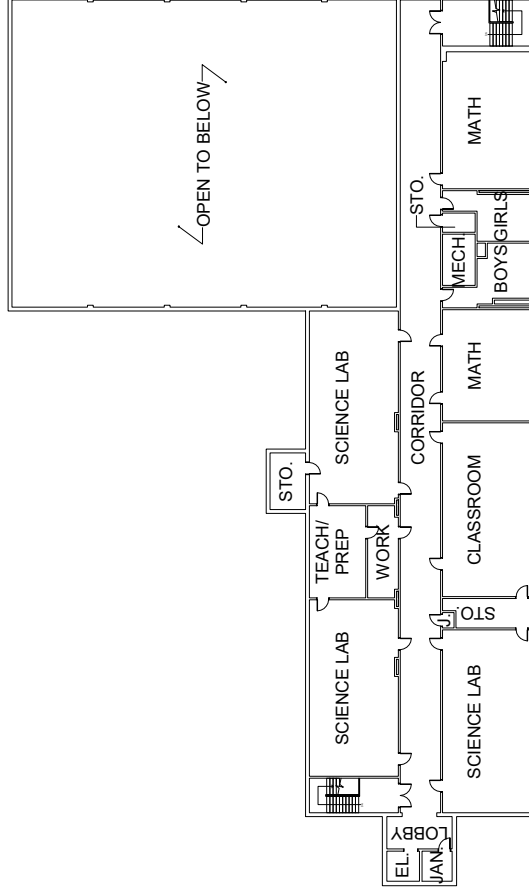
CRISFIELD ACADEMY  
& HIGH SCHOOL  
SECOND FLOOR PLAN  
CRISFIELD, MARYLAND

Project  
Number: 19.004

Date:

Scale: 1" = 50'-0"

A102



CRISFIELD ACADEMY & HIGH SCHOOL



SOMERSET COUNTY  
PUBLIC SCHOOLS

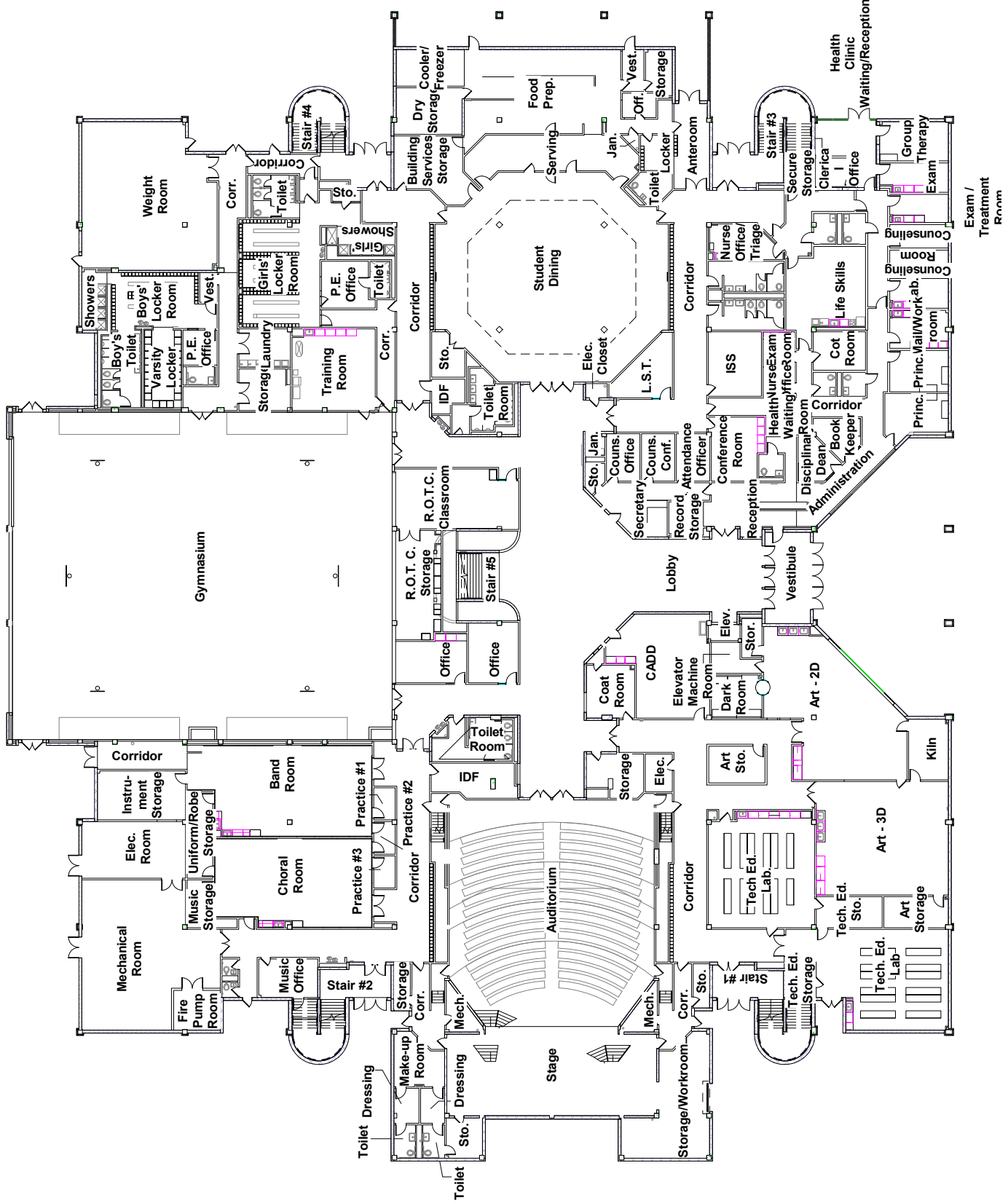
# WASHINGTON ACADEMY/HIGH SCHOOL FIRST FLOOR PLAN PRINCESS ANNE, MARYLAND

Project  
Number: 19.002

Date:

Scale: 1" = 40'-0"

A101



# WASHINGTON ACADEMY/ HIGH SCHOOL



SOMERSET COUNTY  
PUBLIC SCHOOLS

# WASHINGTON ACADEMY/HIGH SCHOOL SECOND FLOOR PLAN PRINCESS ANNE, MARYLAND

Project  
Number: 19.002

Date:

Scale: 1" = 40'-0"

A102



# WASHINGTON ACADEMY/ HIGH SCHOOL



SOMERSET COUNTY  
PUBLIC SCHOOLS

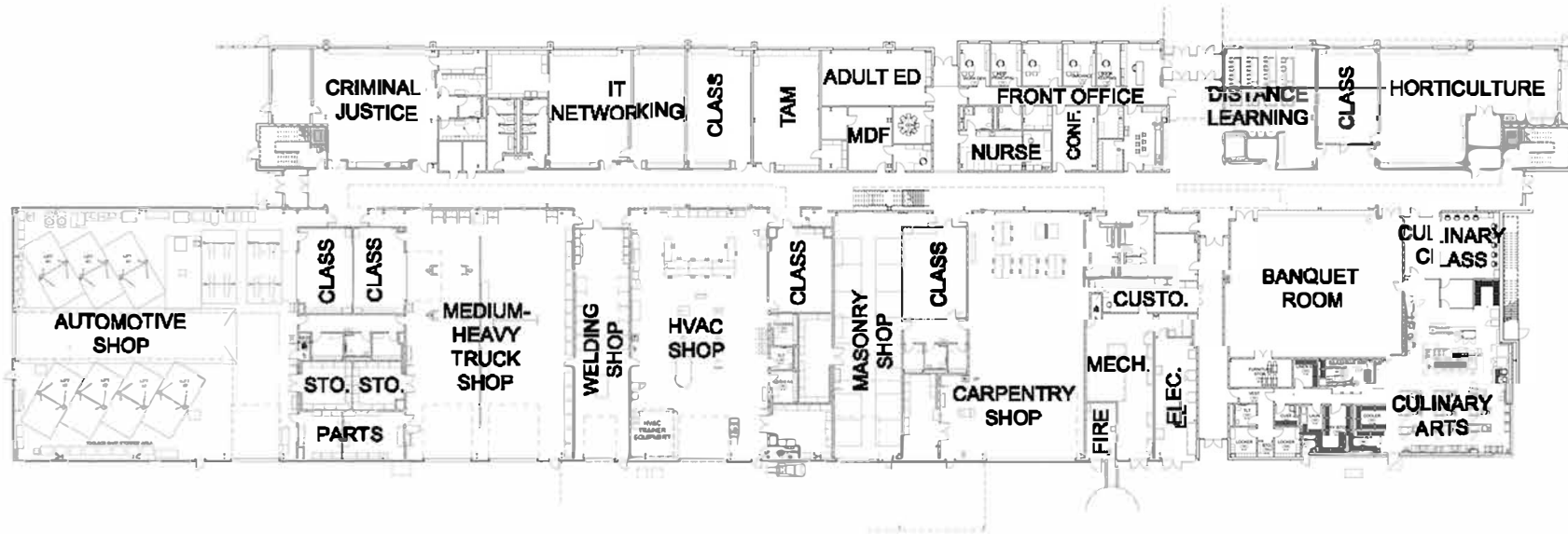
**SOMERSET COUNTY  
TECHNICAL HIGH SCHOOL**  
FIRST FLOOR PLAN  
WESTOVER, MD

Project Number:  
PSC #19.017

Date: 06.12.2019

Scale: 1" = 60'-0"

**A101**



**SOMERSET COUNTY TECHNICAL HIGH SCHOOL**





SOMERSET COUNTY  
PUBLIC SCHOOLS

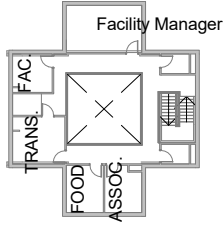
BOARD OF EDUCATION /  
ALT. LEARNING CENTER  
FIRST AND SECOND FLOOR PLANS  
WESTOVER, MD

Project Number:  
PSC #19.003

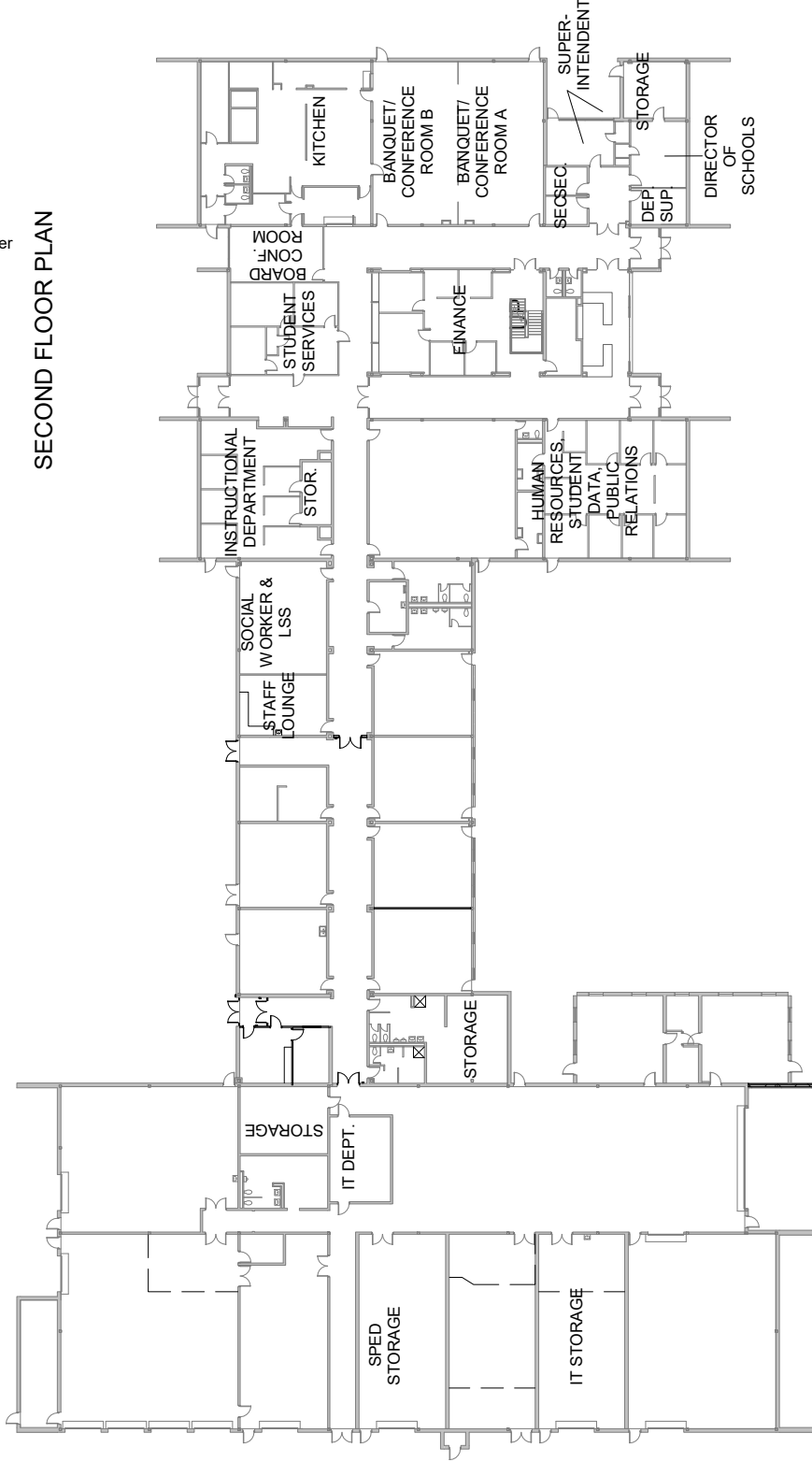
Date: 06.12.2019

Scale: 1" = 50'-0"

A101



SECOND FLOOR PLAN



FIRST FLOOR PLAN