

GCISD Education Master Planning Committee

Meeting #2 – February 5, 2025

FACILITIES

Huckabee +



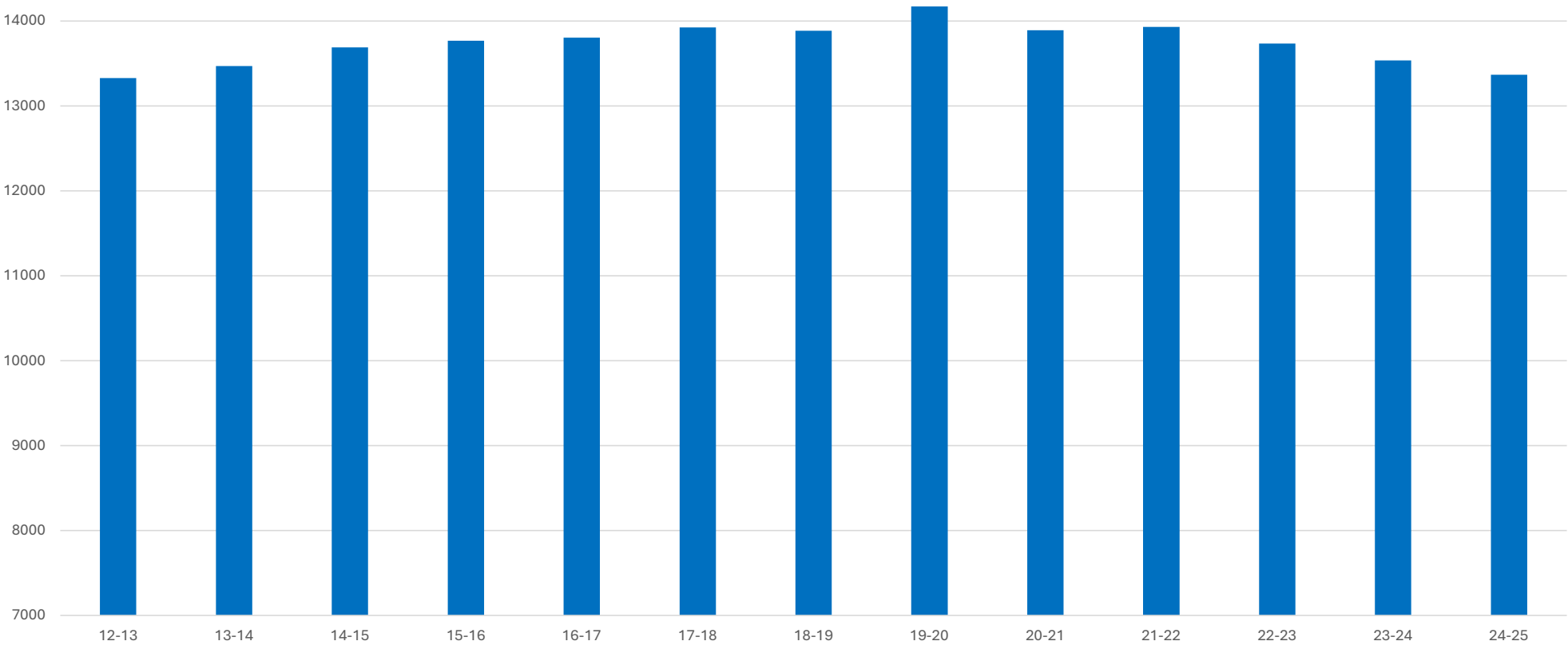
Education Master Planning Committee

CHARGE

Provide a recommendation on current and future educational programs and the impact of those programs on facilities for the needs of the next generation of students in GCISD.

GCISD Enrollment History

Source: TAPR



iUniversity Prep

iUniversity Prep is an **ALL VIRTUAL** college prep magnet school that covers all Texas Essential Knowledge and Skills at each grade level and for each course.

Open to all Texas students who were enrolled in a public Texas school the previous year. However, they must commit to travel within a max of 150 miles to attend face-to-face STAAR/EOC testing on specific days.

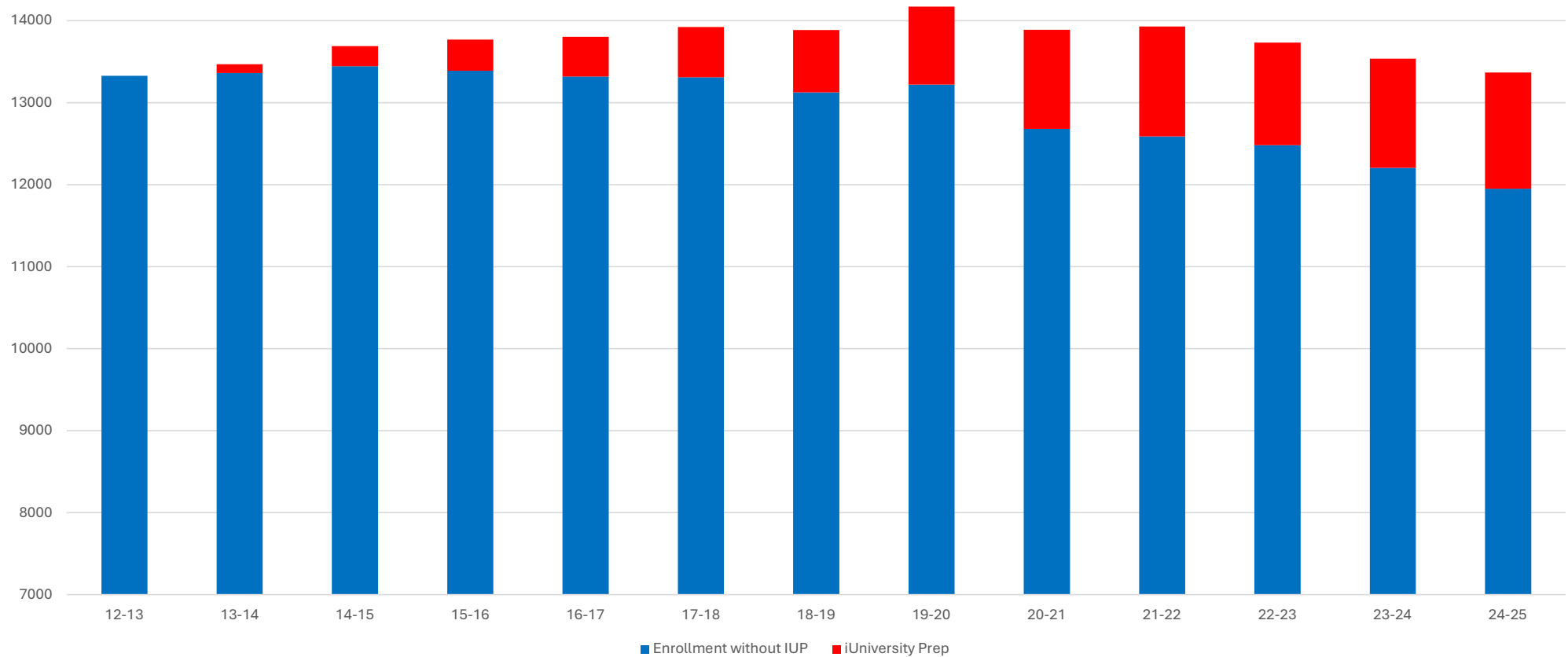
Teachers – called professors – are Grapevine-Colleyville ISD teachers dedicated **solely** to the virtual campus. All staff are highly qualified, SBEC-credentialed, and certified virtual instructors.

- Current Enrollment - 1415

- ES – 45
- MS – 501
- HS – 869

GCISD Enrollment History with iUniversity Prep

Source: TAPR & GCISD



Capacity Definitions

Design Capacity

The number of students a school can accommodate based on the number of classrooms and the intended number of students per classroom.

Functional Capacity

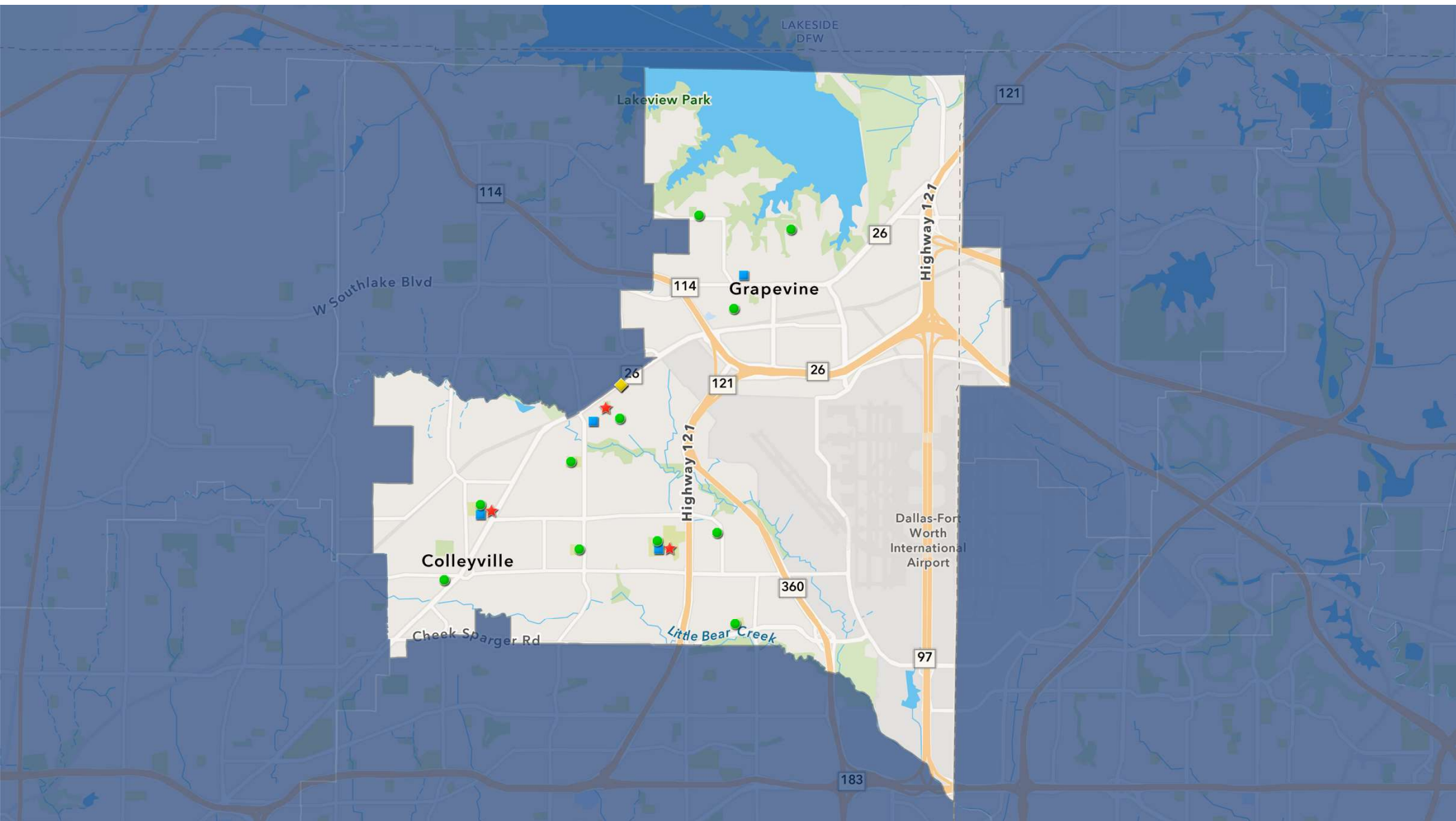
The number of students a school can functionally accommodate based on the number of classrooms and the intended number of students per classroom multiplied by a percentage* to factor in the likelihood that each classroom will not be filled to capacity.

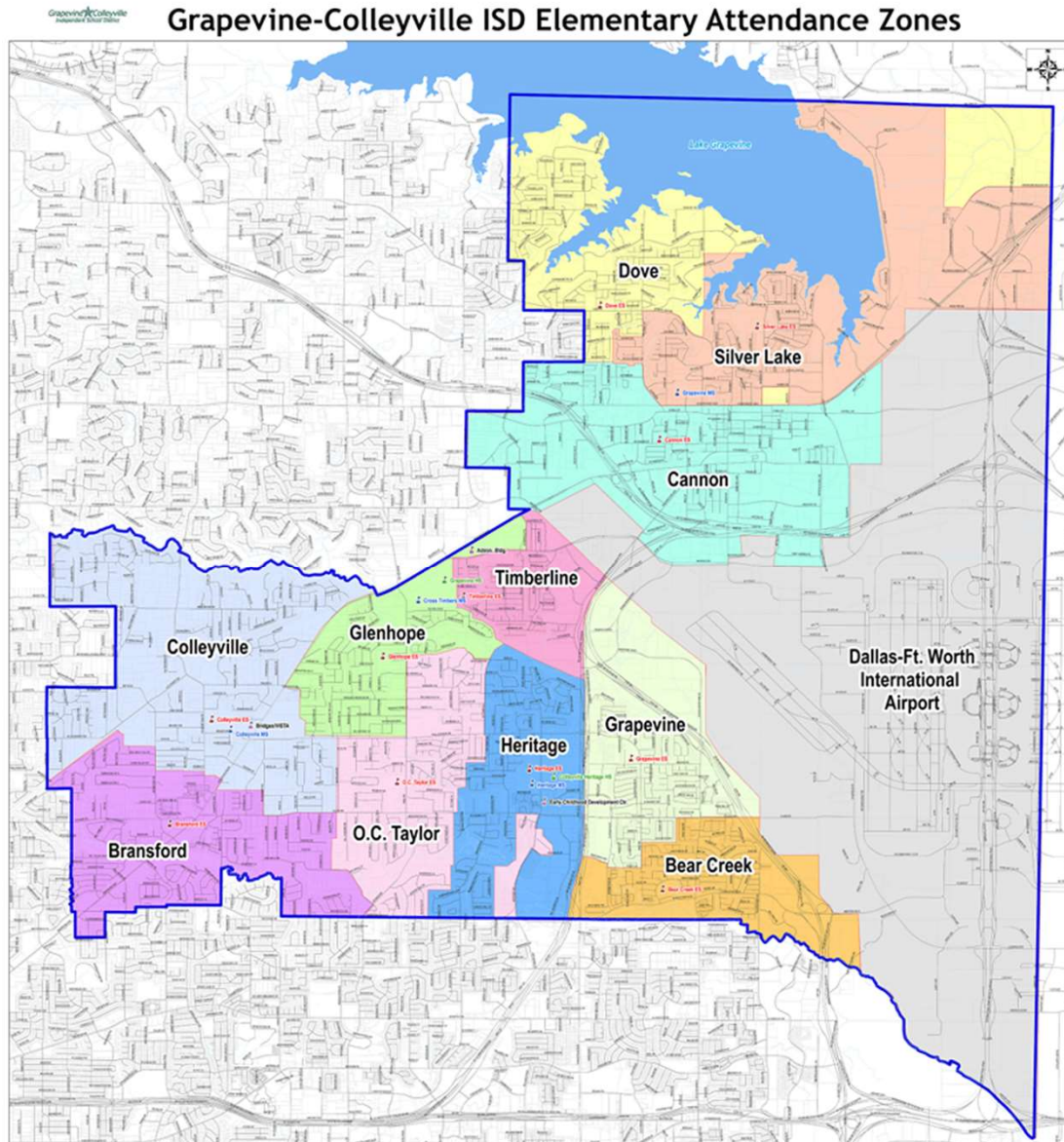
*ES @ 90% · MS @ 80% · HS @ 75%

Current Enrollment + Functional Capacity

% at Functional Capacity $\frac{\text{Current Enrollment of the School}}{\text{Functional Capacity of the School}}$

| | |
|--------|----------------|
| Blue | 106% and above |
| Green | 95% - 105% |
| Yellow | 85% - 94% |
| Red | 84% and below |





Elementary Schools

| | Current Enrollment* | Design Capacity | Functional Capacity |
|-------------|---------------------|-----------------|---------------------|
| Bear Creek | 524 | 750 | 675 |
| Bransford | 455 | 700 | 630 |
| Cannon STEM | 465 | 660 | 594 |
| Colleyville | 415 | 660 | 594 |
| Dove | 411 | 700 | 630 |
| Glenhope | 568 | 700 | 630 |
| Grapevine | 533 | 800 | 720 |
| Heritage | 538 | 700 | 630 |
| Silver Lake | 450 | 800 | 720 |
| O.C. Taylor | 511 | 660 | 594 |
| Timberline | 592 | 800 | 720 |

Bear Creek Elementary School

- Year Built: 1987
- Additions-Renovations: 2012, 2016
- Square Footage: 95,200 SF
- Design Capacity: 750
- Functional Capacity: 675
- 2024 Enrollment: **526**
- Assessment Budget Cost: \$13,054,000
- Assessment Needs: Full roof replacement, exterior lighting, kitchen serving line replacements, HVAC upgrades, covered drop-off canopy, large space sound systems
- Bond Project Budget: \$600,000 (+\$1,038,000 in 2024 Summer
- Bond Scope: Roof repairs, HVAC upgrades, added security cameras, access control, PA system upgrade, stage sound system.



| | |
|--------|----------------|
| Blue | 106% and above |
| Green | 95% - 105% |
| Yellow | 85% - 94% |
| Red | 84% and below |



OC Taylor Elementary School

- Year Built: 1986
- Additions-Renovations: 2007, 2012, 2016
- Square Footage: 75,558 SF
- Design Capacity: 660
- Functional Capacity: 600
- 2024 Enrollment: 511
- Assessment Budget Cost: \$14,807,874
- Assessment Needs: Pre-K expansion, re-grade playground, badge readers across campus, interior/exterior LED lighting and controls, restroom upgrades, foundation repairs.
- Bond Project Budget:\$1,520,807
- Bond Scope: HVAC upgrades, new Fire Alarm and foundation repairs. New PA System, Added cameras and access control. New sound system at stage.



| | |
|--------|----------------|
| Blue | 106% and above |
| Green | 95% - 105% |
| Yellow | 85% - 94% |
| Red | 84% and below |

Bransford Elementary School

- Year Built: 1993
- Additions-Renovations: 2006, 2012, 2016
- Square Footage: 73,742 SF
- Design Capacity: 700
- Functional Capacity: 630
- 2024 Enrollment: **455**
- Assessment Budget Cost: \$4,250,000
- Assessment Needs: Partial roof replacement, electrical upgrades, campus technology, playgrounds, stage sound and lighting, large space sound, campus technology and exterior lighting.
- Bond Project Budget: \$360,000
- Bond Scope: New Fire Alarm and partial roofing replacement. Added cameras and access control. New sound system at stage.



| | |
|--------|----------------|
| Blue | 106% and above |
| Green | 95% - 105% |
| Yellow | 85% - 94% |
| Red | 84% and below |

Heritage Elementary School

- Year Built: 1990
- Additions-Renovations: 2007, 2012, 2016
- Square Footage: 74,807 SF
- Design Capacity: 700
- Functional Capacity: 630
- 2024 Enrollment: 538
- Assessment Budget Cost: \$4,323,402
- Assessment Needs: Interior and exterior LED lighting and controls, large space sound system upgrades, HVAC and plumbing upgrades, science lab equipment.
- Bond Project Budget: \$1,304,000 (+\$941,000 in 2024 Summer)
- Bond Scope: New Fire Alarm and full roofing replacement. New PA system, added cameras and access control. New sound system at stage.



| | |
|--------|----------------|
| Blue | 106% and above |
| Green | 95% - 105% |
| Yellow | 85% - 94% |
| Red | 84% and below |

Cannon STEM Elementary School

- Year Built: 2018
- Additions-Renovations: N/A
- Square Footage: 103,932 SF
- Design Capacity: 660
- Functional Capacity: 594
- 2024 Enrollment: **465**
- Assessment Budget Cost: \$1,420,000
- Assessment Needs: Re-grading soccer field, data to technology kiosks, lighting upgrades and LED signage.
- Bond Project Budget: \$35,000
- Bond Scope: Minor roof repairs, allowance for library updates



CANNON ELEMENTARY
A GCISD STEM SCHOOL



| | |
|------------|----------------------|
| Blue | 106% and above |
| Green | 95% - 105% |
| Yellow | 85% - 94% |
| Red | 84% and below |

Huckabee +



Colleyville Elementary School


- Year Built: 2007
- Additions-Renovations: 2012, 2016
- Square Footage: 74,807 SF
- Design Capacity: 660
- Functional Capacity: 595
- 2024 Enrollment: **415**
- Assessment Budget Cost: \$4,748,000
- Assessment Needs: HVAC upgrades, new LED lighting and controls, site repairs at playground. Sound upgrades at large spaces.
- Bond Project Budget: \$650,000 (+\$939,000 in 2024 Summer)
- Bond Scope: New Public Address and partial roofing replacement. HVAC and lighting upgrades, added cameras and access control. New sound system at stage.



| | |
|--------|----------------|
| Blue | 106% and above |
| Green | 95% - 105% |
| Yellow | 85% - 94% |
| Red | 84% and below |

Dove Elementary School

- Year Built: 1982
- Additions-Renovations: 2006, 2012, 2016
- Square Footage: 69,122 SF
- Design Capacity: 700
- Functional Capacity: 630
- 2024 Enrollment: **410**
- Assessment Budget Cost: \$15,842,251
- Assessment Needs: Expanded learning commons and secured vestibule, cafeteria and stage upgrades, added restrooms, and science labs.
- Bond Project Budget: \$4,366,000 (+\$1,014,000 in 2024 Summer)
- Bond Scope: New Fire Alarm and main electrical room + gear. New PA system, added cameras + access control. New sound system at stage.



| | |
|--------|----------------|
| Blue | 106% and above |
| Green | 95% - 105% |
| Yellow | 85% - 94% |
| Red | 84% and below |



Glenhope Elementary School

- Year Built: 1995
- Additions-Renovations: 2007, 2013, 2016
- Square Footage: 68,732 SF
- Design Capacity: 700
- Functional Capacity: 630
- 2024 Enrollment: **568**
- Assessment Budget Cost: \$6,532,061
- Assessment Needs: Outdoor storage, renovate music room, full LED lighting and controls, and re-sod playground
- Bond Project Budget: \$1,703,000
- Bond Scope: New Fire Alarm and HVAC replacement. New PA system, Added cameras and access control. New sound system at stage.



| | |
|---------------|------------------|
| Blue | 106% and above |
| Green | 95% - 105% |
| Yellow | 85% - 94% |
| Red | 84% and below |

Grapevine Elementary School

- Year Built: 1994
- Additions-Renovations: 2007, 2013, 2016
- Square Footage: 68,732 SF
- Design Capacity: 800
- Functional Capacity: 720
- 2024 Enrollment: **533**
- Assessment Budget Cost: \$5,637,171
- Assessment Needs: Renovate admin area, replace interior LED lighting and controls, replace grease trap, HVAC and plumbing upgrades.
- Bond Project Budget: \$2,417,000
- Bond Scope: New Fire Alarm and shingle roofing replacement. New HVAC units, and new grease trap. New PA system, added cameras and access control. New sound system at stage.



| | |
|--------|----------------|
| Blue | 106% and above |
| Green | 95% - 105% |
| Yellow | 85% - 94% |
| Red | 84% and below |

Silver Lake Elementary School

- Year Built: 1995
- Additions-Renovations: 2007, 2012, 2016
- Square Footage: 81,682 SF
- Design Capacity: 800
- Functional Capacity: 720
- 2024 Enrollment: **450**
- Assessment Budget Cost: \$4,755,126
- Assessment Needs: Re-grade playground and repair drainage, interior/exterior LED lighting and controls, restroom upgrades, foundation repairs.
- Bond Project Budget: \$1,592,885
- Bond Scope: Roofing repairs, and HVAC replacement. New PA system, added cameras and access control. New sound system at stage.



| | |
|--------|----------------|
| Blue | 106% and above |
| Green | 95% - 105% |
| Yellow | 85% - 94% |
| Red | 84% and below |

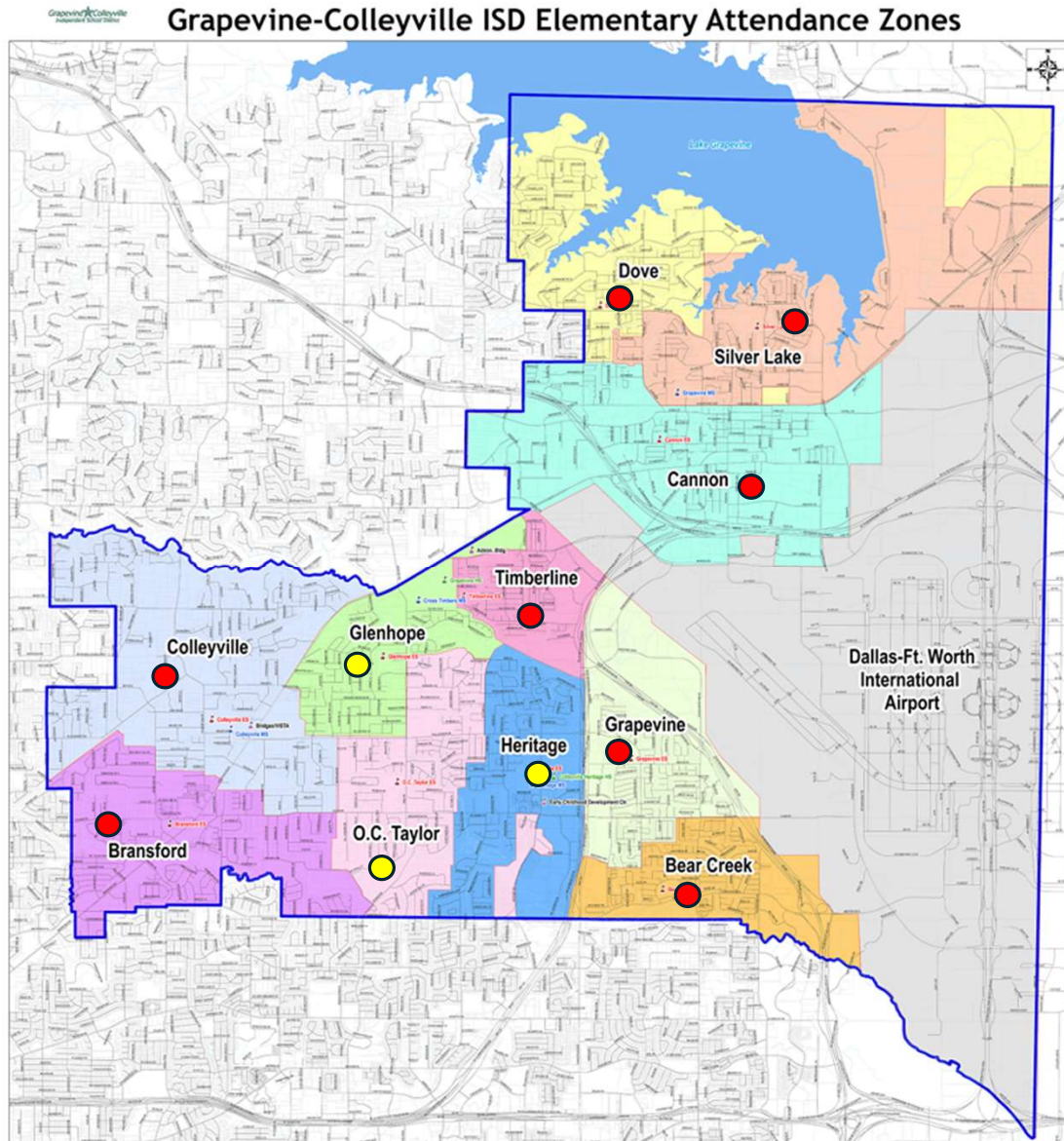


Timberline Elementary School

- Year Built: 1978
- Additions-Renovations: 2007, 2012, 2016
- Square Footage: 98,498 SF
- Design Capacity: 800
- Functional Capacity: 720
- 2024 Enrollment: **593**
- Assessment Budget Cost: \$7,658,697
- Assessment Needs: Work room and break room renovations, interior and exterior LED lighting and controls, restroom upgrades, replace portables and re-grade play areas.
- Bond Project Budget: \$2,474,341
- Bond Scope: New Fire Alarm and partial roofing replacement. Added cameras and access control. New sound system at stage.

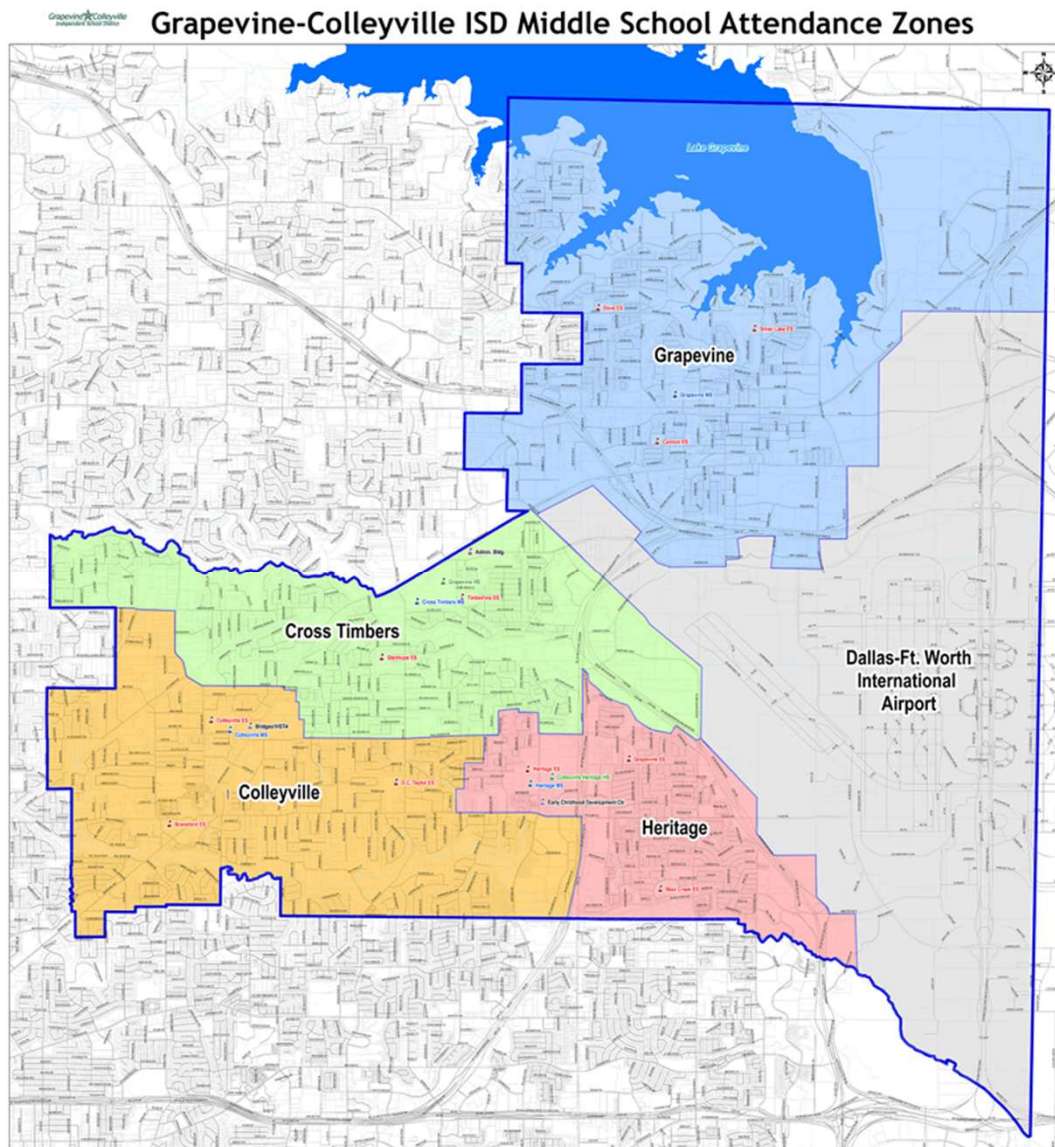


| | |
|--------|----------------|
| Blue | 106% and above |
| Green | 95% - 105% |
| Yellow | 85% - 94% |
| Red | 84% and below |



Elementary Schools

| | |
|---------------|----------------|
| Blue | 106% and above |
| Green | 95% - 105% |
| Yellow | 85% - 94% |
| Red | 84% and below |



Middle Schools

| | Current Enrollment* | Design Capacity | Functional Capacity |
|----------------------|---------------------|-----------------|---------------------|
| Colleyville Middle | 610 | 750 | 600 |
| Cross Timbers Middle | 820 | 925 | 740 |
| Grapevine Middle | 634 | 900 | 720 |
| Heritage Middle | 724 | 1000 | 800 |

Colleyville Middle School

- Year Built: 1975
- Additions:
- Square Footage: 130,700 SF
- Design Capacity: 750
- Functional Capacity: 600
- 2024 Enrollment: 610
- Assessment Budget: \$17,930,743
- Assessment Needs: Roof Repairs, HVAC upgrades, Electrical upgrades, band hall expansion, restroom upgrades, athletics spaces, add lecture halls and entry vestibules
- Bond Project Budget: \$873,639 (+\$2,000,000 in 2024 Summer)
- Bond Scope: Roof repairs, HVAC upgrades, added security cameras, access control, stage sound system, and FA replacement. Replaced RTU's in 2024 with 2016 Bond Funds



| | |
|--------|----------------|
| Blue | 106% and above |
| Green | 95% - 105% |
| Yellow | 85% - 94% |
| Red | 84% and below |

Cross Timbers Middle School

- Year Built: 1990
- Additions: 2007, 2013, 2016
- Square Footage: 199,250 SF
- Design Capacity: 925
- Functional Capacity: 740
- 2024 Enrollment: 820
- Assessment Budget: \$24,092,659
- Assessment Needs: Roof Repairs, HVAC upgrades, Electrical upgrades and exterior lighting, new band room, new black box, upgrade snack bar, science lab upgrades athletics upgrades, and sensory spaces
- Bond Project Budget: \$2,074,044 (+\$1,020,000 in 2024 Summer)
- Bond Scope: Roof repairs, HVAC upgrades, added security cameras, access control, stage sound system, and sewer pipe repairs. Replaced RTU's and pumps in 2024 with 2016 Bond Funds



| | |
|--------|----------------|
| Blue | 106% and above |
| Green | 95% - 105% |
| Yellow | 85% - 94% |
| Red | 84% and below |

Grapevine Middle School

- Year Built: 2001
- Additions: 2007, 2013, 2016
- Square Footage: 160,859 SF
- Design Capacity: 900
- Functional Capacity: 720
- 2024 Enrollment: 634
- Assessment Budget: \$45,562,005
- Assessment Needs: Roof Repairs, HVAC upgrades, Electrical upgrades, stage and cafeteria expansion, new band storage, band and choir renovations, and new instrument storage, and full roof replacement
- Bond Project Budget: \$873,639 (+\$800,000 in 2024 Summer)
- Bond Scope: Roof repairs, chiller replacement, HVAC upgrades, added security cameras, access control, and stage sound system. Replaced turf field in 2024 with 2016 Bond Funds



| | |
|---------------|------------------|
| Blue | 106% and above |
| Green | 95% - 105% |
| Yellow | 85% - 94% |
| Red | 84% and below |



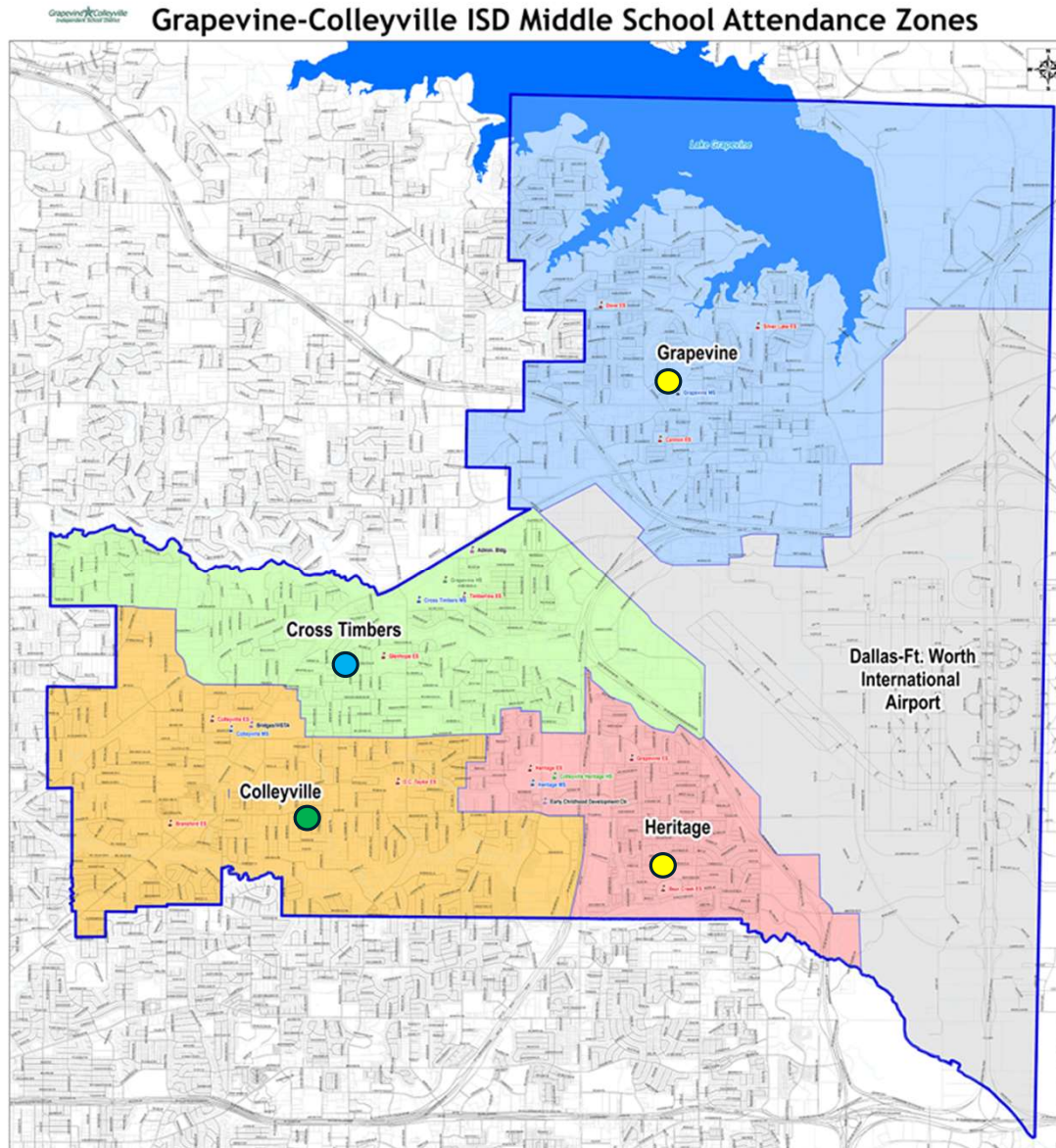
Heritage Middle School



- Year Built: 1993
- Additions: 2006, 2012, 2016
- Square Footage: 150,732 SF
- Design Capacity: 1000
- Functional Capacity: 800
- 2024 Enrollment: 724
- Assessment Budget: \$17,930,743
- Assessment Needs: Science lab renovation, HVAC upgrades, Electrical upgrades, band hall expansion, restroom upgrades, athletics spaces, fine arts storage space, stadium renovations, sensory spaces, and exterior lighting
- Bond Project Budget: \$963,388 (+\$800,000 in 2024 Summer)
- Bond Scope: Roof repairs, HVAC upgrades, added security cameras, new lift station, access control, stage sound system, and FA replacement. Replaced outdoor turf in 2024 with 2016 Bond Funds

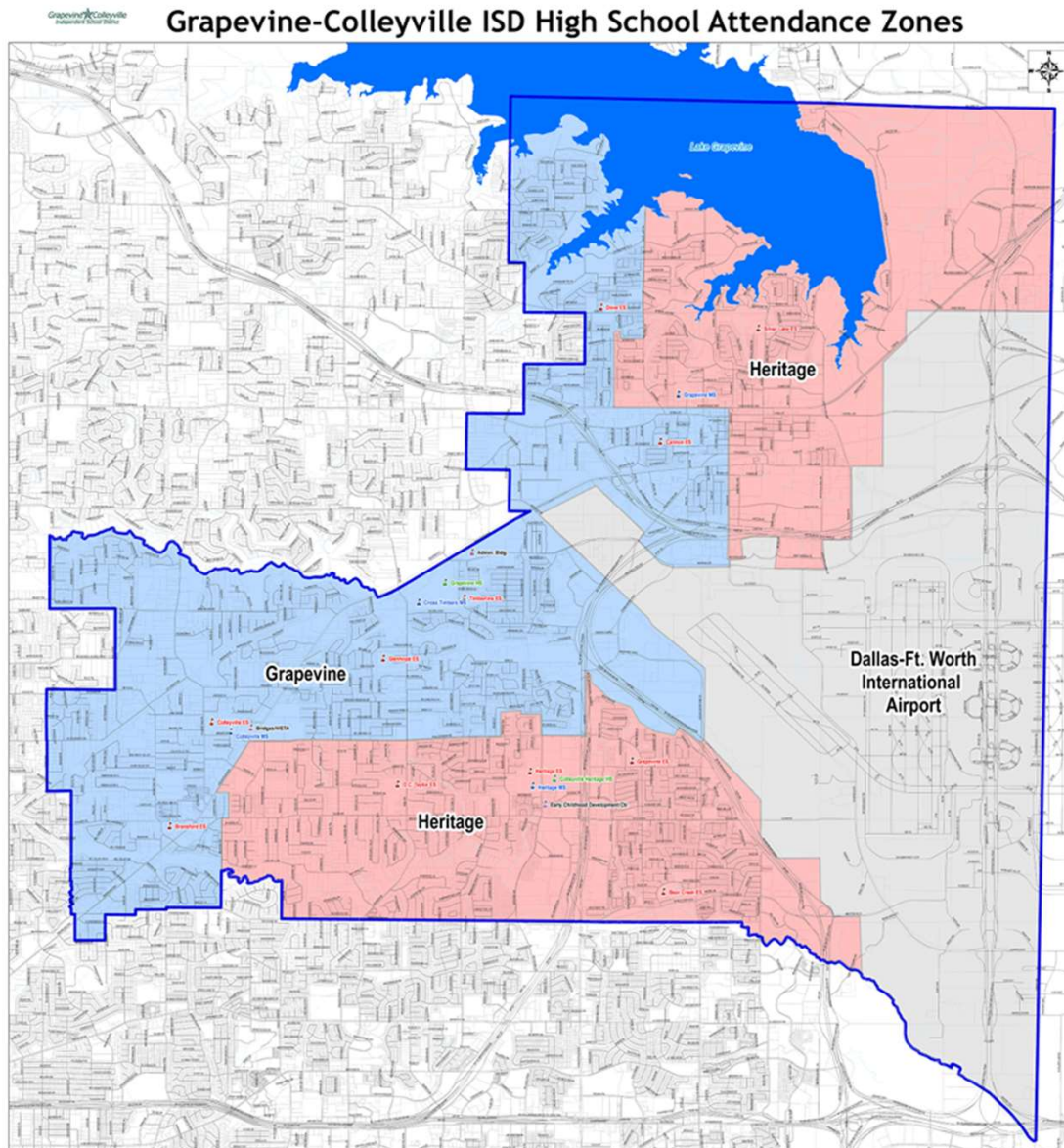


| | |
|--------|----------------|
| Blue | 106% and above |
| Green | 95% - 105% |
| Yellow | 85% - 94% |
| Red | 84% and below |



Middle Schools

| | |
|--------|----------------|
| Blue | 106% and above |
| Green | 95% - 105% |
| Yellow | 85% - 94% |
| Red | 84% and below |



High Schools

| | Current Enrollment* | Design Capacity | Functional Capacity |
|---------------------------|---------------------|-----------------|---------------------|
| Colleyville Heritage High | 1837 | 2500 | 1875 |
| Grapevine High | 1624 | 2400 | 1800 |

Colleyville-Heritage High School

- Year Built: 1996
- Additions/Renovations: 2006, 2012, and 2016
- Square Footage: 432,507 SF
- Design Capacity: 2500
- Functional Capacity: 1875
- 2024 Enrollment: 1837
- Assessment Budget: \$68,706,551
- Assessment Needs: New LED lighting, Fine Arts expansions and additions, athletics upgrades, computer lab upgrades, parking lot repairs, vestibules, and auditorium seating.
- Bond Project Budget: \$20,818,264
- Bond Scope: Replace existing damaged chilled and hot water lines, new culinary CTW kitchen, security cameras, access control, rolling grilles at PAC, new sidewalk to PAC from main building.



| | |
|--------|----------------|
| Blue | 106% and above |
| Green | 95% - 105% |
| Yellow | 85% - 94% |
| Red | 84% and below |

Grapevine High School

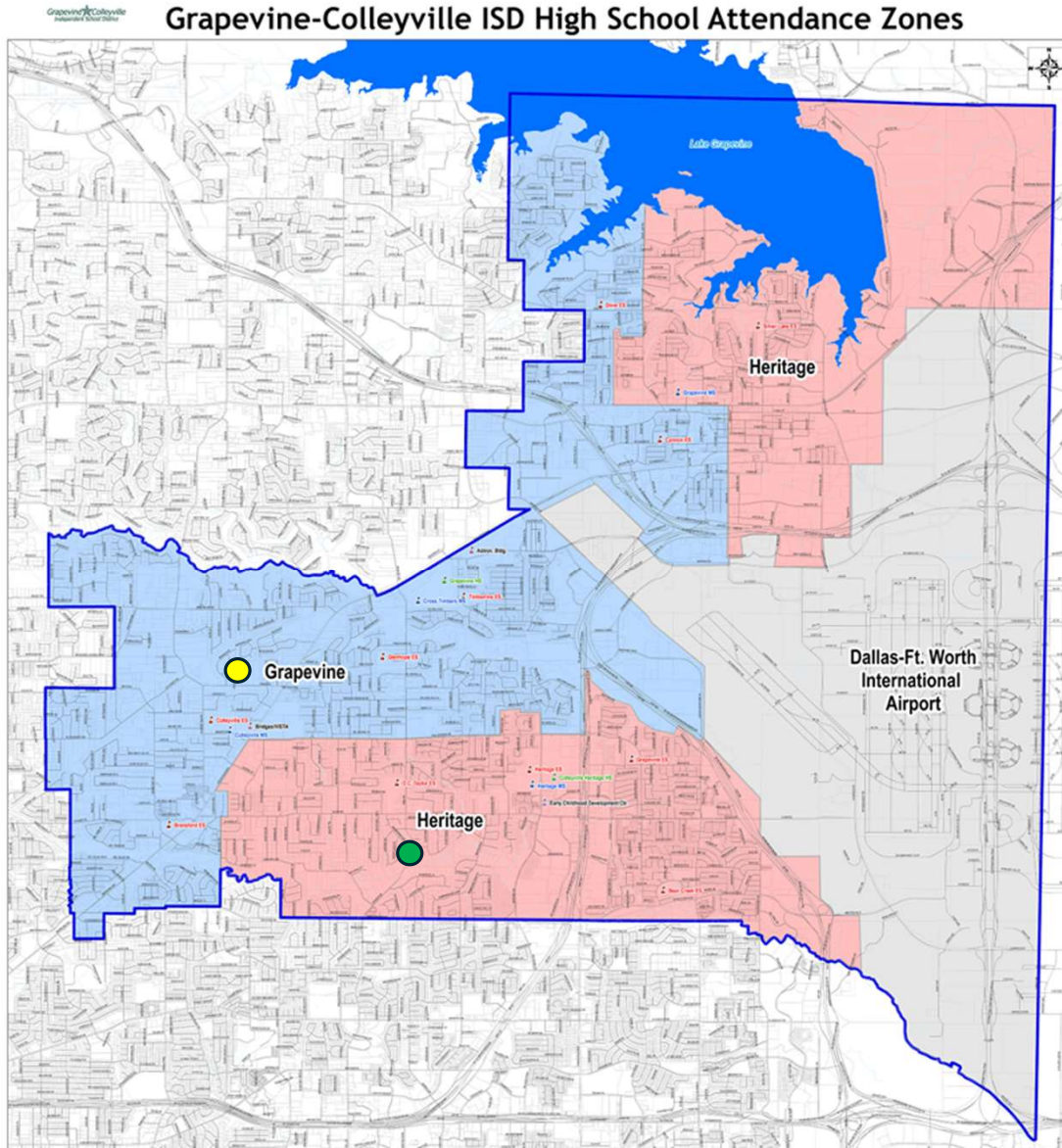


- Year Built: 1968
- Additions: 2001, 2012, 2016
- Square Footage: 440,314 SF
- Design Capacity: 2,400
- Functional Capacity: 1,800
- 2024 Enrollment: 1,624
- Assessment Budget: \$105,807,476
- Assessment Needs: New roofing and exterior cladding, TV studio addition, interior and exterior lighting, Band and fine arts expansion, athletics upgrades, HVAC upgrades, science lab showers.
- Bond Project Budget: \$19,472,000 (+\$2,255,000 in 2024 Summer)
- Bond Scope: Full roof replacement, HVAC and electrical upgrades, MAC access gates, security camera additions, access control, PA system replacement.



| | |
|--------|----------------|
| Blue | 106% and above |
| Green | 95% - 105% |
| Yellow | 85% - 94% |
| Red | 84% and below |



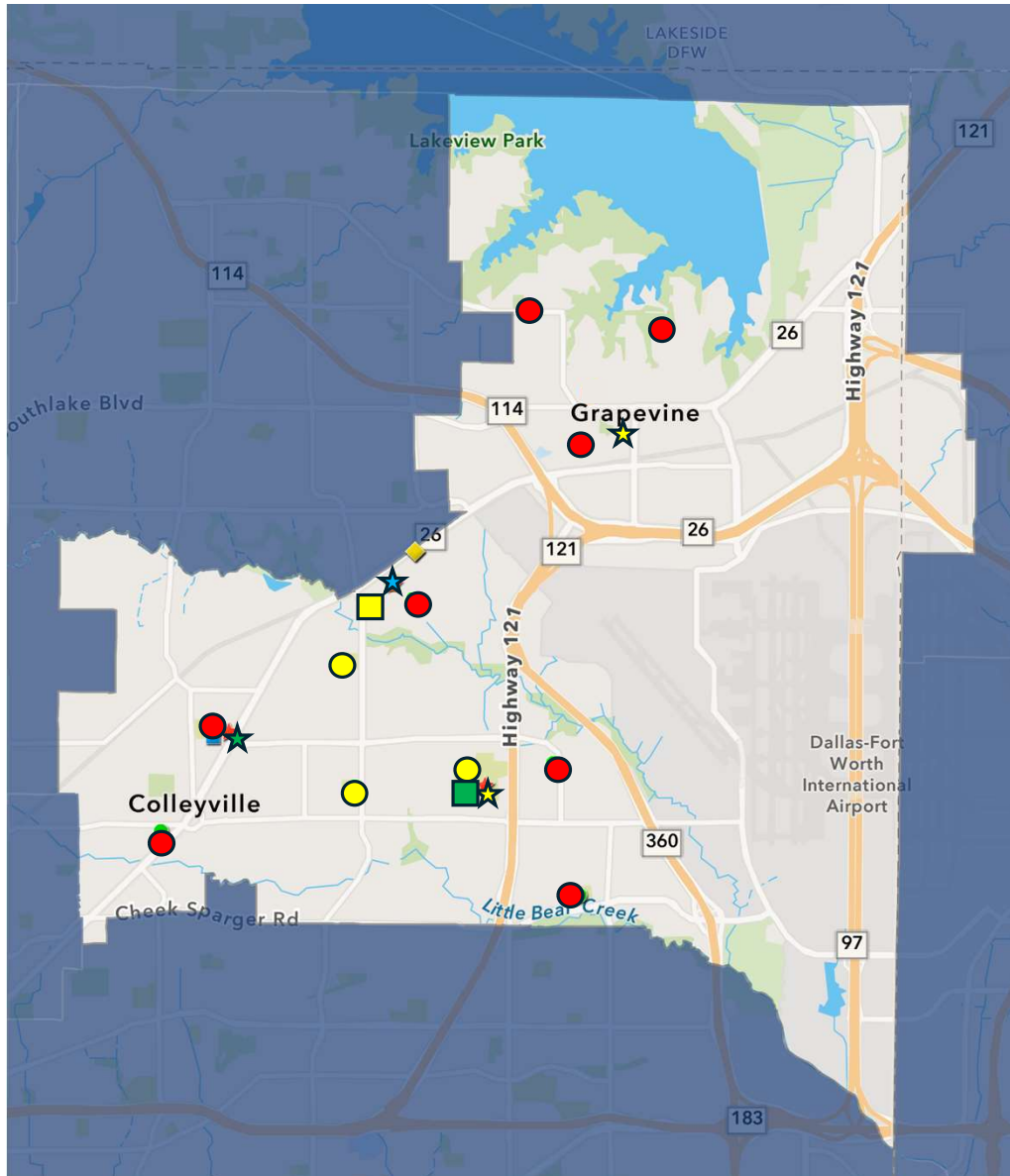


High Schools

| | |
|---------------|----------------|
| Blue | 106% and above |
| Green | 95% - 105% |
| Yellow | 85% - 94% |
| Red | 84% and below |

% at Functional Capacity

- ES
- ★ MS
- HS



Blue

- Cross Timbers MS (111%)

Green

- Colleyville Heritage HS (98%)
- Colleyville MS (102%)

Yellow

- Grapevine HS (90%)
- Grapevine MS (88%)
- Heritage MS (91%)
- Glenhope ES (90%)
- Heritage ES (85%)
- O.C. Taylor ES (86%)

Red

- Bear Creek ES (78%)
- Bransford ES (72%)
- Cannon STEM (78%)
- Colleyville ES (70%)
- Dove ES (65%)
- Grapevine ES (74%)
- Silver Lake ES (63%)
- Timberline ES (82%)

Seats Available Based on Current Enrollment and Functional Capacity

| | Current Enrollment* | Design Capacity | Functional Capacity | % at Capacity | Seats Available |
|---------------------------|---------------------|-----------------|---------------------|---------------|-----------------|
| Elementary Schools | | | | | |
| Bear Creek | 524 | 750 | 675 | 78% | 151 |
| Bransford | 455 | 700 | 630 | 72% | 175 |
| Cannon STEM | 465 | 660 | 594 | 78% | 129 |
| Colleyville | 415 | 660 | 594 | 70% | 179 |
| Dove | 411 | 700 | 630 | 65% | 219 |
| Glenhope | 568 | 700 | 630 | 90% | 62 |
| Grapevine | 533 | 800 | 720 | 74% | 187 |
| Heritage | 538 | 700 | 630 | 85% | 92 |
| Silver Lake | 450 | 800 | 720 | 63% | 270 |
| O.C. Taylor | 511 | 660 | 594 | 86% | 83 |
| Timberline | 592 | 800 | 720 | 82% | 128 |
| | | | | | 1675 |
| Middle Schools | | | | | |
| Colleyville Middle | 610 | 750 | 600 | 102% | -10 |
| Cross Timbers Middle | 820 | 925 | 740 | 111% | -80 |
| Grapevine Middle | 634 | 900 | 720 | 88% | 86 |
| Heritage Middle | 724 | 1000 | 800 | 91% | 76 |
| | | | | | 72 |
| High Schools | | | | | |
| Colleyville Heritage High | 1837 | 2500 | 1875 | 98% | 38 |
| Grapevine High | 1624 | 2400 | 1800 | 90% | 176 |
| | | | | | 214 |

Huckabee +



Huckabee

