# INFINITE CAMPUS

# PARENT PORTAL

Stay Connected to Your Child's Education

Office of Shared Accountablility

# IMPORTANT CHANGE

# FOR 2026-2027

## Report Cards Are Going Digital

**Beginning this school year:**

❌ Report cards will NOT be mailed home

✅ Progress reports will continue to be available online in parent portal

✅ Parent Portal will be the primary way to view student report cards and progress reports

✅ Families can access grades, attendance, schedules, and more through Parent Portal

**At least one parent or guardian should have an active Parent Portal account.**

CAMPUS P

# WHY IS PARENT PORTAL IMPORTANT?

Parent Portal gives families secure access to:

- Student Grades
- Attendance Records
- Class Schedules
- Progress Reports
- Report Cards
- School Information

**Parent Portal helps families stay informed and support student success.**

# UPDATE YOUR EMAIL

## Step 1: Make Sure Your School Has Your Current Email Address

**Parent Portal activation emails are sent to the email address on file with Buffalo Public Schools.**

Contact your child's school to update your information.

**OR**

Reset your password or recover your username.

- Select “Settings”
- “Account Settings”
- “Account Security Email”
- “Update”
- Then enter your new email address and save.

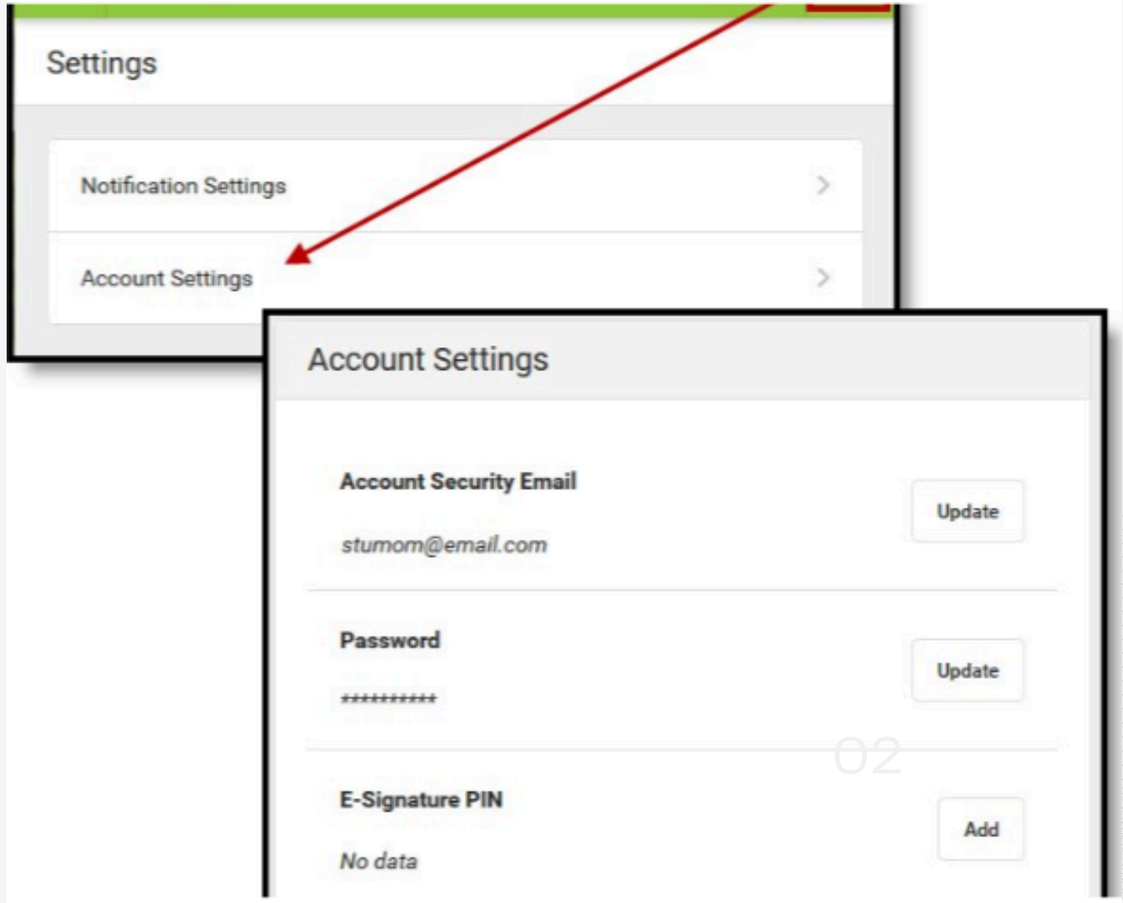


CAMPUS P

# ACTIVATE YOUR ACCOUNT

## Step 2: Activate Your Parent Portal Account

**You will receive an activation email from Infinite Campus within 7 days so please monitor your email.**

**Once you recieve the activation email:**

- Open the activation email.
- Click the secure activation link.
- Create your password.
- Confirm your password.
- Click Submit.

**That's it! Your Parent Portal account is now active.**

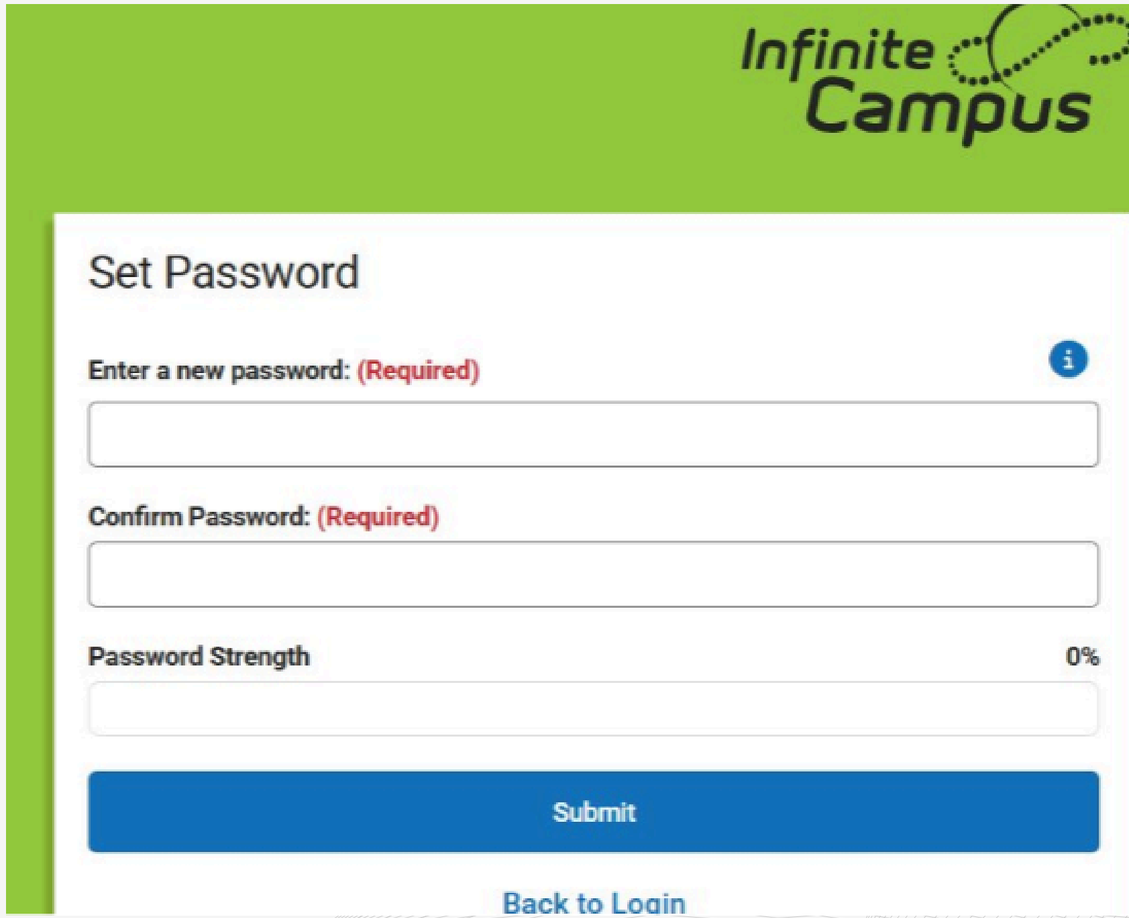

# AFTER ACTIVATION

## Step 3: Log In to Parent Portal

1. Open Parent Portal.
2. Enter the username provided in your activation email.
3. Enter your password  that you setup during activation.
4. Select “Log in” and your all set!

**You can now view your child's important school information.**

CAMPUS P

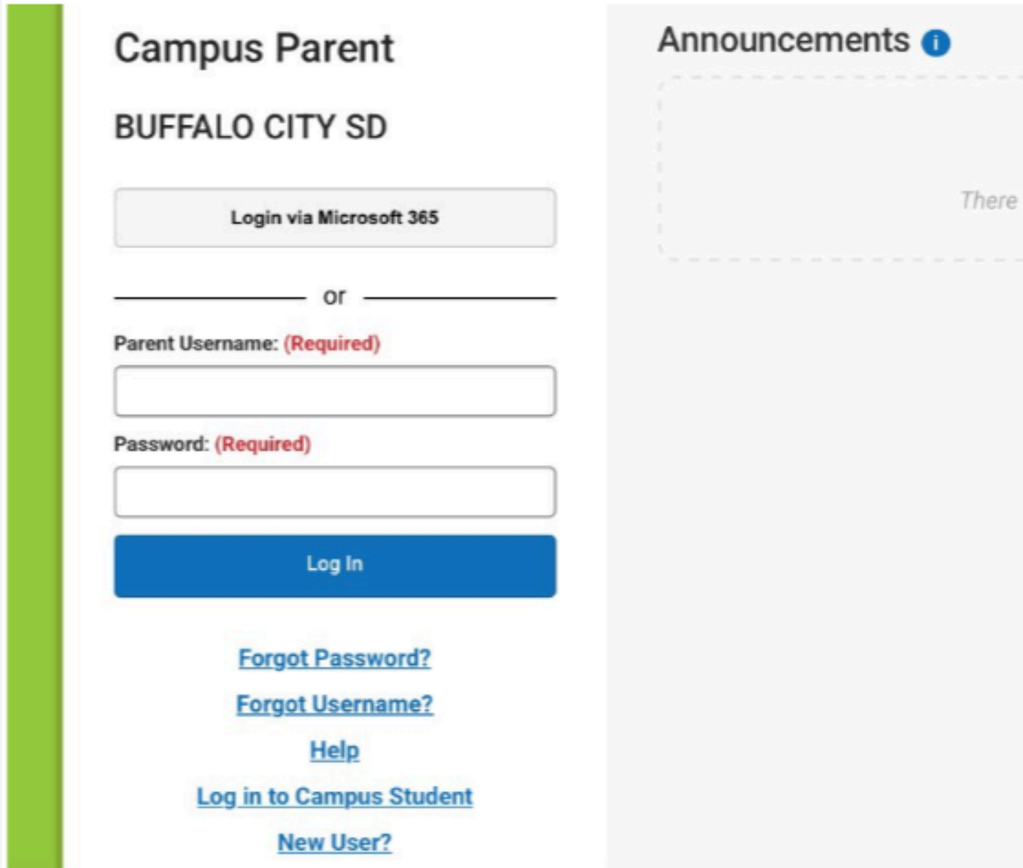

# FORGOT YOUR USERNAME OR PASSWORD?

**On the Parent Portal login screen:**

1. Select Forgot Username
2. Select Forgot Password
3. Follow the directions to recover your account

LOGGING IN

## Username & password issues

### Reset your password

Your school can reset your password/create an account. You can also visit Campus Student or Campus Parent (Web Portal or Mobile App) and click "Forgot your password/username." If you don't see the "Forgot password?" and "Forgot username?" options, your district has not turned this feature on.

### Captcha

If you have failed to enter your username and password correctly, after a few missed attempts you will see a CAPTCHA. Simply log into Campus Student or Campus Parent using the Web Portal or Mobile App. Enter your username, password, and CAPTCHA to gain access.

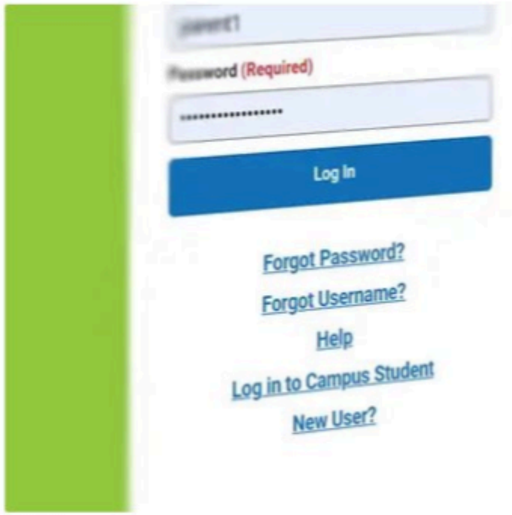


**Make sure your email address is up to date so recovery emails can reach you.**

# UPDATE YOUR EMAIL INFORMATION

## Need to update the email the district has on file?

Scan the QR Code to complete the Parent Portal Email Update Form.

Updating your email helps ensure you receive Parent Portal activation information.



# NEED AN EMAIL ADDRESS?

You need an active email account to use Parent Portal.

## Families can:

1. Create a free Gmail account
2. Ask for assistance during Parent Portal events
3. Work with school staff for support



# DIDN'T RECEIVE AN ACTIVATION EMAIL?

If you did not receive an activation email:

1. Check your Spam or Junk folder.
2. Confirm your email address with your child's school.
3. Update your email information if needed.
4. Visit a Parent Portal support event or Saturday Academy for assistance.

**No activation email usually means the district does not have a valid email address on file.**

# PARENT VIEW OF REPORT CARDS IN INFINITE CAMPUS

## STEP 1

Log in to your Buffalo Public Schools Infinite Campus Parent Portal account. From the navigation menu on the left side of the screen, select **More** to view additional options.

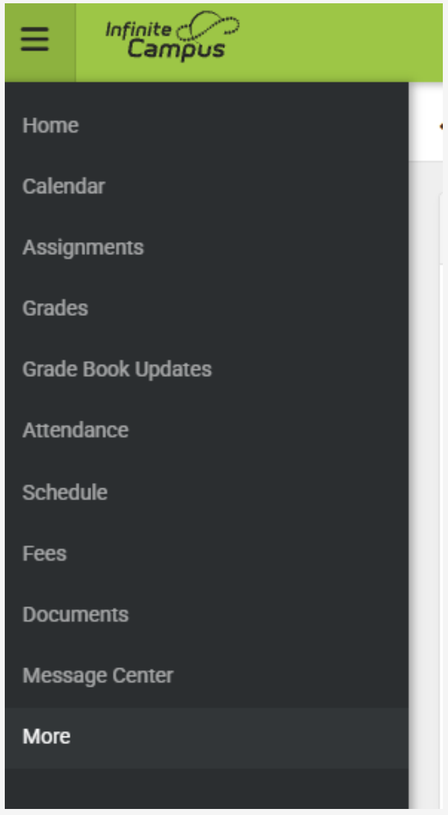


## STEP 2:

**Select Backpack**: From the More menu, click **Backpack**. Backpack contains important student documents, including report cards, progress reports, assessment reports, and other records.

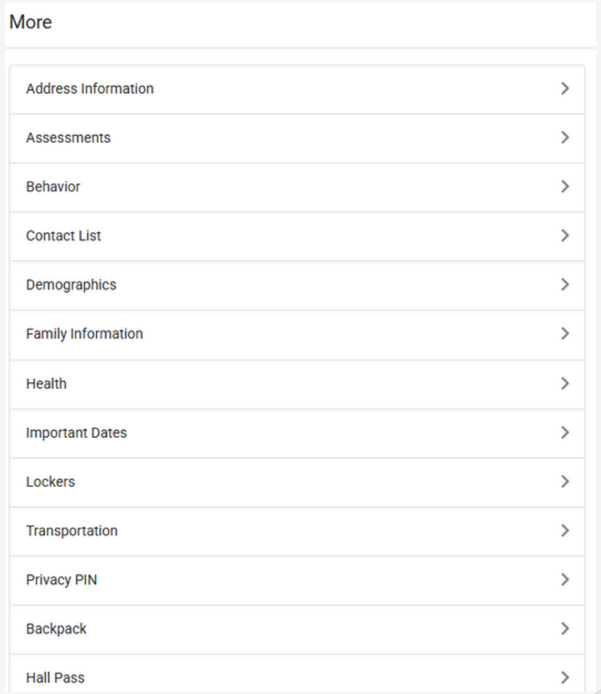


## STEP 3

Within Backpack, locate the **Report Cards** section and click the plus (+) sign to expand the folder. This will display all available report cards for the selected students.

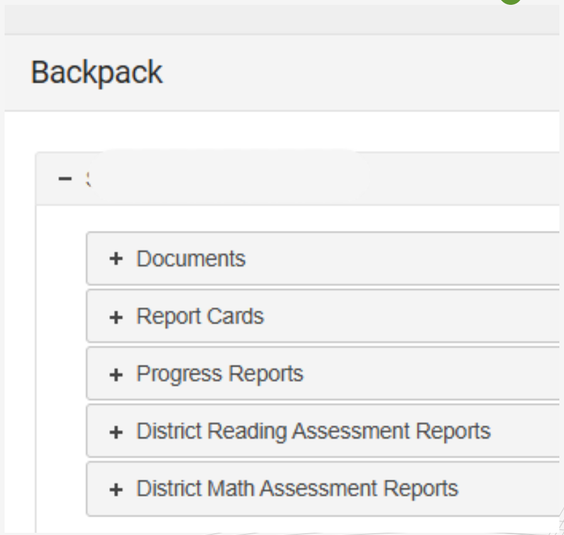


CAMPUS P

# PARENT VIEW OF REPORT CARDS IN INFINITE CAMPUS

## STEP 4

Select the report card you would like to view. A pop-up window will open displaying the report card. Families can **view, download, save, or print** the report card using the options available in the upper-right corner of the document window. The report card will also display the date and time it was generated.

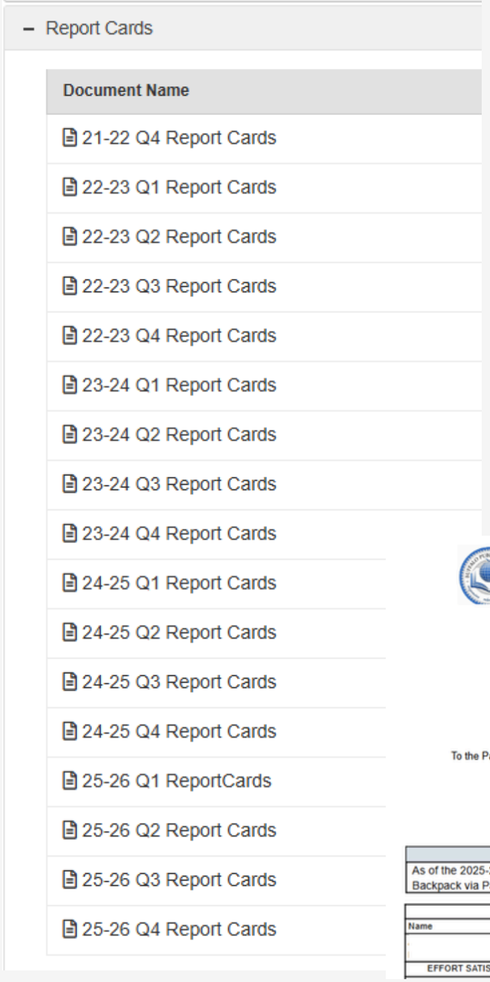


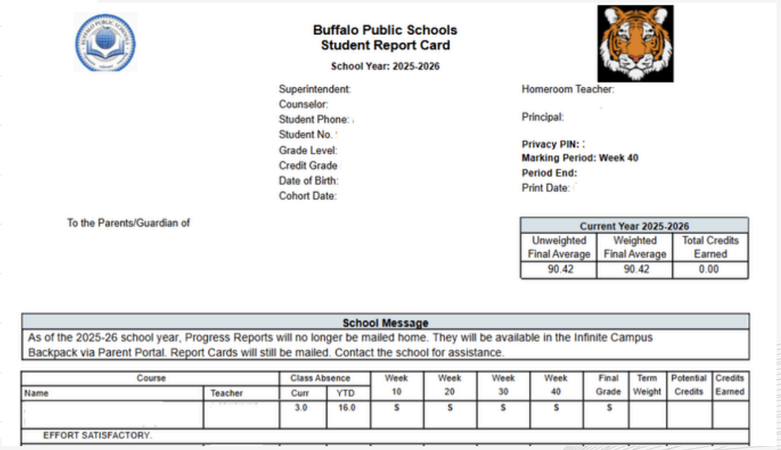
Buffalo Public Schools
Student Report Card
School Year: 2025-2026

Superintendent:
Counselor:
Student Phone:
Student No.
Grade Level:
Credit Grade
Date of Birth:
Cohort Date:

Homeroom Teacher:
Principal:
Privacy PIN:
Marking Period: Week 40
Period End:
Print Date:

To the Parents/Guardian of

| Current Year 2025-2026 | | |
|---|---|---|
| Unweighted Final Average | Weighted Final Average | Total Credits Earned |
| 90.42 | 90.42 | 0.00 |

**School Message**

As of the 2025-26 school year, Progress Reports will no longer be mailed home. They will be available in the Infinite Campus Backpack via Parent Portal. Report Cards will still be mailed. Contact the school for assistance.

| Course | | Class Absence | | Week 10 | Week 20 | Week 30 | Week 40 | Final Grade | Term Weight | Potential Credits | Credits Earned |
|---|---|---|---|---|---|---|---|---|---|---|---|
| Name | Teacher | Curr | YTD | | | | | | | | |
| | | 3.0 | 16.0 | $ | $ | $ | $ | $ | | | |

EFFORT SATISFACTORY.

## STEP 5

If your Parent Portal account is connected to multiple students, use the **student drop-down menu** located in the upper-right corner of the screen to select a different student. Once selected, repeat the previous steps to access that student's report card.

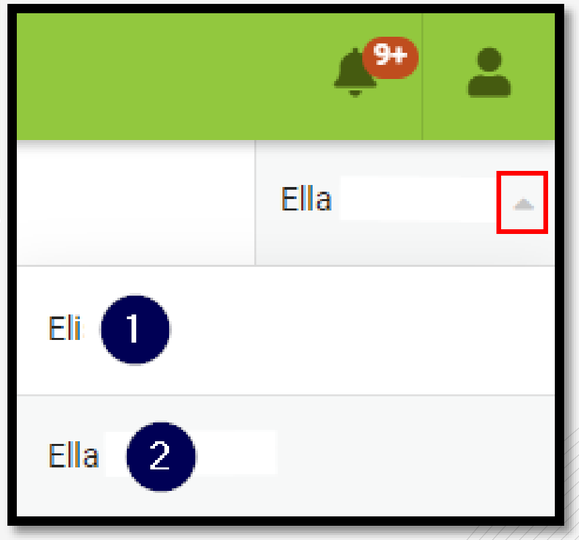


CAMPUS P

# IC PARENT PORTAL VIDEO

Campus Parent Portal | Infinite Campus

# FREQUENTLY ASKED QUESTIONS

**Do I need Parent Portal?**

Yes. Report cards and progress reports are now available online through Parent Portal.

**How often will I receive an activation email?**

Families will receive activation emails weekly until the account is activated.

**What if I forgot my password?**

Use the Forgot Password option on the login screen.

**Who can get a Parent Portal account?**

A student's parent or legal guardian

CAMPUS P

# TAKE ACTION TODAY!

**Before You Leave:**

✅ Verify your email address
✅ Activate Parent Portal
✅ Log in successfully
✅ Learn how to view grades and report cards
✅ Ask for help if needed

**Thank you for partnering with Buffalo Public Schools to support your child's success!**

**Contact Support**

infinitecampussupport@buffaloschools.org

# THANK YOU