Pine City Public Schools

2024-25 Revised Budget

2025-26 Preliminary Budget

June 2, 2025

Pine City Public Schools

Agenda

- Budget Overview
- Enrollment
- Revenue & Expenditure Budgets
- Fund Balances

Pine City Public Schools

Budget Overview

- Purpose of the Budget
  - Provides a financial plan with estimates of proposed expenditures along with a proposed means of financing the plan.
  - Reflects the school district's priorities and expectations and is a guide for future activities, both financial and program.
  - Spending Authorization
  - Communication
- State Statute Requirements
  - Prior to July 1 of each year, the school board shall approve and adopt its initial revenue and expenditure budgets for the next school year. The adopted expenditure budget document shall be considered the school board's expenditure authorization for that school year. No funds may be expended for any purpose in any school year prior to the adoption of the budget document which authorizes that expenditure for that year.

Pine City Public Schools

Enrollment Trends - How'd we do?

FY24 Projected 1561 adm

FY24 Revised 1581 adm

FY24 Actual 1583.7

FY25 Projection 1582 (Oct 1 = 1586) (EOY projection - 1570)

Pupil Units (1729 vs 1710) = $125,000

FY26 Projection 1557

Kindergarten Enrollment Trends

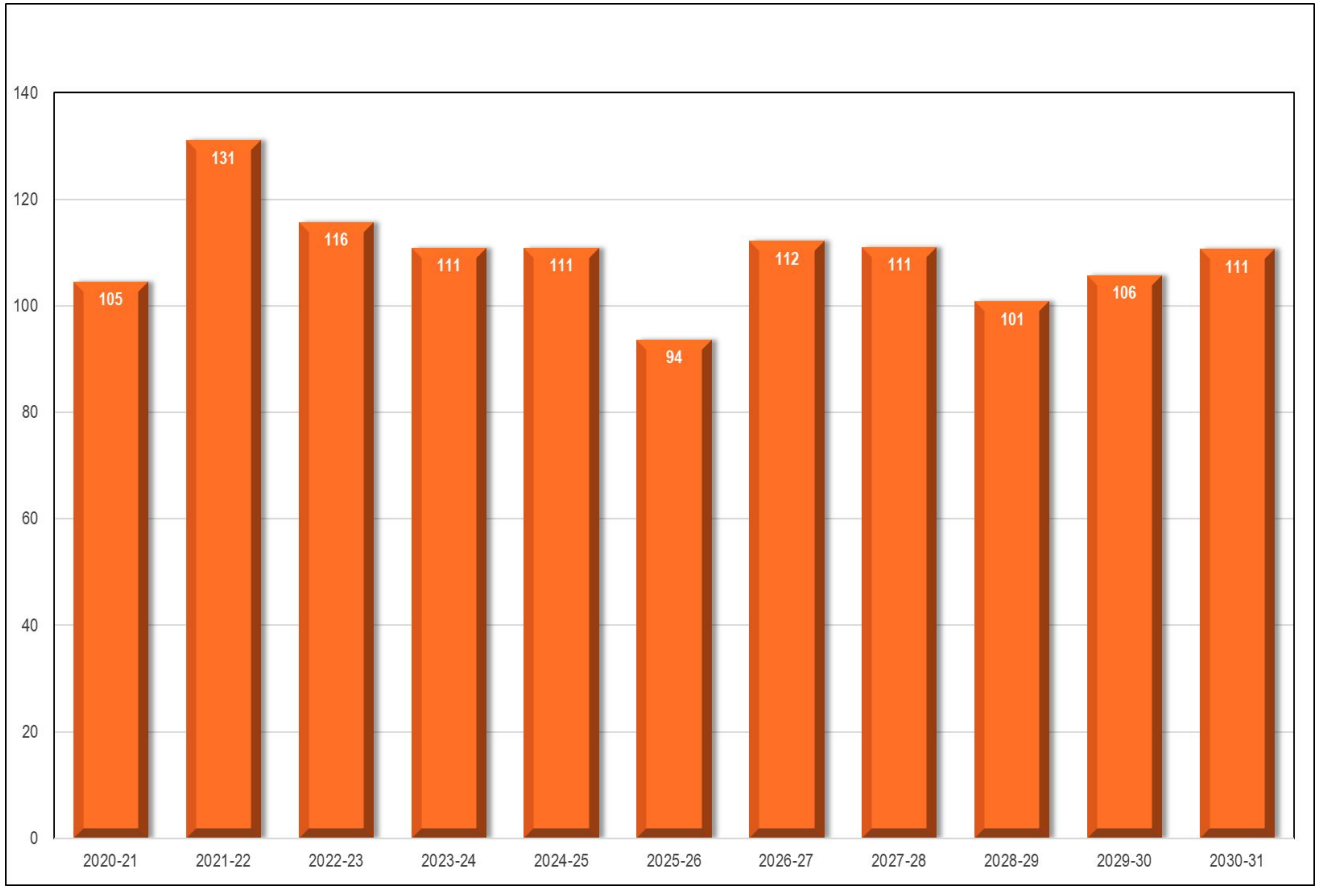

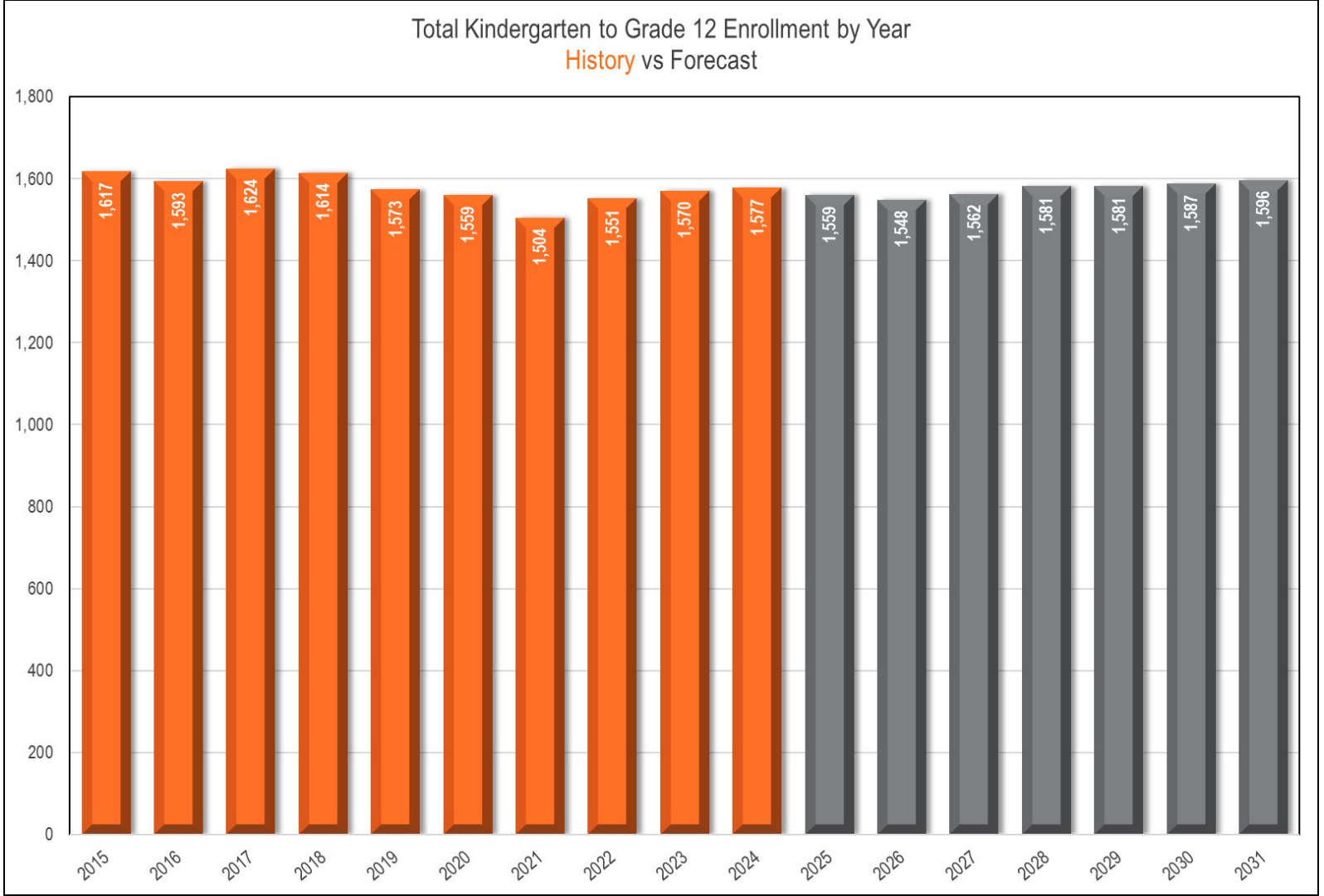
Total Kindergarten to Grade 12 Enrollment by Year
History vs Forecast
1,800
1,600
1,400
1,200
1,000
800
600
400
200
0
1,617
1,593
1,624
1,614
1,573
1,559
1,504
1,551
1,570
1,577
1,559
1,548
1,562
1,581
1,581
1,587
1,596
2015
2016
2017
2018
2019
2020
2021
2022
2023
2024
2025
2026
2027
2028
2029
2030
2031

Percent Change from Prior Year

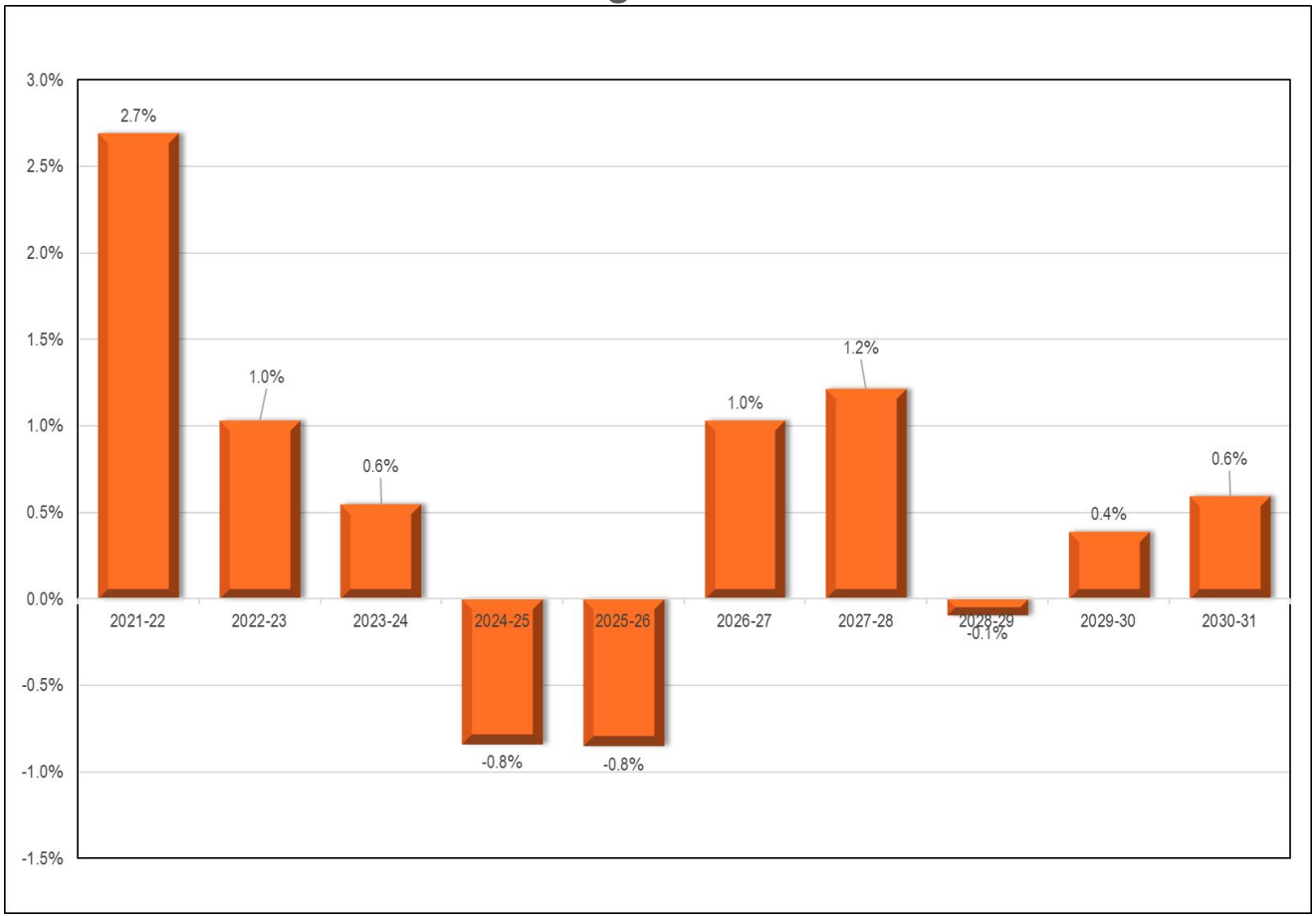

Pine City Public Schools

	General Fund Budget			
	2023-24 Actual	2024-25 Original Budget	2024-25 Revised Budget	2025-26 Original Budget
Revenues	$23,498,382	$23,860,343	$23,968,975	$24,086,284
Expenditures	$23,784,789	$23,860,343	$23,947,614	$23,595,110
Difference	-$286,407	$0	$21,361	$491,174

Pine City Public Schools

Source	FY23-24 Actual Audited	FY24-25 Original Budget	FY24-25 Revised Budget	Original vs Revised Difference	Original vs Revised % Inc/Dec	Notes:
Local Revenues	$ 4,264,018	$ 4,484,066	$ 4,519,915	$ 35,849	0.80%	PY Adj / allocated interest to other funds
State Revenues	$ 18,583,456	$ 18,928,530	$ 18,943,411	$ 14,881	0.08%	Enrollment / Allocations /
Federal Rev Rcvd From State	$ 650,908	$ 447,747	$ 505,649	$ 57,902	12.93%	Updated Allocations / Actual ESSER
	$ -	$ -	$ -			
Grand Total	$ 23,498,382	$ 23,860,343	$ 23,968,975	$ 108,632	0.46%	

Pine City Public Schools

Object Code Groups	FY23-24 Actual Audited	FY24-25 Original Budget	FY24-25 Revised Budget	Original vs Revised Difference	Original vs Revised % Inc/Dec	Notes
Salaries & Wages	$ 12,132,248	$ 12,546,931	$ 12,373,737	$ (173,194)	-1.38%	Chargebacks / lsn position
Employee Benefits	$ 4,480,790	$ 4,677,964	$ 4,452,778	$ (225,186)	-4.81%	retiree pmts lower / district health ins deduct lower than anticipated
Purchased Services	$ 5,084,253	$ 5,008,890	$ 5,014,350	$ 5,460	0.11%	inc in transportation/legal/ins offset by utility chargebacks/contracted exp down
Supplies & Materials	$ 919,473	$ 806,203	$ 619,306	$ (186,897)	-23.18%	textbooks, classroom supplies less than expected, change in accounting codes
Capital Expenditures	$ 1,063,746	$ 709,861	$ 1,329,807	$ 619,946	87.33%	change in acct codes, ltfm hs roof prj
Other Expenditures	$ 104,279	$ 110,495	$ 157,637	$ 47,142	42.66%	scholarships / membership / rev to actuals
Grand Total	**$ 23,784,789**	**$ 23,860,343**	**$ 23,947,615**	**$ 87,272**	**0.37%**	

Pine City Public Schools

General Fund	FY24 AuditedFund Balance	FY25 Expenses	FY25 Revenues	Transfers	FY25 Estimated Fund Balance
401-Student Activities	$ 62,795	$ -	$ -		$ 62,795
402-Scholarships	$ 302,229	$ 53,650	$ 32,550		$ 281,129
403-Staff Development	$ -	$ 249,071	$ 249,071		$ -
412-Literacy Incentive	$ 15,879	$ 57,549	$ 129,416		$ 87,746
420-American Indian Ed Aid	$ 23,176	$ 41,743	$ 41,743		$ 23,176
424-Operating Capital	$ 1,144,690	$ 266,689	$ 398,524		$ 1,276,525
428-Learning & Development	$ -	$ 376,950	$ 376,950		$ -
438-Gifted & Talented	$ 5,004	$ 24,500	$ 22,235		$ 2,739
439-English Learner	$ 1,877	$ 48,500		0	$ (46,623)
441-Basic Skills	$ -	$ 1,262,705	$ 1,262,705		$ -
443-School Library Aid	$ -	$ 40,000	$ 40,000		$ -
448-Achievement & Integration	$ -	$ 78,991	$ 78,991		$ -
449-Safe Schools	$ -	$ 61,271	$ 61,271		$ -
467-LTFM	$ 839,268	$ 611,183	$ 510,676		$ 738,761
471-Student Support Personnel	$ 40,000	$ 70,017	$ 40,000		$ 9,983
472-Medical Assistance	$ -	$ 26,148	$ 26,148		$ -
460-Nonspendable	$ 211,757				$ 211,757
422-Unassigned/unspendable	$ 1,940,998	$ 20,655,971	$ 20,680,971		$ 1,965,998
462-Assigned	$ 61,526	$ 22,676	$ 17,724		$ 56,574
Total General Fund Balance	$ 4,649,199	**$ 23,947,614**	**$ 23,968,975**		$ 4,670,560
Total Fund Balance	**19.55%**				**19.50%**
Total Unassigned Fund Balance	**8.16%**				**8.21%**

Pine City Public Schools

Source	FY24-25 Revised Budget	FY25-26 Adopted Budget	FY25 vs FY26 Difference	% Inc/Dec	Notes:
Local Revenues	$ 4,519,915	$ 4,553,602	$ 33,687	0.75%	Increase in Levy amounts / tuitioned amounts
State Revenues	$ 18,943,411	$ 19,065,332	$ 121,921	0.64%	Gen Ed Revenue inc offset by decrease in enrollment
Federal Rev Rcvd From State	$ 505,649	$ 323,332	$ (182,317)	-36.06%	ESSER Funds no longer available
	$ -				
Grand Total	$ 23,968,975	$ 23,942,266	$ (26,709)	-0.11%	

Pine City Public Schools

Object Code Groups	FY24-25 Revised Budget	FY25-26 Adopted Budget	FY25 vs FY26 difference	% Inc/Dec	Notes
Salaries & Wages	$ 12,373,737	$ 12,164,069	$ (209,668)	-1.69%	Decreased by 6 FTE / contracts
Employee Benefits	$ 4,452,778	$ 4,441,017	$ (11,761)	-0.26%	
Purchased Services	$ 5,014,350	$ 4,994,699	$ (19,651)	-0.39%	
Supplies & Materials	$ 619,306	$ 700,891	$ 81,585	13.17%	math curriculum
Capital Expenditures	$ 1,329,807	$ 1,136,797	$ (193,010)	-14.51%	decrease in technology purchases
Other Expenditures	$ 157,637	$ 157,637	$ -	0.00%	
Grand Total	**$ 23,947,615**	**$ 23,595,110**	**$ (352,505)**	**-1.47%**	

Pine City Public Schools

General Fund	FY25 Estimated Fund Balance	FY26 Expenses	FY26 Revenues	FY26 Estimated Fund Balance
401-Student Activities	$ 62,795	$ -	$ -	$ 62,795
402-Scholarships	$ 281,129	$ 53,650	$ 39,550	$ 267,029
403-Staff Development	$ -	$ 254,084	$ 254,084	$ -
412-Literacy Incentive	$ 87,746	$ 60,546	$ 71,916	$ 99,116
420-American Indian Ed Aid	$ 23,176	$ 55,500	$ 55,500	$ 23,176
424-Operating Capital	$ 1,276,525	$ 194,700	$ 394,592	$ 1,476,417
428-Learning & Development	$ -	$ 371,899	$ 371,899	$ -
438-Gifted & Talented	$ 2,739	$ 24,863	$ 22,076	$ (48)
439-English Learner	$ (46,623)	$ 49,500	24904	$ (71,219)
441-Basic Skills	$ -	$ 1,250,750	$ 1,250,750	$ -
443-School Library Aid	$ -			$ -
448-Achievement & Integration	$ -	$ 78,532	$ 78,532	$ -
449-Safe Schools	$ -	$ 63,645	$ 63,645	$ -
467-LTFM	$ 738,761	$ 655,439	$ 519,013	$ 602,335
471-Student Support Personnel	$ 9,983	$ 73,809	$ 40,000	$ (23,826)
472-Medical Assistance	$ -	$ 26,148	$ 26,148	$ -
460-Nonspendable	$ 211,757			$ 211,757
422-Unassigned/unspendable	$ 1,965,998	$ 20,353,869	$ 20,711,957	$ 2,324,086
462-Assigned	$ 56,574	$ 28,176	$ 17,700	$ 46,098
Total General Fund Balance	$ 4,670,560	**$ 23,595,110**	**$ 23,942,266**	$ 5,017,716
Total Fund Balance	**19.50%**			**21.27%**
Total Unassigned Fund Balance	**8.21%**			**9.85%**

Pine City Public Schools

Proposed FY25 Revised and FY26 Preliminary Budget

Fund	FY24 Audited Fund Balance	FY25 Revised Revenues	FY25 Revised Expenditures	Projected Surplus/(Deficit)	6/30/2025 Proj Ended Fund Balanace
General	$4,649,199	23,968,975	$23,947,614	$21,361	$4,670,560
Food Service	$838,893	$1,359,718	$1,488,668	-$128,950	$709,943
Community Service	$262,750	$486,546	$490,576	-$4,030	$258,720
Debt Service	$449,443	$1,621,849	$1,513,885	$107,964	$557,407
OPEB Trust Fund	$992,023	$10,000	$0	$10,000	$1,002,023
Total All Funds	$7,192,308	$27,447,088	$27,440,743	$6,345	$7,198,653

Fund	6/30/2025 Proj Ended Fund Balance	FY26 Prelim Revenues	FY26 Prelim Expenditures	Projected Surplus/(Deficit)	6/30/2026 Proj Ended Fund Balance
General	$4,670,560	23,942,266	$23,595,110	$347,156	$5,017,716
Food Service	$709,943	$1,349,718	$1,530,194	-$180,476	$529,467
Community Service	$258,720	$503,581	$505,082	-$1,501	$257,219
Debt Service	$557,407	$1,627,821	$1,508,685	$119,136	$676,543
OPEB Trust Fund	$1,002,023	$10,000	$0	$10,000	$1,012,023
Total All Funds	$7,198,653	$27,433,386	$27,139,071	$294,315	$7,492,968