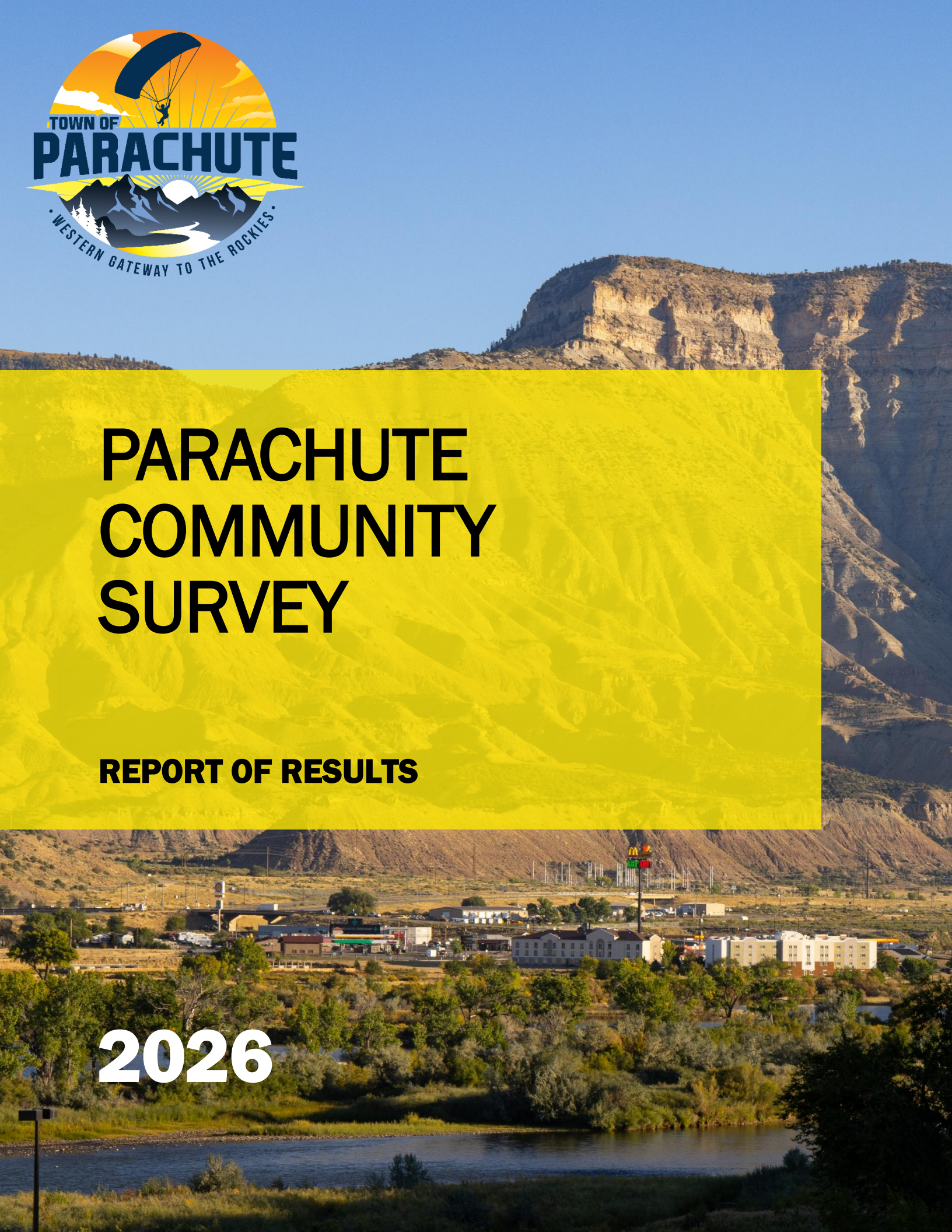

PARACHUTE COMMUNITY SURVEY

REPORT OF RESULTS

2026

TABLE OF CONTENTS

Acknowledgments 3
Background 3
Methodology 5
Data Collection 5
Analyzing the Data 7
Key Findings 8
Quality of Life and Likelihood of Staying in Parachute Improved Over 2023 8
Residents Feel Safer than Ever 8
Economy and Cost of Living Concerns Persist 8
Residents Seeing Stronger Community, Diversity, and Citizen Engagement 9
Utilities, Transportation, and General Services 9
Trust in Town Government and the Town's Integrity Grew 10
Important Issues Remain Consistent Moving Forward 10
Matrix Summaries 11
Category Averages and Comparison Matrix 11
2023 and 2026 Comparison Matrix 13
Parachute Proper Filter Matrix 18
Full Results – All Responses 23
Full Results – Parachute Proper Responses 87

Acknowledgments

The Town extends its sincere appreciation to all residents who participated in the 2026 Community Survey. Your feedback, perspectives, and insights are invaluable in helping Town leadership understand community priorities, evaluate services, and guide future decision-making.

Special recognition is due to Madison Croissant, Town Intern and student at Colorado State University's Strayer Center for Public Service Leadership, whose dedication, professionalism, and initiative were instrumental to the successful planning, administration, and analysis of this survey. Madison's contributions played a vital role in ensuring that community voices were heard and accurately reflected throughout this report.

We also thank the many Town staff members who supported survey development, outreach, data collection, and report preparation. Their commitment to public service and continuous improvement helps strengthen the Town's connection with the community it serves.

Finally, we express our gratitude to the Mayor and Town Council for their ongoing leadership and commitment to meaningful community engagement. By establishing listening to residents and fostering public participation as a key strategic priority, they have reinforced the importance of including community perspectives in the Town's planning, policies, and service delivery. Their dedication to transparent, responsive, and citizen-centered governance continues to help shape a stronger future for our community.

Together, these efforts reflect the Town's shared commitment to listening, learning, and serving residents through informed and collaborative decision-making.

Background

In 2023, the Town conducted its first community-wide survey following the adoption of the Town Council's strategic goals, which identified community engagement and actively listening to residents as key priorities. Recognizing that effective local government depends on understanding the needs, expectations, and aspirations of the community, the survey was established as an important tool for gathering meaningful resident feedback and incorporating that input into Town decision-making.

Building on the success of the inaugural survey, the Town intends to conduct the Community Survey on a regular basis, approximately every three years. This schedule provides an opportunity to collect statistically significant feedback, identify emerging trends, measure changes in public perceptions over time, and evaluate progress toward community priorities and strategic objectives.

The 2026 edition of the Community Survey is no exception. The information gathered provides valuable insight into resident satisfaction, community priorities, and future needs, helping the Mayor, Town Council, and staff align Town resources with the issues that matter most to the community. This information will directly inform the 2027 Budget Process for the Town.

Methodology

Data Collection

The 2026 Community Engagement Survey was open to all residents of Parachute Proper, Battlement Mesa, and the surrounding area. It was open to responses from July 1st to July 26th, 2026. Surveys were available online through SurveyMonkey and in-person at Town Hall. Both online and paper surveys were available in English and Spanish. The survey was sent out via email and text, and links to the survey were posted on the Town of Parachute website and social media channels.

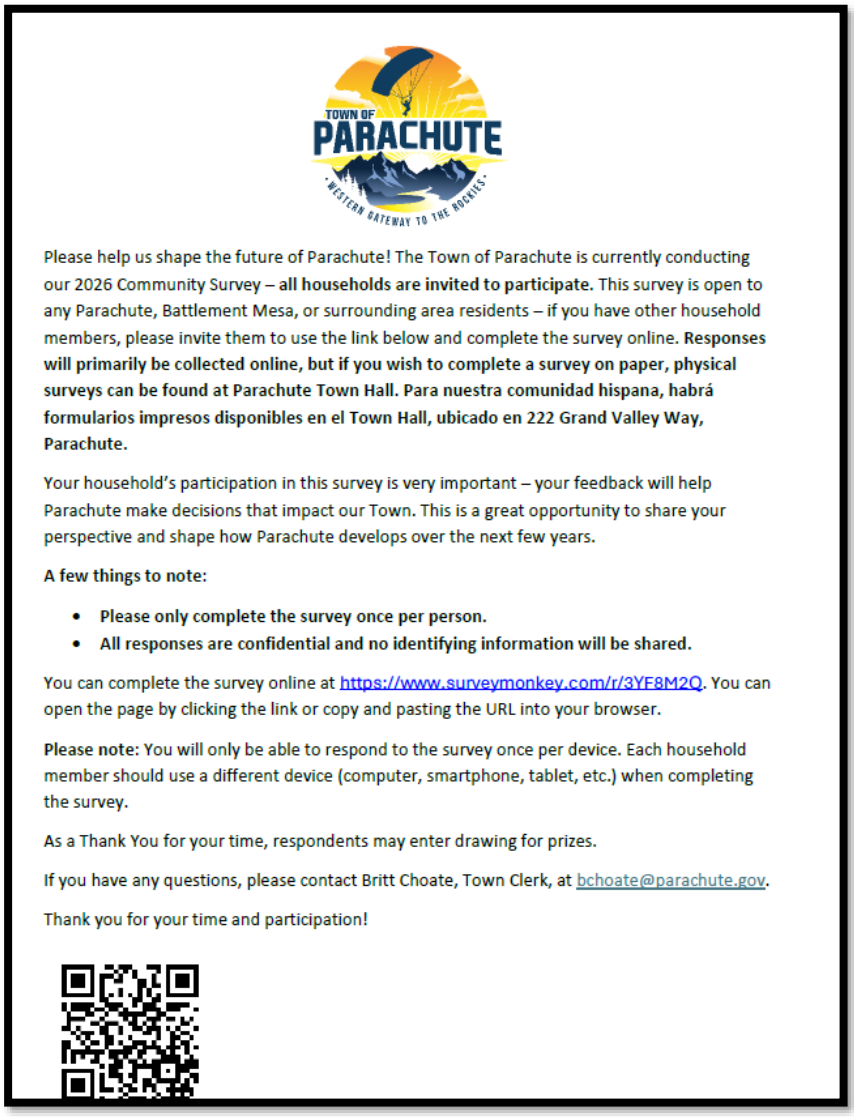

Please help us shape the future of Parachute! The Town of Parachute is currently conducting our 2026 Community Survey – **all households are invited to participate.** This survey is open to any Parachute, Battlement Mesa, or surrounding area residents – if you have other household members, please invite them to use the link below and complete the survey online. **Responses will primarily be collected online, but if you wish to complete a survey on paper, physical surveys can be found at Parachute Town Hall. Para nuestra comunidad hispana, habrá formularios impresos disponibles en el Town Hall, ubicado en 222 Grand Valley Way, Parachute.**

Your household's participation in this survey is very important – your feedback will help Parachute make decisions that impact our Town. This is a great opportunity to share your perspective and shape how Parachute develops over the next few years.

A few things to note:

- **Please only complete the survey once per person.**
- **All responses are confidential and no identifying information will be shared.**

You can complete the survey online at https://www.surveymonkey.com/r/3YF8M2Q. You can open the page by clicking the link or copy and pasting the URL into your browser.

Please note: You will only be able to respond to the survey once per device. Each household member should use a different device (computer, smartphone, tablet, etc.) when completing the survey.

As a Thank You for your time, respondents may enter drawing for prizes.

If you have any questions, please contact Britt Choate, Town Clerk, at bchoate@parachute.gov.

Thank you for your time and participation!

Respondents were instructed to fill out the survey once per person and the online survey was restricted to only allow a single submission per device. The survey informed that all responses would be kept confidential, but respondents were given the option to enter their names and contact information to be entered into a raffle. Survey responses would be considered separately from their identities to ensure confidentiality.

Overall, the survey received 418 responses, 295 of which completed the entire survey. 385 responses were collected via text or email, 32 were collected via the Parachute website, and one was collected in person. 404 of these responses were collected in English, and 14 were collected in Spanish.

This survey has a confidence level above 95% with a 4.65% margin of error. This means the survey results have a less than 5% chance of being invalid, and true public opinion is within 4.65% of the survey's results. This is within the guidelines to be considered a statistically representative sample of the population. The survey received 93 responses from residents of Parachute proper. The Parachute proper responses have an 85% confidence level with a margin of error of 7.25%. These responses are not exact enough to be considered statistically representative of the population within the Town of Parachute proper, but they can still be a useful guideline in determining town strengths, weaknesses, and priorities.

This survey was available to the public and did not target specific demographic groups like the 2023 survey did. This means the 2026 survey will be less statistically representative of certain populations who responded in lower numbers. Demographic Information

Survey respondents were asked to answer several demographic information questions to give us a better sense of who was responding. 34% of respondents indicated they live in Parachute Proper, with the rest living in Battlement Mesa or the surrounding community. 66% of respondents were women, 30% were men, and 4% identified as other or chose not to say. 82% of respondents identified as White. 11% of respondents identified as being of Hispanic, Latino/a/x, or Spanish origin. 15% of respondents were age 18-34, 41% were 35-54, and 44% were 55 or older. No one under the age of 18 completed the survey, despite it being made available.

The 2023 survey did not differentiate between responses from Parachute Proper and the broader community. In 2023, 41% of respondents were women and 59% were men. The disparity between 2023 and 2026 responses can likely be explained by the change from targeted responses to an open survey since response rates for open surveys are frequently higher among women than men. 88% of respondents identified as White and 13% identified as being of Hispanic, Latino/a/x, or

Spanish origin. These numbers are comparable to this year's results. 37% of respondents were age 18-34, 36% of respondents were 35-54, and 27% were 55 or older. These differences are likely also due to the method change, as older people are consistently more likely than younger people to respond to open surveys.

Analyzing the Data

These results were analyzed by score averages and percent positives. Score averages assign a score to each rating on the Likert scale and calculate an average score based on the ratings. Rating scales varied slightly by section, but were generally based on a 1-4 scale, with a "poor" rating equaling a one, a "fair" rating equaling a two, a "great" rating equaling a three, and an "excellent" rating equaling a four. The weighted averages of these ratings were then calculated to find the average score. As was done in 2023, the "don't know" responses were removed from the analyses.

Each question's percent positive was also calculated. This number represents the percentage of respondents that selected a positive response. "Excellent", "great", and "fair" were all categorized as positive responses, and "poor" was categorized as a negative response. For questions with ratings of "very likely," "likely," "unlikely," and "very unlikely," only the responses of "very likely," and "likely," were included as positive responses.

These statistics were calculated for both the 2023 and 2026 Community Engagement Survey results to compare. Columns were created showing both the category averages and the percent positives for both years, and the net differences between years were calculated in the "net change" columns.

The responses from community members who indicated they were from Parachute Proper were isolated and analyzed independently. These responses were included in both sets of data. Parachute Proper responses were not compared against 2023 results due to a lack of data.

Key Findings

Quality of Life and Likelihood of Staying in Parachute Improved Over 2023

Average quality of life metrics rose slightly from 2023, with the most noticeable improvements in Parachute's quality as a place to work and raise children. Respondents also rated the quality of their individual neighborhoods very positively, with positive ratings increasing from 86% to 95% and the average score rising from 2.51 to 2.81. Overall, positive ratings of the quality of life in Parachute rose 8% in 2026, and ratings of Parachute as a place to live increased from 92% positive (2.33 avg.) in 2023 to 94% positive (2.62 avg.) in 2026.

Parachute as a place to work received one of the lowest ratings in the quality of life category, with only a 56% positive rating (1.83 avg.). However, this was a significant 13% increase from scores received in 2023. Parachute as a place to raise children received a 90% positive (2.54 avg.) rating and Parachute as a place to retire received a 85% positive (2.63 avg.) rating. Both were increases over 2023 at 7% and 3% collectively.

Residents also report that they are likely to stay in Parachute and recommend it to someone who asks. Residents planning to stay in the community for the next five years rose from 70% in 2023 to 73%, and residents who would recommend Parachute as a place to live rose from 60% to 65%.

Residents Feel Safer than Ever

Feelings of safety in Parachute and the surrounding community, which were already high in 2023, have risen significantly. Feelings of safety in Parachute's downtown commercial district rose 17%, safety from property crime rose 20%, safety from violent crime rose 18%, and other areas experienced similar improvement. The only safety metric that did not increase was the feeling of safety from fires, floods, and other natural disasters, which decreased 5%. However, the overall feeling of safety in Parachute jumped an incredible 32% with an overall 90% positive (3.13 avg.) rating in 2026 compared to just a 58% positive (2.5 avg.) rating for the same question in 2023. The overall category for safety ratings were 83% positive, which is a 14% improvement from 2023.

In the public safety services section, residents report improvements in fire services, ambulance services, emergency preparedness, crime prevention, and more. However, animal control ratings declined significantly, with the average score dipping from 1.88 to 1.61 and positive ratings decreasing by 21%. This is not surprising due to the Town of Parachute and surrounding areas not having any formal animal control program in place. The lower score in animal control was balanced out by the positive scores in all the other areas, and overall positive public safety service ratings were 1% higher in 2026.

Economy and Cost of Living Concerns Persist

Survey respondents had mixed results about Parachute's economy in 2026. While community members reported minor improvements in the quality of business and service establishments, they had concerns about the overall economic health of the Town, and several categories had minor to moderate decreases. Despite the concerns, the economic category's rating didn't change too much, with the percent positive only dropping 2% compared to responses in 2023.

Affordability and basic needs ratings also saw mixed results. Ratings of affordable quality housing rose 15%, and the average score rose from 1.55 to 1.74. There were also improvements in accessibility of affordable quality healthcare, childcare and preschool, and preventive health services. However, residents rated the availability of affordable quality food 4% lower. Overall basic needs ratings increased by 5% in 2026, with the improvement of affordable quality housing being a significant part of that boost.

Residents Seeing Stronger Community, Diversity, and Citizen Engagement

Residents had strong positive feelings about the Town's progress in developing the community. Several areas saw major increases in positive ratings and average scores. Rating for opportunities to attend cultural/arts/music activities increased 12% with a 0.17 point increase, community support for the arts improved 14% with a 0.23 point increase, and sense of civic/community pride increased 23%, with average scores rising from 1.88 to 2.24. The overall category saw a 7% improvement from 2023, and average scores rose from 2.04 to 2.15.

Citizen engagement was measured by asking residents whether they had taken certain actions to engage with their community within the last 12 months. 31% of respondents indicated that they had attended a local public meeting within the last year, 38% indicated they volunteered within the community, and 23% indicated that they had campaigned or advocated for a local issue, cause, or candidate. These statistics are significantly higher than in 2023. However, carpooling rates decreased 4% and rates of respondents opting to walk or bike instead of driving decreased 9%. Despite these decreases, the category results remained generally positive, with engagement seeing a 5% increase from 2023.

Residents also indicated that Parachute's welcoming of diversity had improved since 2023, with 12% increases in Parachute's ability to attract people from diverse backgrounds and value/respect those residents. The Town also saw a 10% increase regarding its care for vulnerable residents, like seniors, disabled people, and homeless people. The category saw an 11% boost in positive ratings, with average ratings going from 2.27 to 2.38.

Utilities, Transportation, and General Services

Residents noted moderate improvements to utility services across Parachute. Affordable high-speed internet ratings improved 10% and average scores increased from 1.94 to 2.28, and recycling rates improved by 14%, with average scores going from 1.53 to 1.72. Residents rated

power utilities 5% lower and indicated little or no change in sewer services and garbage collection. Overall utility ratings were 4% higher than the 2023 responses.

General services and street maintenance ratings remained relatively consistent from 2023. Notable changes include a 12% increase in favorable health services scores and a 16% increase in street repair. Street maintenance improved 3% and general Town services kept its rating from 2023 and very positive scores of 96% for the overall customer service by Parachute employees.

Community members noted concerns about transportation in Parachute, with several ease of travel scores decreasing. Traffic flow ratings dropped 11% and the average score dropped from 2.73 to 2.3. Overall, transportation ratings dipped 3% and the average score lowered from 2.7 to 2.52 and satisfaction with Bus or Transit Service in the region also decreased 6 percentage points from 2023 with the average rating going from 2.69 to 2.36.

Trust in Town Government and the Town's Integrity Grew

Respondents indicated moderate improvements in the Town of Parachute government's sense of integrity and trustworthiness. They noted an increase in Parachute's job of informing residents about issues facing the community, treating residents with respect, welcoming resident involvement, generally acting in the best interest of the community, and more. Overall, positive response rates regarding government integrity rose by 6%. This was primarily driven by the strong ratings given to the Town for "being honest" (84% and 5% increase), "being open and transparent to the public" (82% and 6% increase), "treating all residents with respect" (86% and 8% increase), and "generally acting in the best interests of the community" (85% and 8% increase).

Overall, respondents also rated the Town government much more favorably compared to the state and federal levels of government. 84% of respondents were positive when rating the performance of the Town and gave an average rating of 2.49. That is much higher than the State of Colorado (56% positive and 1.84 average) and Federal Government (56% positive and 1.78 average).

Important Issues Remain Consistent Moving Forward

Respondents were asked to indicate how important it is for the Parachute community to focus on certain issues over the next two years. Residents ranked the four most important policy areas to be safety, infrastructure, economics, and health and wellness opportunities. The safety and economic ratings are the same as 2023, but the importance of infrastructure and health and wellness opportunities both rose by 7%.

- Safety: 87%
- Infrastructure: 86%
- Economics: 85%
- Health & Wellness: 80%

Matrix Summaries

Category Averages and Comparison Matrix

Community Engagement Survey Comparison Matrix Averages

Category	2023 Results		2026 Results		Net Change		Parachute Proper	
Quality of life	**Avg. score**	**% positive**	**Avg. score**	**% positive**	**Avg. score**	**% positive**	**Avg. score**	**% positive**
Average quality of life	2.27	74%	2.39	82%	0.08	8%	2.45	82%
Average likelihood of staying/recommending	2.68	65%	2.85	69%	0.04	4%	2.95	69%
Average safety	3.65	69%	3.07	83%	0.14	14%	3.14	83%
Average welcoming of diversity	2.27	74%	2.38	85%	0.11	11%	2.42	84%
Average economy	1.69	51%	1.62	49%	-0.02	-2%	1.72	65%
Average basic needs	1.92	59%	1.93	64%	0.05	5%	1.96	66%
Average transportation	2.7	90%	2.52	86%	-0.04	-4%	2.61	87%
Average development	2.14	72%	2	69%	-0.03	-3%	2.05	71%
Average environment and recreation	2.38	79%	2.3	81%	0.02	2%	2.32	81%
Average community	2.04	74%	2.15	81%	0.07	7%	2.26	79%
Average engagement	0.31	31%	0.36	36%	0.05	5%	0.39	39%
Average public safety services	2.54	83%	2.62	84%	0.01	1%	2.65	85%
Average parks and recreation	2.46	87%	2.56	89%	0.02	2%	2.53	85%
Average street maintenence	2.25	76%	2.2	79%	0.03	3%	2.2	76%
Average utility services	2.35	77%	2.44	81%	0.04	4%	2.46	78%
Average general services	2.41	79%	2.4	79%	0.00	0%	2.46	79%
Average government integrity	2.25	74%	2.36	80%	0.06	6%	2.48	79%
Average government performance	1.82	68%	2.04	65%	-0.03	-3%	2.09	65%
Average importance	3.01	75%	2.99	76%	0.01	1%	3.02	76%

2023 and 2026 Comparison Matrix

Community Engagement Survey Comparison Matrix

Category	2023 Results		2026 Results		Net Change	
Quality of life	**Average score (/4)**	**Percent positive**	**Average score (/4)**	**Percent positive**	**Average score (/4)**	**Percent positive**
The overall quality of life in Parachute	2.42	84%	2.52	93%	0.1	9%
Parachute as a place to live	2.33	92%	2.62	94%	0.29	2%
Your neighborhood as a place to live	2.51	86%	2.81	95%	0.3	9%
Parachute as a place to visit	2.08	63%	1.99	67%	-0.09	4%
Parachute's community identity, inclusion, engagement, cultural opportunities, and civic pride	2.16	72%	2.19	78%	0.03	6%
Parachute as a place to retire	2.46	82%	2.63	85%	0.17	3%
Parachute as a place to raise children	2.44	83%	2.54	90%	0.1	7%
Parachute as a place to work	1.77	43%	1.83	56%	0.06	13%
Average quality of life	**2.25**	**74%**	**2.39**	**82%**	**0.14**	**8%**
Likelihood of staying/recommending	**Average score (/4)**	**Percent positive**	**Average score (/4)**	**Percent positive**	**Average score (/4)**	**Percent positive**
Recommend living in Parachute to someone who asks	2.55	60%	2.71	65%	0.16	5%
Remain in Parachute for the next five years	2.8	70%	2.98	73%	0.18	3%
Average likelihood of staying/recommending	**2.68**	**65%**	**2.85**	**69%**	**0.17**	**4%**
Safety	**Average score (/5)**	**Percent positive**	**Average score (/4)**	**Percent positive**	**Average score**	**Percent positive**
In your neighborhood during the day	4.35	88%	3.41	96%	N/A	8%
In downtown Parachute/commercial district during the day	4.18	77%	3.28	94%	N/A	17%
In your neighborhood at night	N/A	N/A	3.19	88%	N/A	N/A
In downtown Parachute/commercial district at night	N/A	N/A	2.89	73%	N/A	N/A
From property crime	3.26	54%	2.87	74%	N/A	20%
From violent crime	3.82	70%	3.14	88%	N/A	18%
From fires, floods, or other natural disasters	3.81	69%	2.66	64%	N/A	-5%
Overall feeling of safety in Parachute	2.5	58%	3.13	90%	N/A	32%
Average safety	**3.65**	**69%**	**3.07**	**83%**	**N/A**	**14%**
Welcoming of diversity	**Average score (/4)**	**Percent positive**	**Average score (/4)**	**Percent positive**	**Average score (/4)**	**Percent positive**
Making all residents feel welcome	2.32	81%	2.46	89%	0.14	8%
Attracting people from diverse backgrounds	2.31	71%	2.37	83%	0.06	12%
Valuing/respecting residents from diverse backgrounds	2.31	74%	2.45	86%	0.14	12%
Caring for vulnerable residents (elderly, disabled, houseless, etc.)	2.14	70%	2.23	80%	0.09	10%
Average welcoming of diversity	**2.27**	**74%**	**2.38**	**85%**	**0.11**	**11%**
Economy	**Average score (/4)**	**Percent positive**	**Average score (/4)**	**Percent positive**	**Average score (/4)**	**Percent positive**
Overall quality of business and service establishments	2.04	71%	2.05	75%	0.01	4%
Variety of business and service establishments	1.64	49%	1.61	51%	-0.03	2%
Vibrancy of downtown/commercial area	1.61	46%	1.63	46%	0.02	0%
Shopping opportunities	1.38	34%	1.32	28%	-0.06	-6%
Employment opportunities	1.45	35%	1.39	33%	-0.06	-2%
Overall economic health of Parachute	2.01	73%	1.73	61%	-0.28	-12%
Average economy	**1.69**	**51%**	**1.62**	**49%**	**-0.07**	**-2%**
Basic needs	**Average score (/4)**	**Percent positive**	**Average score (/4)**	**Percent positive**	**Average score (/4)**	**Percent positive**
Availability of affordable quality housing	1.55	41%	1.74	56%	0.19	15%
Availability of affordable quality food	1.76	54%	1.63	50%	-0.13	-4%
Availability of affordable quality healthcare	2.18	72%	2.33	81%	0.15	9%
Availability of affordable quality mental health care	1.71	43%	1.7	48%	-0.01	5%
Availability of preventive health services	2.14	71%	2.16	73%	0.02	2%
Availability of affordable quality childcare/preschool	1.8	50%	1.88	56%	0.08	6%
Cost of living in Parachute	1.95	71%	1.92	71%	-0.03	0%
Overall health and wellness opportunities in Parachute	2.24	73%	2.11	77%	-0.13	4%
Average basic needs	**1.92**	**59%**	**1.93**	**64%**	**0.02**	**5%**
Transportation	**Average score (/4)**	**Percent positive**	**Average score (/4)**	**Percent positive**	**Average score (/4)**	**Percent positive**
Traffic flow on major streets	2.73	92%	2.3	81%	-0.43	-11%
Ease of public parking	2.86	94%	2.7	91%	-0.16	-3%

Ease of travel by car in Parachute	3.08	99%	2.88	95%	-0.2	-4%
Ease of travel by public transportation in Parachute	2.53	79%	2.29	79%	-0.24	0%
Ease of travel by bicycle in Parachute	2.64	89%	2.51	86%	-0.13	-3%
Ease of travel by walking in Parachute	2.75	93%	2.56	88%	-0.19	-5%
Overall quality of the transportation system	2.28	83%	2.37	85%	0.09	2%
Average transportation	**2.7**	**90%**	**2.52**	**86%**	**-0.18**	**-3%**
Development	**Average score (/4)**	**Percent positive**	**Average score (/4)**	**Percent positive**	**Average score (/4)**	**Percent positive**
Well-planned residential growth	2.08	69%	1.91	66%	-0.17	-3%
Well-designed neighborhoods	2.22	85%	2.17	79%	-0.05	-6%
Variety of housing options	1.69	46%	1.92	63%	0.23	17%
Well-planned commercial growth	1.97	58%	1.62	47%	-0.35	-11%
K-12 education	2.38	77%	2.28	75%	-0.1	-2%
Overall quality of new development in Parachute	1.93	63%	1.87	67%	-0.06	4%
Overall design or layout of Parachute's residential and commercial areas	2.35	84%	2.06	76%	-0.29	-8%
Overall quality of the utility infrastructure in Parachute	2.49	90%	2.15	79%	-0.34	-11%
Average development	**2.14**	**72%**	**2**	**69%**	**-0.14**	**-3%**
Environment and recreation	**Average score (/4)**	**Percent positive**	**Average score (/4)**	**Percent positive**	**Average score (/4)**	**Percent positive**
Water resources (beaches, lakes, riverways, etc.)	2.27	75%	2.01	67%	-0.26	-8%
Air quality	2.97	99%	2.68	94%	-0.29	-5%
Public places where people want to spend time	1.91	61%	1.96	69%	0.05	8%
Availability of paths and walking trails	2.46	79%	2.32	78%	-0.14	-1%
Recreational opportunities	2.22	70%	2.16	76%	-0.06	6%
Cleanliness of Parachute	2.44	86%	2.51	90%	0.07	4%
Overall appearance of Parachute	2.11	75%	2.26	80%	0.15	5%
Overall quality of natural environment in Parachute	2.6	83%	2.52	90%	-0.08	7%
Overall quality of parks and recreation opportunities	2.41	80%	2.39	85%	-0.02	5%
Average environment and recreation	**2.38**	**79%**	**2.3**	**81%**	**-0.06**	**2%**
Community	**Average score (/4)**	**Percent positive**	**Average score (/4)**	**Percent positive**	**Average score (/4)**	**Percent positive**
Preservation of the historical/cultural character of the community	2.41	82%	2.33	84%	-0.08	2%
Opportunities to attend cultural/arts/music activities	1.69	50%	1.86	62%	0.17	12%
Community support for the arts	1.64	48%	1.87	62%	0.23	14%
Opportunities to participate in social events and activities	2.11	78%	2.13	88%	0.02	10%
Opportunities to attend special events and festivals	2.26	84%	2.19	91%	-0.07	7%
Opportunities to volunteer	2.16	76%	2.28	76%	0.12	0%
Opportunities to participate in community matters	2.17	71%	2.23	78%	0.06	7%
Openness and acceptance of the community toward people of diverse backgrounds	2.19	78%	2.4	82%	0.21	4%
Sense of civic/community pride	1.88	56%	2.24	79%	0.36	23%
Neighborliness of residents of Parachute	2.28	79%	2.39	87%	0.11	8%
Overall opportunities for education, culture, and the arts	1.77	94%	1.96	96%	0.19	2%
Residents' connection and engagement with their community	1.9	96%	2	95%	0.1	-1%
Overall image or reputation of Parachute	2.03	68%	2.04	97%	0.01	29%
Average community	**2.04**	**74%**	**2.15**	**83%**	**0.11**	**9%**
Engagement	**Average score (/1)**	**Percent positive**	**Average score (/1)**	**Percent positive**	**Average score (/1)**	**Percent positive**
Contacted the Town of Parachute (in-person, phone, email, or web) for help or information	0.4	40%	0.43	43%	0.03	3%
Contacted Parachute elected officials (in-person, phone, email, or web) to express your opinion	0.15	15%	0.21	21%	0.06	6%
Attended a local public meeting (of local elected officials like advisory boards, town halls, HOA, neighborhood watch, etc.)	0.13	13%	0.31	31%	0.18	18%
Watched (online or on television) a local public meeting	0.13	13%	0.16	16%	0.03	3%
Volunteered your time to some group/activity in Parachute	0.28	28%	0.38	38%	0.1	10%
Campaigned or advocated for a local issue, cause, or candidate	0.13	13%	0.23	23%	0.1	10%
Voted on your most recent local election	0.69	69%	0.78	78%	0.09	9%
Used a bus, rail, subway, or other public transportation instead of driving	0.1	10%	0.15	15%	0.05	5%
Carpooled with other adults or children instead of driving alone	0.5	50%	0.46	46%	-0.04	-4%

Walked or biked instead of driving	0.59	59%	0.5	50%	-0.09	-9%
Average engagement	**0.31**	**31%**	**0.36**	**36%**	**0.05**	**5%**
Public safety services	**Average score (/4)**	**Percent positive**	**Average score (/4)**	**Percent positive**	**Average score (/4)**	**Percent positive**
Public information services	2.2	76%	2.22	79%	0.02	3%
Traffic enforcement	2.46	86%	2.45	86%	-0.01	0%
Police/sheriff services	2.66	88%	2.73	93%	0.07	5%
Crime prevention	2.39	79%	2.53	88%	0.14	9%
Animal control	1.88	58%	1.61	37%	-0.27	-21%
Ambulance or emergency medical services	2.96	93%	3.17	98%	0.21	5%
Fire services	3.15	98%	3.38	99%	0.23	1%
Fire prevention and education	2.74	92%	2.88	92%	0.14	0%
Emergency preparedness	2.38	75%	2.63	83%	0.25	8%
Average public safety services	**2.54**	**83%**	**2.62**	**84%**	**0.09**	**1%**
Parks and recreation	**Average score (/4)**	**Percent positive**	**Average score (/4)**	**Percent positive**	**Average score (/4)**	**Percent positive**
Preservation of natural areas (open areas, farmlands, and greenbelts)	2.48	85%	2.54	88%	0.06	3%
Parachute open space	2.4	83%	2.47	87%	0.07	4%
Town parks	2.55	93%	2.52	88%	-0.03	-5%
Recreation centers or facilities	2.42	85%	2.7	92%	0.28	7%
Average parks and recreation	**2.46**	**87%**	**2.56**	**89%**	**0.1**	**2%**
Street maintenence	**Average score (/4)**	**Percent positive**	**Average score (/4)**	**Percent positive**	**Average score (/4)**	**Percent positive**
Traffic signal timing	2.45	85%	2.22	76%	-0.23	-9%
Street repair	1.82	55%	2.02	71%	0.2	16%
Street lighting	2.3	81%	2.27	82%	-0.03	1%
Snow removal	2.2	73%	2.17	78%	-0.03	5%
Sidewalk maintenance	2.19	73%	2.21	79%	0.02	6%
Storm water management (storm drainage, dams, etc.)	2.52	90%	2.39	87%	-0.13	-3%
Average street maintenence	**2.25**	**76%**	**2.2**	**79%**	**-0.03**	**3%**
Utility services	**Average score (/4)**	**Percent positive**	**Average score (/4)**	**Percent positive**	**Average score (/4)**	**Percent positive**
Garbage collection	3.02	99%	3.02	97%	0	-2%
Drinking water	2.13	65%	2.28	72%	0.15	7%
Sewer services	2.77	96%	2.8	97%	0.03	1%
Power (electric and/or gas) utility	2.7	96%	2.64	91%	-0.06	-5%
Affordable high-speed internet access	1.94	67%	2.28	77%	0.34	10%
Recycling	1.53	34%	1.72	48%	0.19	14%
Utility billing	2.39	81%	2.31	84%	-0.08	3%
Average utility services	**2.35**	**77%**	**2.44**	**81%**	**0.08**	**4%**
General services	**Average score (/4)**	**Percent positive**	**Average score (/4)**	**Percent positive**	**Average score (/4)**	**Percent positive**
Economic development	1.93	64%	1.79	61%	-0.14	-3%
Bus or transit services	2.69	88%	2.36	82%	-0.33	-6%
Land use, planning, and zoning	1.95	69%	2	69%	0.05	0%
Code enforcement (weeds, abandoned buildings, etc.)	1.94	67%	1.89	60%	-0.05	-7%
Health services	2.34	77%	2.59	89%	0.25	12%
Public library services	3.17	95%	3.26	97%	0.09	2%
Overall customer service by Parachute employees (police, receptionists, planners, etc.)	2.87	94%	2.93	96%	0.06	2%
Average general services	**2.41**	**79%**	**2.4**	**79%**	**-0.01**	**0%**
Government integrity	**Average score (/4)**	**Percent positive**	**Average score (/4)**	**Percent positive**	**Average score (/4)**	**Percent positive**
The value of services for the taxes paid to Parachute	2.18	73%	2.13	76%	-0.05	3%
The job Parachute government does at welcoming resident involvement	2.11	68%	2.27	76%	0.16	8%
Being honest	2.38	79%	2.52	84%	0.14	5%
Being open and transparent to the public	2.3	76%	2.42	82%	0.12	6%
Informing residents about issues facing the community	2.05	64%	2.17	73%	0.12	9%
Treating all residents fairly	2.27	71%	2.36	78%	0.09	7%
Treating all residents with respect	2.42	78%	2.52	86%	0.1	8%
Generally acting in the best interest of the community	2.32	77%	2.48	85%	0.16	8%
Overall confidence in the Parachute government	2.2	76%	2.41	80%	0.21	4%

The overall direction Parachute is taking	2.31	77%	2.28	76%	-0.03	-1%
Average government integrity	**2.25**	**74%**	**2.36**	**80%**	**0.1**	**6%**
Government performance	**Average score (/4)**	**Percent positive**	**Average score (/4)**	**Percent positive**	**Average score (/4)**	**Percent positive**
The Town of Parachute government	2.5	86%	2.49	84%	-0.01	-2%
The Colorado state government	N/A	N/A	1.84	56%	N/A	N/A
The federal government	1.82	50%	1.78	56%	-0.04	6%
Average government performance	**2.16**	**68%**	**2.04**	**65%**	**-0.02**	**2%**
Importance	**Average score (/4)**	**Percent positive**	**Average score (/4)**	**Percent positive**	**Average score (/4)**	**Percent positive**
Overall economic health of Parachute	3.27	85%	3.18	85%	-0.09	0%
Overall quality of the transportation system (car, bicycle, foot, bus) in Parachute	2.8	65%	2.72	63%	-0.08	-2%
Overall design or layout of Parachute's residential and commercial areas (homes, buildings, streets, parks, etc.)	2.67	59%	2.76	63%	0.09	4%
Overall quality of the utility infrastructure in Parachute (water, sewer, storm water, electric/gas, broadband)	3.1	79%	3.17	86%	0.07	7%
Overall feeling of safety in Parachute	3.23	87%	3.28	87%	0.05	0%
Overall quality of natural environment in Parachute	3.12	78%	2.96	74%	-0.16	-4%
Overall quality of parks and recreation opportunities	3.1	77%	2.92	74%	-0.18	-3%
Overall health and wellness opportunities in Parachute	2.96	73%	3.04	80%	0.08	7%
Overall opportunities for education, culture, and the arts	2.92	73%	2.95	71%	0.03	-2%
Residents' connection and engagement with their community	2.91	74%	2.93	73%	0.02	-1%
Average importance	**3.01**	**75%**	**2.99**	**76%**	**-0.02**	**1%**

Parachute Proper Filter Matrix

Community Engagement Survey Parachute Proper Analysis

Category	Parachute Proper	
Quality of life	**Average score (/4)**	**Percent positive**
The overall quality of life in Parachute	2.65	91%
Parachute as a place to live	2.77	95%
Your neighborhood as a place to live	2.67	94%
Parachute's community identity, inclusion, engagement, cultural opportunities, and civic pride	2.34	79%
Parachute as a place to retire	2.74	85%
Parachute as a place to visit	2.07	70%
Parachute as a place to raise children	2.63	86%
Parachute as a place to work	1.94	65%
Average quality of life	**2.45**	**82%**
Likelihood of staying/recommending	**Average score (/4)**	**Percent positive**
Recommend living in Parachute to someone who asks	2.78	64%
Remain in Parachute for the next five years	3.12	73%
Average likelihood of staying/recommending	**2.95**	**69%**
Safety	**Average score (/4)**	**Percent positive**
In your neighborhood during the day	3.42	96%
In downtown Parachute/commercial district during the day	3.34	94%
In your neighborhood at night	3.13	88%
In downtown Parachute/commercial district at night	3.06	72%
From property crime	2.9	73%
From violent crime	3.18	88%
From fires, floods, or other natural disasters	2.85	64%
Overall feeling of safety in Parachute	3.22	90%
Average safety	**3.14**	**83%**
Welcoming of diversity	**Average score (/4)**	**Percent positive**
Making all residents feel welcome	2.5	87%
Attracting people from diverse backgrounds	2.42	83%
Valuing/respecting residents from diverse backgrounds	2.48	84%
Caring for vulnerable residents (elderly, disabled, houseless, etc.)	2.28	81%
Average welcoming of diversity	**2.42**	**84%**
Economy	**Average score (/4)**	**Percent positive**
Overall quality of business and service establishments	2.24	82%
Variety of business and service establishments	1.71	60%
Vibrancy of downtown/commercial area	1.67	55%
Shopping opportunities	1.43	63%
Employment opportunities	1.46	62%
Overall economic health of Parachute	1.78	67%
Average economy	**1.72**	**65%**
Basic needs	**Average score (/4)**	**Percent positive**
Availability of affordable quality housing	1.81	64%
Availability of affordable quality food	1.68	52%
Availability of affordable quality healthcare	2.32	79%

Availability of affordable quality mental health care	1.71	49%
Availability of preventive health services	2.06	69%
Availability of affordable quality childcare/preschool	2.07	66%
Cost of living in Parachute	1.93	74%
Overall health and wellness opportunities in Parachute	2.06	73%
Average basic needs	**1.96**	**66%**
Transportation	**Average score (/4)**	**Percent positive**
Traffic flow on major streets	2.51	84%
Ease of public parking	2.73	92%
Ease of travel by car in Parachute	2.88	94%
Ease of travel by public transportation in Parachute	2.43	75%
Ease of travel by bicycle in Parachute	2.57	88%
Ease of travel by walking in Parachute	2.62	92%
Overall quality of the transportation system	2.53	84%
Average transportation	**2.61**	**87%**
Development	**Average score (/4)**	**Percent positive**
Well-planned residential growth	2.03	72%
Well-designed neighborhoods	2.1	76%
Variety of housing options	1.9	64%
Well-planned commercial growth	1.79	59%
K-12 education	2.41	79%
Overall quality of new development in Parachute	1.92	65%
Overall design or layout of Parachute's residential and commercial areas	2.11	74%
Overall quality of the utility infrastructure in Parachute	2.17	79%
Average development	**2.05**	**71%**
Environment and recreation	**Average score (/4)**	**Percent positive**
Water resources (beaches, lakes, riverways, etc.)	2.24	76%
Air quality	2.68	94%
Public places where people want to spend time	2.06	72%
Availability of paths and walking trails	2.15	78%
Recreational opportunities	2.12	75%
Cleanliness of Parachute	2.52	90%
Overall appearance of Parachute	2.24	77%
Overall quality of natural environment in Parachute	2.47	84%
Overall quality of parks and recreation opportunities	2.39	83%
Average environment and recreation	**2.32**	**81%**
Community	**Average score (/4)**	**Percent positive**
Preservation of the historical/cultural character of the community	2.37	87%
Opportunities to attend cultural/arts/music activities	2	68%
Community support for the arts	1.99	66%
Opportunities to participate in social events and activities	2.3	82%
Opportunities to attend special events and festivals	2.35	86%
Opportunities to volunteer	2.42	79%
Opportunities to participate in community matters	2.38	82%
Openness and acceptance of the community toward people of diverse backgrounds	2.47	81%

Sense of civic/community pride	2.34	80%
Neighborliness of residents of Parachute	2.39	86%
Overall opportunities for education, culture, and the arts	2.17	77%
Residents' connection and engagement with their community	2.01	74%
Overall image or reputation of Parachute	2.14	77%
Average community	**2.26**	**79%**
Engagement	**Average score (/1)**	**Percent positive**
Contacted the Town of Parachute (in-person, phone, email, or web) for help or information	0.74	74%
Contacted Parachute elected officials (in-person, phone, email, or web) to express your opinion	0.31	31%
Attended a local public meeting (of local elected officials like advisory boards, town halls, HOA, neighborhood watch, etc.)	0.27	27%
Watched (online or on television) a local public meeting	0.13	13%
Volunteered your time to some group/activity in Parachute	0.41	41%
Campaigned or advocated for a local issue, cause, or candidate	0.19	19%
Voted on your most recent local election	0.76	76%
Used a bus, rail, subway, or other public transportation instead of driving	0.15	15%
Carpooled with other adults or children instead of driving alone	0.37	37%
Walked or biked instead of driving	0.54	54%
Average engagement	**0.39**	**39%**
Public safety services	**Average score (/4)**	**Percent positive**
Public information services	2.37	85%
Traffic enforcement	2.47	89%
Police/sheriff services	2.78	89%
Crime prevention	2.68	88%
Animal control	1.7	46%
Ambulance or emergency medical services	3.08	97%
Fire services	3.3	98%
Fire prevention and education	2.83	89%
Emergency preparedness	2.65	87%
Average public safety services	**2.65**	**85%**
Parks and recreation	**Average score (/4)**	**Percent positive**
Preservation of natural areas (open areas, farmlands, and greenbelts)	2.43	80%
Parachute open space	2.41	83%
Town parks	2.58	87%
Recreation centers or facilities	2.71	91%
Average parks and recreation	**2.53**	**85%**
Street maintenence	**Average score (/4)**	**Percent positive**
Traffic signal timing	2.24	81%
Street repair	2.01	67%
Street lighting	2.15	76%
Snow removal	2.22	78%
Sidewalk maintenance	2.14	72%

Storm water management (storm drainage, dams, etc.)	2.36	84%
Average street maintenence	**2.2**	**76%**
Utility services	**Average score (/4)**	**Percent positive**
Garbage collection	3.08	96%
Drinking water	2.45	74%
Sewer services	2.82	94%
Power (electric and/or gas) utility	2.49	84%
Affordable high-speed internet access	2.34	71%
Recycling	1.72	47%
Utility billing	2.34	82%
Average utility services	**2.46**	**78%**
General services	**Average score (/4)**	**Percent positive**
Economic development	1.92	68%
Bus or transit services	2.51	85%
Land use, planning, and zoning	2.05	67%
Code enforcement (weeds, abandoned buildings, etc.)	1.89	61%
Health services	2.54	86%
Public library services	3.31	95%
Overall customer service by Parachute employees (police, receptionists, planners, etc.)	2.98	93%
Average general services	**2.46**	**79%**
Government integrity	**Average score (/4)**	**Percent positive**
The value of services for the taxes paid to Parachute	2.22	72%
The job Parachute government does at welcoming resident involvement	2.38	77%
Being honest	2.59	83%
Being open and transparent to the public	2.49	79%
Informing residents about issues facing the community	2.36	75%
Treating all residents fairly	2.47	76%
Treating all residents with respect	2.63	86%
Generally acting in the best interest of the community	2.62	87%
Overall confidence in the Parachute government	2.55	78%
The overall direction Parachute is taking	2.45	76%
Average government integrity	**2.48**	**79%**
Government performance	**Average score (/4)**	**Percent positive**
The Town of Parachute government	2.58	79%
The Colorado state government	1.97	61%
The federal government	1.73	55%
Average government performance	**2.09**	**65%**
Importance	**Average score (/4)**	**Percent positive**
Overall economic health of Parachute	3.19	85%
Overall quality of the transportation system (car, bicycle, foot, bus) in Parachute	2.8	63%
Overall design or layout of Parachute's residential and commercial areas (homes, buildings, streets, parks, etc.)	2.77	63%
Overall quality of the utility infrastructure in Parachute (water, sewer, storm water, electric/gas, broadband)	3.14	86%

Overall feeling of safety in Parachute	3.25	87%
Overall quality of natural environment in Parachute	3.01	74%
Overall quality of parks and recreation opportunities	2.98	74%
Overall health and wellness opportunities in Parachute	3.08	80%
Overall opportunities for education, culture, and the arts	2.99	71%
Residents' connection and engagement with their community	2.96	73%
Average importance	**3.02**	**76%**

Full Results – All Responses

Q1 418 responses

Please rate each of the following aspects of quality of life in Parachute:

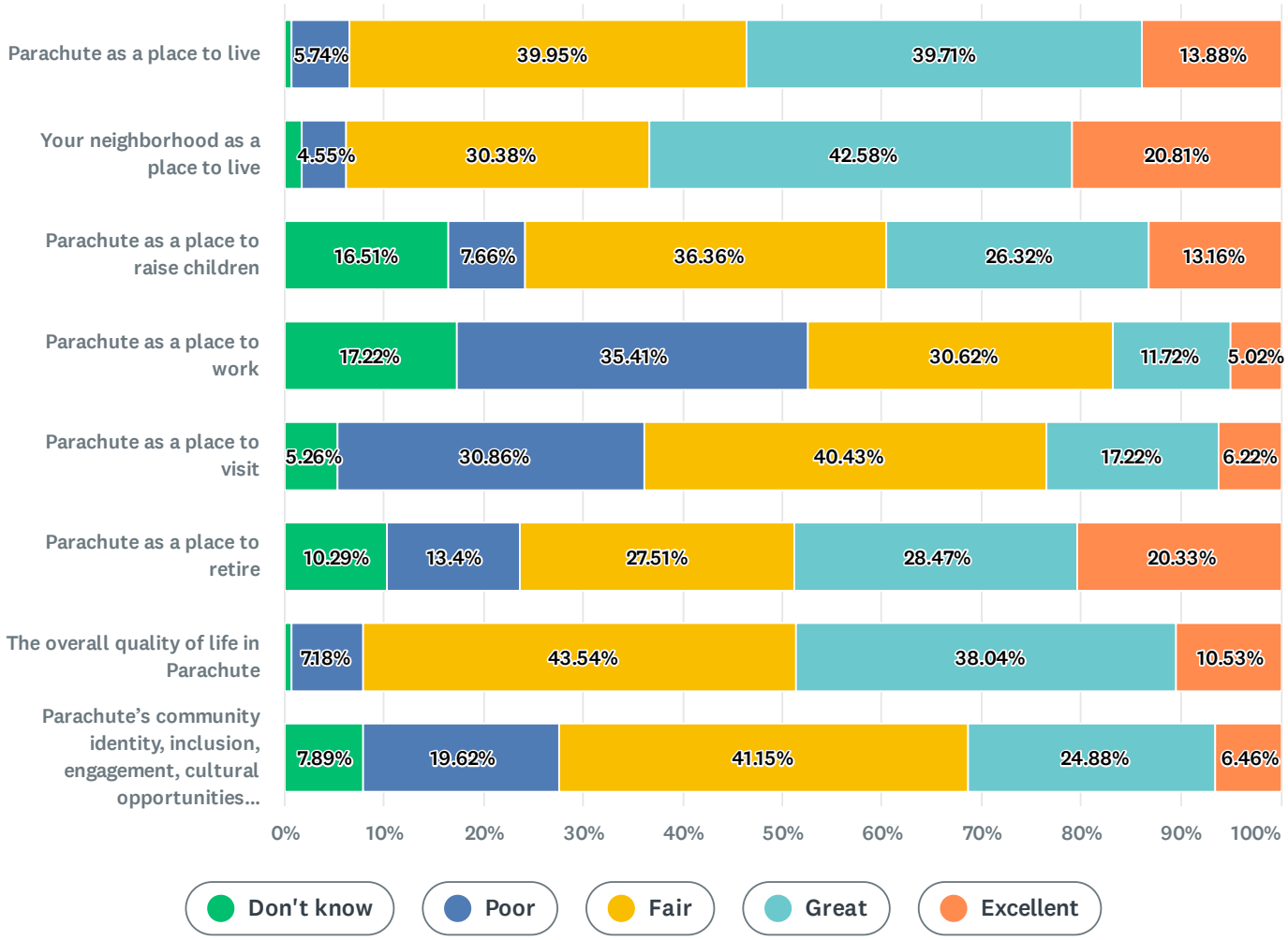

	Don't know	Poor	Fair	Great	Excellent	Total
Parachute as a place to live	0.72% 3	5.74% 24	39.95% 167	39.71% 166	13.88% 58	418
Your neighborhood as a place to live	1.67% 7	4.55% 19	30.38% 127	42.58% 178	20.81% 87	418
Parachute as a place to raise children	16.51% 69	7.66% 32	36.36% 152	26.32% 110	13.16% 55	418

	3344

	Don't know	Poor	Fair	Great	Excellent	Total
Parachute as a place to work	17.22% 72	35.41% 148	30.62% 128	11.72% 49	5.02% 21	418
Parachute as a place to visit	5.26% 22	30.86% 129	40.43% 169	17.22% 72	6.22% 26	418
Parachute as a place to retire	10.29% 43	13.40% 56	27.51% 115	28.47% 119	20.33% 85	418
The overall quality of life in Parachute	0.72% 3	7.18% 30	43.54% 182	38.04% 159	10.53% 44	418
Parachute's community identity, inclusion, engagement, cultural opportunities, and civic pride	7.89% 33	19.62% 82	41.15% 172	24.88% 104	6.46% 27	418
						3344

Q2 406 responses

Please indicate how likely or unlikely you are to do each of the following:

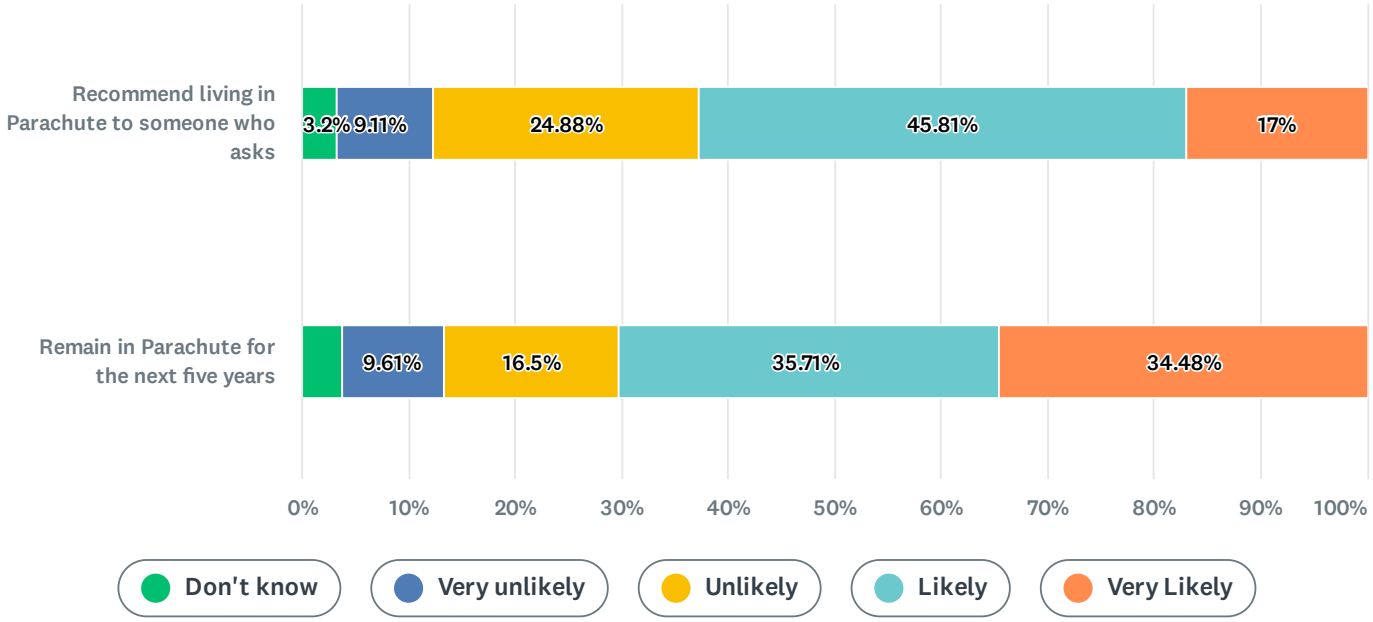

	Don't know	Very unlikely	Unlikely	Likely	Very Likely	Total
Recommend living in Parachute to someone who asks	3.20% 13	9.11% 37	24.88% 101	45.81% 186	17.00% 69	406
Remain in Parachute for the next five years	3.69% 15	9.61% 39	16.50% 67	35.71% 145	34.48% 140	406
						812

Q3 396 responses

Please rate how safe you feel...

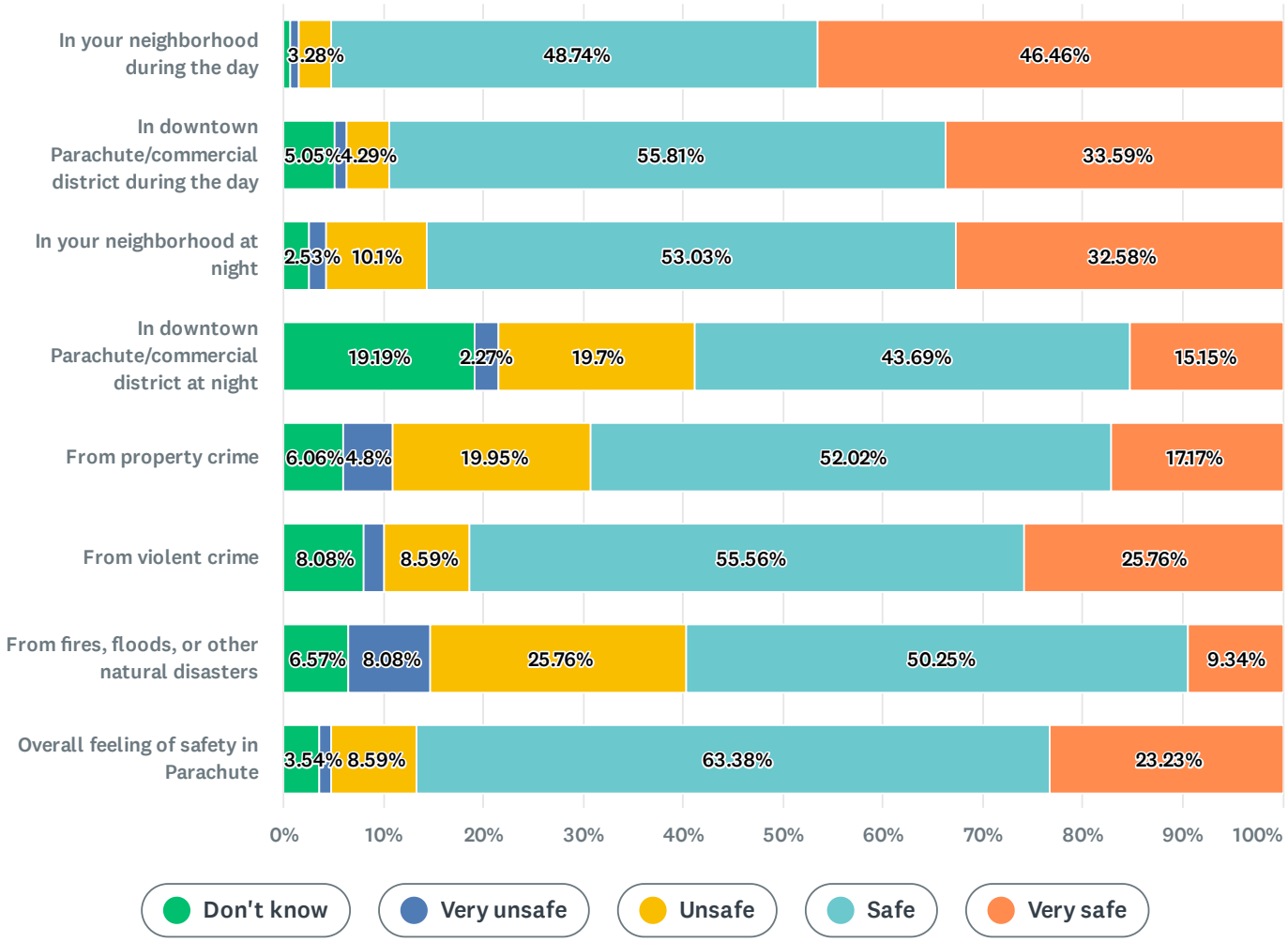

	Don't know	Very unsafe	Unsafe	Safe	Very safe	Total
In your neighborhood during the day	0.76% 3	0.76% 3	3.28% 13	48.74% 193	46.46% 184	396
In downtown Parachute/commercial district during the day	5.05% 20	1.26% 5	4.29% 17	55.81% 221	33.59% 133	396
In your neighborhood at night	2.53% 10	1.77% 7	10.10% 40	53.03% 210	32.58% 129	396

	3168

	Don't know	Very unsafe	Unsafe	Safe	Very safe	Total
In downtown Parachute/commercial district at night	19.19% 76	2.27% 9	19.70% 78	43.69% 173	15.15% 60	396
From property crime	6.06% 24	4.80% 19	19.95% 79	52.02% 206	17.17% 68	396
From violent crime	8.08% 32	2.02% 8	8.59% 34	55.56% 220	25.76% 102	396
From fires, floods, or other natural disasters	6.57% 26	8.08% 32	25.76% 102	50.25% 199	9.34% 37	396
Overall feeling of safety in Parachute	3.54% 14	1.26% 5	8.59% 34	63.38% 251	23.23% 92	396
						3168

Q4 376 responses

Please rate the job you feel the Parachute community does at each of the following:

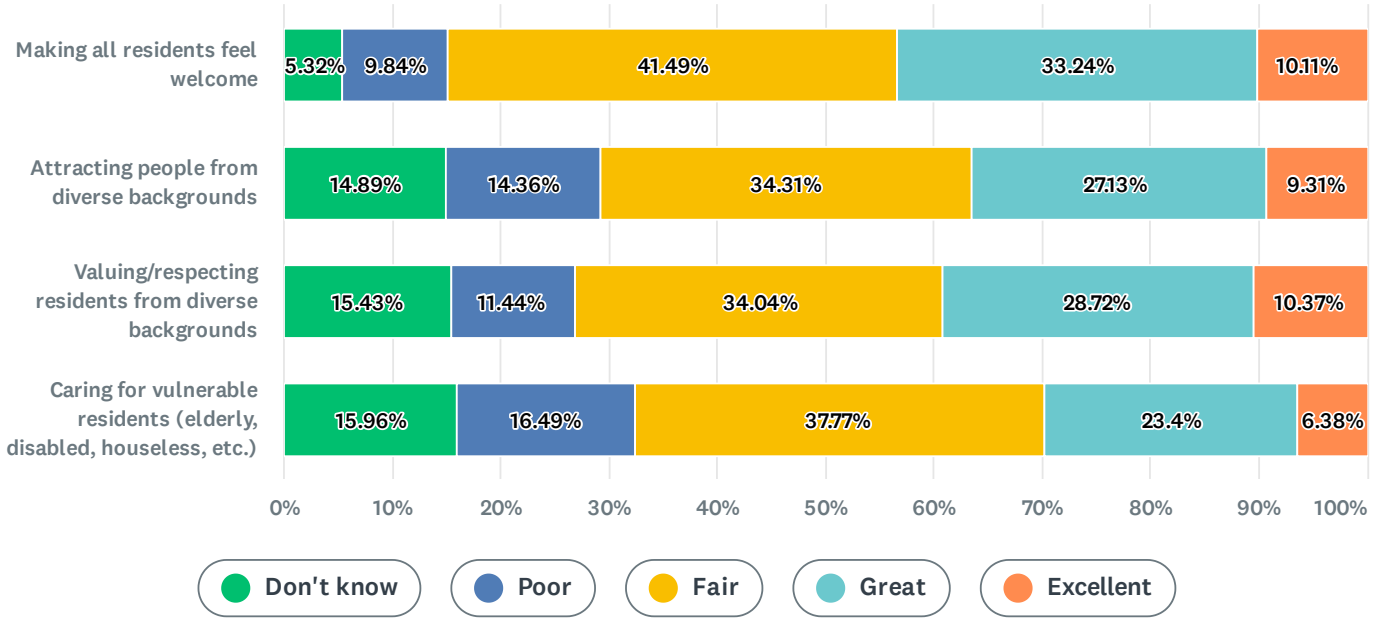

	Don't know	Poor	Fair	Great	Excellent	Total
Making all residents feel welcome	5.32% 20	9.84% 37	41.49% 156	33.24% 125	10.11% 38	376
Attracting people from diverse backgrounds	14.89% 56	14.36% 54	34.31% 129	27.13% 102	9.31% 35	376
Valuing/respecting residents from diverse backgrounds	15.43% 58	11.44% 43	34.04% 128	28.72% 108	10.37% 39	376
Caring for vulnerable residents (elderly, disabled, houseless, etc.)	15.96% 60	16.49% 62	37.77% 142	23.40% 88	6.38% 24	376
						1504

Q5 367 responses

Please rate each of the following aspects of the Parachute economy:

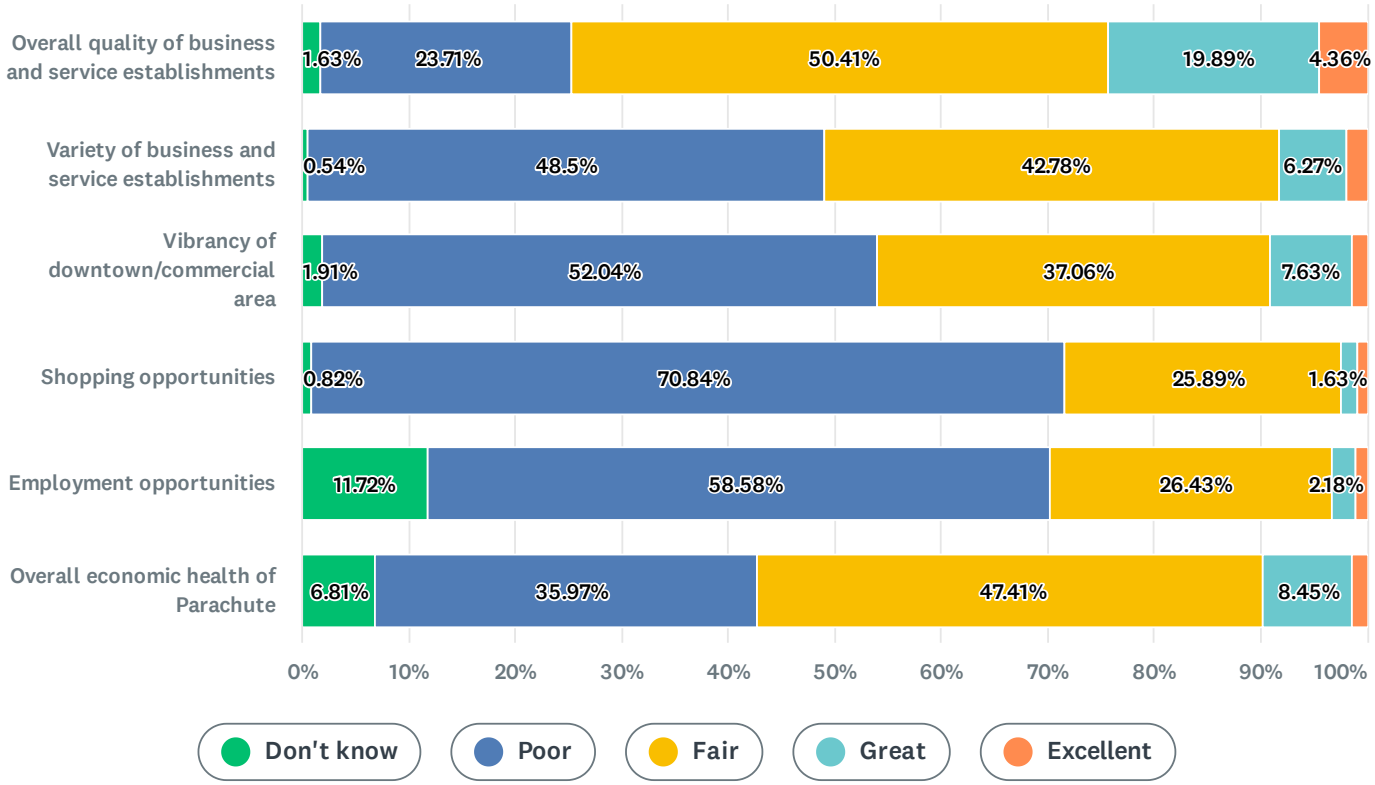

	Don't know	Poor	Fair	Great	Excellent	Total
Overall quality of business and service establishments	1.63% 6	23.71% 87	50.41% 185	19.89% 73	4.36% 16	367
Variety of business and service establishments	0.54% 2	48.50% 178	42.78% 157	6.27% 23	1.91% 7	367
Vibrancy of downtown/commercial area	1.91% 7	52.04% 191	37.06% 136	7.63% 28	1.36% 5	367
Shopping opportunities	0.82% 3	70.84% 260	25.89% 95	1.63% 6	0.82% 3	367
Employment opportunities	11.72% 43	58.58% 215	26.43% 97	2.18% 8	1.09% 4	367
						2202

	Don't know	Poor	Fair	Great	Excellent	Total
Overall economic health of Parachute	6.81% 25	35.97% 132	47.41% 174	8.45% 31	1.36% 5	367
						2202

Q6 364 responses

Please rate each of the following aspects of basic needs in Parachute:

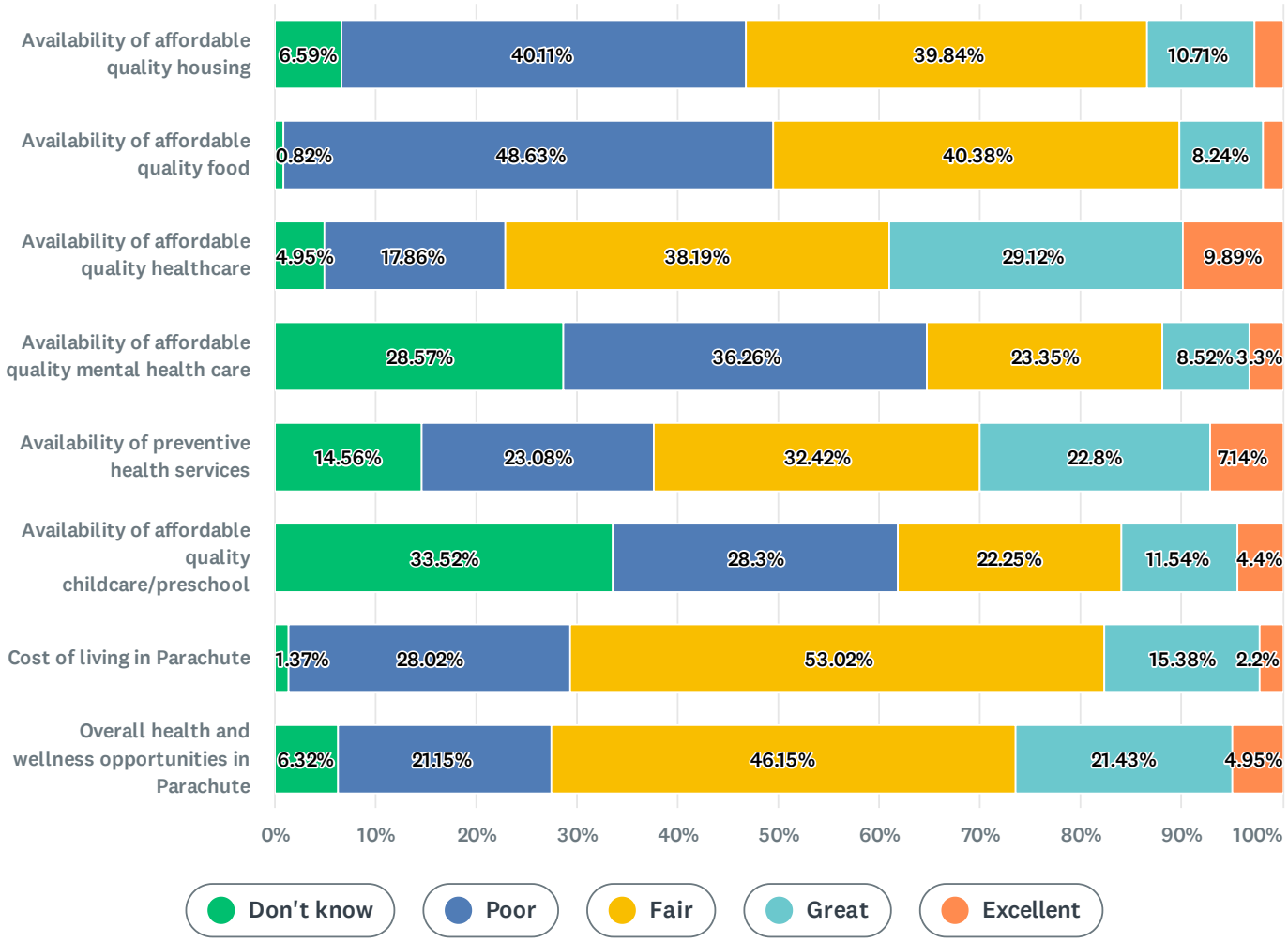

	Don't know	Poor	Fair	Great	Excellent	Total
Availability of affordable quality housing	6.59% 24	40.11% 146	39.84% 145	10.71% 39	2.75% 10	364
Availability of affordable quality food	0.82% 3	48.63% 177	40.38% 147	8.24% 30	1.92% 7	364
Availability of affordable quality healthcare	4.95% 18	17.86% 65	38.19% 139	29.12% 106	9.89% 36	364

	2912

	Don't know	Poor	Fair	Great	Excellent	Total
Availability of affordable quality mental health care	28.57% 104	36.26% 132	23.35% 85	8.52% 31	3.30% 12	364
Availability of preventive health services	14.56% 53	23.08% 84	32.42% 118	22.80% 83	7.14% 26	364
Availability of affordable quality childcare/preschool	33.52% 122	28.30% 103	22.25% 81	11.54% 42	4.40% 16	364
Cost of living in Parachute	1.37% 5	28.02% 102	53.02% 193	15.38% 56	2.20% 8	364
Overall health and wellness opportunities in Parachute	6.32% 23	21.15% 77	46.15% 168	21.43% 78	4.95% 18	364
						2912

Q7 346 responses

Please rate each of the following aspects of Parachute's transportation:

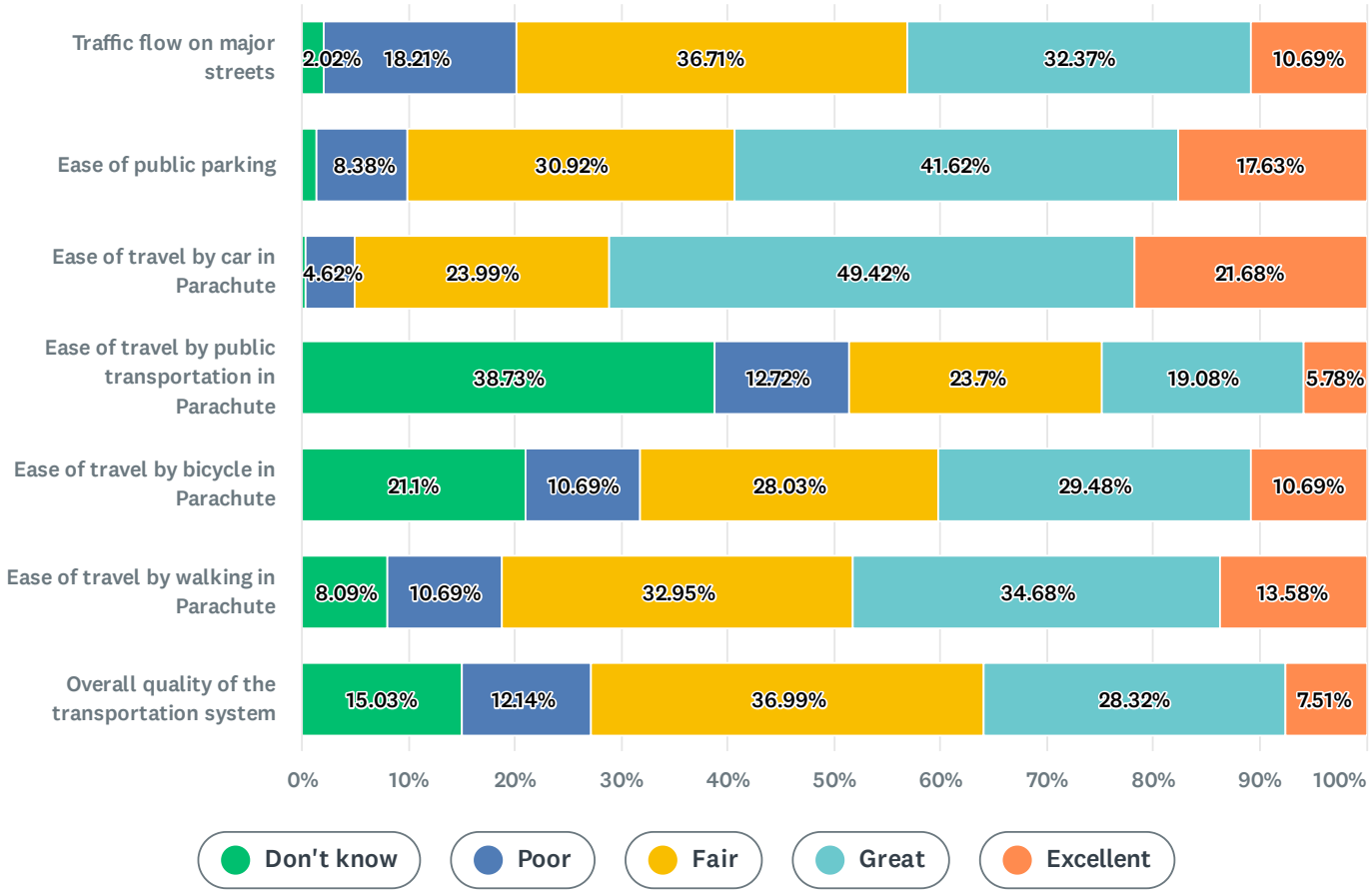

	Don't know	Poor	Fair	Great	Excellent	Total
Traffic flow on major streets	2.02% 7	18.21% 63	36.71% 127	32.37% 112	10.69% 37	346
Ease of public parking	1.45% 5	8.38% 29	30.92% 107	41.62% 144	17.63% 61	346
Ease of travel by car in Parachute	0.29% 1	4.62% 16	23.99% 83	49.42% 171	21.68% 75	346
Ease of travel by public transportation in Parachute	38.73% 134	12.72% 44	23.70% 82	19.08% 66	5.78% 20	346
						2422

	Don't know	Poor	Fair	Great	Excellent	Total
Ease of travel by bicycle in Parachute	21.10% 73	10.69% 37	28.03% 97	29.48% 102	10.69% 37	346
Ease of travel by walking in Parachute	8.09% 28	10.69% 37	32.95% 114	34.68% 120	13.58% 47	346
Overall quality of the transportation system	15.03% 52	12.14% 42	36.99% 128	28.32% 98	7.51% 26	346
						2422

Q8 336 responses

Please rate each of the following aspects of Parachute's development:

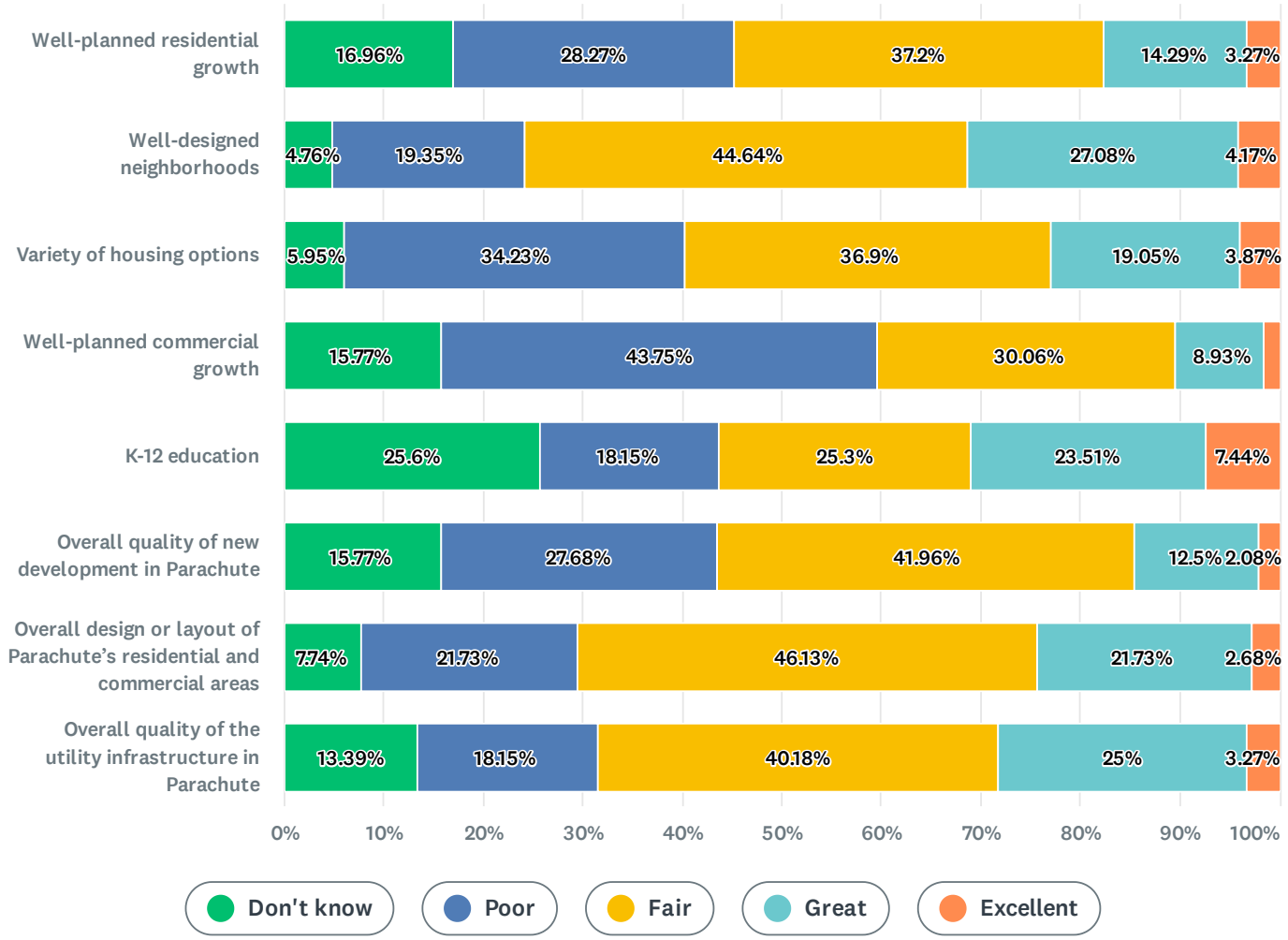

	Don't know	Poor	Fair	Great	Excellent	Total
Well-planned residential growth	16.96% 57	28.27% 95	37.20% 125	14.29% 48	3.27% 11	336
Well-designed neighborhoods	4.76% 16	19.35% 65	44.64% 150	27.08% 91	4.17% 14	336
Variety of housing options	5.95% 20	34.23% 115	36.90% 124	19.05% 64	3.87% 13	336
						2688

	Don't know	Poor	Fair	Great	Excellent	Total
Well-planned commercial growth	15.77% 53	43.75% 147	30.06% 101	8.93% 30	1.49% 5	336
K-12 education	25.60% 86	18.15% 61	25.30% 85	23.51% 79	7.44% 25	336
Overall quality of new development in Parachute	15.77% 53	27.68% 93	41.96% 141	12.50% 42	2.08% 7	336
Overall design or layout of Parachute's residential and commercial areas	7.74% 26	21.73% 73	46.13% 155	21.73% 73	2.68% 9	336
Overall quality of the utility infrastructure in Parachute	13.39% 45	18.15% 61	40.18% 135	25.00% 84	3.27% 11	336
						2688

Q9 333 responses

Please rate each of the following aspects of Parachute's environment and recreation:

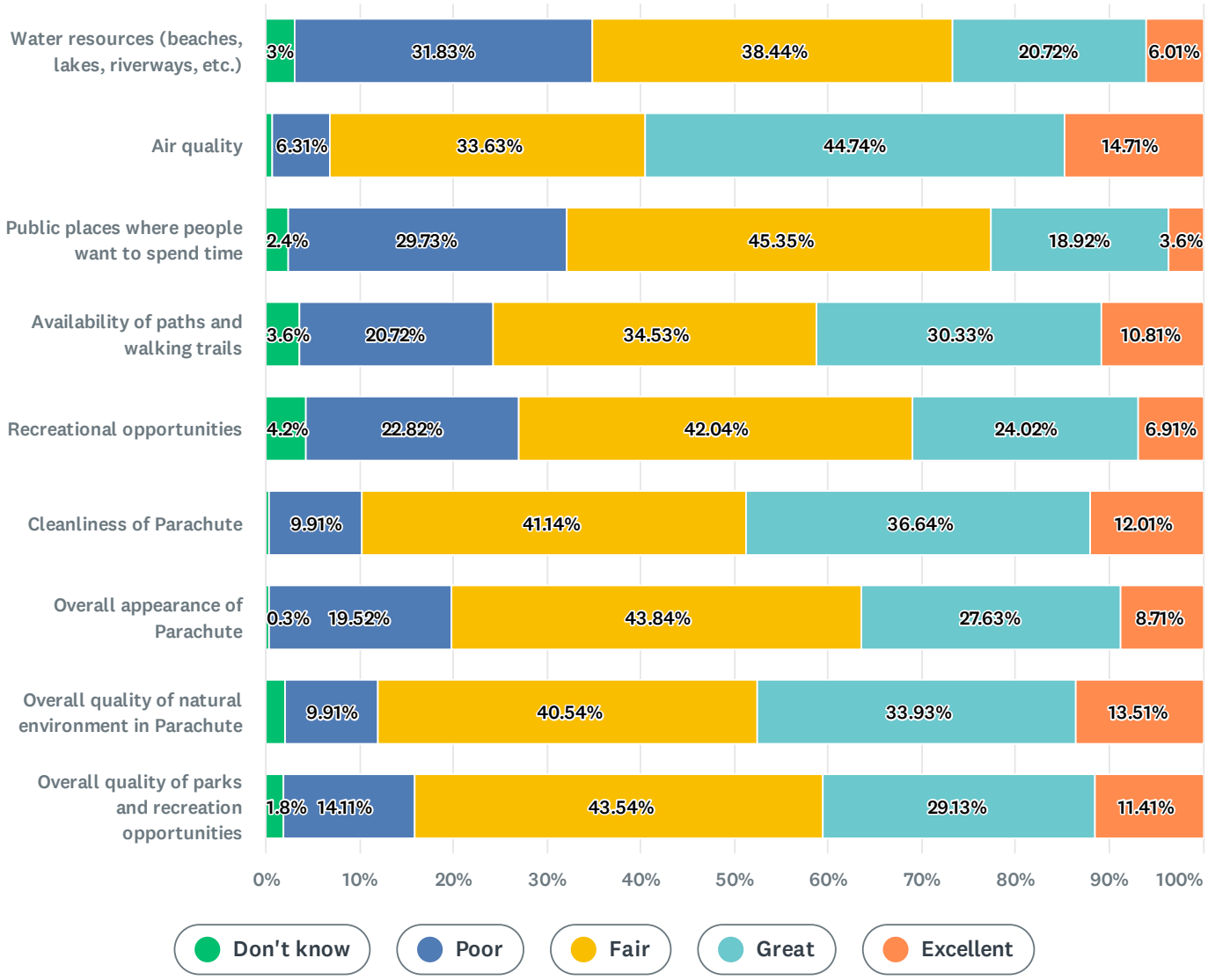

	Don't know	Poor	Fair	Great	Excellent	Total
Water resources (beaches, lakes, riverways, etc.)	3.00% 10	31.83% 106	38.44% 128	20.72% 69	6.01% 20	333
Air quality	0.60% 2	6.31% 21	33.63% 112	44.74% 149	14.71% 49	333

	2997

	Don't know	Poor	Fair	Great	Excellent	Total
Public places where people want to spend time	2.40% 8	29.73% 99	45.35% 151	18.92% 63	3.60% 12	333
Availability of paths and walking trails	3.60% 12	20.72% 69	34.53% 115	30.33% 101	10.81% 36	333
Recreational opportunities	4.20% 14	22.82% 76	42.04% 140	24.02% 80	6.91% 23	333
Cleanliness of Parachute	0.30% 1	9.91% 33	41.14% 137	36.64% 122	12.01% 40	333
Overall appearance of Parachute	0.30% 1	19.52% 65	43.84% 146	27.63% 92	8.71% 29	333
Overall quality of natural environment in Parachute	2.10% 7	9.91% 33	40.54% 135	33.93% 113	13.51% 45	333
Overall quality of parks and recreation opportunities	1.80% 6	14.11% 47	43.54% 145	29.13% 97	11.41% 38	333
						2997

Q10 324 responses

Please rate each of the following aspects of Parachute's community:

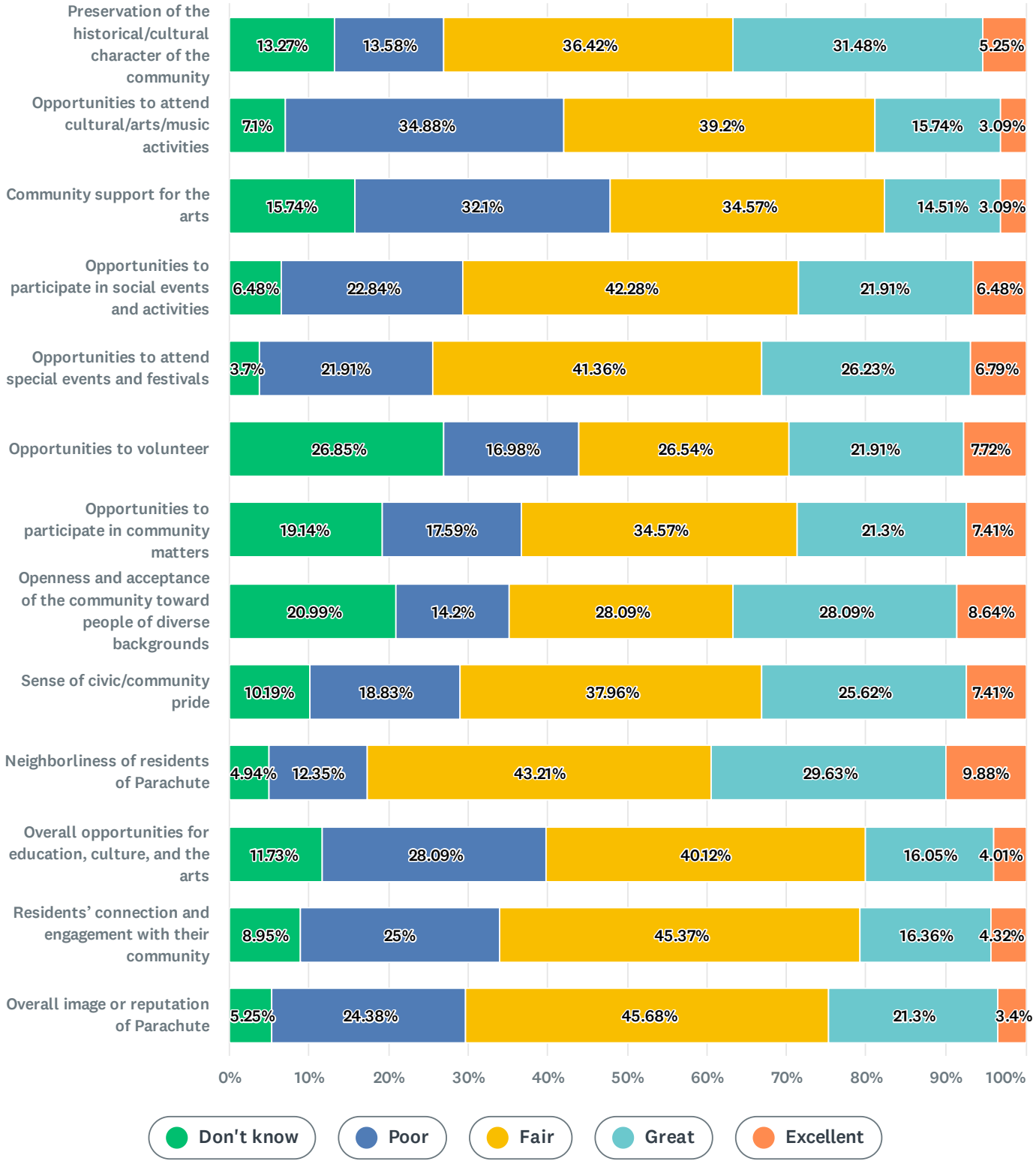

	Don't know	Poor	Fair	Great	Excellent	Total
Preservation of the historical/cultural character of the community	13.27% 43	13.58% 44	36.42% 118	31.48% 102	5.25% 17	324
Opportunities to attend cultural/arts/music activities	7.10% 23	34.88% 113	39.20% 127	15.74% 51	3.09% 10	324
Community support for the arts	15.74% 51	32.10% 104	34.57% 112	14.51% 47	3.09% 10	324
Opportunities to participate in social events and activities	6.48% 21	22.84% 74	42.28% 137	21.91% 71	6.48% 21	324
Opportunities to attend special events and festivals	3.70% 12	21.91% 71	41.36% 134	26.23% 85	6.79% 22	324
Opportunities to volunteer	26.85% 87	16.98% 55	26.54% 86	21.91% 71	7.72% 25	324
Opportunities to participate in community matters	19.14% 62	17.59% 57	34.57% 112	21.30% 69	7.41% 24	324
Openness and acceptance of the community toward people of diverse backgrounds	20.99% 68	14.20% 46	28.09% 91	28.09% 91	8.64% 28	324
Sense of civic/community pride	10.19% 33	18.83% 61	37.96% 123	25.62% 83	7.41% 24	324
Neighborliness of residents of Parachute	4.94% 16	12.35% 40	43.21% 140	29.63% 96	9.88% 32	324
Overall opportunities for education, culture, and the arts	11.73% 38	28.09% 91	40.12% 130	16.05% 52	4.01% 13	324
Residents' connection and engagement with their community	8.95% 29	25.00% 81	45.37% 147	16.36% 53	4.32% 14	324
Overall image or reputation of Parachute	5.25% 17	24.38% 79	45.68% 148	21.30% 69	3.40% 11	324
						4212

Q11 317 responses

Please indicate whether you have done each of the following in the last 12 months:

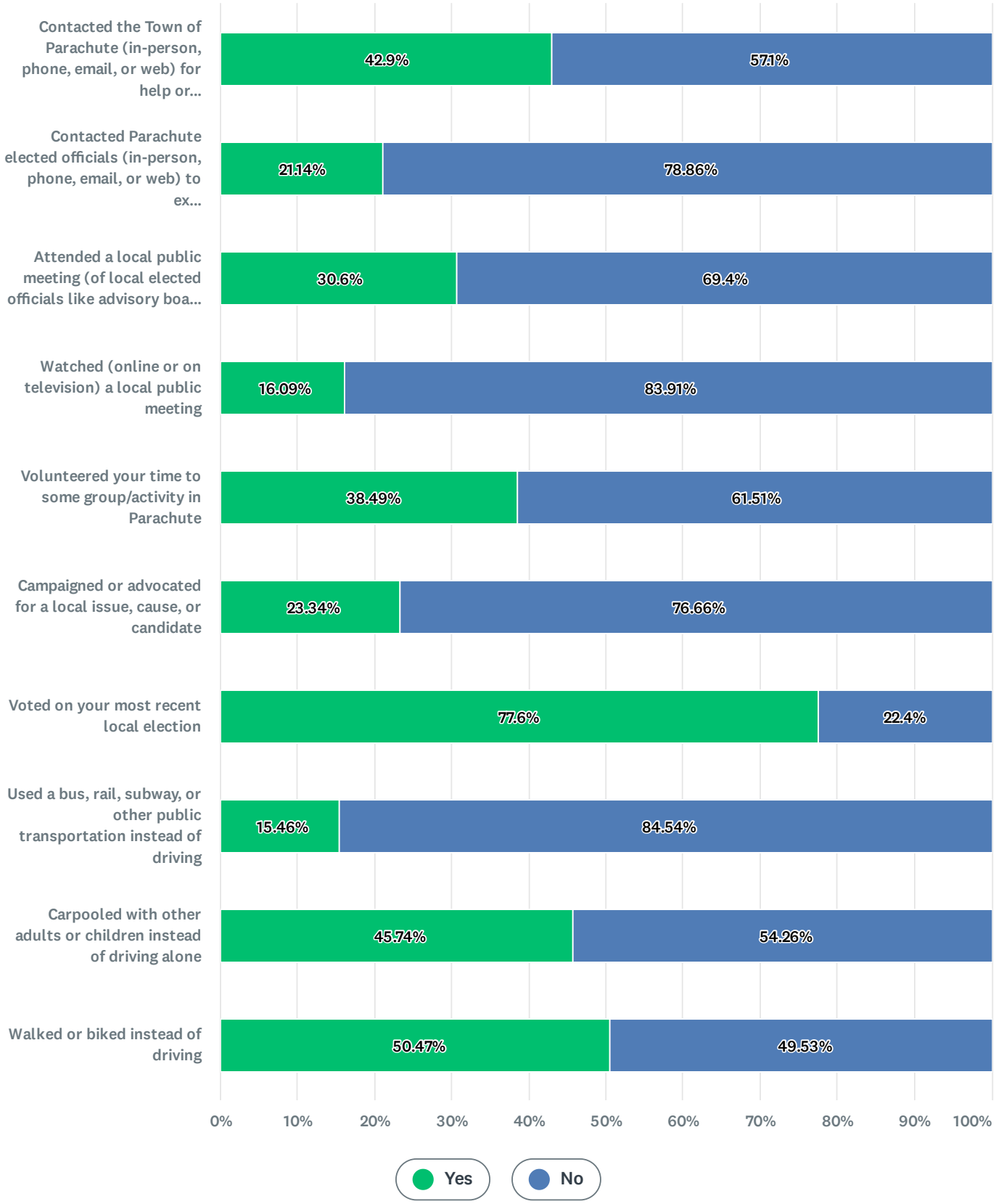

	Yes	No	Total
Contacted the Town of Parachute (in-person, phone, email, or web) for help or information	42.90% 136	57.10% 181	317
Contacted Parachute elected officials (in-person, phone, email, or web) to express your opinion	21.14% 67	78.86% 250	317
Attended a local public meeting (of local elected officials like advisory boards, town halls, HOA, neighborhood watch, etc.)	30.60% 97	69.40% 220	317
Watched (online or on television) a local public meeting	16.09% 51	83.91% 266	317
Volunteered your time to some group/activity in Parachute	38.49% 122	61.51% 195	317
Campaigned or advocated for a local issue, cause, or candidate	23.34% 74	76.66% 243	317
Voted on your most recent local election	77.60% 246	22.40% 71	317
Used a bus, rail, subway, or other public transportation instead of driving	15.46% 49	84.54% 268	317
Carpooled with other adults or children instead of driving alone	45.74% 145	54.26% 172	317
Walked or biked instead of driving	50.47% 160	49.53% 157	317
			3170

Q12 312 responses

Please rate the quality of each of the following public safety services in Parachute:

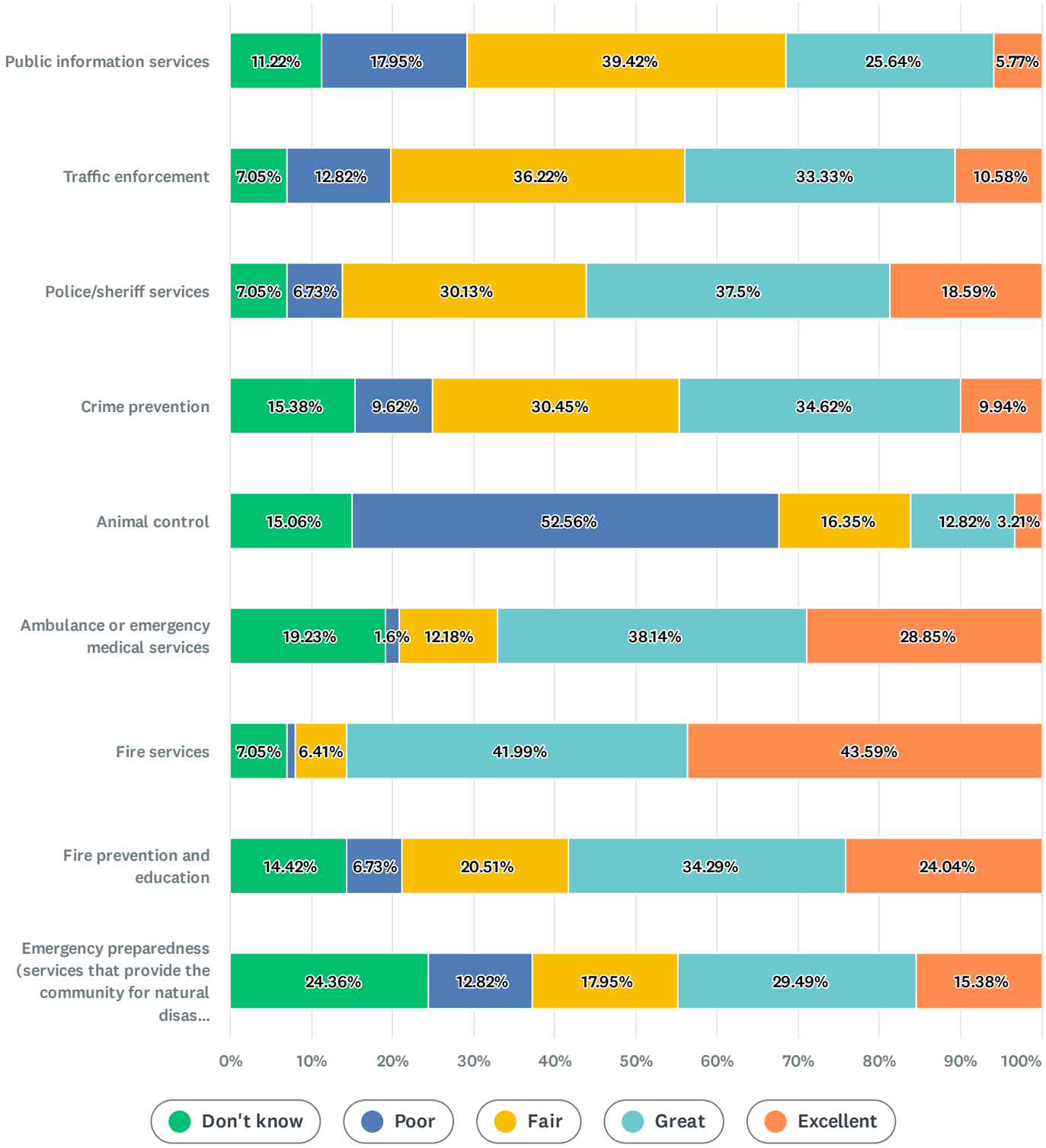

	Don't know	Poor	Fair	Great	Excellent	Total

	Don't know	Poor	Fair	Great	Excellent	Total
Public information services	11.22% 35	17.95% 56	39.42% 123	25.64% 80	5.77% 18	312
Traffic enforcement	7.05% 22	12.82% 40	36.22% 113	33.33% 104	10.58% 33	312
Police/sheriff services	7.05% 22	6.73% 21	30.13% 94	37.50% 117	18.59% 58	312
Crime prevention	15.38% 48	9.62% 30	30.45% 95	34.62% 108	9.94% 31	312
Animal control	15.06% 47	52.56% 164	16.35% 51	12.82% 40	3.21% 10	312
Ambulance or emergency medical services	19.23% 60	1.60% 5	12.18% 38	38.14% 119	28.85% 90	312
Fire services	7.05% 22	0.96% 3	6.41% 20	41.99% 131	43.59% 136	312
Fire prevention and education	14.42% 45	6.73% 21	20.51% 64	34.29% 107	24.04% 75	312
Emergency preparedness (services that provide the community for natural disasters or other emergency situations)	24.36% 76	12.82% 40	17.95% 56	29.49% 92	15.38% 48	312
						2808

Q13 311 responses

Please rate the quality of each of the following parks and recreation services in Parachute:

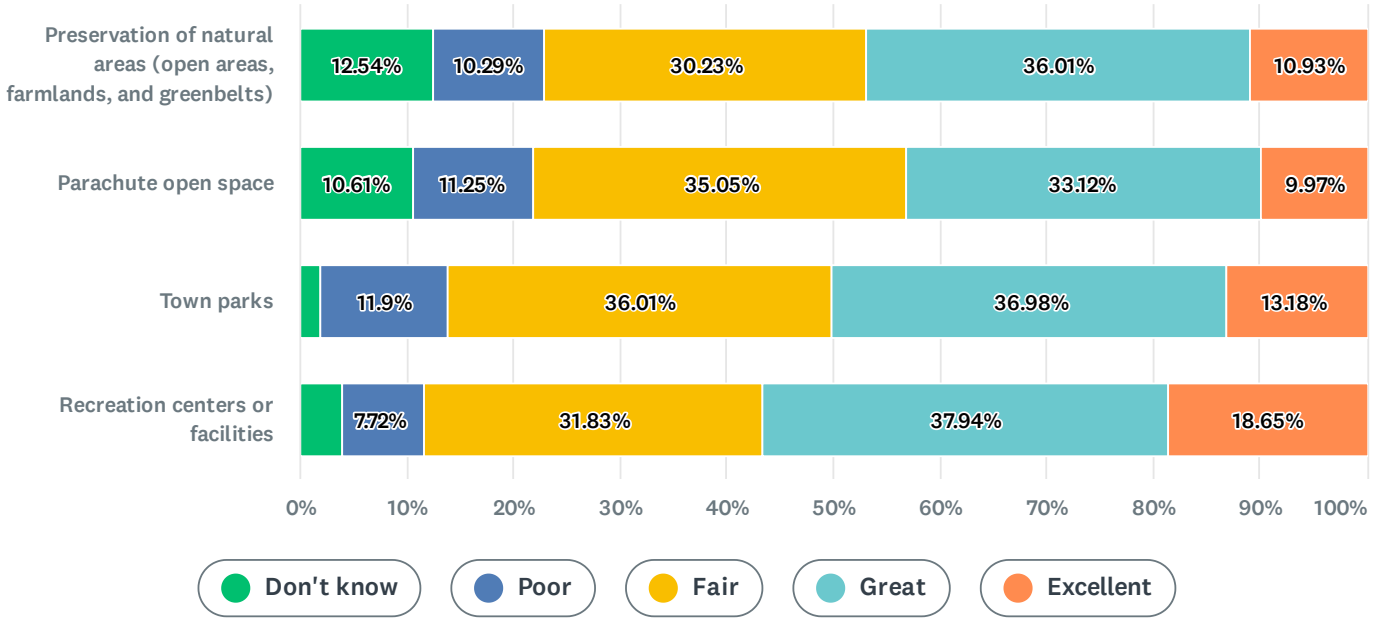

	Don't know	Poor	Fair	Great	Excellent	Total
Preservation of natural areas (open areas, farmlands, and greenbelts)	12.54% 39	10.29% 32	30.23% 94	36.01% 112	10.93% 34	311
Parachute open space	10.61% 33	11.25% 35	35.05% 109	33.12% 103	9.97% 31	311
Town parks	1.93% 6	11.90% 37	36.01% 112	36.98% 115	13.18% 41	311
Recreation centers or facilities	3.86% 12	7.72% 24	31.83% 99	37.94% 118	18.65% 58	311
						1244

Q14 310 responses

Please rate the quality of each of the following street maintenance services in Parachute:

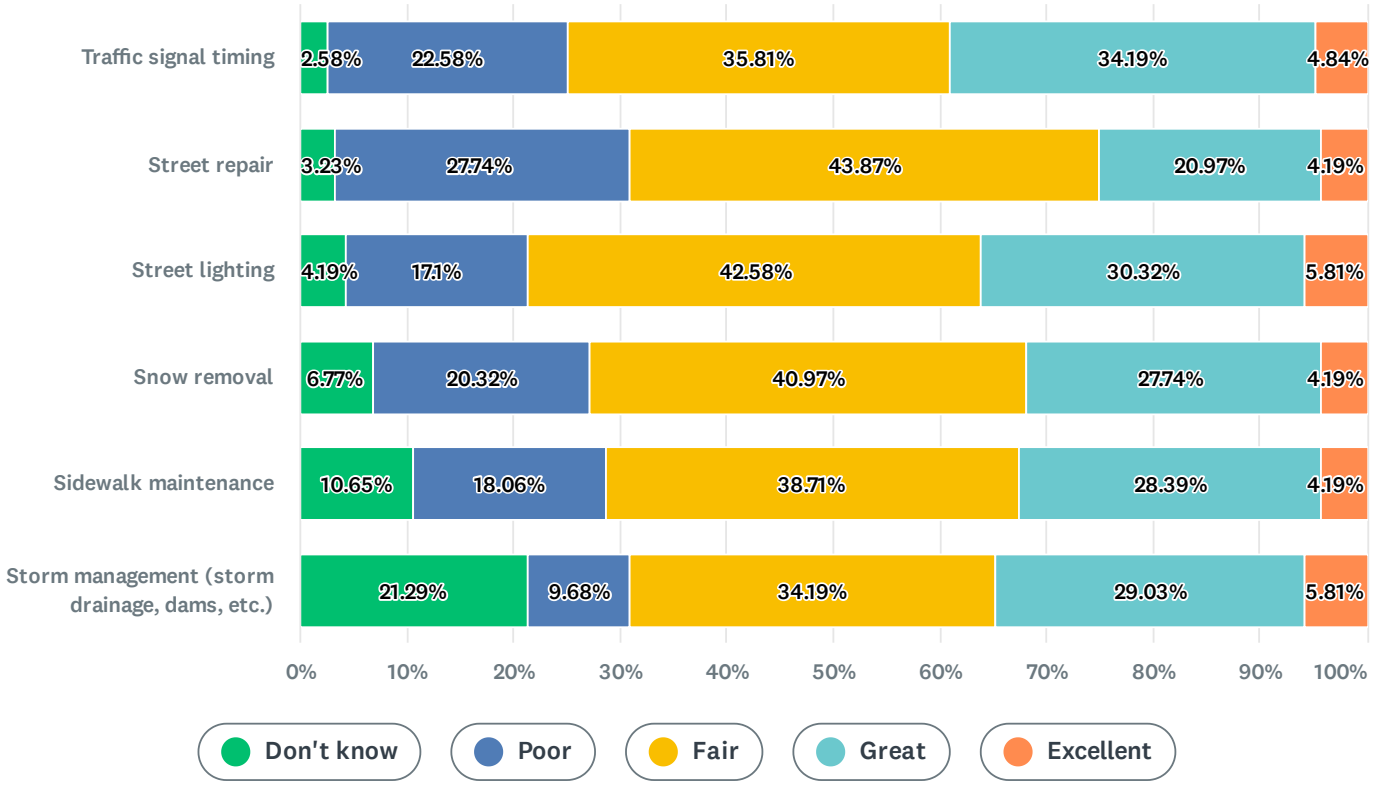

	Don't know	Poor	Fair	Great	Excellent	Total
Traffic signal timing	2.58% 8	22.58% 70	35.81% 111	34.19% 106	4.84% 15	310
Street repair	3.23% 10	27.74% 86	43.87% 136	20.97% 65	4.19% 13	310
Street lighting	4.19% 13	17.10% 53	42.58% 132	30.32% 94	5.81% 18	310
Snow removal	6.77% 21	20.32% 63	40.97% 127	27.74% 86	4.19% 13	310
Sidewalk maintenance	10.65% 33	18.06% 56	38.71% 120	28.39% 88	4.19% 13	310
						1860

	Don't know	Poor	Fair	Great	Excellent	Total
Storm management (storm drainage, dams, etc.)	21.29% 66	9.68% 30	34.19% 106	29.03% 90	5.81% 18	310
						1860

Q15 309 responses

Please rate the quality of each of the following utilities services in Parachute:

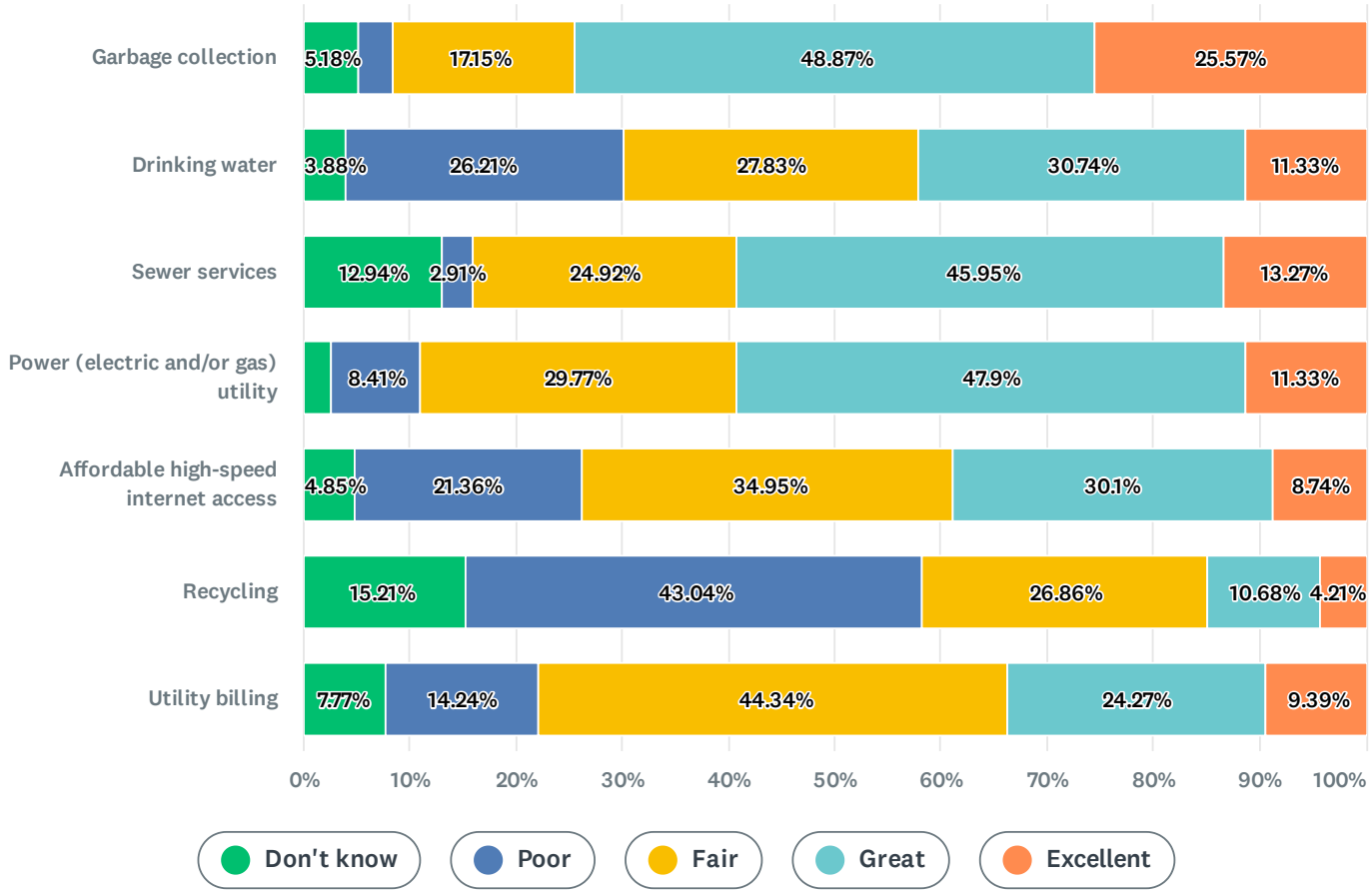

	Don't know	Poor	Fair	Great	Excellent	Total
Garbage collection	5.18% 16	3.24% 10	17.15% 53	48.87% 151	25.57% 79	309
Drinking water	3.88% 12	26.21% 81	27.83% 86	30.74% 95	11.33% 35	309
Sewer services	12.94% 40	2.91% 9	24.92% 77	45.95% 142	13.27% 41	309
Power (electric and/or gas) utility	2.59% 8	8.41% 26	29.77% 92	47.90% 148	11.33% 35	309
Affordable high-speed internet access	4.85% 15	21.36% 66	34.95% 108	30.10% 93	8.74% 27	309
						2163

	Don't know	Poor	Fair	Great	Excellent	Total
Recycling	15.21% 47	43.04% 133	26.86% 83	10.68% 33	4.21% 13	309
Utility billing	7.77% 24	14.24% 44	44.34% 137	24.27% 75	9.39% 29	309
						2163

Q16 308 responses

Please rate the quality of each of the following general services in Parachute:

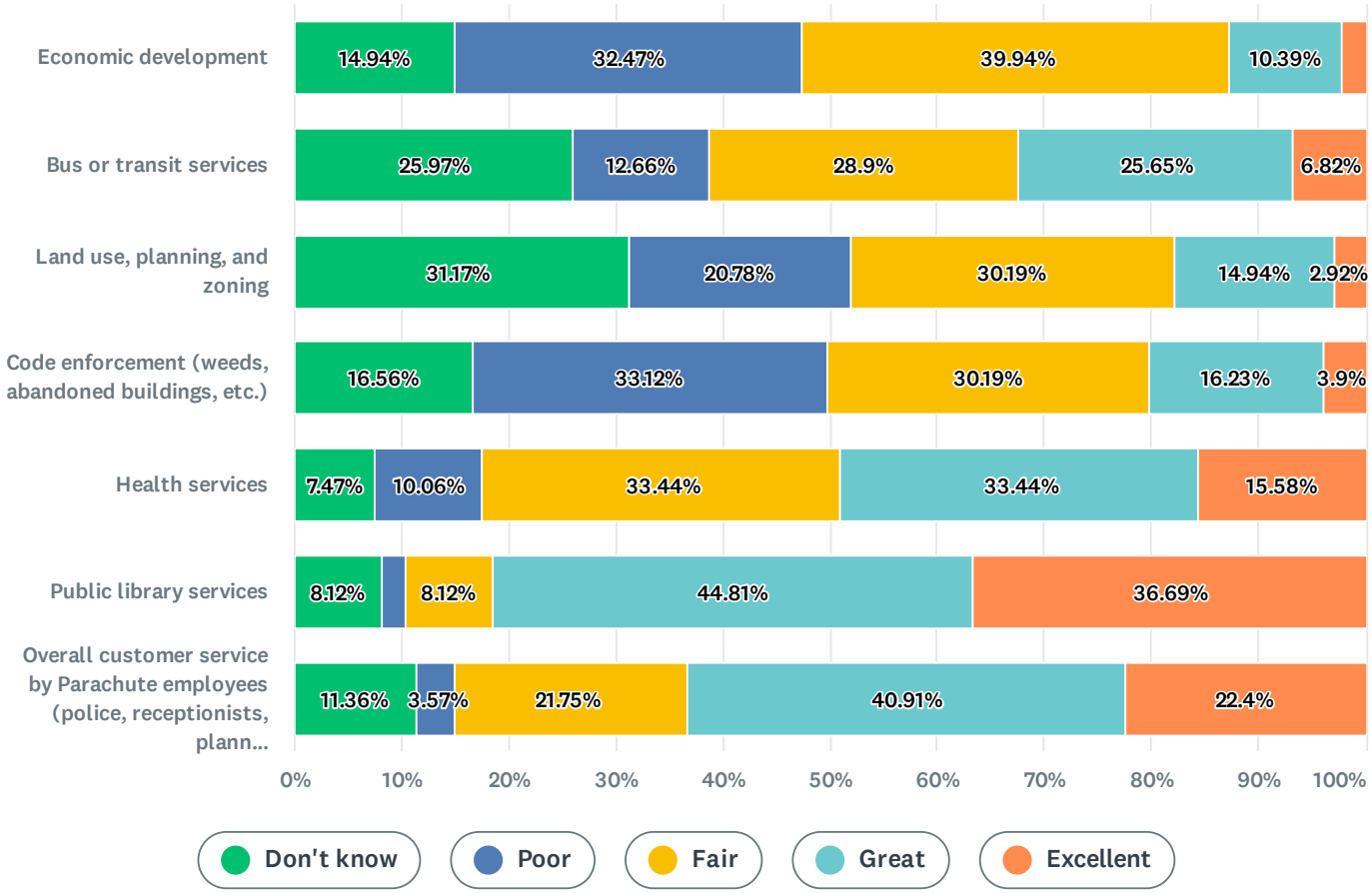

	Don't know	Poor	Fair	Great	Excellent	Total
Economic development	14.94% 46	32.47% 100	39.94% 123	10.39% 32	2.27% 7	308
Bus or transit services	25.97% 80	12.66% 39	28.90% 89	25.65% 79	6.82% 21	308
Land use, planning, and zoning	31.17% 96	20.78% 64	30.19% 93	14.94% 46	2.92% 9	308
Code enforcement (weeds, abandoned buildings, etc.)	16.56% 51	33.12% 102	30.19% 93	16.23% 50	3.90% 12	308

	2156

	Don't know	Poor	Fair	Great	Excellent	Total
Health services	7.47% 23	10.06% 31	33.44% 103	33.44% 103	15.58% 48	308
Public library services	8.12% 25	2.27% 7	8.12% 25	44.81% 138	36.69% 113	308
Overall customer service by Parachute employees (police, receptionists, planners, etc.)	11.36% 35	3.57% 11	21.75% 67	40.91% 126	22.40% 69	308
						2156

Q17 302 responses

Please rate the following categories of Parachute government performance:

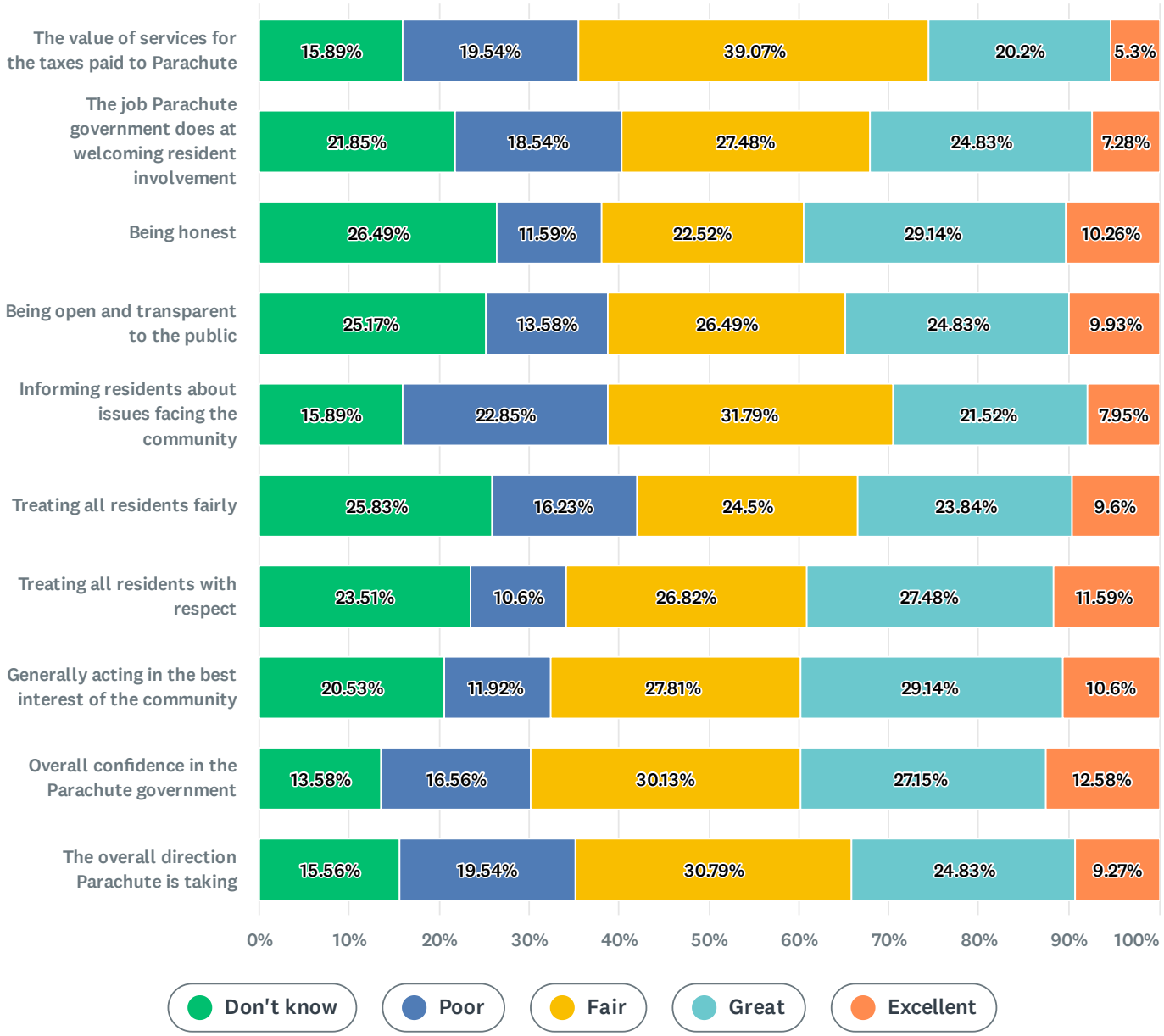

	Don't know	Poor	Fair	Great	Excellent	Total
The value of services for the taxes paid to Parachute	15.89% 48	19.54% 59	39.07% 118	20.20% 61	5.30% 16	302

	3020

	Don't know	Poor	Fair	Great	Excellent	Total
The job Parachute government does at welcoming resident involvement	21.85% 66	18.54% 56	27.48% 83	24.83% 75	7.28% 22	302
Being honest	26.49% 80	11.59% 35	22.52% 68	29.14% 88	10.26% 31	302
Being open and transparent to the public	25.17% 76	13.58% 41	26.49% 80	24.83% 75	9.93% 30	302
Informing residents about issues facing the community	15.89% 48	22.85% 69	31.79% 96	21.52% 65	7.95% 24	302
Treating all residents fairly	25.83% 78	16.23% 49	24.50% 74	23.84% 72	9.60% 29	302
Treating all residents with respect	23.51% 71	10.60% 32	26.82% 81	27.48% 83	11.59% 35	302
Generally acting in the best interest of the community	20.53% 62	11.92% 36	27.81% 84	29.14% 88	10.60% 32	302
Overall confidence in the Parachute government	13.58% 41	16.56% 50	30.13% 91	27.15% 82	12.58% 38	302
The overall direction Parachute is taking	15.56% 47	19.54% 59	30.79% 93	24.83% 75	9.27% 28	302
						3020

Q18 300 responses

Overall, how would you rate the quality of the services provided by the following:

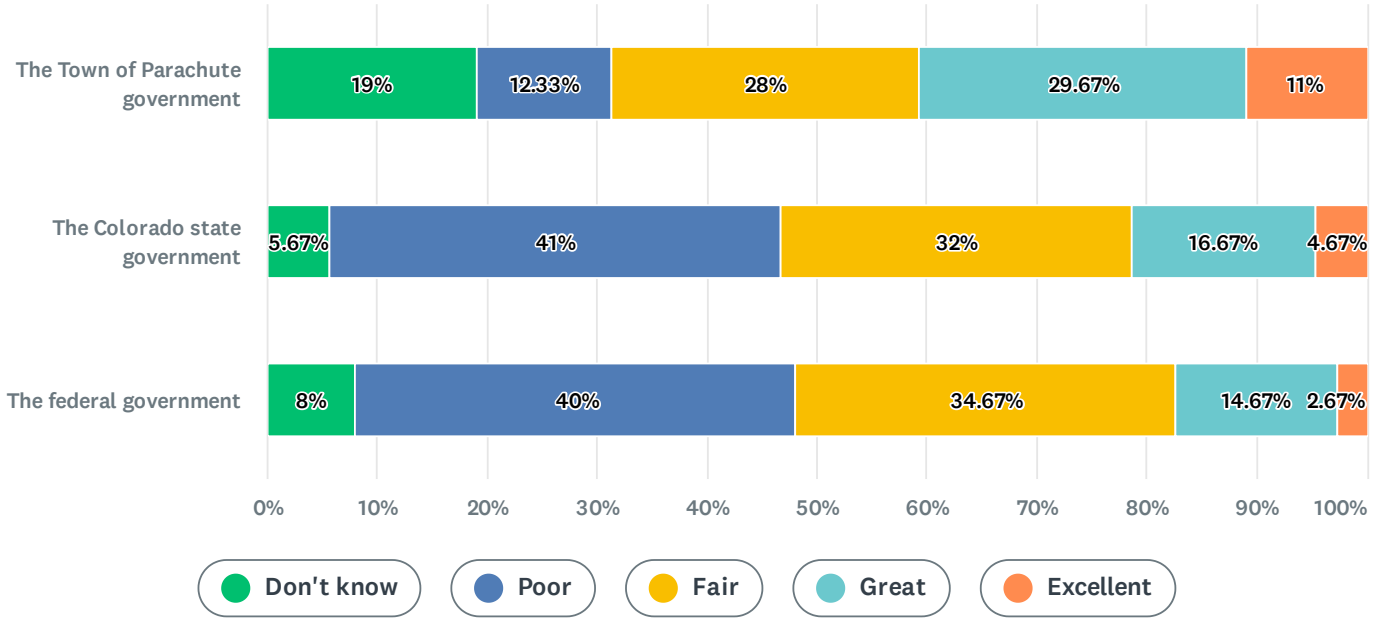

	Don't know	Poor	Fair	Great	Excellent	Total
The Town of Parachute government	19.00% 57	12.33% 37	28.00% 84	29.67% 89	11.00% 33	300
The Colorado state government	5.67% 17	41.00% 123	32.00% 96	16.67% 50	4.67% 14	300
The federal government	8.00% 24	40.00% 120	34.67% 104	14.67% 44	2.67% 8	300
						900

Q19 295 responses

Please rate how important, if at all, you think it is for the Parachute community to focus on each of the following in the coming two years:

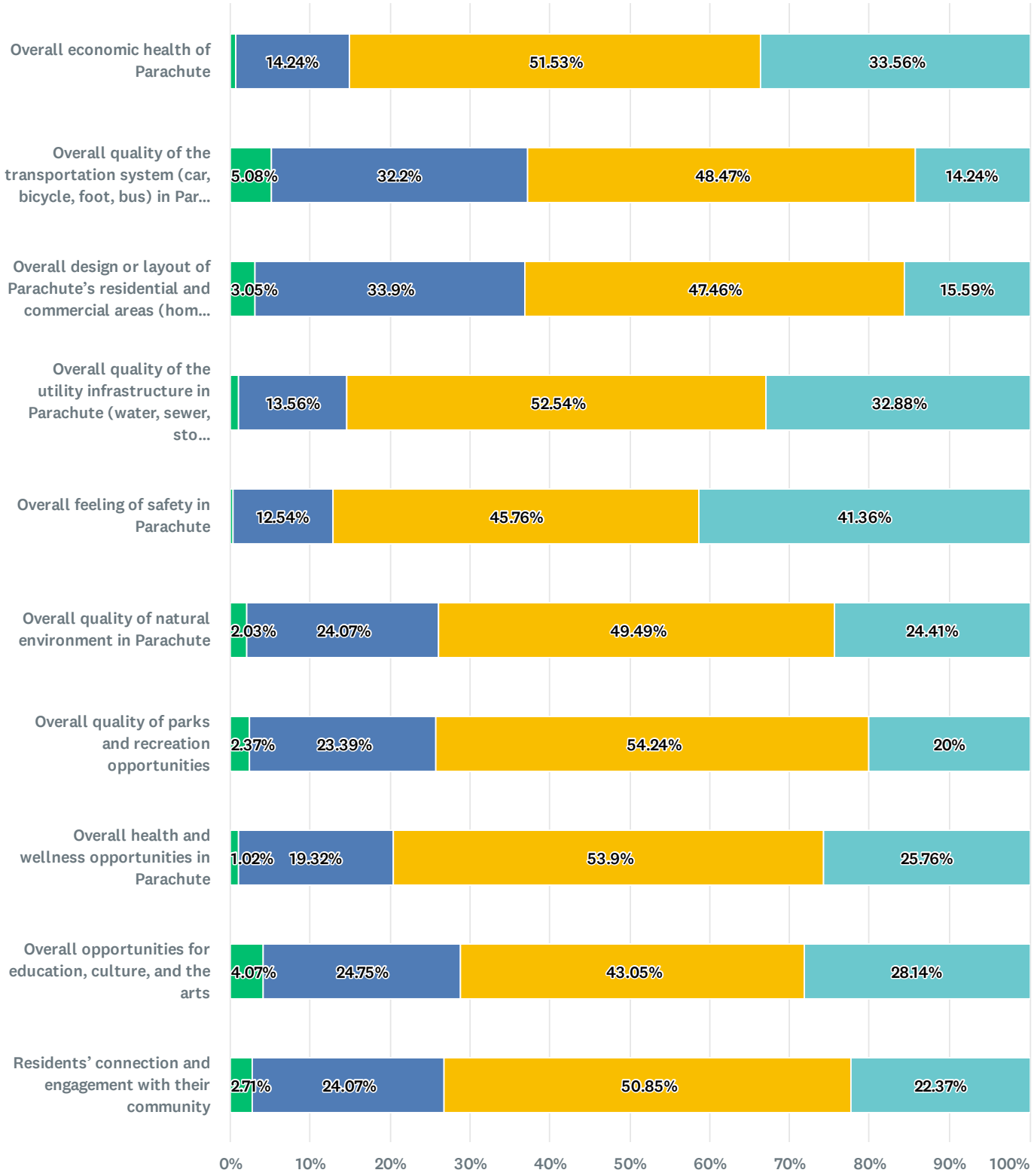

Unimportant | Somewhat important | Very Important | Essential

	Unimportant	Somewhat important	Very Important	Essential	Total
Overall economic health of Parachute	0.68% 2	14.24% 42	51.53% 152	33.56% 99	295
Overall quality of the transportation system (car, bicycle, foot, bus) in Parachute	5.08% 15	32.20% 95	48.47% 143	14.24% 42	295
Overall design or layout of Parachute's residential and commercial areas (homes, buildings, streets, parks, etc.)	3.05% 9	33.90% 100	47.46% 140	15.59% 46	295
Overall quality of the utility infrastructure in Parachute (water, sewer, storm water, electric/gas, broadband)	1.02% 3	13.56% 40	52.54% 155	32.88% 97	295
Overall feeling of safety in Parachute	0.34% 1	12.54% 37	45.76% 135	41.36% 122	295
Overall quality of natural environment in Parachute	2.03% 6	24.07% 71	49.49% 146	24.41% 72	295
Overall quality of parks and recreation opportunities	2.37% 7	23.39% 69	54.24% 160	20.00% 59	295
Overall health and wellness opportunities in Parachute	1.02% 3	19.32% 57	53.90% 159	25.76% 76	295
Overall opportunities for education, culture, and the arts	4.07% 12	24.75% 73	43.05% 127	28.14% 83	295
Residents' connection and engagement with their community	2.71% 8	24.07% 71	50.85% 150	22.37% 66	295
					2950

Q20 Please share any additional comments or feedback you have regarding the Town of Parachute:

Answered: 141 Skipped: 277

#	RESPONSES	DATE
1	T	7/25/2026 5:57 AM
2	I love parachute. I imagine it’s difficult trying to make everyone happy and strategize on priorities for future projects and spending. I appreciate everyone who works for the town and thanks for asking for the feedback. Lighting on yampa avenue would be really nice, along with a speed bump by the splash pad - lots of kids at parks, ballfields, splash pad etc. and people love to rip through there. sure appreciate that the police roll through the park and rodeo area in the evenings. that’s my 2 cents on my neighborhood! Best wishes to all involved in leading our town. Thanks for what you do.	7/24/2026 4:46 PM
3	BMSA & BMMD are splitting management. Pair PBMPRD management with BMSA management. Combine Parachute and Battlement to one community called: GRAND VALLEY. Annex Battlement streets into Grand Valley, also local county roads (county should agree to road maintenance financial support) Get an IHOP or Denny’s… anything. Get a large grocery store like City Market. Widen roadway to four lanes from BM entrance down to Loves. Get another or wider bridge. ONE COMMUNITY! GRAND VALLEY!	7/24/2026 11:49 AM
4	I am very interested in the strategy of growth management over the next 3+ years as it relates to business, residential, recreational etc. My hope is for leadership to prioritize vision for the next generation and cultivate a place for residents to enjoy community engagement. I would very much love to see how Parachute/BMMA can assist the creative arts in the lower valley.	7/23/2026 3:20 PM
5	Weeds should be ut down before the seed	7/23/2026 2:57 PM
6	Mayor Ruggard lets his personal political beliefs and dislike for the current Colorado Governor impact his role and what's best for Parachute. Example, even considering voting against a state mandated change because he didn't like it, potentially jeopardizing future opportunities for Parachute. He would be wise to set aside his personal issues and focus on Parachute. Travis is a fantastic town manager.	7/22/2026 3:08 PM
7	Ask whether something is necessary rather than various degrees of good and bad	7/22/2026 1:00 PM
8	I feel no sense of community. Really need a business a authority.	7/22/2026 12:34 PM
9	I'm a slightly handicapped, retired person and haven't been able to participate in anything like I used too, but all in it it seems like a nice place to live, but the cost of living, especially with taxes on old mobile homes are horrible for someone who can't help themselves in bringing in appropriate income to face them.	7/22/2026 7:19 AM
10	I would love to know.more about the history of the area especially buildings.	7/22/2026 2:21 AM
11	I wouldn't keep spending money on street flags, proposed seating areas etc… Nobody wants to walk around downtown Parachute because it's gross. The buildings are dilapidated and we have no decent businesses. Scrape some of the buildings if possible or get codes in effect that mandate owners get their buildings up to par.	7/22/2026 2:07 AM
12	Parachute for the most part is safe and that’s about the nicest thing I can say. I do wish our town would see the importance in investing in our town such as more bike paths, better outdoor areas for recreation like hiking/biking, more opportunities for small businesses to improve our downtown and make it more lively. I would also like more activities/sports for children K-8. And a grocery store with good produce and more food variety like a City Market or Safeway - PLEASE!	7/21/2026 9:49 PM
13	Parachute and Battlement Mesa, especially, are diluted in quality of life due to a lack of animal control and police presence. Small children on motorbikes all over the streets and pitbull’s and Rottweilers running at large is the common. How does the community come together to solve this? Until it we do, it’s only fair living here. We can do better guys.	7/21/2026 8:51 PM

14	Sarah; who works at the Town of Parachute is always AWESOME!!! Very friendly and always very helpful!!!!	7/21/2026 7:30 PM
15	Too expensive. Need an affordable grocery store	7/21/2026 6:45 PM
16	We need more street traffic inforcement,people think the street speed limit doesn't apply to them,Animal control, and remove those eye sore planters off 1st street in Parachute, maybe plant trees and we definitely need more street lights.	7/21/2026 5:32 PM
17	I feel it’s getting worse as far as people roaming around at night, I’ve had a few things stolen around my house. There are too many people roaming here at night. I think it’s going to get worse, even possibly dangerous at night.. Sorry you asked , This hopefully won’t be the only reply, I thing the safety aspect is most important point.	7/21/2026 5:35 PM
18	Electricity consistency is the most unhinged and unreliable thing I've ever experienced. Commercial district should be the new downtown . It has more room for growth. We need more variety of food - everything is owned by the Hispanic community which is great but it makes food variety lean very heavily to Mexican based food. Support your small businesses so they can survive! Also we need more *dog friendly* spaces, events, community, restaurants, businesses, sidewalks and hiking trails. Dog park by the the highschool has large gaps under the fence. They mow when grass is very mature so when its cut, the grass stalks hurt paw pads (and they are some very hardy and rugged dogs!) makes it basically unusable aside from walking in just to let a dog shit. I haven't been back in a year - you guys also didn't pick up dog shit from that locations dog waste station for over a year back on 2024. I want to enjoy being outside in my town. that's what makes a good town to me	7/21/2026 5:30 PM
19	I live in battlement mesa	7/21/2026 5:30 PM
20	Employees are always friendly and helpful.	7/21/2026 5:08 PM
21	I wonder the logic behind approving building permits for residential buildings, like apartments, when we have a water shortage. The priority should be on those who live here, bringing more people when the water is restricted can be interpreted as a setback.	7/21/2026 5:07 PM
22	Feedback based on parachute and battlement mesa. I live outside of both but have a 81635 zip. Therefore do not know many answers.	7/21/2026 5:03 PM
23	I feel like properties along the river should have mandatory animal proof dumpsters. And some kind of plan needs to be implemented to lessen the amount of raccoons is becoming an infestation and most are bigger than my dog.	7/21/2026 4:08 PM
24	I wish we had more opportunities for the downtown area.	7/21/2026 3:48 PM
25	Affordable Housing Sidewalks Animal control	7/21/2026 3:39 PM
26	Need to explore incorporating Battlement Mesa into Parachute. Currently lack critical mass to drive improvements.	7/21/2026 3:38 PM
27	I feel that you should get a person that can actually manage the open space and that knows about the natural growth around here. Maybe hire a professional or two	7/21/2026 3:37 PM
28	The appearance and empty buildings in Parachute and Battlement Mesa is embarrassing for this community. We can do better... In a situation, such as a fire, there is only three 2 lane exits out of Battlement Mesa. It would be dangerous and extremely difficult (at best) to evacuate all of the BM residents. Love's station was poorly thought out with the 2 lane bridge over the highway. We need 4 lanes for the traffic and to also get more businesses to become interested in developing here.	7/21/2026 3:39 PM
29	Town of parachute should improve they’re services To the community and non HOA areas, I have live there for 3 years now and by alpine court they don’t care about trash, homeless, snow removing and removing weeds. I have been making reports but not receiving any reply back	7/21/2026 3:32 PM
30	I feel that there could be more opportunities for growth and improvement, if battlement mesa was annexed into parachute City.	7/21/2026 3:28 PM
31	I like the changes Parachute has made but don’t get so strict, it impeeds in ones ability to do better due yo costs.	7/21/2026 3:18 PM

32	Like plans for future, but a ways to go from right now	7/21/2026 3:15 PM
33	Someone needs to fix the main bridges over the hwy and railroad tracks. I was told by polis years ago before he was governor that they need some serious attention. And now with all the trucks I'm sure it's even worse. I don't feel safe on them and we either need repairs or an inspection that is released to the public so we know they're ok.	7/21/2026 3:11 PM
34	Bike walking paths need to be completed and repaired. Designing neighborhoods with bigger lots and retirement ages. More community events. Better quality water. More police patrols	7/21/2026 3:11 PM
35	We really need a full service affordable grocery store. I would like to see more businesses, shops and restaurants. Please no more Mexican restaurants.	7/21/2026 3:09 PM
36	You drive downtown or in neighborhoods and it looks terrible Yards overgrown Seems like It's not inforced Cars parked right by stop signs for days	7/21/2026 3:09 PM
37	Live here 20 years and pretty much stayed in myself	7/21/2026 3:07 PM
38	Keep raising taxes with no visible results can't meet deadlines worth a shit not very small business friendly unless you want another stupid ass taco truck	7/21/2026 3:04 PM
39	Need more business Need more public transportation at valley senior housing! Get a big fenced dog park! Like new castle has.mydog loved going there.more business like pizza hut.golden corralCity Market !!!!! Clothing store.and lumber not like Ace	7/1/2026 6:03 PM
40	Parachute needs a area where people can fly remote control airplanes and drones and it also needs a outdoor rc track and possibly a BMX. Track . Could use a hobby shop and reroute the parades	7/21/2026 3:03 PM
41	ard to separate my responses sometimes between downtown parachute and battlement Mesa	7/21/2026 2:58 PM
42	I have lived here for 3 years and don't know a damn thing about Parachute area even with searching.	7/21/2026 2:59 PM
43	I think road repairs need oversight. The Battlement Reserve across from the golf course had Terrible road work signage during repairs. I was yelled at by road crew and they were wrong no signs up - disrespectful and very poorly organized. Other than that Parachute is amazing. Please reconsider another road crew or hold them accountable because it's VERY bad.	7/20/2026 6:16 PM
44	I feel that certain segments of the population is overrunnong resources and there is no balance. I highly question the use of town for projects that do nothing for the community.	7/20/2026 2:16 PM
45	We need a disc golf course 9 holes to 18 holes and ask the Grand Valley disc golf club for help we all want to help and want to help make a course for all to enjoy	7/16/2026 10:54 AM
46	Need to improve/increase bus services for those of us who work upvalley and would like to utilize bus service ALL THE WAY upvalley instead of having to drive to Rifle park and ride. If one misses the 5 pm PATS bus coming back down valley after work, we suffer having to wait until NINE o'clock to catch the next one. UNACCEPTABLE!	7/15/2026 10:29 PM
47	Keep up the good work. Thank you	7/15/2026 6:09 PM
48	Bring back Octoberfest. More outdoor movie for adults. Bring back City Market!	7/15/2026 8:14 AM
49	Great place to live. Alot of possibilities. Shopping could be better. Haven't really had many problems here. I love it here!	7/14/2026 4:39 PM
50	Get with times, modern technologies are needed in town.	7/13/2026 9:58 AM
51	Need to be dressed up to look nice.	7/12/2026 4:23 PM
52	None	7/12/2026 3:21 PM
53	The metal water trough with the beautiful flowers look great. The only problem is that it takes a lot of space from the road to be able to make turn on the road and you almost end up on the other lane.	7/11/2026 2:04 AM
54	Please stop using Round up and toxic sprays. It is detrimental to the health of humans and animals along with the natural environment.	7/9/2026 8:07 PM
55	Be aware of FEDERAL law and statutes that Parachute is violating or attempting to contradict and violate	7/9/2026 7:34 PM

56	A plan for an alternative route to cross the interstate for when the Bridge needs to be closed for whatever reason. Its poor planning; and I am sure that I am not the only one who is concerned with, the bounce in the bridge. Given the increased truck traffic. But what do I know, I only drew the plans for the traffic control of the bridge in Glenwood. The inability of the town to meet basic traffic controls standards set by the Feds and the state, only opens the town up to a possible lawsuit. The MUTCD was updated last year so get a copy? What's up with the weeds growing through the sidewalk on 1st St? Your beatification project should start with a weed eater and a power washer. Law enforcement seems to be... unbothered and/or undertrained And as far as the "community" being welcoming that's a joke Right? First encounter with a council member was awful, self-important and entitled and accompanied by a threat, also witnessed the mayor say one thing and do the exact opposite...So not impressed	7/9/2026 11:44 AM
57	This Survey was dumb. Just a generic survey, could've been any town's name in there. Doesn't address things specifically, Parachute. And how do you answer when you have two different communities did you want us to answer only Parachute, or for Battlement Mesa as well? Ineffective. Fair to GREAT? I doubt this will be helpful at all. And please think of some other way to use the watering trough planters. Not a good look.	7/9/2026 9:36 AM
58	Traffic at love's in the morning is ridiculous	7/8/2026 9:46 PM
59	I worry about a fire in our Battlement Mesa community. There are lots of dead trees, rotted fences, and no evacuation plan if all of us had to evacuate because a fire is going to burn down the entire community. Which has happened in other mountain communities, i.e. Colorado Springs, and more recently near Leadville, Meeker, etc. I know of a few in Arizona that complete towns burnt down. Very frightening. I asked Parachute Vet about four years ago what is our evacuation plan if we have a huge fire? I was told there is no plan. We all have a ton of animals. We need better information for preparing to evacuate. I'm guestimating there about 5,000 people living in Battlement Mesa we have one major route in and out that reaches I70 and only two county roads for North and South. How do we prepare to get out safely? It's mind boggling. And the most recent fire on the golf course was a great test to see how prepared we truly are. Also, I am currently working on a plan to help with animal control throughout the valley. Everyone says no, too cost-effective, insurance too high. Well this may be so, but I'm a Yes person and from my research we can have animal control back in our community at minimal costs. It takes all of us working together. It's also time to put noise control on out ballot if we have to vote for it. Yes we are unincorporated, but this is not an invitation to building your rock band out of your garage, practicing until after 10pm weeknights and weekends. The other is letting people play their Mexican and American music so loud it can be heard throughout the community on any direction. If I wanted noise around me, I'd move back to Golden. And the number one irritant of all are the number of ATVs and dirt bikes that blatantly ride the pedestrian and bicycle paths and sidewalks. It's ridiculous that people move here with no respect for the other people living along the path of non-stop ATVs and dirt bikes on the street and paths. They only go quiet when someone wrecks and dies. Which is sad bc we have too many death crosses of people crashing in our community bc they treat it like their own private property of open-space. I am happy to report that I have seen a No Motorized vehicle sign at one trailhead on Rainbow. Thank you so very much for enforcing this. All-in-all, I love living here, and I love the people who get together to help each other. We could use more affordable senior services to help maintain our homes and yards. Thanks for giving me this opportunity to let my voice be heard.	7/8/2026 8:29 PM
60	Need more stores for groceries.	7/8/2026 7:58 PM
61	please clean up the neighborhoods in Parachute. The apartments are an absolutely crime infested neighborhood that is bringing drug addicts, poor parents, and a lack of respect in all areas of the community. Also, please remember we are a community of low income individuals. Resources seem to be focused on the family resource center which is only catering to a certain hispanic population. Where is the support for all low income families? Where can the town of Parachute become more than just a divided community that again only caters to the Hispanic population? Clean up the crime and for the love of God... do not make any more low income housing. WE need support for teachers, first responders. Not for families that fill the housing with crime ridden habits. Please don't let the new apartments going in be for the low income only crowd that thinks it's ok to just deal drugs and let their children raise themselves. Clean up the town!!	7/8/2026 4:42 PM
62	Great place to live and raise a family	7/8/2026 3:19 PM
63	I don't live in the town of Parachute, I'm in Battlement Mesa. Not sure if this is meant for	7/8/2026 2:59 PM

	specific residents and/or surrounding areas. Some of the questions did not pertain to the outside residents. Parachute has the potential to be great and I hope someday soon it will be. How do expect the community to thrive if businesses have too many jumps go through and landlords to be accommodating, instead of money hungry and push businesses out or red tape them. At that point, it's not even worth it.	
64	I believe that the Town of Parachute needs to support working parents with the ability to go to work while having affordable childcare center with the option for the care center to pickup, drop off kids to the center and back home all year round. The impact of this ongoing challenge would be tremendous if an all age childcare center would be available in the Town of Parachute.	7/8/2026 1:06 PM
65	Parachute lacks businesses in our Community. They cannot get businesses yo stay or make good. We need another supermarket. My biggest issue is animal control. We need that back desperately. There are way too many lost animals, dumped animals. Some ppl which is a handful do not have resources especially after hours to rescue animals in distress. We need someone available 24 /7 whom we can call to help catch a lost or dumped animal. We want to start a petition to get this back on the ballot but dont know how. Please someone help us get this going. There is nothing for kids to really do in this town. Also downtown parachute needs more than just a park you want to attract people here and have them want to come to parachute. Where is there a main street that offers shopping and interesting things to do. Lack of restraunts . Price gauging by Loves when all other loves gas stations are cheaper. Was not a great idea to put loves where it is now. Some truckers think they own the road entering and exiting out or into loves. They almost cause accidents when entering and exiting ramps. Traffic in the morning should not be backed up to the fountain on batylwment Parkway everyday during the school year. I also think that snow days that are bad should have schools on a 2 hr delay or closed due to safety HOA in Mesa Ridge us outrageous. Who pays 440 per month and half the things we pay for are not getting done. You get no where with them. I think homeowners should have a right to have a voice and choose whether they want to be in an hoa or not.	7/8/2026 7:43 AM
66	I grew up in this town and live on a small farm outside of town limits. I have always wished we had affordable housing and more parks. I also wish we had more opportunities to enjoy small town living.	7/8/2026 6:34 AM
67	Dogs run wild in town. We need a turning lane on the bridge over I70. Housing is very expensive. Taxes are raising and prices are raising, however, we are not making more money. Town is too expensive.	7/8/2026 6:03 AM
68	Needs to get with the times. We used to have modern concerts and get togethers that brought everyone together. We don’t even have enough pride to celebrate or even decorate for the Fourth of July but Christmas is up every year. American pride is very important these days and this is unexceptable. Y’all have land donated for new fairgrounds yet there it sits growing weeds. Get with the program. There’s nothing for people to do here except go to the rec center which in comparison to others in the state is a joke at best	7/8/2026 6:01 AM
69	There are no jobs that pay well in Parachute. The cost of living in Battlement Mesa and the HOAs is extraordinary high. Would be great if parachute environment Mesa would annex together to help control the fluctuation of the HOAs. The community the people and the area are amazing. It is just tough for most of us because of the cost of living in our area and we have to travel to find good jobs that pay to be able to meet the daily needs. There is no daycare in Parachute. We need daycare that opens up before 6:00 a.m. we need to care that takes all ages so that we can provide for our family since there is not jobs locally that sustain us. It would be nice if they would make it more accessible to get up to the lakes on top of the Battlement so that everybody could enjoy.	7/8/2026 1:30 AM
70	Low school performance academically will always hurt our town. We need to hold more kids back, they aren’t close to grade level so don’t let them move to the next school. Law enforcement is doing great outside of school, not enough is done at school to stop major offenders and kids who should not be driving at the high school. Please stop giving our speeding teenagers warnings. Pull out the kids that are distrusting the class and let the rest learn. I think we have the business this size of town can support. Morning traffic down the hill is a big issue. We need lights added in with the new apartments and houses. I’m excited that the day care center is coming.	7/7/2026 11:35 PM
71	I'm not sure what can be done about the rush hour traffic getting on/off/across the highway in the morning, but it's a pain. The traffic signal timing change helped some. I moved from	7/7/2026 10:42 PM

	Battlement Mesa to Parachute and really miss working with Holy Cross energy. Xcel has terrible customer service. It would be nice to either have Holy Cross throughout the town or have the option if possible. I'd love to see more businesses grow downtown, and fewer abandoned buildings along the main road.	
72	In our neighborhood is super unsafe there are child predators, and there are cops here almost every single day and it is extremely expensive to live here and we have black mold and asbestos in our building buildings that we have to sign a lease saying that we're OK with that nothing gets fixed and the kids are very inappropriate and have bad mouths and the parents around here are so whacked out. They don't do nothing about it.	7/7/2026 10:00 PM
73	The town of Parachute has a friendly environment. Neighbors are overall kind to each other. There is a high need for animal control. There's constantly stray, dogs, and cats all over the neighborhood and nobody regulates it. The town of Parachute constantly seems to be in a turnover of businesses and on a downhill of quality of life for its residence the only businesses that seem to remain open, are liquor stores, the dollar store and McDonald's. It would be nice to see some quality stores and restaurants in the area. The one grocery store we do have Clark's always seems to be having issues with broken coolers and poor quality of food residence of Parachute shouldn't have to drive to rifle and Grand Junction on a daily basis to get essentials. All that does is take more money away from the town.	7/7/2026 9:56 PM
74	I like to see more opportunities for agriculture	7/7/2026 9:52 PM
75	I'd like to see more events, concerts, etc and community connections. I'd like to see downtown with a facelift to help the overall pride and image.	7/7/2026 8:55 PM
76	I DON'T THINK IT'S VERY IMPORTANT FOR OUR COMMUNITY TO FOLLOW FEDERAL LAWS WHEN IT COMES TO IMMIGRATION.	7/7/2026 8:33 PM
77	The town has the potential to be a great little town. However, its current state is an overpriced, dried up once oil field funded town. It is lacking a welcoming appearance, shopping, and food options. Traveling to Rifle or Grand Junction is more affordable than trying to shop in town especially when it comes to Clarks. It offers essentials, but isn't a place you can actually shop out for a week worth a groceries especially at the cost.	7/7/2026 8:36 PM
78	I got my tool boxes drop off out of my truck nobody did anything to return them	7/7/2026 8:15 PM
79	Not real happy with the allowed permits for excessive pot shops. One one every corner was not a smart move	7/7/2026 7:41 PM
80	There is next to nothing for youth to do, few job opportunities, poor housing availability and affordability with rising costs in all areas, worsening utilities and dwindling food resources. Not to mention there are hundreds if not thousands of residents suffering at willow park/creek apartments due to the lack of accountability the town held for years over the massive housing resource, followed by the slum lord practices and spendthrift initiative of the company that now owns it.	7/7/2026 7:31 PM
81	Have more community events during the summer weekends to bring more economic value to the town.	7/7/2026 7:08 PM
82	It would be nice to see more festivals and events and the community have more pride and school spirit. This is a small town that lacks the small town feel.	7/7/2026 7:05 PM
83	It was hard to answer the questions, as Battlement is different than Parachute. Battlement is well planned and lovely - but it's the PUD. Parachute is lacking in charm and character compared to Battlement. Parachute is full of pot shots and little else. Battlement gas the golf course, rec center, dollar store (which is much nicer than Family Dollar) and more upscale eating establishments (Gios and Callahans). El Tap and Hongs have good food, but not in a nice of a setting. Economic development feels more positive in Battlement - new construction, newer convenience store, etc. Most of the questions - I would rate Parachute differently than Battlement.	7/7/2026 7:04 PM
84	Thank you for including residents of Battlement Mesa. Dismantle the BMSA HOA.	7/7/2026 7:01 PM
85	Please put a water fountain back at the rest stop park. The kids need it, due to the playground.	7/7/2026 6:51 PM
86	The planter boxes are stupid.... they look dumb and it's a waste of time and energy.. you need to put the trail into the top of Mount Callahan... any parks that you make should not have grass	7/7/2026 6:50 PM

	you should zeroscape them... we don't need to be watering things like that and we also don't have to do as much maintenance if we don't have to mow the lawn	
87	The cops don't take legitimate concerns seriously but blow small things out of proportion. The town is trying to be sneaky about the development plans for the new apartments going in where the Parachute Inn used to be. The town runs out businesses faster than I have witnessed anywhere else and that is not to the benefit of the community or the sustainability of the town. In order for people to be able to stay here they have to be able to afford to live here, eat here, spend time with their families here. Unfortunately unless you want hours' long daily commutes there really is very little to no employment opportunity within the area but especially in town. There is a huge disparity between the amount of money that is available to be made by way of employment and what it costs to live and eat here. The town is going to fail if no one can afford to stay.	7/7/2026 6:50 PM
88	We feel that it seems that the white population has been discriminated against for being white. We get in trouble for silly things that our Hispanic neighbors do not… at least in Battlement Mesa. It’s hard. We believe in diversity but we should be treated equally also!	7/7/2026 6:50 PM
89	HOA doesn't inforce on going violations in our neighborhoods. Property values could/or will decrease. HOA fees go to what??	7/7/2026 6:45 PM
90	There’s nowhere to eat. If you want good food you have to cook it at home.	7/7/2026 6:45 PM
91	Fix traffic lights over I70. Install roundabout at waterfall. Traffic is ridiculous during mornings and evenings.	7/7/2026 6:45 PM
92	Schools have taken a big downturn	7/7/2026 6:41 PM
93	Too many meth heads where I live.	7/7/2026 2:39 PM
94	none at this time	7/6/2026 10:40 AM
95	Counting the 3 times I have seen police actually out in community, town of Parachute government has been invisible.	7/5/2026 2:01 PM
96	I would love to see Parachute and Battlement grow into a thriving community not just a sleeper town. Most residents have to work in other towns because wages very low here. There is also nothing to do. There are not festivals or block parties. No communty events, really nothing that make people want to go spend there day in parachute. I wish there was more. More shops,events, community get togethers, better grocery store. You have a few great parks but no shade really. we need more trees at parks.	7/4/2026 2:15 PM
97	What is the Code Enforcement’s job description? To me it doesn’t seem though the way they used to.	7/3/2026 11:48 PM
98	I really like that you guys post things happening in our community on Facebook. I’m just concerned with our elderly or families who don’t have social media how can we get the word out to them of events happening in our community.	7/3/2026 2:17 PM
99	I love our home. I worry about more apartments being built and concerns for class of people. I love all the sidewalks but I’m concerned about all the kids riding mini motorcycles on them and our streets at all hours and the fast speed of them as well as electric scooters. New home owners having parties in a retirement community neighborhood.	7/3/2026 10:00 AM
100	Responses should have been Fair , Good, Excellent The Great response was too much like excellent. It’s important to inform and engage residents in community improvements.	7/3/2026 8:27 AM
101	I think it would be interesting to know when residents leave town, where do they go and why. This information could tell us what new businesses could be successful in our town. For instance, we go to Grand Junction for shopping (Lowe's, Sam's, Sprouts, hair cuts) dining and concerts. We go to Rifle for dining, groceries, movie theater.	7/2/2026 2:13 PM
102	Parachute needs to find ways to attract varied businesses, including shopping and restaurants to open and remain open.	7/2/2026 1:43 PM
103	It’s a nice little town. I feel like it’s heading in the right direction. I wish we could get more diversity in our restaurants. I wish there was more for kids to do as they become young adults. I would like to see us market our community to young families. We are much safer than Grand Junction and Glenwood. The schools are good. If there was stuff for young adults to do, this would be an ideal place and add a level of dynamic opportunity to the community.	7/2/2026 11:17 AM

104	I live in battlement mesa	7/2/2026 11:05 AM
105	I love living in the grand valley and Parachute.	7/2/2026 10:34 AM
106	We need a new bridge over the interstate. Residents would rather find an alternate route to work so it can be replaced than drive over it and wait for it to fall.	7/2/2026 9:40 AM
107	Crime rates have gone up, businesses are closing, school rating system is very low, bullying in schools are high, school employees are not caring enough. Job wages are low. Cost of living is high. Colorado needs a change.	7/2/2026 8:38 AM
108	This survey did not follow essential Lickert survey guidance. The 5 levels should be distinct. Great and Excellent are too alike and there is no middle description.	7/2/2026 7:19 AM
109	Thank you for keeping/protecting old town feel, unlike neighboring towns>citys.	7/2/2026 6:46 AM
110	I love living in Parachute. Our Town staff is awesome and the people have been welcoming and friendly. As for some areas for improvement, the irrigation water supply needs better filtering, roads and sidewalks need repair, and of course all this takes resources. I would support increasing taxes to support our local government. They have proven that they are responsible and prudent with the resources they have.	7/2/2026 6:40 AM
111	Parachute needs more ways for residents and visitors to get outdoors. More trails, biking, and take advantage of our OHV opportunities in surrounding lands. Lots of potential to be an outdoors destination to attract business and visitors not being utilized. Also there zero curb appeal for the community to attract people. The town is easily past by on the interstate. Take example of New Castle, I lived there before now and I missed the downtown vibe and the mountain bike trails for hiking. We have the battlement lakes up above and it's a dead-end to nothing. Also all the BLM to the north is wasted opportunities to access land above the mesa, we need to access to public land, more trails, which will attract people and businesses. The town ponds look and smell like shit. Much of downtown looks trashy. Can't keep riding the train of a nice golf course, we need expansion to more rounded community. It's blessing a town this size has a full rec center but no outside trails to amount to much. Lastly we need to full-size grocery store to expand local sense of community.	7/2/2026 6:38 AM
112	I moved here 5 years ago from Denver. It is beautiful here and I enjoy walking the fishing pond. However because of the job market you have to commute to Rifle or Gleenwood. Clark's has nice employees but limited selection and outrageous prices. It is great as a retirement community. But being 45 years old there is nothing to do here. The few restaurants are great. But nothing for entertainment purposes. I guess I didn't reashurch it enough. I love the small town vibe but it feels very isolating at times. I think some growth is needed. Otherwise people my age and younger will think about moving to Grand Junction	7/1/2026 7:06 PM
113	Look forward to the next five years regarding growth vitality.	7/1/2026 7:05 PM
114	Economic growth both business and residential	7/1/2026 7:05 PM
115	Everyone in charge are not even from here they are from Aspen. They are so disconnected from the struggles of life here and it’s disgusting. The traffic lights are awful and despite all of the community raising concerns about the Loves and the traffic being brought in for it not a single thing was done. I’m stuck at the parachute off ramp after work sometimes stopped all the way out in interstate traffic due to how backed up the light gets. Most people end up turning right at the light and flip a u-turn just so they don’t have to wait for a green to turn left. It is a major safety concern and needs to be fixed immediately. The roads are falling apart but nothing has been done for repairs. Rent and housing is becoming unaffordable based solely on the lot rents charged by battlement mesa. It’s a glorified trailer park. The number of vacant lots and buildings should be some indication to the poor financial struggles of the area but nothing is done. The drinking water is not safe or clean and tastes bad. The power has been fluctuating and all lights flickering lately, the amount of meth users in the community is on the rise and it’s disgusting. Nothing is affordable and what everyone fails to realize here is over 90% of the population works up river just to afford to live here based on the cost of living.	7/1/2026 6:57 PM
116	N/A	7/1/2026 6:48 PM
117	Not being closed on Friday's would be nice. If a 4- day work week is the goal, close on Monday instead. Our local postal service is horrible. I know that's outside of the towns pervue. Timing on the traffic signals needs work to prevent traffic backups at busy times.	7/1/2026 6:38 PM

118	Fix the stop lights and the bridge to small for amount of truck traffic. Round about maybe? If possible. Also traffic back up by the waterfall in the morning. Expand affordable/quality housing not just offer trailer lots or run down apartments to rent. The community could use cleaned up and repaired. Looking a bit ran down in certain areas. Not the town I once remembered. Bring back a city market. Better grocery prices and higher quality food. Better pharmacy. Just some recommendations. A bigger variety of restaurants and different options would be nice. Healthy options.	7/1/2026 6:30 PM
119	Need a turning lane on bridge over I70. DOGS run wild in town and have attacked residents. Housing prices are ridiculous. Cannot afford to live here. Housing prices are insane, gas prices are horrendous, grocery items are bad.	7/1/2026 6:28 PM
120	Everything is not designed for people within the working class who do not have the availability to take time off at a moments notice for any sort of meeting	7/1/2026 6:23 PM
121	We need a grocery store	7/1/2026 6:15 PM
122	We recently moved to Battlement Mesa limiting my knowledge of many issues. We hope to become more involved. Thank you.	7/1/2026 6:15 PM
123	It is disappointing and demoralizing that the residents do not support the schools. The schools will only be as good as the community is at supporting them. The community seems to be experiencing more and more juvenile delinquency. We liv3 in such a beautiful place, I would love more trails to hike and bike. Would love to see hiking/ biking trail around the entirely of Battlement Mesa Parkway.	7/1/2026 6:15 PM
124	I don’t feel like Parachute is trying hard to encourage new businesses to come into town or encourage the old ones to expand. Without growth this town will die. I’ve seen too many businesses closed since I’ve been here in the last few years. It is very frustrating. The Town needs to make a huge effort in welcoming new businesses and trying to draw new businesses that are crucial to the economy and the growth of the community.	7/1/2026 6:14 PM
125	We have a great small community the only problem I see is affordable housing	7/1/2026 6:11 PM
126	I hate seeing business continue to die here. I’d love to open a business here but I feel like there’s no point. Every business that we’ve loved here has died.	7/1/2026 6:10 PM
127	Very impressed with the direction Parachute government is taking the community.	7/1/2026 6:08 PM
128	Work on the random power outages and yellow water please...	7/1/2026 6:00 PM
129	Need more affordable housing options and more local job opportunities or some sort of transportation to other areas for many to be able to find employment opportunities that are not available here often and many struggle with personal transportation for any number of reasons, yet still need to be able to work! Great area for raising my family, want to be able to stay, need more options to be able to do so after recent hardships.	7/1/2026 6:01 PM
130	Less housing for government assisted housing. Need affordable single housing for residents here. Get rid of HoA , very worthless!	7/1/2026 5:40 PM
131	We need food, shopping and THINGS TO DO WITH OUR KIDS/FAMILY!	7/1/2026 5:56 PM
132	A very nice place to live.	7/1/2026 5:53 PM
133	Would like to see more opportunities and features in the Parkes for play for both young kids and teens	7/1/2026 5:43 PM
134	There’s no where to eat, and there’s no where to shop. There’s no jobs. I have to work an hour away from home. The neighborhoods are filled with criminals and meth heads.	7/1/2026 5:43 PM
135	We need manufacturing low income housing does no good if the people can't improve on themselves	7/1/2026 5:42 PM
136	N/A	7/1/2026 5:42 PM
137	Parachute needs to get more name brand food restaurants. Stop worrying about spending money on the abandoned downtown and focus on getting better more name brand food here	7/1/2026 5:41 PM
138	I have lived here 30 years we have less now than we did then no growth no jobs on progress	7/1/2026 5:38 PM
139	New Businesses are not treated fairly. Some are forced to jump through hoops that others	7/1/2026 5:36 PM

	have never had to do.	
140	Great small town. But needs to allow some growth. Businesses suffer and don't seem to last long here. No draw to visit. Seems stagnant. Stuck in 1980. Love a small town, born in a small town, will always live in a small town. But there ya'll meant all. And they had a REAL grocery store. Even a bowling alley. And that truck stop should have been planted in west parachute to allow more retail builds in that space and better traffic control. Let's face it. That was a dumb spot. Love it here. Never moving. Here's to improvement. CHEERS!	7/1/2026 5:21 PM
141	From what I understand, the taxes paid in from parachutes Marijuana industry has paid for all school supplies for k-12 in previous years. However, over the last few years this stopped and parents returned to buying school supplies. Why was this halted to beginning with? It made a huge impact on parents here in parachute and I belive it should be reconsidered again.	7/1/2026 4:04 PM

Q21 282 responses

Do you live in Battlement Mesa or Parachute proper?

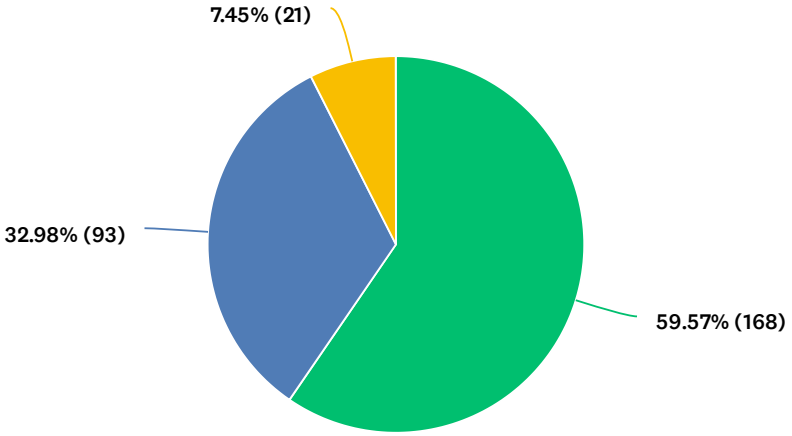

Battlement Mesa | Parachute Proper | Other (please specify)

Answer Choices	Percentage	Responses
Battlement Mesa	59.57%	168
Parachute Proper	32.98%	93
Other (please specify)	7.45%	21
Total		**282**

#	OTHER (PLEASE SPECIFY)	DATE
1	Unincorporated Mesa County	7/22/2026 7:30 AM
2	Morisana Mesa	7/21/2026 7:39 PM
3	cr 301	7/21/2026 5:05 PM
4	Rulison	7/21/2026 3:20 PM
5	Morrisania Mesa	7/21/2026 3:13 PM
6	Garfield county	7/21/2026 3:09 PM
7	Rulison-Parachute	7/21/2026 3:03 PM
8	Morrisania Mesa	7/13/2026 1:17 PM
9	Garfield county	7/8/2026 11:17 PM
10	Outside of town but work in Parachute	7/8/2026 4:45 PM
11	Rulison	7/8/2026 6:36 AM

12	Morrisania Mesa	7/7/2026 7:19 PM
13	Other	7/6/2026 3:32 PM
14	North Carolina	7/2/2026 10:04 AM
15	Rural Parachute	7/2/2026 6:48 AM
16	Outside city limits	7/1/2026 7:07 PM
17	County above battlement mesa	7/1/2026 6:49 PM
18	Morrisania meds	7/1/2026 5:50 PM
19	Rulison	7/1/2026 5:48 PM
20	Garfield county next to parachute	7/1/2026 5:44 PM
21	Rural	7/1/2026 5:44 PM

Q22 282 responses

How long have you lived in the community?

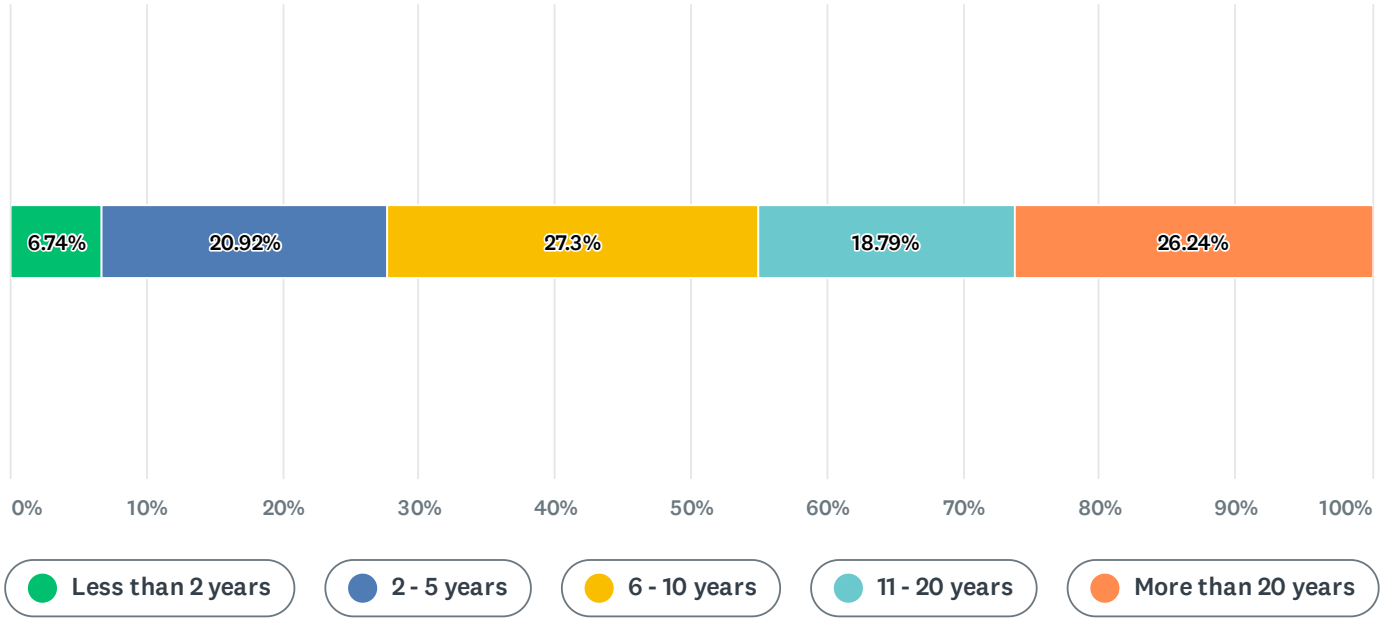

Answer Choices	Percentage	Responses
Less than 2 years	6.74%	19
2 - 5 years	20.92%	59
6 - 10 years	27.30%	77
11 - 20 years	18.79%	53
More than 20 years	26.24%	74
Total		**282**

Q23 282 responses

What is your gender?

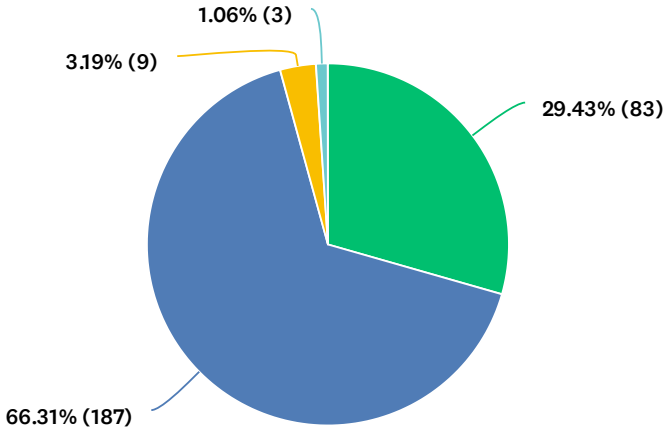

Man | Woman | Prefer not to say | Other (please specify)

Answer Choices	Percentage	Responses
Man	29.43%	83
Woman	66.31%	187
Prefer not to say	3.19%	9
Other (please specify)	1.06%	3
Total		**282**

#	OTHER (PLEASE SPECIFY)	DATE
1	Trans-fem	7/7/2026 7:18 PM
2	Human	7/7/2026 7:02 PM
3	Shouldn't matter	7/1/2026 5:23 PM

Q24 282 responses

What is your age?

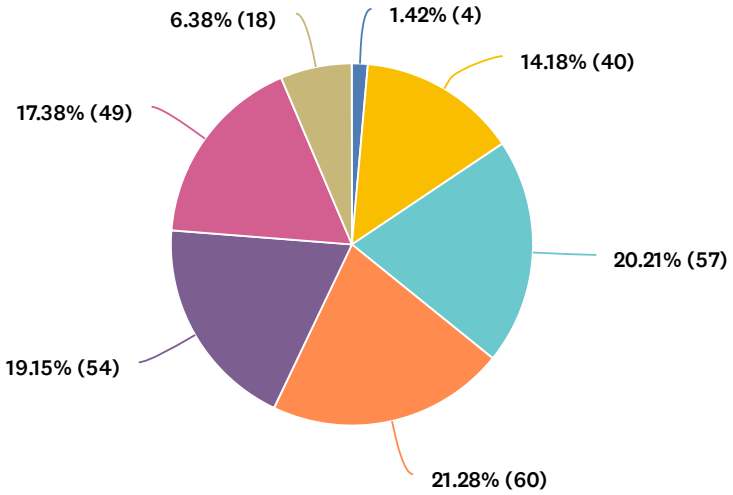

Under 18 | 18 - 24 | 25 - 34 | 35 - 44 | 45 - 54 | 55 - 64 | 65 - 74 | 75 years or older

Answer Choices	Percentage	Responses
Under 18	0%	0
18 - 24	1.42%	4
25 - 34	14.18%	40
35 - 44	20.21%	57
45 - 54	21.28%	60
55 - 64	19.15%	54
65 - 74	17.38%	49
75 years or older	6.38%	18
Total		**282**

Q25 282 responses

What is your race? (If multiracial, mark one or more races to indicate what race you consider yourself to be).

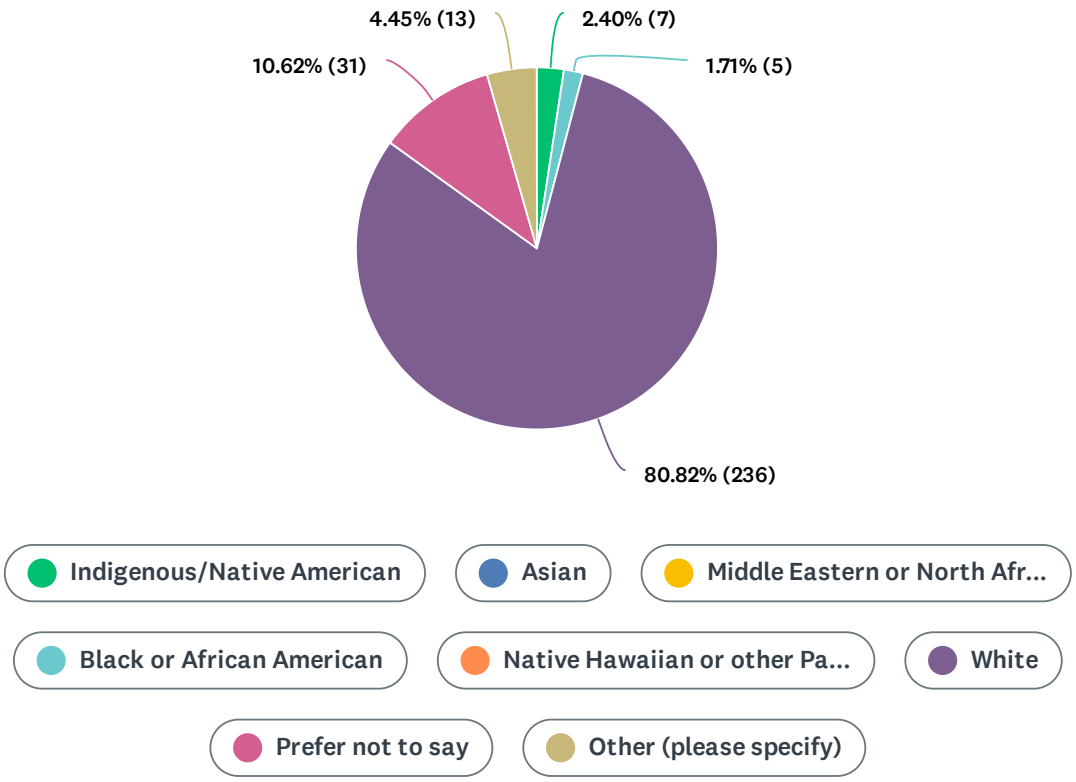

Answer Choices	Percentage	Responses
Indigenous/Native American	2.48%	7
Asian	0%	0
Middle Eastern or North African	0%	0
Black or African American	1.77%	5
Native Hawaiian or other Pacific Islander	0%	0
White	83.69%	236
Prefer not to say	10.99%	31
Other (please specify)	4.61%	13
Total		**292**

#	OTHER (PLEASE SPECIFY)	DATE
1	Latino	8/20/2026 4:57 PM
2	Latino	8/20/2026 4:08 PM
3	Hispanic	7/24/2026 4:44 PM
4	Hispanic	7/21/2026 3:35 PM
5	Chicano.	7/21/2026 3:17 PM
6	Hispanic	7/11/2026 2:05 AM
7	Human	7/7/2026 7:02 PM
8	Swiss	7/7/2026 6:52 PM
9	American	7/7/2026 11:20 AM
10	Latino	7/6/2026 10:42 AM
11	Irish	7/5/2026 2:05 PM
12	Unnecessary	7/2/2026 6:39 AM
13	Again. Shouldn't matter	7/1/2026 5:23 PM

Q26 282 responses

Are you of Hispanic, Latino/a/x, or Spanish origin?

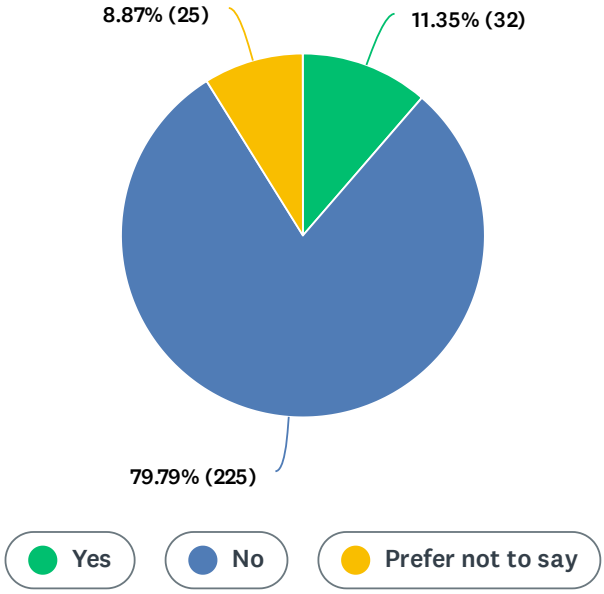

Answer Choices	Percentage	Responses
Yes	11.35%	32
No	79.79%	225
Prefer not to say	8.87%	25
Total		**282**

Q27 282 responses

How much do you anticipate your household's total income before taxes will be for the current year? (Please include in your total income money from all sources for all persons living in your household).

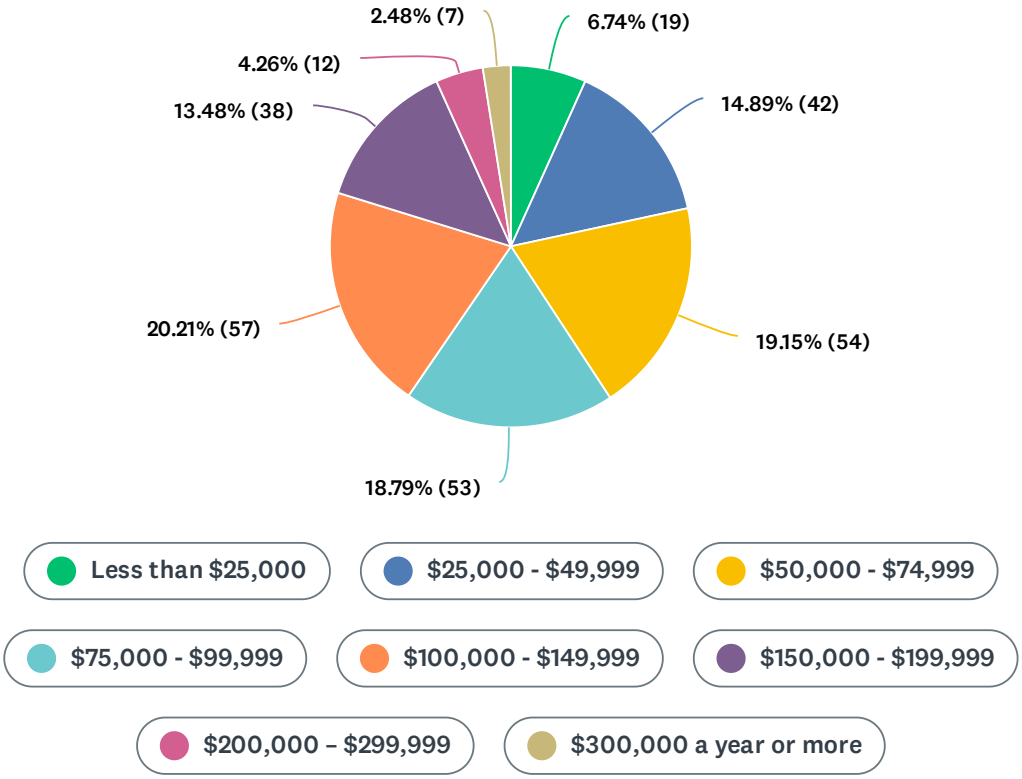

Answer Choices	Percentage	Responses
Less than $25,000	6.74%	19
$25,000 - $49,999	14.89%	42
$50,000 - $74,999	19.15%	54
$75,000 - $99,999	18.79%	53
$100,000 - $149,999	20.21%	57
$150,000 - $199,999	13.48%	38
$200,000 – $299,999	4.26%	12
$300,000 a year or more	2.48%	7
Total		**282**

Q28 282 responses

Which best describes the building you live in?

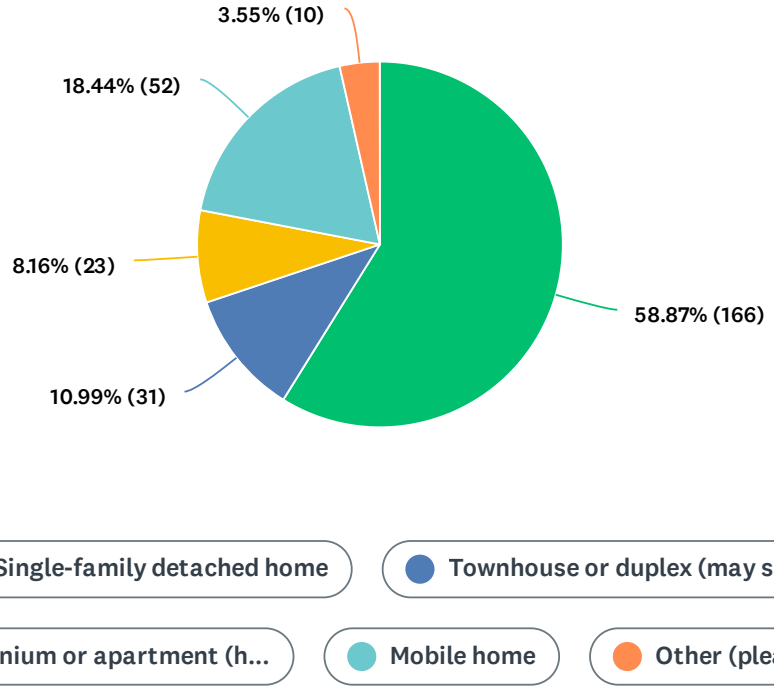

Answer Choices	Percentage	Responses
Single-family detached home	58.87%	166
Townhouse or duplex (may share walls but no units above or below you)	10.99%	31
Condominium or apartment (have units above and/or below you)	8.16%	23
Mobile home	18.44%	52
Other (please specify)	3.55%	10
Total		**282**

#	OTHER (PLEASE SPECIFY)	DATE
1	Hotel	7/21/2026 3:49 PM
2	Did not specify	7/21/2026 12:30 PM
3	Senior housing	7/14/2026 4:43 PM
4	My home	7/9/2026 9:39 AM
5	rural single family home with acreage	7/8/2026 4:45 PM
6	Single family House/Ag	7/8/2026 2:32 PM

7	Hotel	7/7/2026 6:53 PM
8	Ghetto of saddleback	7/7/2026 6:51 PM
9	Commercial building	7/2/2026 10:04 AM
10	Manufactured Home in HOA	7/1/2026 7:23 PM

Q29 282 responses

Do you rent or own your home?

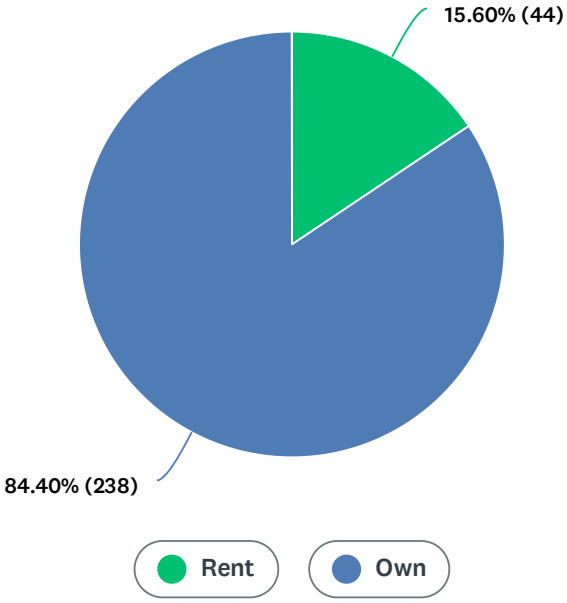

Answer Choices	Percentage	Responses
Rent	15.60%	44
Own	84.40%	238
Total		**282**

Q30 282 responses

About how much is your monthly housing cost for the place you live (including rent, mortgage payment, property tax, property insurance, and homeowners' association (HOA) fees)?

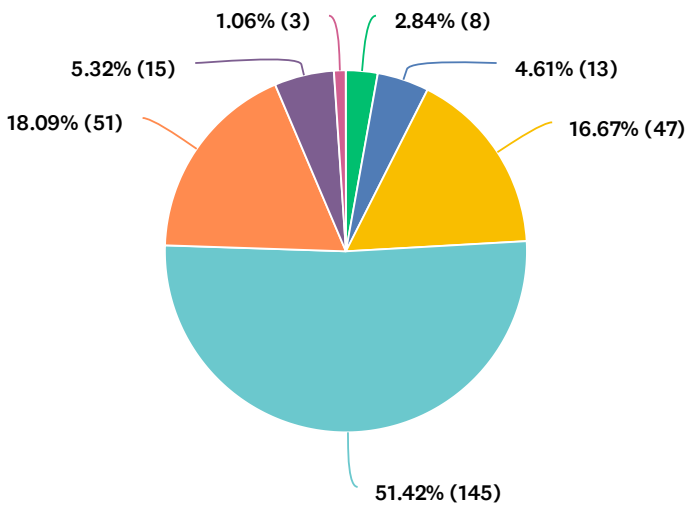

Less than $300 | $300 to $599 | $600 to $999 | $1,500 to $2,499 | $2,500 to $3,999 | $4,000 to $6,999 | $7,000 to $9,999 | $10,000 or more

Answer Choices	Percentage	Responses
Less than $300	2.84%	8
$300 to $599	4.61%	13
$600 to $999	16.67%	47
$1,500 to $2,499	51.42%	145
$2,500 to $3,999	18.09%	51
$4,000 to $6,999	5.32%	15
$7,000 to $9,999	1.06%	3
$10,000 or more	0%	0
Total		**282**

Q31 282 responses

Do any children 17 or under live in your household?

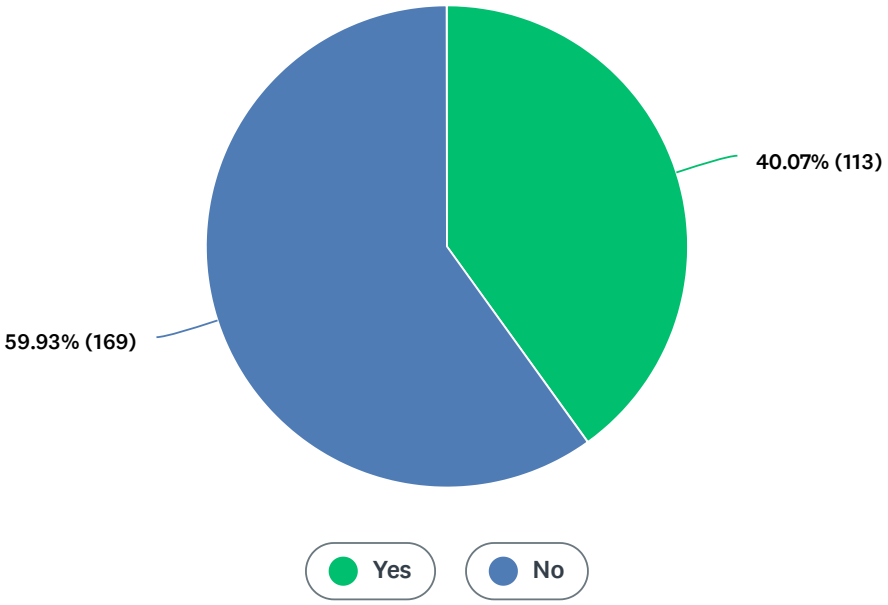

Answer Choices	Percentage	Responses
Yes	40.07%	113
No	59.93%	169
Total		**282**

Q32 282 responses

Are you or any other members of your household aged 65 or older?

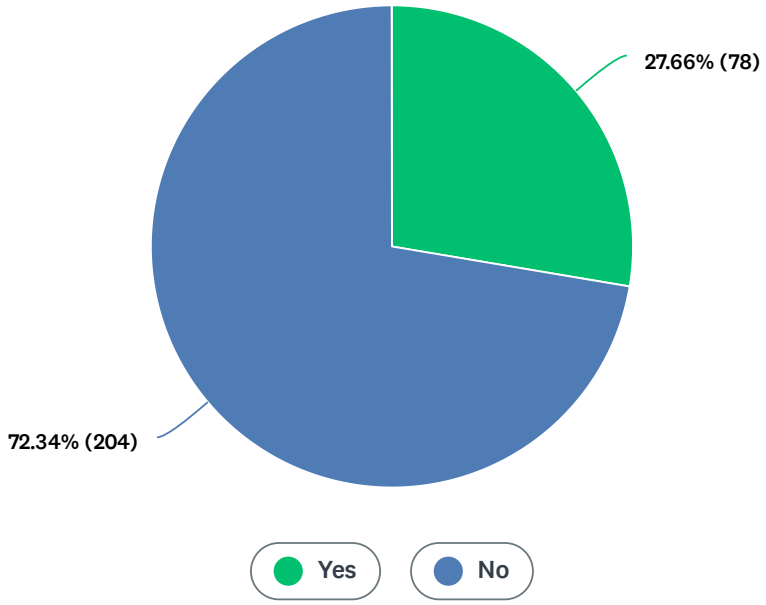

Answer Choices	Percentage	Responses
Yes	27.66%	78
No	72.34%	204
Total		**282**

Q33 282 responses

What impact do you think the economy will have on your family income in the next 6 months? Do you think the impact will be:

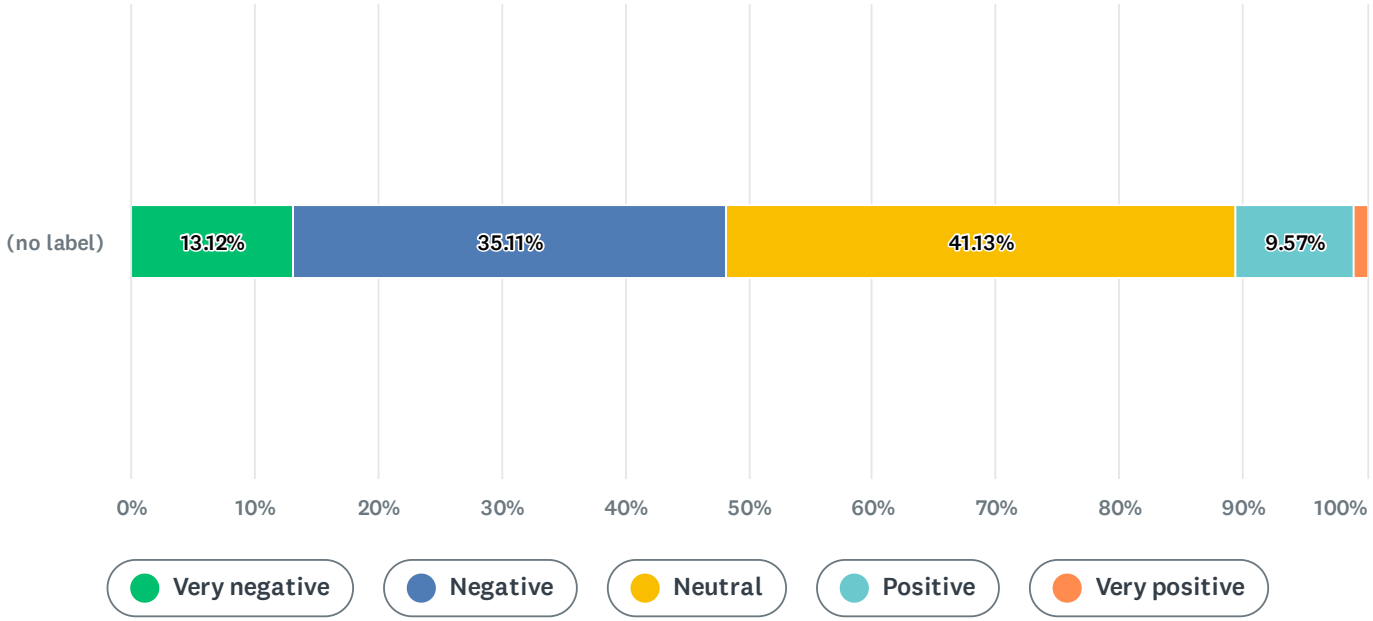

	Very negative	Negative	Neutral	Positive	Very positive	Total
(no label)	13.12% 37	35.11% 99	41.13% 116	9.57% 27	1.06% 3	282
						282

Q34 282 responses

Please rate your overall health:

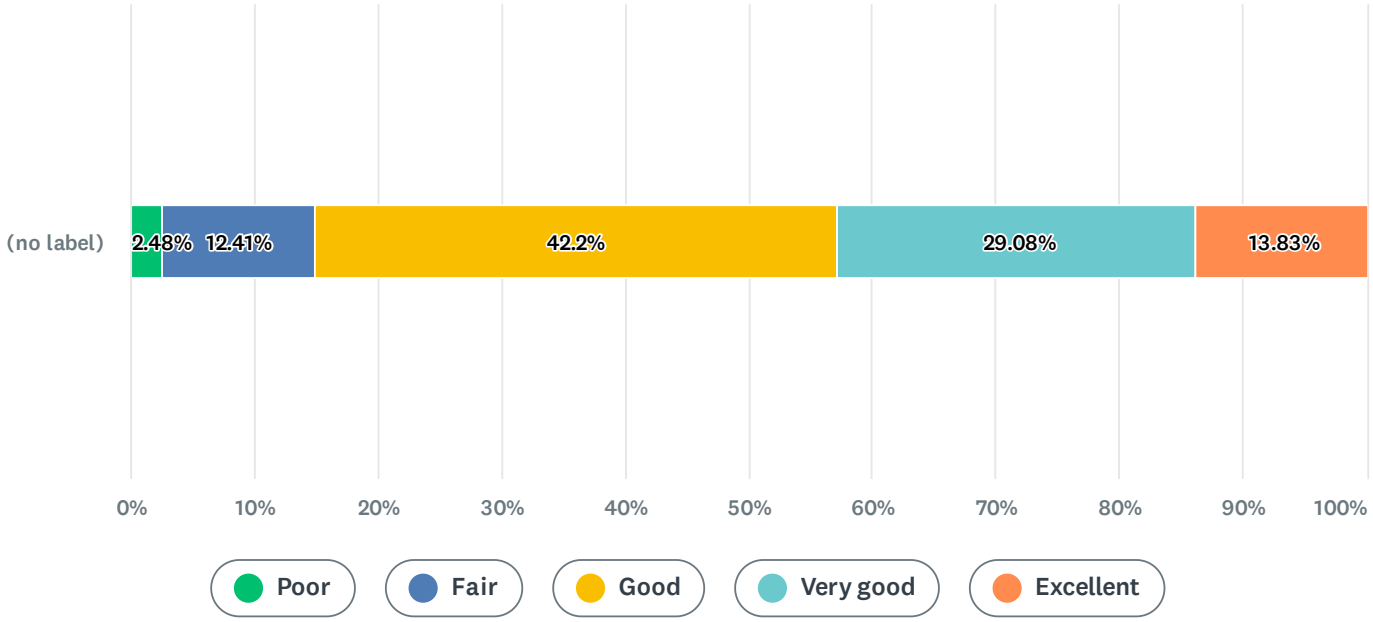

	Poor	Fair	Good	Very good	Excellent	Total
(no label)	2.48% 7	12.41% 35	42.20% 119	29.08% 82	13.83% 39	282
						282

Full Results – Parachute Proper Responses

Q1 93 responses

Please rate each of the following aspects of quality of life in Parachute:

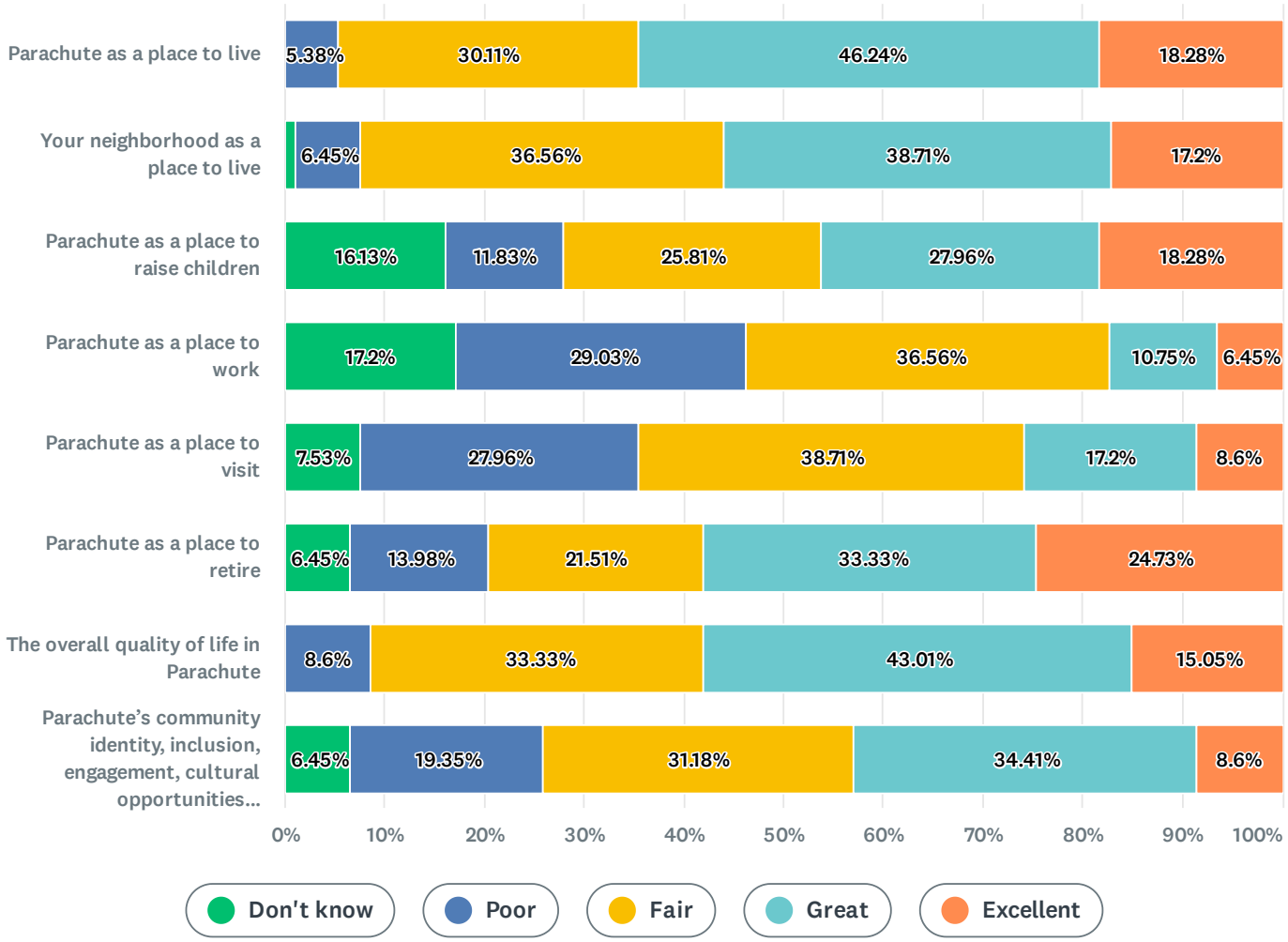

	Don't know	Poor	Fair	Great	Excellent	Total
Parachute as a place to live	0% 0	5.38% 5	30.11% 28	46.24% 43	18.28% 17	93
Your neighborhood as a place to live	1.08% 1	6.45% 6	36.56% 34	38.71% 36	17.20% 16	93
Parachute as a place to raise children	16.13% 15	11.83% 11	25.81% 24	27.96% 26	18.28% 17	93

	744

	Don't know	Poor	Fair	Great	Excellent	Total
Parachute as a place to work	17.20% 16	29.03% 27	36.56% 34	10.75% 10	6.45% 6	93
Parachute as a place to visit	7.53% 7	27.96% 26	38.71% 36	17.20% 16	8.60% 8	93
Parachute as a place to retire	6.45% 6	13.98% 13	21.51% 20	33.33% 31	24.73% 23	93
The overall quality of life in Parachute	0% 0	8.60% 8	33.33% 31	43.01% 40	15.05% 14	93
Parachute's community identity, inclusion, engagement, cultural opportunities, and civic pride	6.45% 6	19.35% 18	31.18% 29	34.41% 32	8.60% 8	93
						744

Q2 93 responses

Please indicate how likely or unlikely you are to do each of the following:

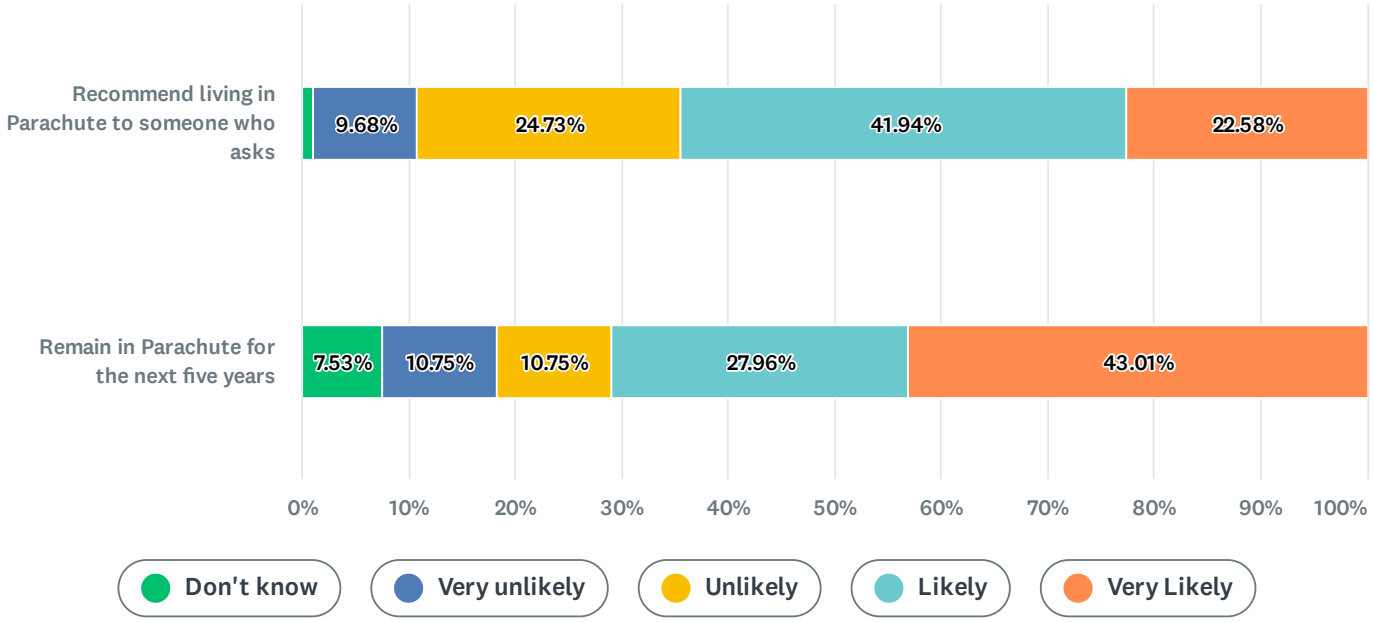

	Don't know	Very unlikely	Unlikely	Likely	Very Likely	Total
Recommend living in Parachute to someone who asks	1.08% 1	9.68% 9	24.73% 23	41.94% 39	22.58% 21	93
Remain in Parachute for the next five years	7.53% 7	10.75% 10	10.75% 10	27.96% 26	43.01% 40	93
						186

Q3 93 responses

Please rate how safe you feel...

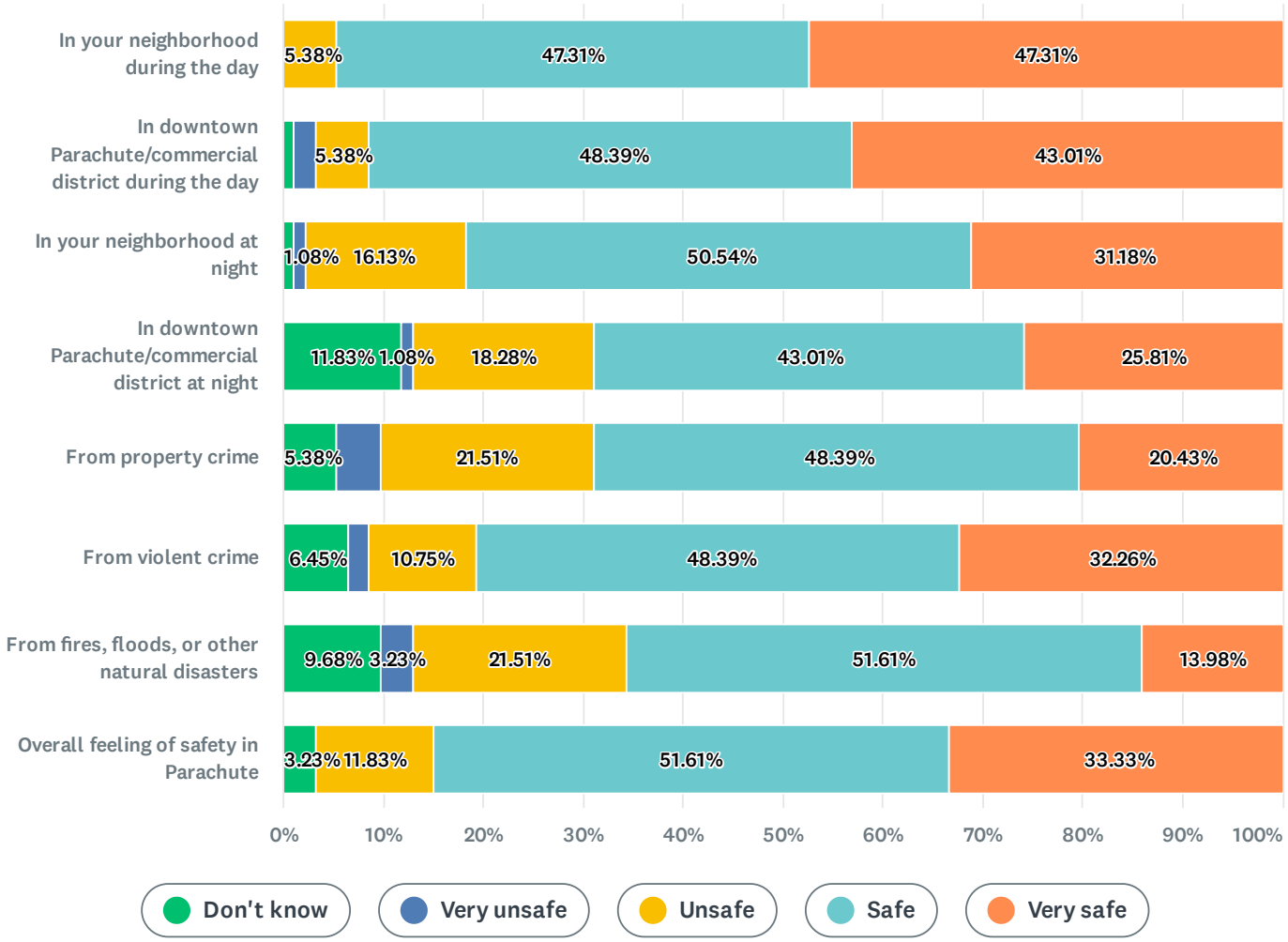

	Don't know	Very unsafe	Unsafe	Safe	Very safe	Total
In your neighborhood during the day	0% 0	0% 0	5.38% 5	47.31% 44	47.31% 44	93
In downtown Parachute/commercial district during the day	1.08% 1	2.15% 2	5.38% 5	48.39% 45	43.01% 40	93
In your neighborhood at night	1.08% 1	1.08% 1	16.13% 15	50.54% 47	31.18% 29	93
						744

	Don't know	Very unsafe	Unsafe	Safe	Very safe	Total
In downtown Parachute/commercial district at night	11.83% 11	1.08% 1	18.28% 17	43.01% 40	25.81% 24	93
From property crime	5.38% 5	4.30% 4	21.51% 20	48.39% 45	20.43% 19	93
From violent crime	6.45% 6	2.15% 2	10.75% 10	48.39% 45	32.26% 30	93
From fires, floods, or other natural disasters	9.68% 9	3.23% 3	21.51% 20	51.61% 48	13.98% 13	93
Overall feeling of safety in Parachute	3.23% 3	0% 0	11.83% 11	51.61% 48	33.33% 31	93
						744

Q4 93 responses

Please rate the job you feel the Parachute community does at each of the following:

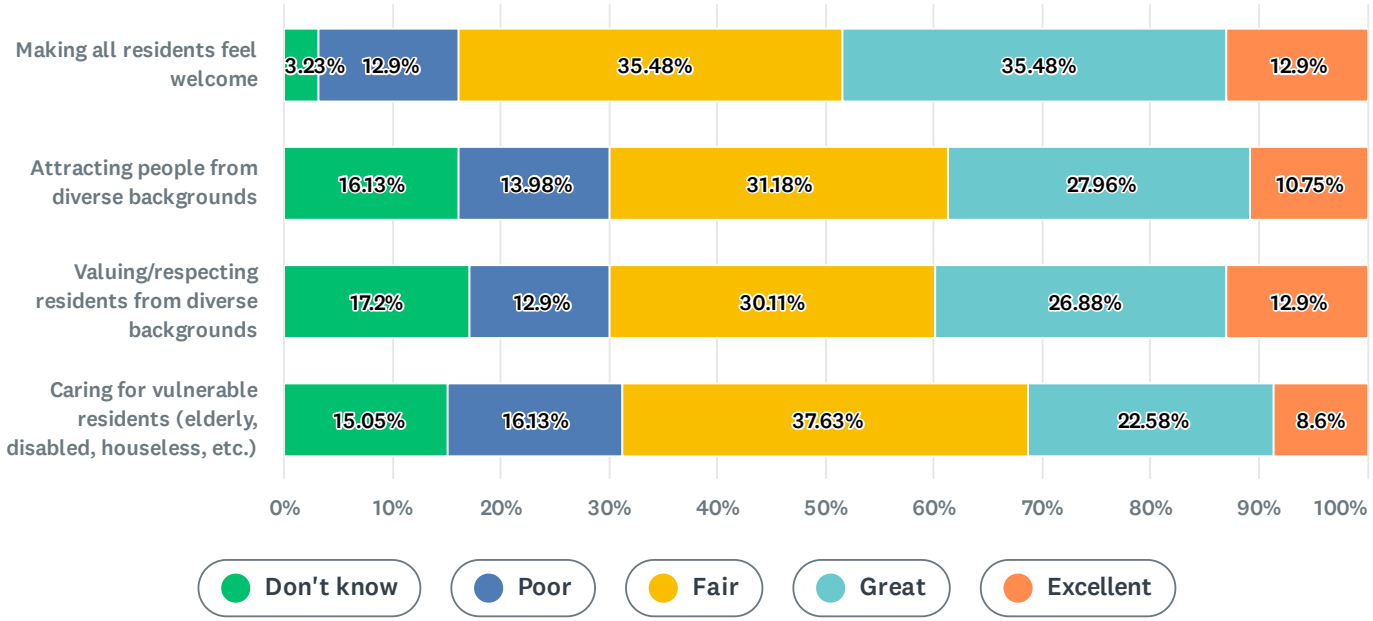

	Don't know	Poor	Fair	Great	Excellent	Total
Making all residents feel welcome	3.23% 3	12.90% 12	35.48% 33	35.48% 33	12.90% 12	93
Attracting people from diverse backgrounds	16.13% 15	13.98% 13	31.18% 29	27.96% 26	10.75% 10	93
Valuing/respecting residents from diverse backgrounds	17.20% 16	12.90% 12	30.11% 28	26.88% 25	12.90% 12	93
Caring for vulnerable residents (elderly, disabled, houseless, etc.)	15.05% 14	16.13% 15	37.63% 35	22.58% 21	8.60% 8	93
						372

Q5 93 responses

Please rate each of the following aspects of the Parachute economy:

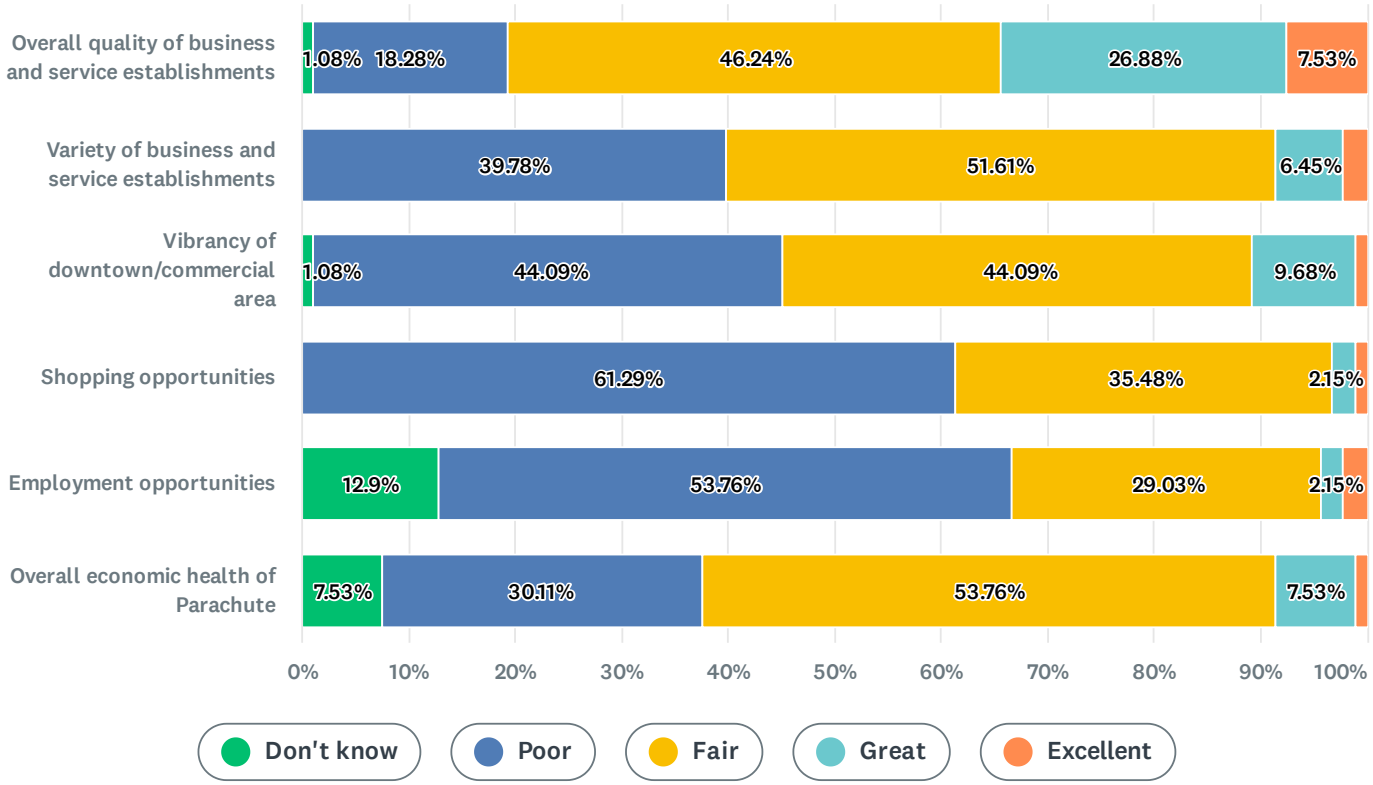

	Don't know	Poor	Fair	Great	Excellent	Total
Overall quality of business and service establishments	1.08% 1	18.28% 17	46.24% 43	26.88% 25	7.53% 7	93
Variety of business and service establishments	0% 0	39.78% 37	51.61% 48	6.45% 6	2.15% 2	93
Vibrancy of downtown/commercial area	1.08% 1	44.09% 41	44.09% 41	9.68% 9	1.08% 1	93
Shopping opportunities	0% 0	61.29% 57	35.48% 33	2.15% 2	1.08% 1	93
Employment opportunities	12.90% 12	53.76% 50	29.03% 27	2.15% 2	2.15% 2	93
						558

	Don't know	Poor	Fair	Great	Excellent	Total
Overall economic health of Parachute	7.53% 7	30.11% 28	53.76% 50	7.53% 7	1.08% 1	93
						558

Q6 93 responses

Please rate each of the following aspects of basic needs in Parachute:

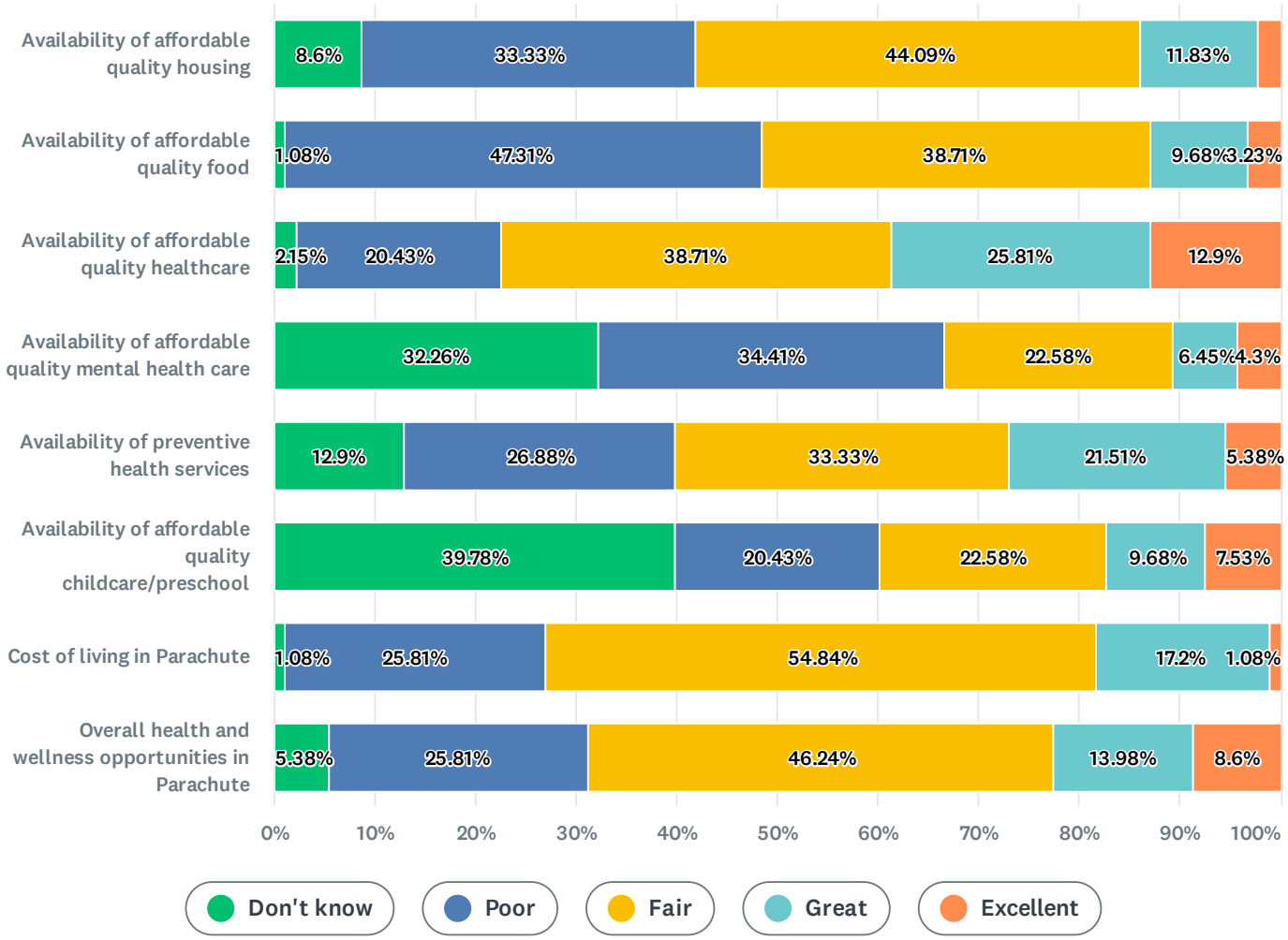

	Don't know	Poor	Fair	Great	Excellent	Total
Availability of affordable quality housing	8.60% 8	33.33% 31	44.09% 41	11.83% 11	2.15% 2	93
Availability of affordable quality food	1.08% 1	47.31% 44	38.71% 36	9.68% 9	3.23% 3	93
Availability of affordable quality healthcare	2.15% 2	20.43% 19	38.71% 36	25.81% 24	12.90% 12	93

	744

	Don't know	Poor	Fair	Great	Excellent	Total
Availability of affordable quality mental health care	32.26% 30	34.41% 32	22.58% 21	6.45% 6	4.30% 4	93
Availability of preventive health services	12.90% 12	26.88% 25	33.33% 31	21.51% 20	5.38% 5	93
Availability of affordable quality childcare/preschool	39.78% 37	20.43% 19	22.58% 21	9.68% 9	7.53% 7	93
Cost of living in Parachute	1.08% 1	25.81% 24	54.84% 51	17.20% 16	1.08% 1	93
Overall health and wellness opportunities in Parachute	5.38% 5	25.81% 24	46.24% 43	13.98% 13	8.60% 8	93
						744

Q7 93 responses

Please rate each of the following aspects of Parachute's transportation:

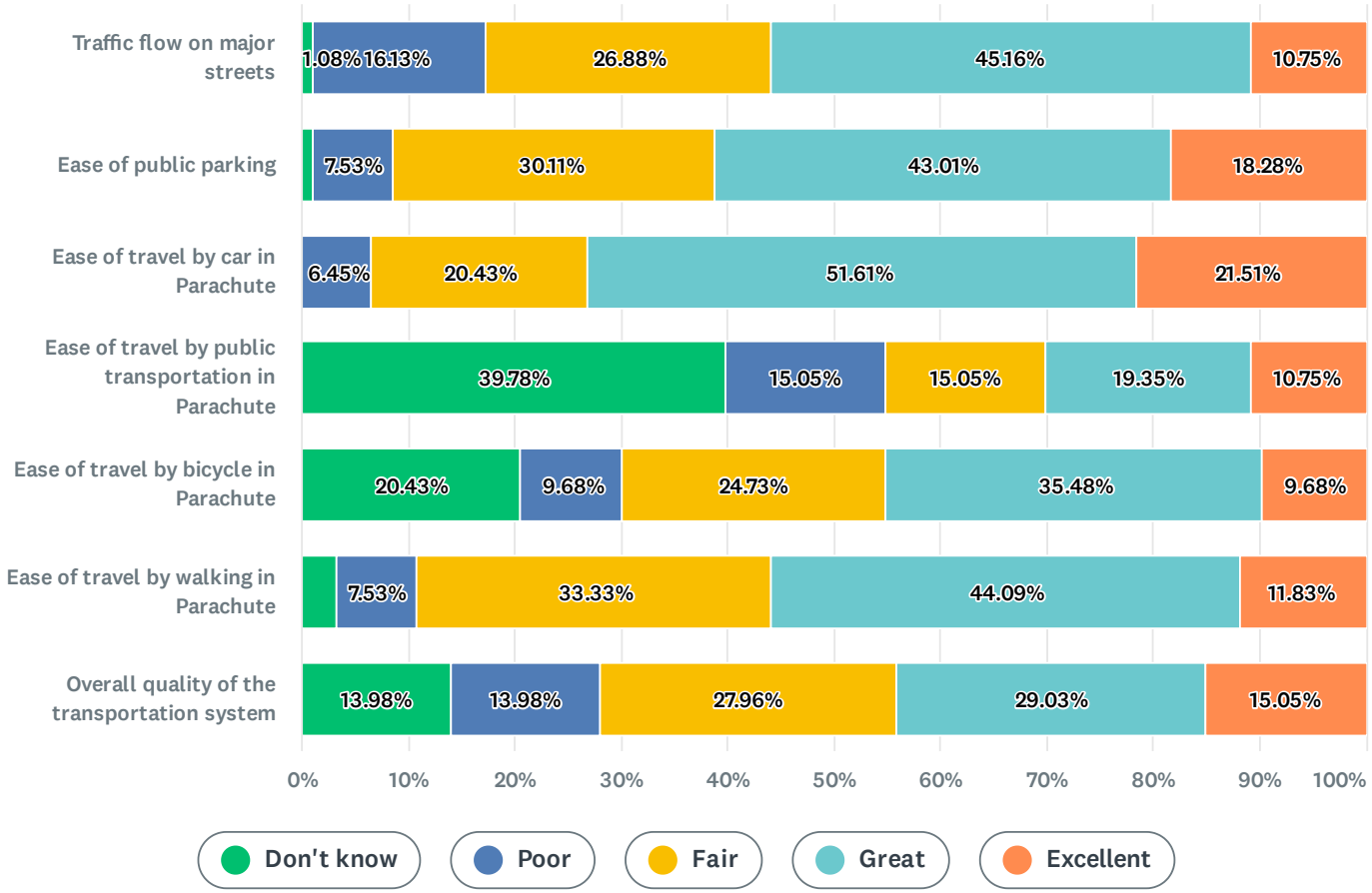

	Don't know	Poor	Fair	Great	Excellent	Total
Traffic flow on major streets	1.08% 1	16.13% 15	26.88% 25	45.16% 42	10.75% 10	93
Ease of public parking	1.08% 1	7.53% 7	30.11% 28	43.01% 40	18.28% 17	93
Ease of travel by car in Parachute	0% 0	6.45% 6	20.43% 19	51.61% 48	21.51% 20	93
Ease of travel by public transportation in Parachute	39.78% 37	15.05% 14	15.05% 14	19.35% 18	10.75% 10	93

	651

	Don't know	Poor	Fair	Great	Excellent	Total
Ease of travel by bicycle in Parachute	20.43% 19	9.68% 9	24.73% 23	35.48% 33	9.68% 9	93
Ease of travel by walking in Parachute	3.23% 3	7.53% 7	33.33% 31	44.09% 41	11.83% 11	93
Overall quality of the transportation system	13.98% 13	13.98% 13	27.96% 26	29.03% 27	15.05% 14	93
						651

Q8 93 responses

Please rate each of the following aspects of Parachute's development:

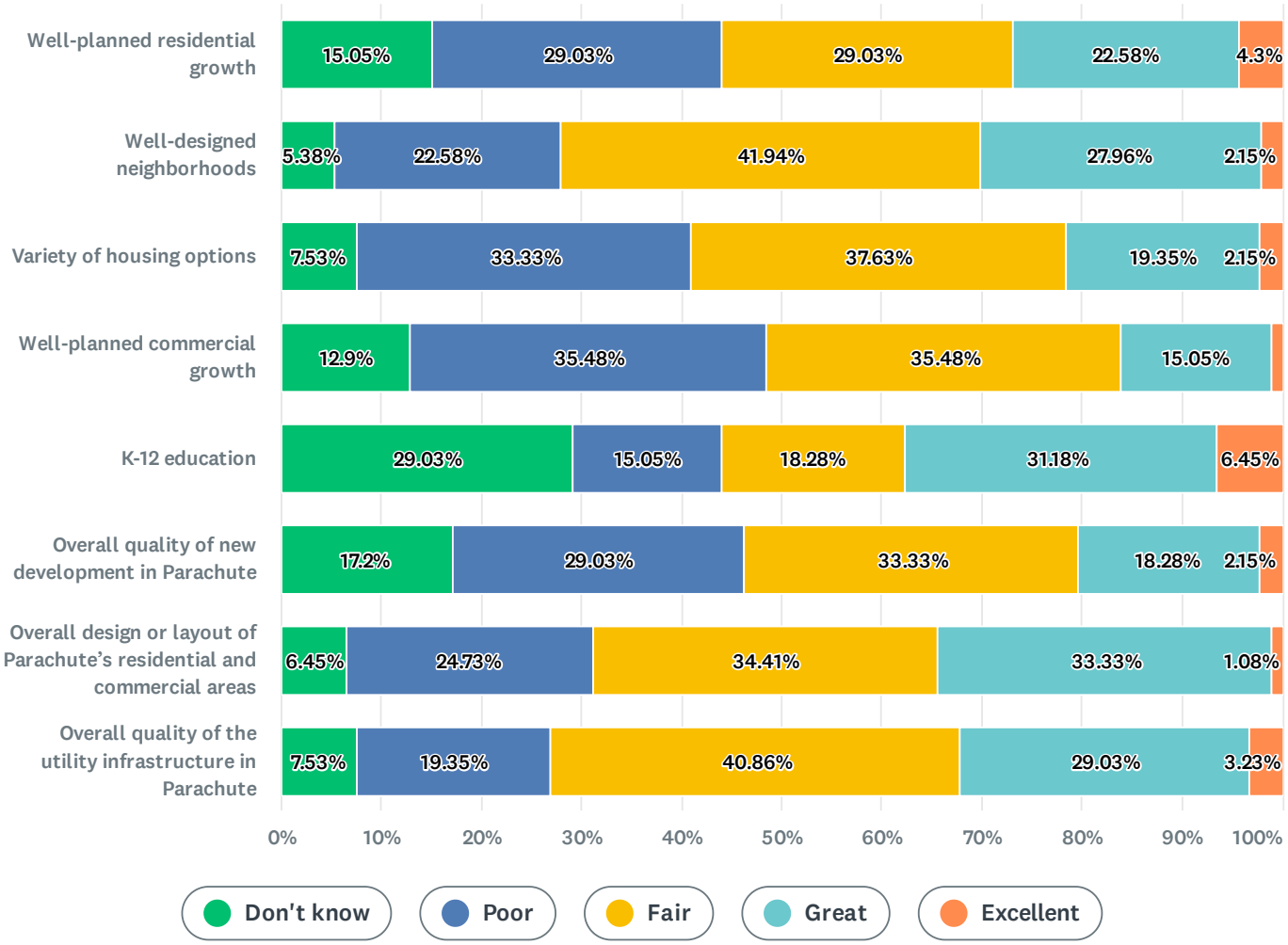

	Don't know	Poor	Fair	Great	Excellent	Total
Well-planned residential growth	15.05% 14	29.03% 27	29.03% 27	22.58% 21	4.30% 4	93
Well-designed neighborhoods	5.38% 5	22.58% 21	41.94% 39	27.96% 26	2.15% 2	93
Variety of housing options	7.53% 7	33.33% 31	37.63% 35	19.35% 18	2.15% 2	93
						744

	Don't know	Poor	Fair	Great	Excellent	Total
Well-planned commercial growth	12.90% 12	35.48% 33	35.48% 33	15.05% 14	1.08% 1	93
K-12 education	29.03% 27	15.05% 14	18.28% 17	31.18% 29	6.45% 6	93
Overall quality of new development in Parachute	17.20% 16	29.03% 27	33.33% 31	18.28% 17	2.15% 2	93
Overall design or layout of Parachute's residential and commercial areas	6.45% 6	24.73% 23	34.41% 32	33.33% 31	1.08% 1	93
Overall quality of the utility infrastructure in Parachute	7.53% 7	19.35% 18	40.86% 38	29.03% 27	3.23% 3	93
						744

Q9 93 responses

Please rate each of the following aspects of Parachute's environment and recreation:

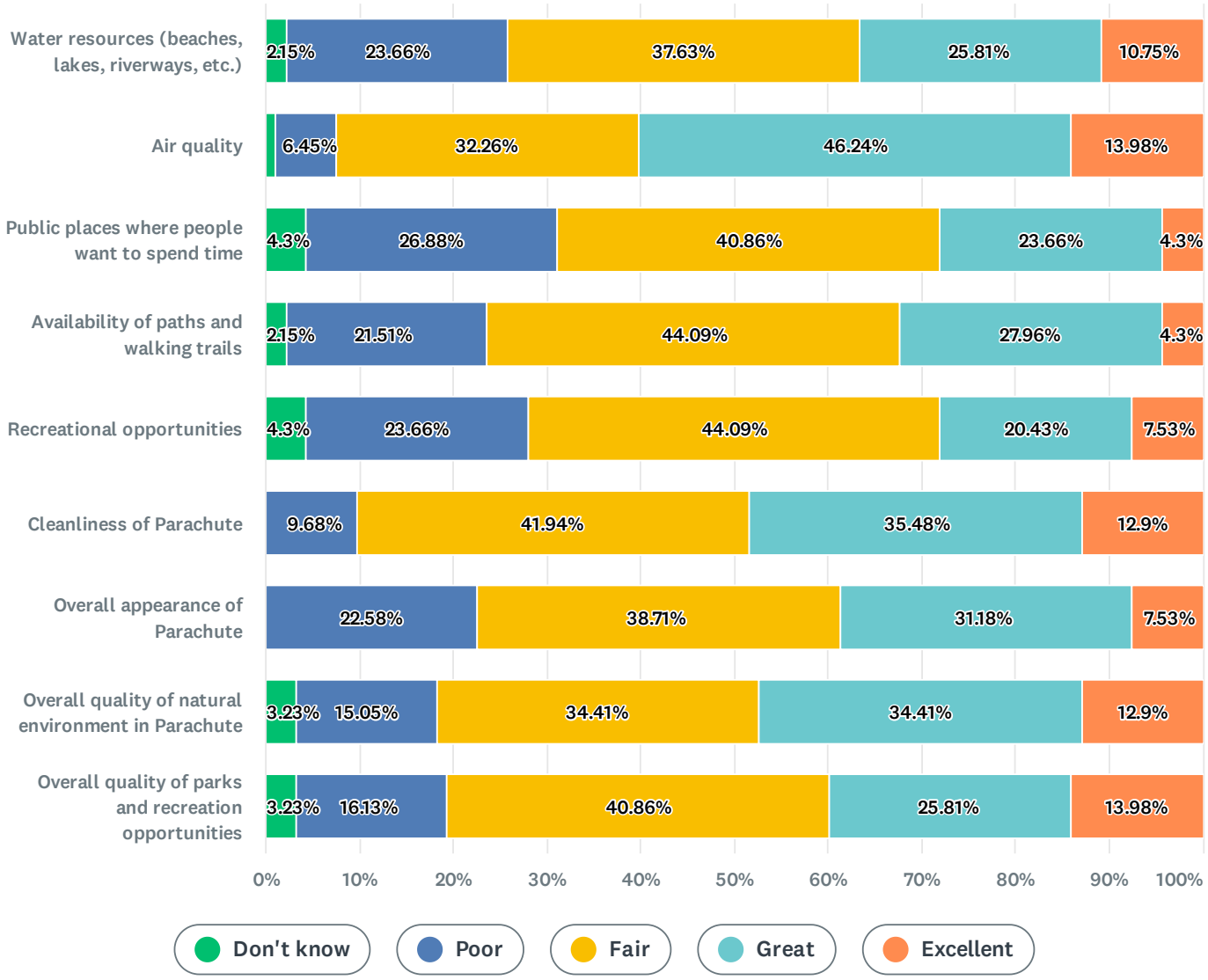

	Don't know	Poor	Fair	Great	Excellent	Total
Water resources (beaches, lakes, riverways, etc.)	2.15% 2	23.66% 22	37.63% 35	25.81% 24	10.75% 10	93
Air quality	1.08% 1	6.45% 6	32.26% 30	46.24% 43	13.98% 13	93

	837

	Don't know	Poor	Fair	Great	Excellent	Total
Public places where people want to spend time	4.30% 4	26.88% 25	40.86% 38	23.66% 22	4.30% 4	93
Availability of paths and walking trails	2.15% 2	21.51% 20	44.09% 41	27.96% 26	4.30% 4	93
Recreational opportunities	4.30% 4	23.66% 22	44.09% 41	20.43% 19	7.53% 7	93
Cleanliness of Parachute	0% 0	9.68% 9	41.94% 39	35.48% 33	12.90% 12	93
Overall appearance of Parachute	0% 0	22.58% 21	38.71% 36	31.18% 29	7.53% 7	93
Overall quality of natural environment in Parachute	3.23% 3	15.05% 14	34.41% 32	34.41% 32	12.90% 12	93
Overall quality of parks and recreation opportunities	3.23% 3	16.13% 15	40.86% 38	25.81% 24	13.98% 13	93
						837

Q10 93 responses

Please rate each of the following aspects of Parachute's community:

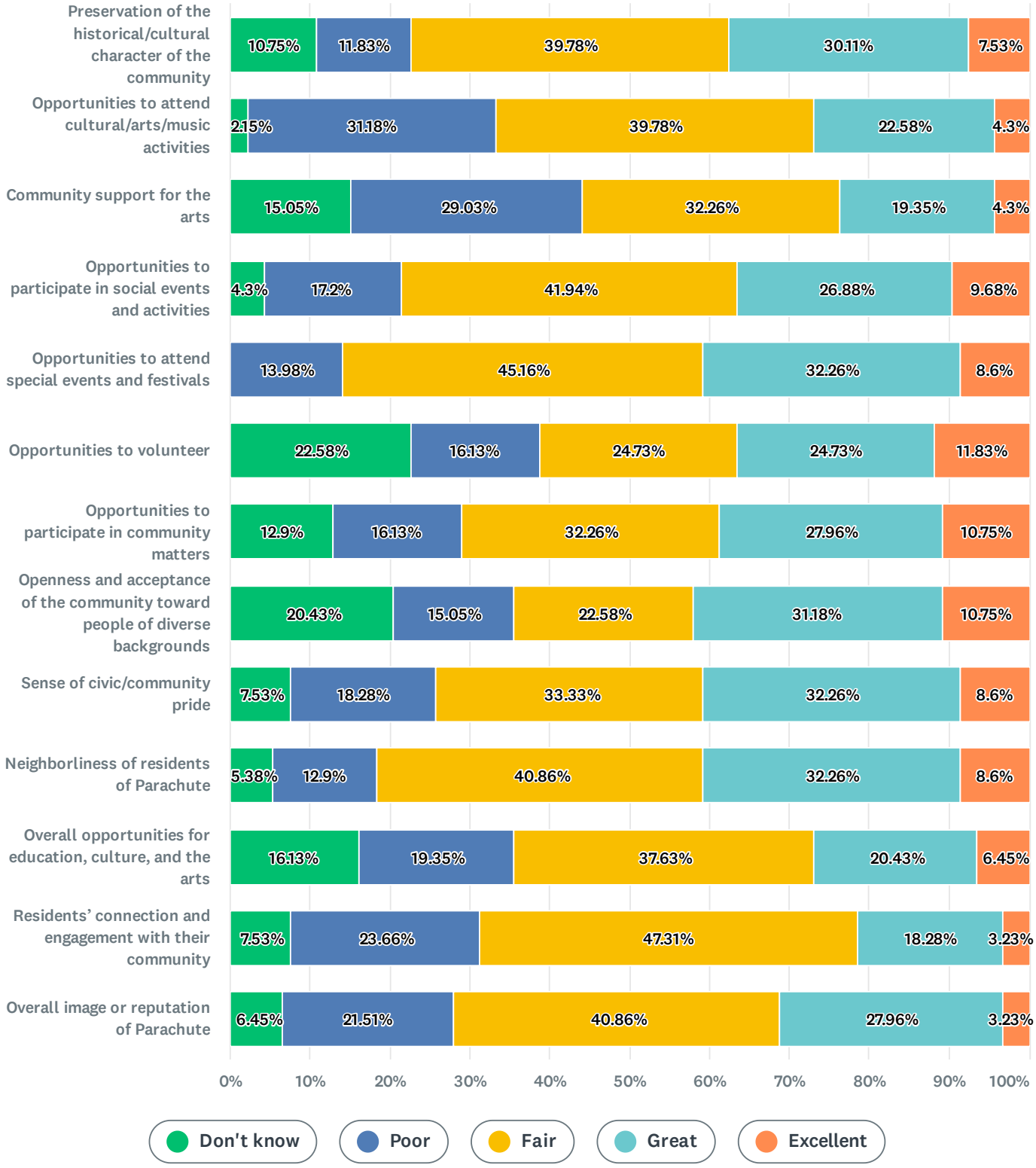

	Don't know	Poor	Fair	Great	Excellent	Total
Preservation of the historical/cultural character of the community	10.75% 10	11.83% 11	39.78% 37	30.11% 28	7.53% 7	93
Opportunities to attend cultural/arts/music activities	2.15% 2	31.18% 29	39.78% 37	22.58% 21	4.30% 4	93
Community support for the arts	15.05% 14	29.03% 27	32.26% 30	19.35% 18	4.30% 4	93
Opportunities to participate in social events and activities	4.30% 4	17.20% 16	41.94% 39	26.88% 25	9.68% 9	93
Opportunities to attend special events and festivals	0% 0	13.98% 13	45.16% 42	32.26% 30	8.60% 8	93
Opportunities to volunteer	22.58% 21	16.13% 15	24.73% 23	24.73% 23	11.83% 11	93
Opportunities to participate in community matters	12.90% 12	16.13% 15	32.26% 30	27.96% 26	10.75% 10	93
Openness and acceptance of the community toward people of diverse backgrounds	20.43% 19	15.05% 14	22.58% 21	31.18% 29	10.75% 10	93
Sense of civic/community pride	7.53% 7	18.28% 17	33.33% 31	32.26% 30	8.60% 8	93
Neighborliness of residents of Parachute	5.38% 5	12.90% 12	40.86% 38	32.26% 30	8.60% 8	93
Overall opportunities for education, culture, and the arts	16.13% 15	19.35% 18	37.63% 35	20.43% 19	6.45% 6	93
Residents' connection and engagement with their community	7.53% 7	23.66% 22	47.31% 44	18.28% 17	3.23% 3	93
Overall image or reputation of Parachute	6.45% 6	21.51% 20	40.86% 38	27.96% 26	3.23% 3	93
						1209

Q11 93 responses

Please indicate whether you have done each of the following in the last 12 months:

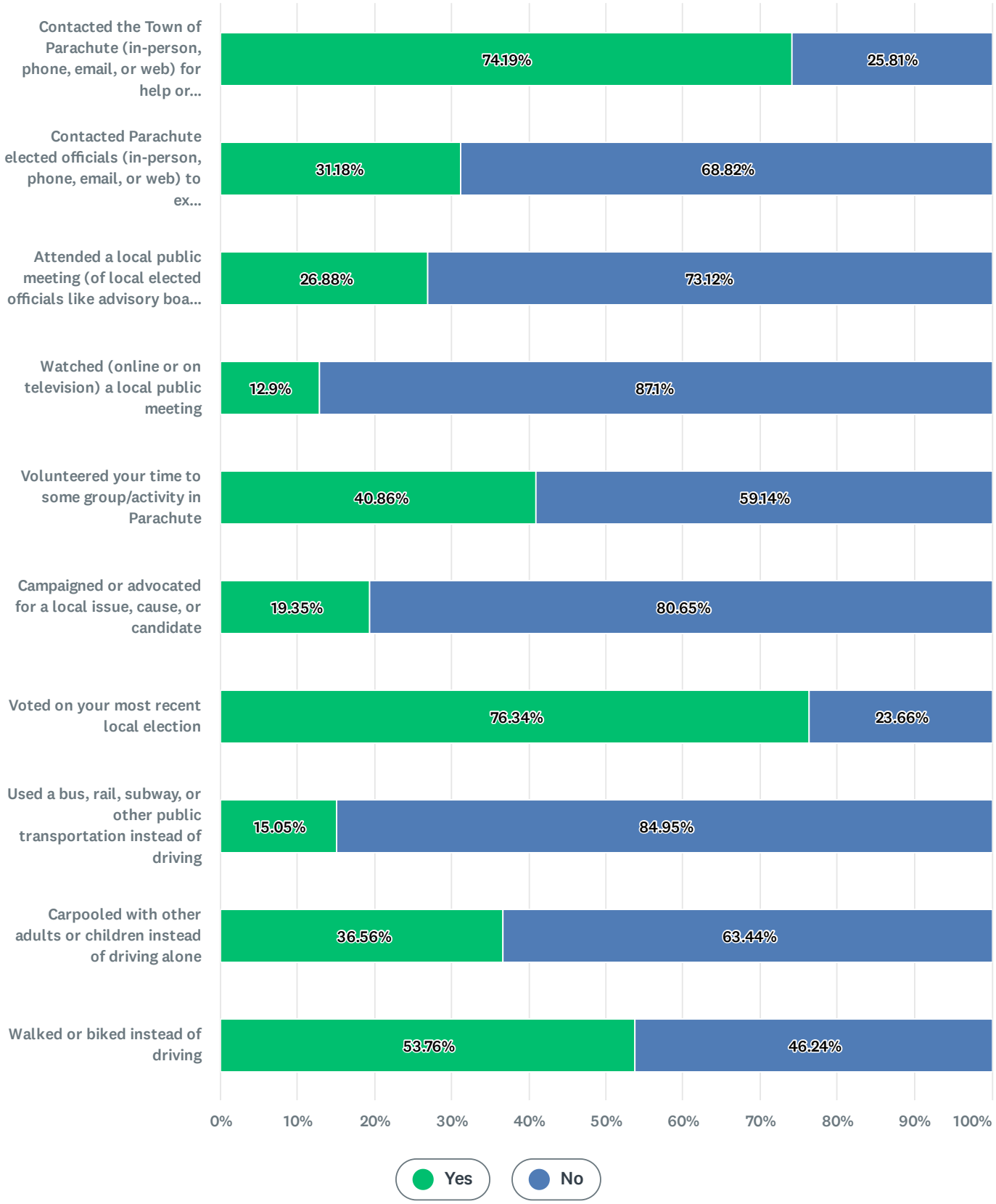

	Yes	No	Total
Contacted the Town of Parachute (in-person, phone, email, or web) for help or information	74.19% 69	25.81% 24	93
Contacted Parachute elected officials (in-person, phone, email, or web) to express your opinion	31.18% 29	68.82% 64	93
Attended a local public meeting (of local elected officials like advisory boards, town halls, HOA, neighborhood watch, etc.)	26.88% 25	73.12% 68	93
Watched (online or on television) a local public meeting	12.90% 12	87.10% 81	93
Volunteered your time to some group/activity in Parachute	40.86% 38	59.14% 55	93
Campaigned or advocated for a local issue, cause, or candidate	19.35% 18	80.65% 75	93
Voted on your most recent local election	76.34% 71	23.66% 22	93
Used a bus, rail, subway, or other public transportation instead of driving	15.05% 14	84.95% 79	93
Carpooled with other adults or children instead of driving alone	36.56% 34	63.44% 59	93
Walked or biked instead of driving	53.76% 50	46.24% 43	93
			930

Q12 93 responses

Please rate the quality of each of the following public safety services in Parachute:

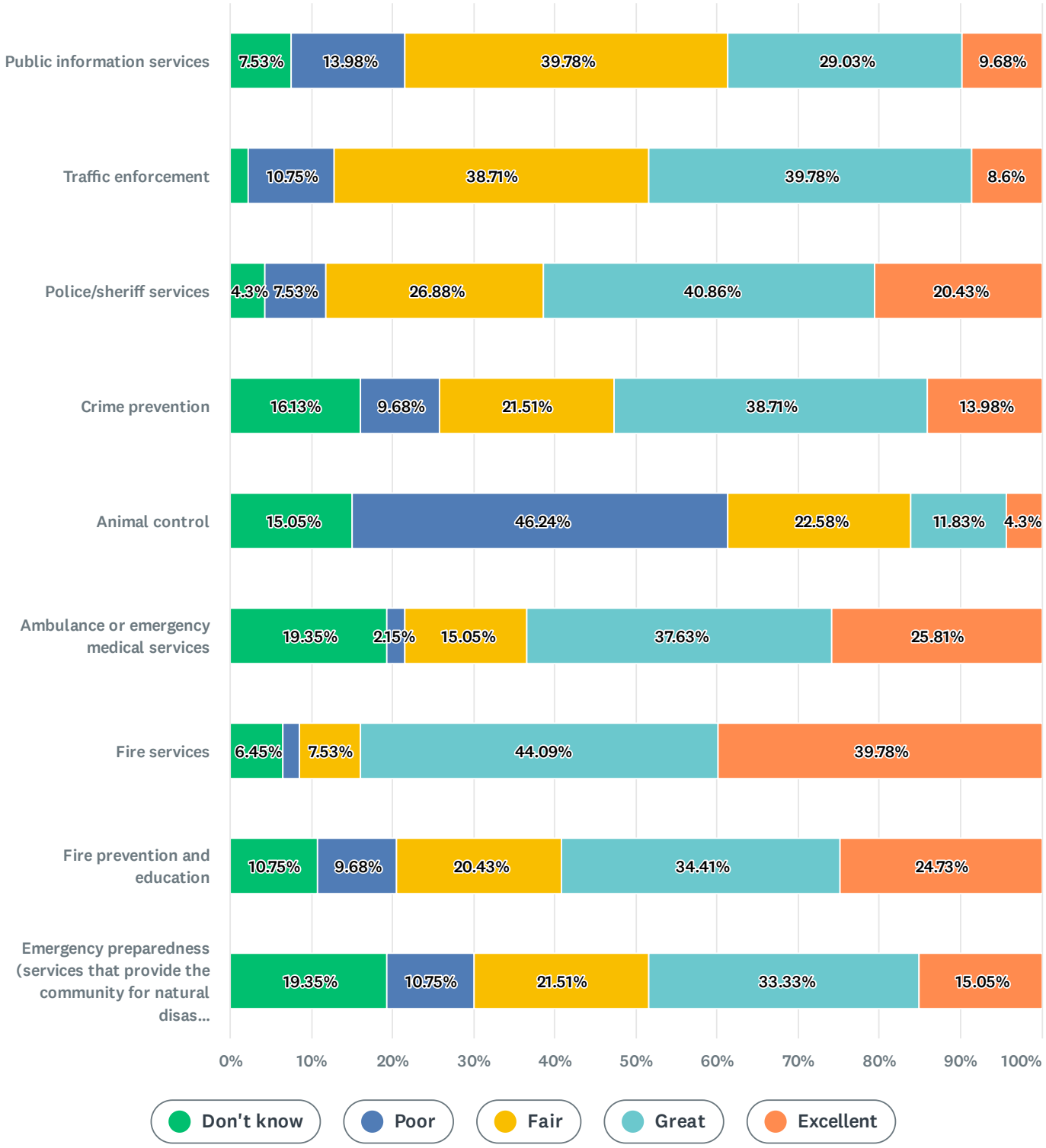

	Don't know	Poor	Fair	Great	Excellent	Total

	Don't know	Poor	Fair	Great	Excellent	Total
Public information services	7.53% 7	13.98% 13	39.78% 37	29.03% 27	9.68% 9	93
Traffic enforcement	2.15% 2	10.75% 10	38.71% 36	39.78% 37	8.60% 8	93
Police/sheriff services	4.30% 4	7.53% 7	26.88% 25	40.86% 38	20.43% 19	93
Crime prevention	16.13% 15	9.68% 9	21.51% 20	38.71% 36	13.98% 13	93
Animal control	15.05% 14	46.24% 43	22.58% 21	11.83% 11	4.30% 4	93
Ambulance or emergency medical services	19.35% 18	2.15% 2	15.05% 14	37.63% 35	25.81% 24	93
Fire services	6.45% 6	2.15% 2	7.53% 7	44.09% 41	39.78% 37	93
Fire prevention and education	10.75% 10	9.68% 9	20.43% 19	34.41% 32	24.73% 23	93
Emergency preparedness (services that provide the community for natural disasters or other emergency situations)	19.35% 18	10.75% 10	21.51% 20	33.33% 31	15.05% 14	93
						837

Q13 93 responses

Please rate the quality of each of the following parks and recreation services in Parachute:

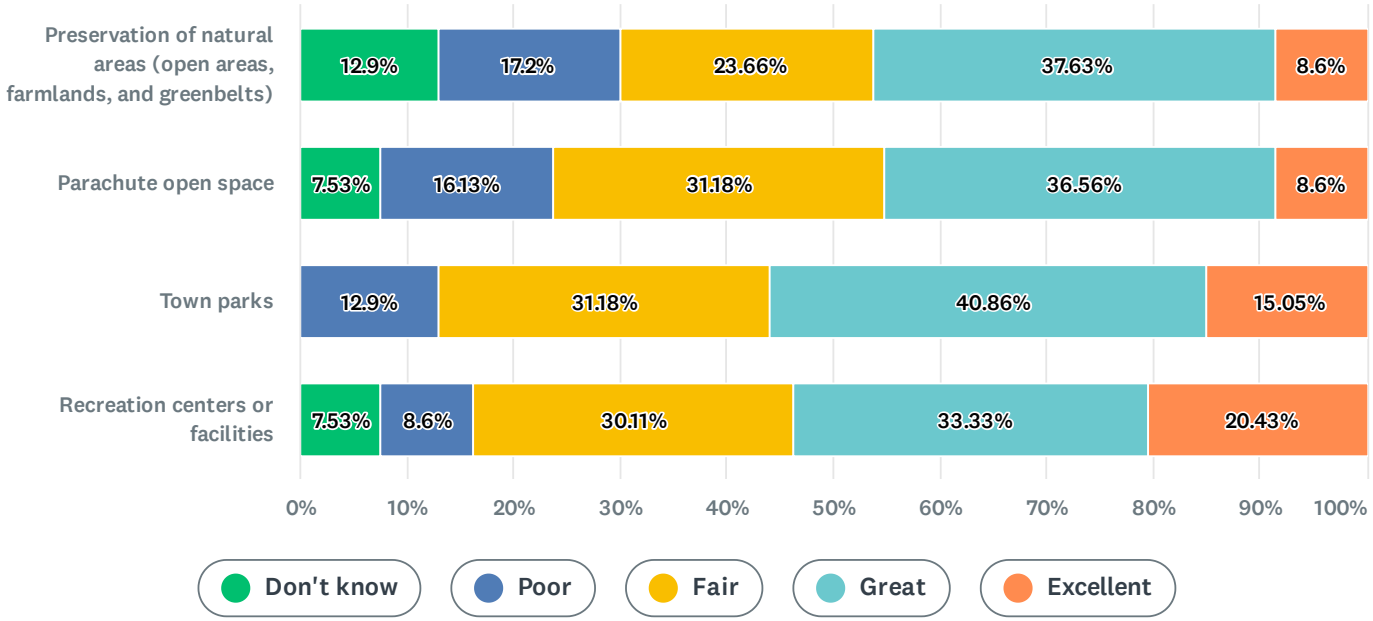

	Don't know	Poor	Fair	Great	Excellent	Total
Preservation of natural areas (open areas, farmlands, and greenbelts)	12.90% 12	17.20% 16	23.66% 22	37.63% 35	8.60% 8	93
Parachute open space	7.53% 7	16.13% 15	31.18% 29	36.56% 34	8.60% 8	93
Town parks	0% 0	12.90% 12	31.18% 29	40.86% 38	15.05% 14	93
Recreation centers or facilities	7.53% 7	8.60% 8	30.11% 28	33.33% 31	20.43% 19	93
						372

Q14 93 responses

Please rate the quality of each of the following street maintenance services in Parachute:

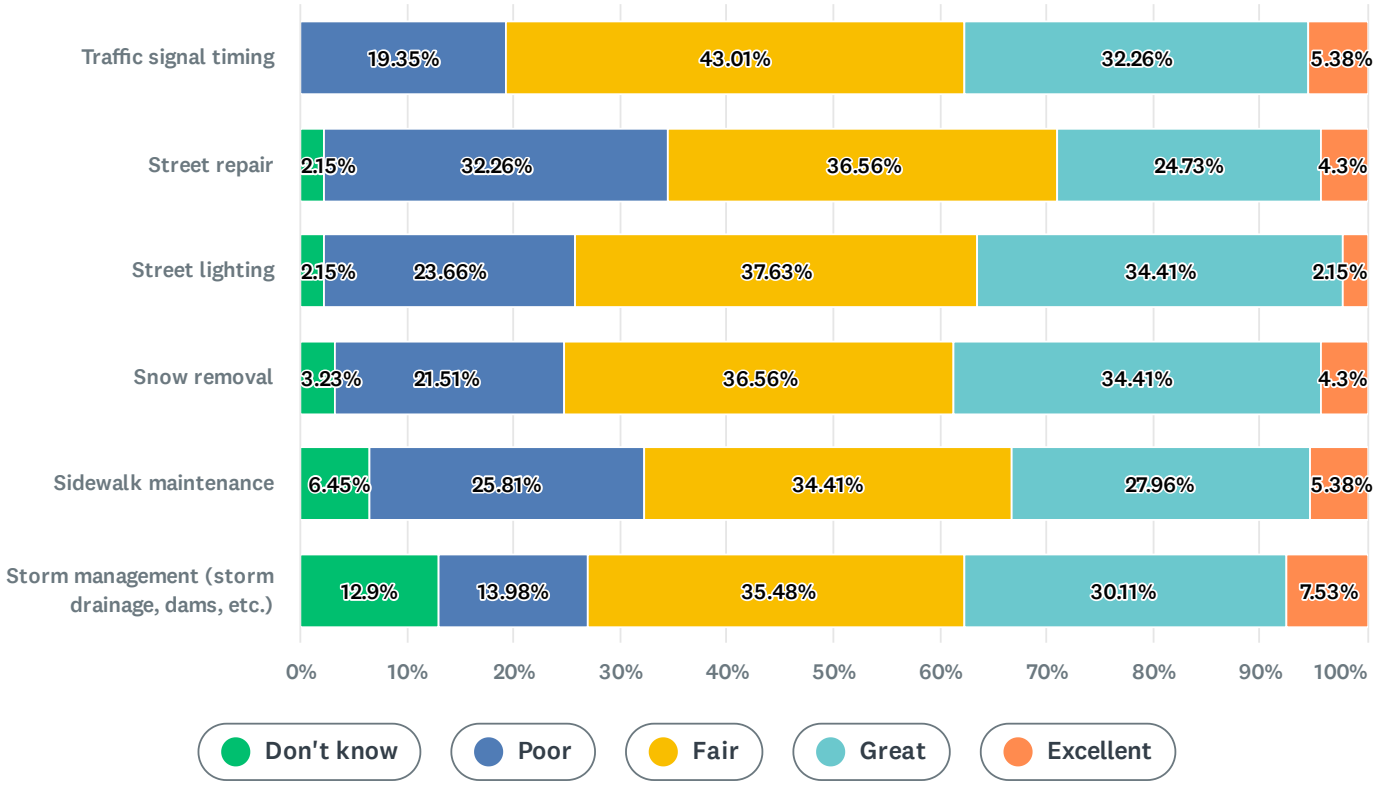

	Don't know	Poor	Fair	Great	Excellent	Total
Traffic signal timing	0% 0	19.35% 18	43.01% 40	32.26% 30	5.38% 5	93
Street repair	2.15% 2	32.26% 30	36.56% 34	24.73% 23	4.30% 4	93
Street lighting	2.15% 2	23.66% 22	37.63% 35	34.41% 32	2.15% 2	93
Snow removal	3.23% 3	21.51% 20	36.56% 34	34.41% 32	4.30% 4	93
Sidewalk maintenance	6.45% 6	25.81% 24	34.41% 32	27.96% 26	5.38% 5	93
						558

	Don't know	Poor	Fair	Great	Excellent	Total
Storm management (storm drainage, dams, etc.)	12.90% 12	13.98% 13	35.48% 33	30.11% 28	7.53% 7	93
						558

Q15 93 responses

Please rate the quality of each of the following utilities services in Parachute:

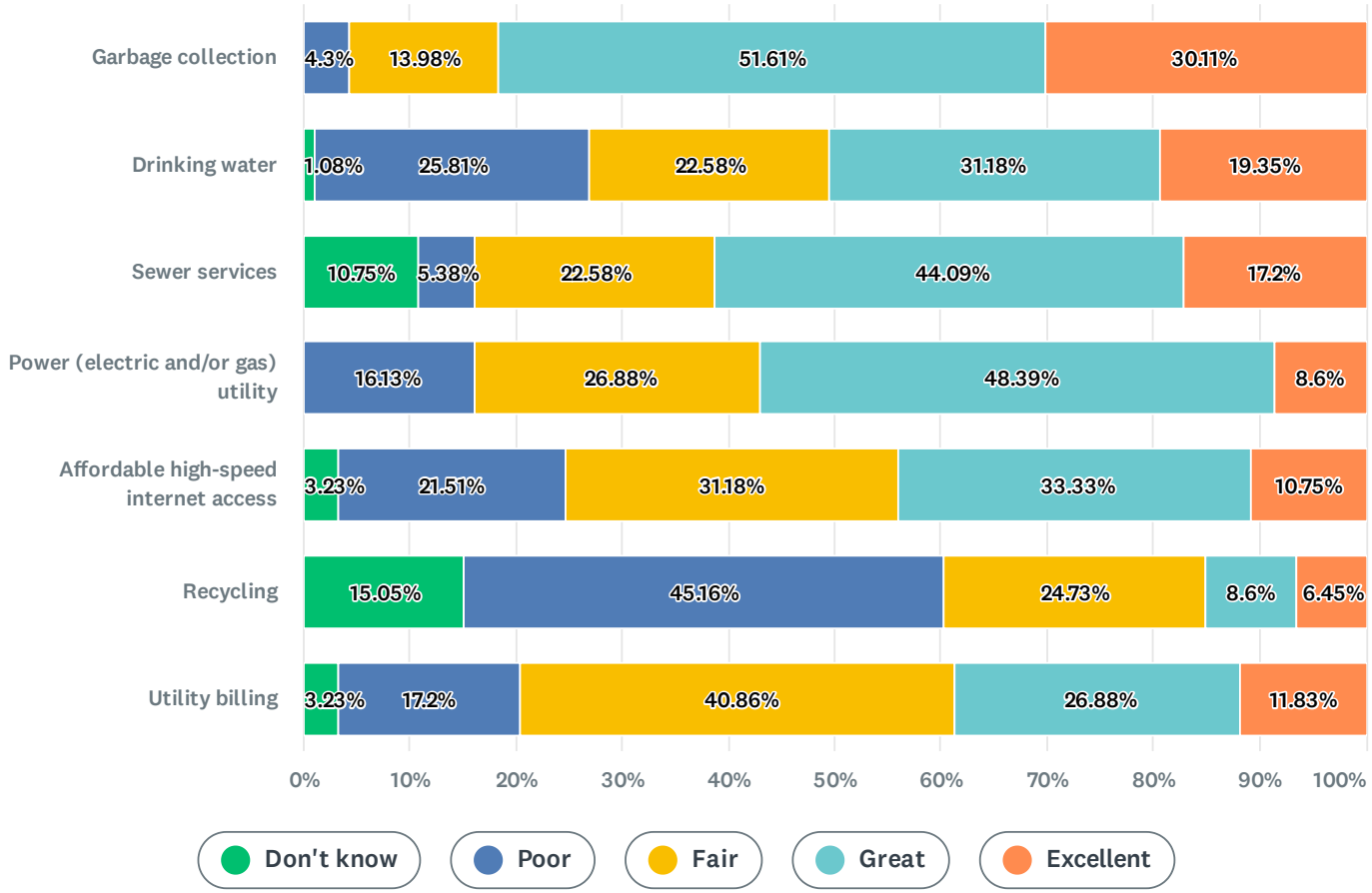

	Don't know	Poor	Fair	Great	Excellent	Total
Garbage collection	0% 0	4.30% 4	13.98% 13	51.61% 48	30.11% 28	93
Drinking water	1.08% 1	25.81% 24	22.58% 21	31.18% 29	19.35% 18	93
Sewer services	10.75% 10	5.38% 5	22.58% 21	44.09% 41	17.20% 16	93
Power (electric and/or gas) utility	0% 0	16.13% 15	26.88% 25	48.39% 45	8.60% 8	93
Affordable high-speed internet access	3.23% 3	21.51% 20	31.18% 29	33.33% 31	10.75% 10	93
						651

	Don't know	Poor	Fair	Great	Excellent	Total
Recycling	15.05% 14	45.16% 42	24.73% 23	8.60% 8	6.45% 6	93
Utility billing	3.23% 3	17.20% 16	40.86% 38	26.88% 25	11.83% 11	93
						651

Q16 93 responses

Please rate the quality of each of the following general services in Parachute:

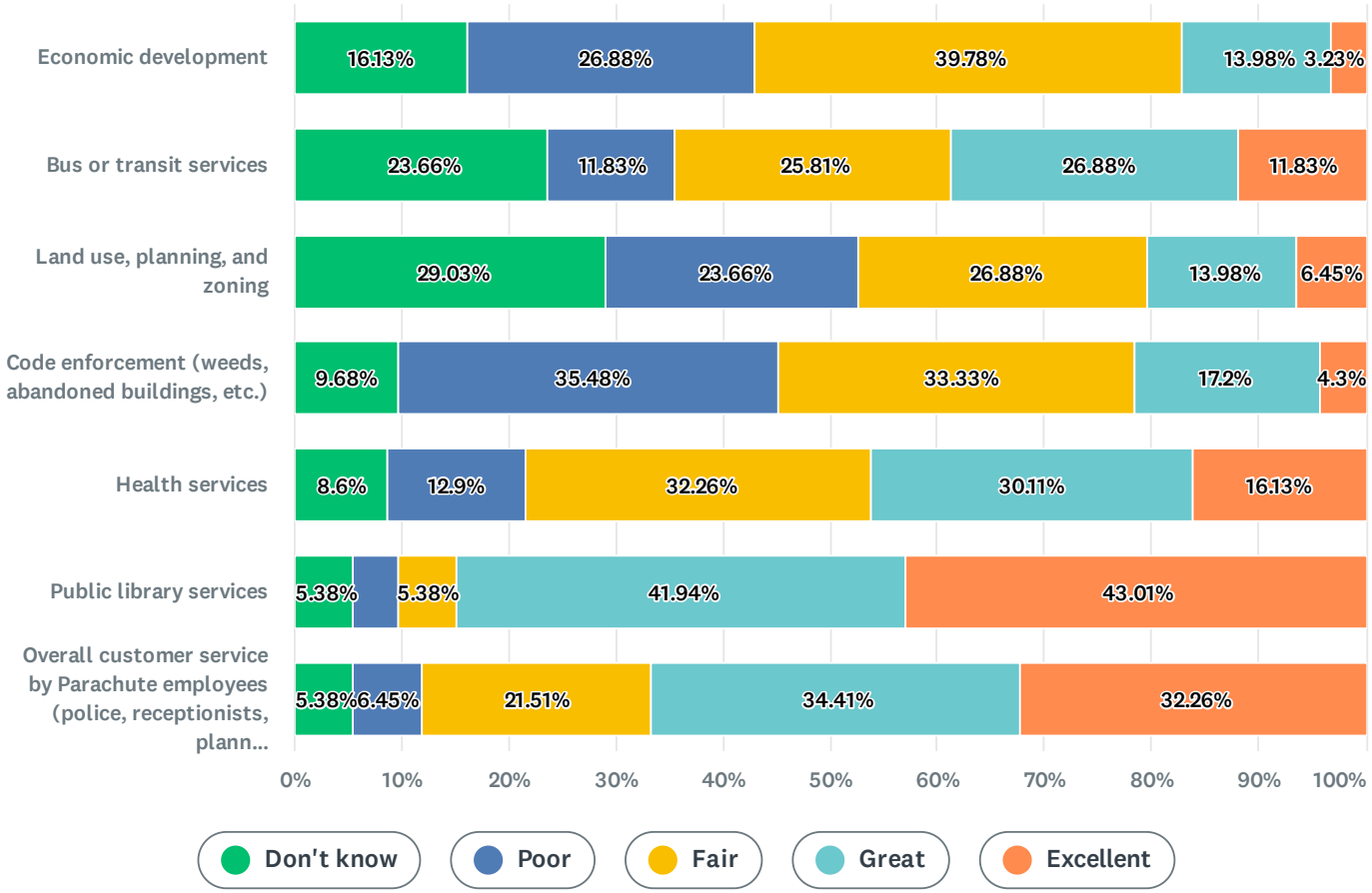

	Don't know	Poor	Fair	Great	Excellent	Total
Economic development	16.13% 15	26.88% 25	39.78% 37	13.98% 13	3.23% 3	93
Bus or transit services	23.66% 22	11.83% 11	25.81% 24	26.88% 25	11.83% 11	93
Land use, planning, and zoning	29.03% 27	23.66% 22	26.88% 25	13.98% 13	6.45% 6	93
Code enforcement (weeds, abandoned buildings, etc.)	9.68% 9	35.48% 33	33.33% 31	17.20% 16	4.30% 4	93

	651

	Don't know	Poor	Fair	Great	Excellent	Total
Health services	8.60% 8	12.90% 12	32.26% 30	30.11% 28	16.13% 15	93
Public library services	5.38% 5	4.30% 4	5.38% 5	41.94% 39	43.01% 40	93
Overall customer service by Parachute employees (police, receptionists, planners, etc.)	5.38% 5	6.45% 6	21.51% 20	34.41% 32	32.26% 30	93
						651

Q17 93 responses

Please rate the following categories of Parachute government performance:

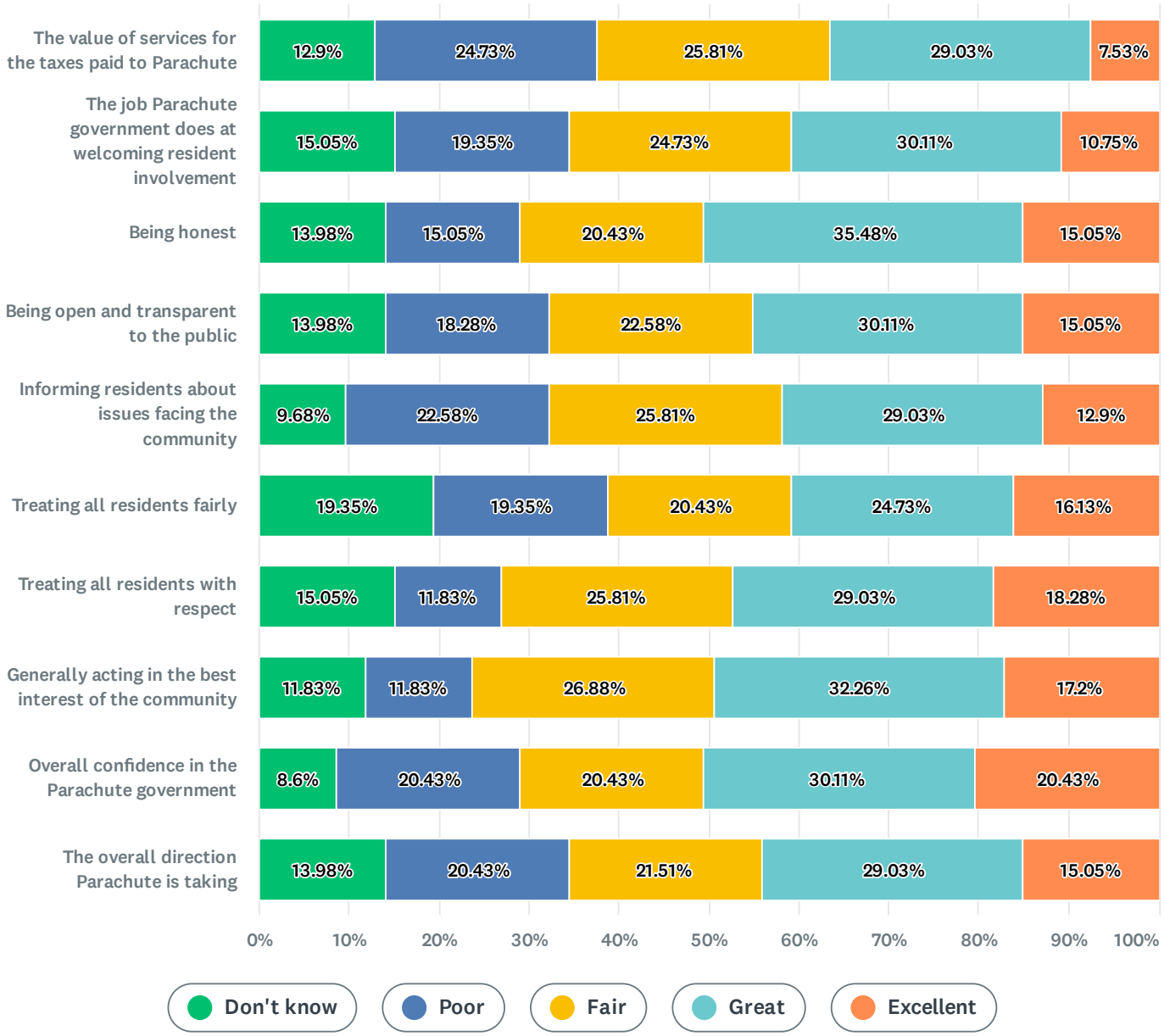

	Don't know	Poor	Fair	Great	Excellent	Total
The value of services for the taxes paid to Parachute	12.90% 12	24.73% 23	25.81% 24	29.03% 27	7.53% 7	93
						930

	Don't know	Poor	Fair	Great	Excellent	Total
The job Parachute government does at welcoming resident involvement	15.05% 14	19.35% 18	24.73% 23	30.11% 28	10.75% 10	93
Being honest	13.98% 13	15.05% 14	20.43% 19	35.48% 33	15.05% 14	93
Being open and transparent to the public	13.98% 13	18.28% 17	22.58% 21	30.11% 28	15.05% 14	93
Informing residents about issues facing the community	9.68% 9	22.58% 21	25.81% 24	29.03% 27	12.90% 12	93
Treating all residents fairly	19.35% 18	19.35% 18	20.43% 19	24.73% 23	16.13% 15	93
Treating all residents with respect	15.05% 14	11.83% 11	25.81% 24	29.03% 27	18.28% 17	93
Generally acting in the best interest of the community	11.83% 11	11.83% 11	26.88% 25	32.26% 30	17.20% 16	93
Overall confidence in the Parachute government	8.60% 8	20.43% 19	20.43% 19	30.11% 28	20.43% 19	93
The overall direction Parachute is taking	13.98% 13	20.43% 19	21.51% 20	29.03% 27	15.05% 14	93
						930

Q18 93 responses

Overall, how would you rate the quality of the services provided by the following:

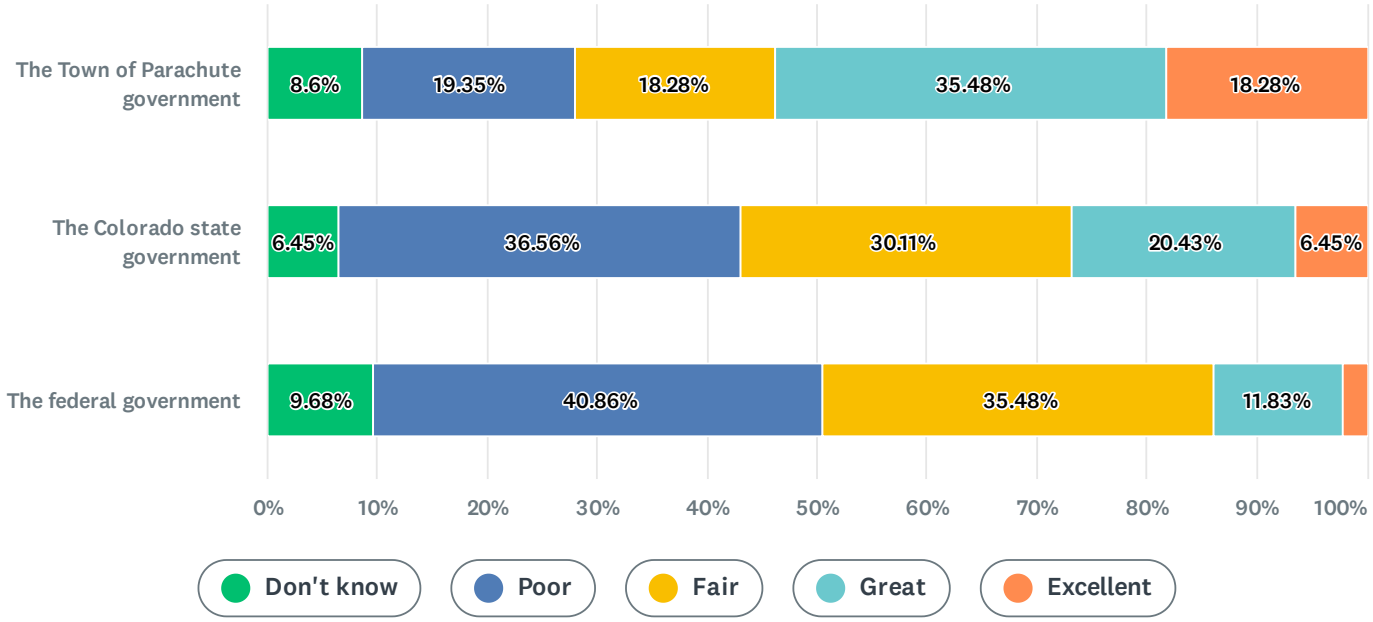

	Don't know	Poor	Fair	Great	Excellent	Total
The Town of Parachute government	8.60% 8	19.35% 18	18.28% 17	35.48% 33	18.28% 17	93
The Colorado state government	6.45% 6	36.56% 34	30.11% 28	20.43% 19	6.45% 6	93
The federal government	9.68% 9	40.86% 38	35.48% 33	11.83% 11	2.15% 2	93
						279

Q19 93 responses

Please rate how important, if at all, you think it is for the Parachute community to focus on each of the following in the coming two years:

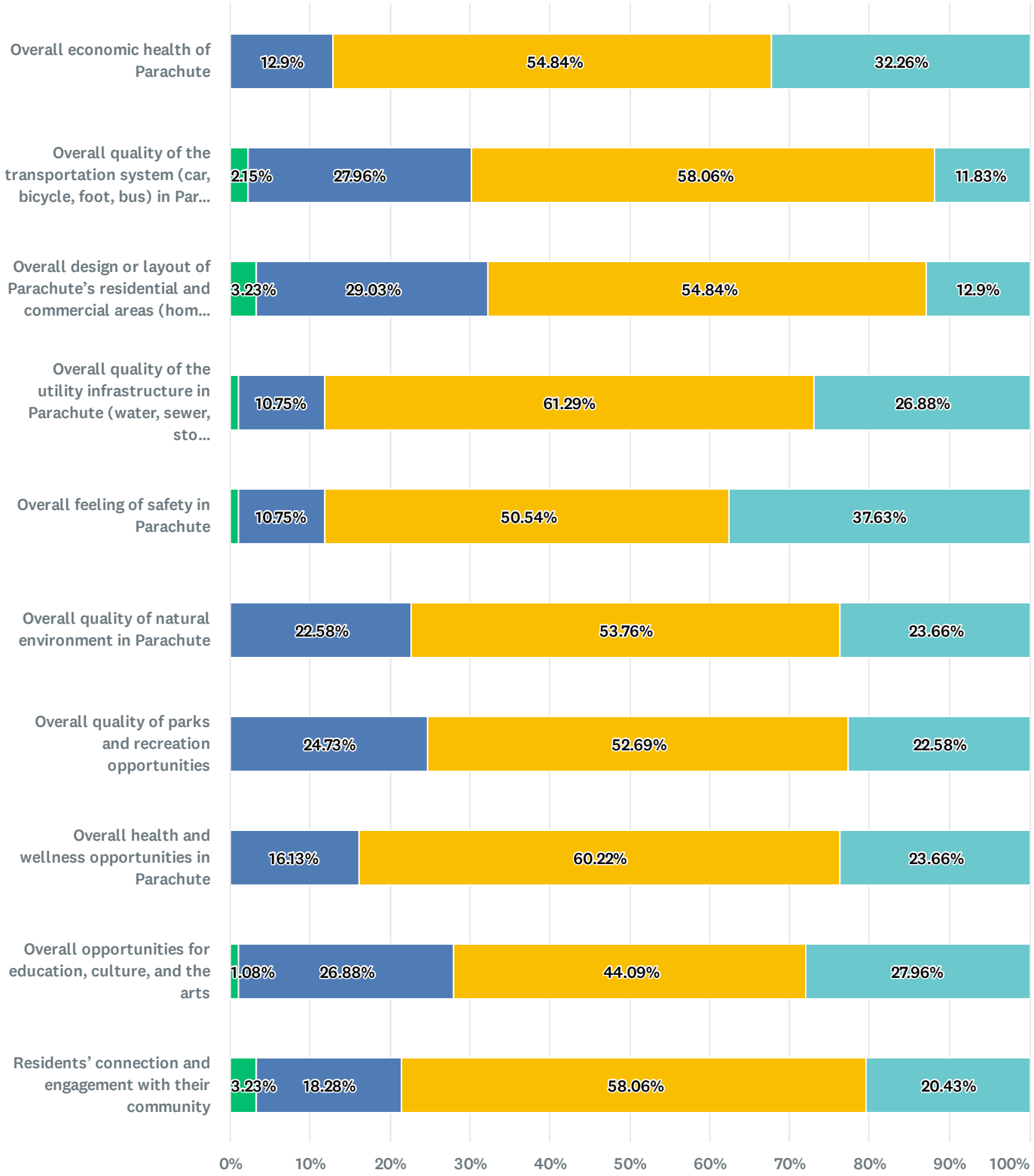

Unimportant | Somewhat important | Very Important | Essential

	Unimportant	Somewhat important	Very Important	Essential	Total
Overall economic health of Parachute	0% 0	12.90% 12	54.84% 51	32.26% 30	93
Overall quality of the transportation system (car, bicycle, foot, bus) in Parachute	2.15% 2	27.96% 26	58.06% 54	11.83% 11	93
Overall design or layout of Parachute's residential and commercial areas (homes, buildings, streets, parks, etc.)	3.23% 3	29.03% 27	54.84% 51	12.90% 12	93
Overall quality of the utility infrastructure in Parachute (water, sewer, storm water, electric/gas, broadband)	1.08% 1	10.75% 10	61.29% 57	26.88% 25	93
Overall feeling of safety in Parachute	1.08% 1	10.75% 10	50.54% 47	37.63% 35	93
Overall quality of natural environment in Parachute	0% 0	22.58% 21	53.76% 50	23.66% 22	93
Overall quality of parks and recreation opportunities	0% 0	24.73% 23	52.69% 49	22.58% 21	93
Overall health and wellness opportunities in Parachute	0% 0	16.13% 15	60.22% 56	23.66% 22	93
Overall opportunities for education, culture, and the arts	1.08% 1	26.88% 25	44.09% 41	27.96% 26	93
Residents' connection and engagement with their community	3.23% 3	18.28% 17	58.06% 54	20.43% 19	93
					930

Q20 Please share any additional comments or feedback you have regarding the Town of Parachute:

Answered: 49 Skipped: 44

Q21 93 responses

Do you live in Battlement Mesa or Parachute proper?

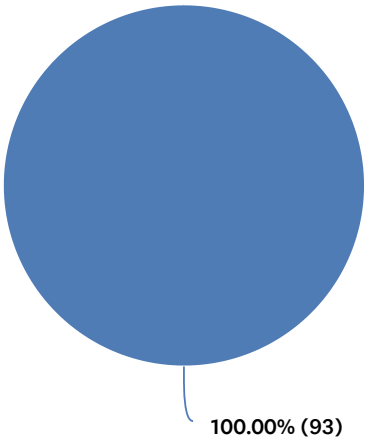

Battlement Mesa | Parachute Proper | Other (please specify)

Answer Choices	Percentage	Responses
Battlement Mesa	0%	0
Parachute Proper	100.00%	93
Other (please specify)	0%	0
Total		**93**

Q22 93 responses

How long have you lived in the community?

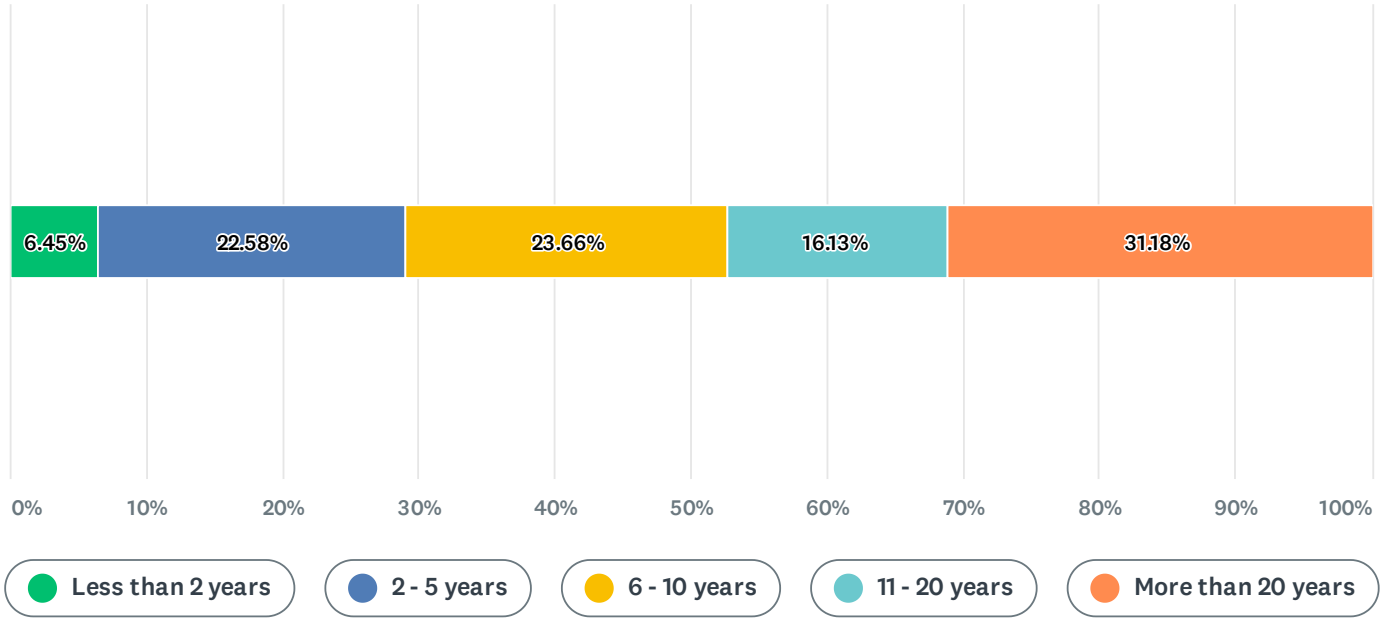

Answer Choices	Percentage	Responses
Less than 2 years	6.45%	6
2 - 5 years	22.58%	21
6 - 10 years	23.66%	22
11 - 20 years	16.13%	15
More than 20 years	31.18%	29
Total		**93**

Q23 93 responses

What is your gender?

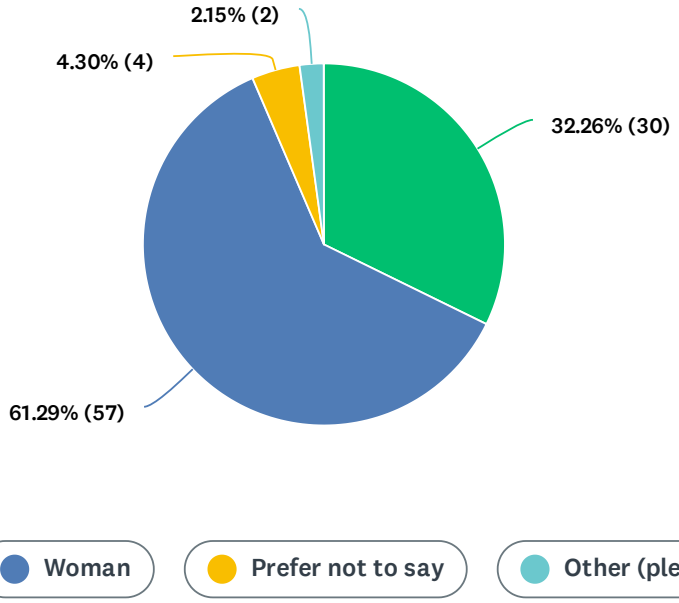

Answer Choices	Percentage	Responses
Man	32.26%	30
Woman	61.29%	57
Prefer not to say	4.30%	4
Other (please specify)	2.15%	2
Total		**93**

Q24 93 responses

What is your age?

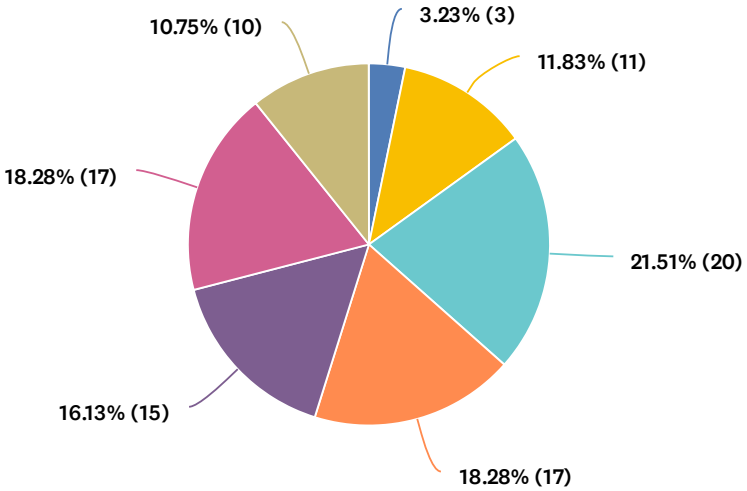

Under 18 | 18 - 24 | 25 - 34 | 35 - 44 | 45 - 54 | 55 - 64 | 65 - 74 | 75 years or older

Answer Choices	Percentage	Responses
Under 18	0%	0
18 - 24	3.23%	3
25 - 34	11.83%	11
35 - 44	21.51%	20
45 - 54	18.28%	17
55 - 64	16.13%	15
65 - 74	18.28%	17
75 years or older	10.75%	10
Total		**93**

Q25 93 responses

What is your race? (If multiracial, mark one or more races to indicate what race you consider yourself to be).

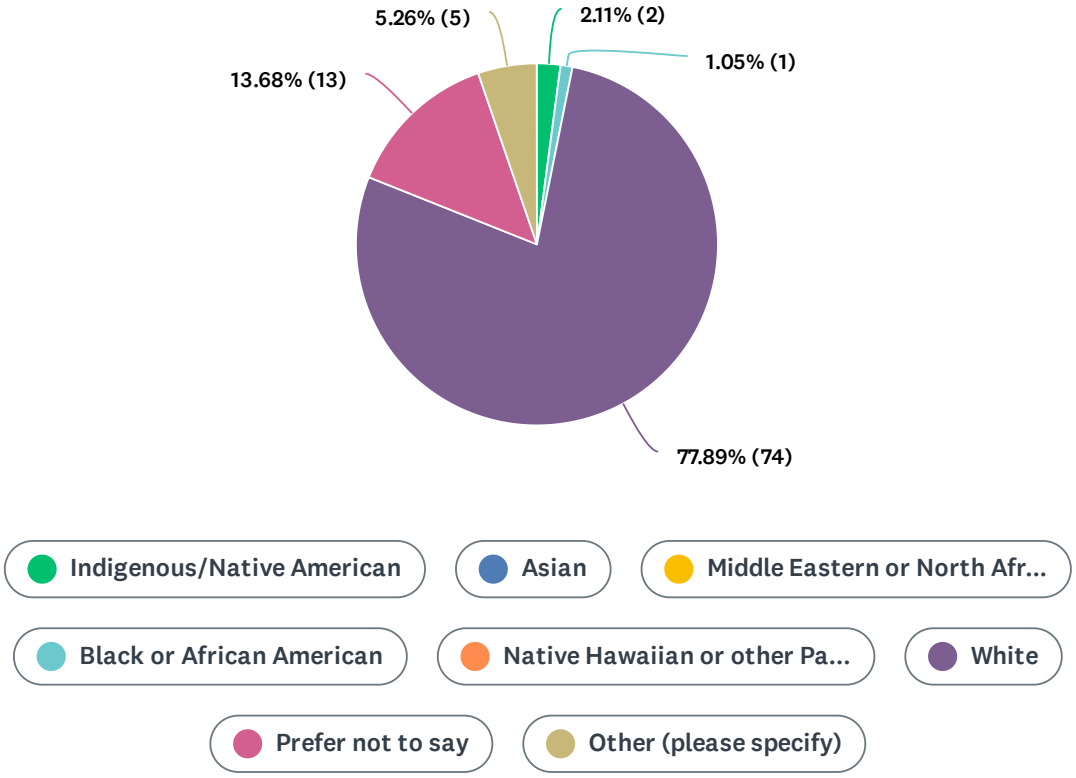

Answer Choices	Percentage	Responses
Indigenous/Native American	2.15%	2
Asian	0%	0
Middle Eastern or North African	0%	0
Black or African American	1.08%	1
Native Hawaiian or other Pacific Islander	0%	0
White	79.57%	74
Prefer not to say	13.98%	13
Other (please specify)	5.38%	5
Total		**95**

Q26 93 responses

Are you of Hispanic, Latino/a/x, or Spanish origin?

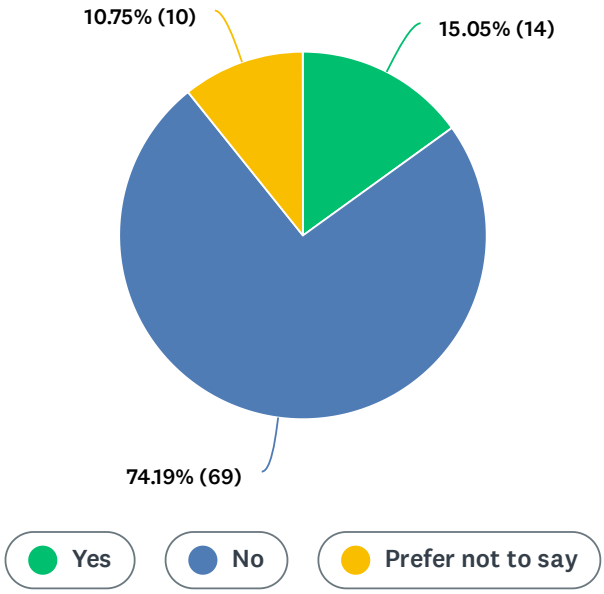

Answer Choices	Percentage	Responses
Yes	15.05%	14
No	74.19%	69
Prefer not to say	10.75%	10
Total		**93**

Q27 93 responses

How much do you anticipate your household's total income before taxes will be for the current year? (Please include in your total income money from all sources for all persons living in your household).

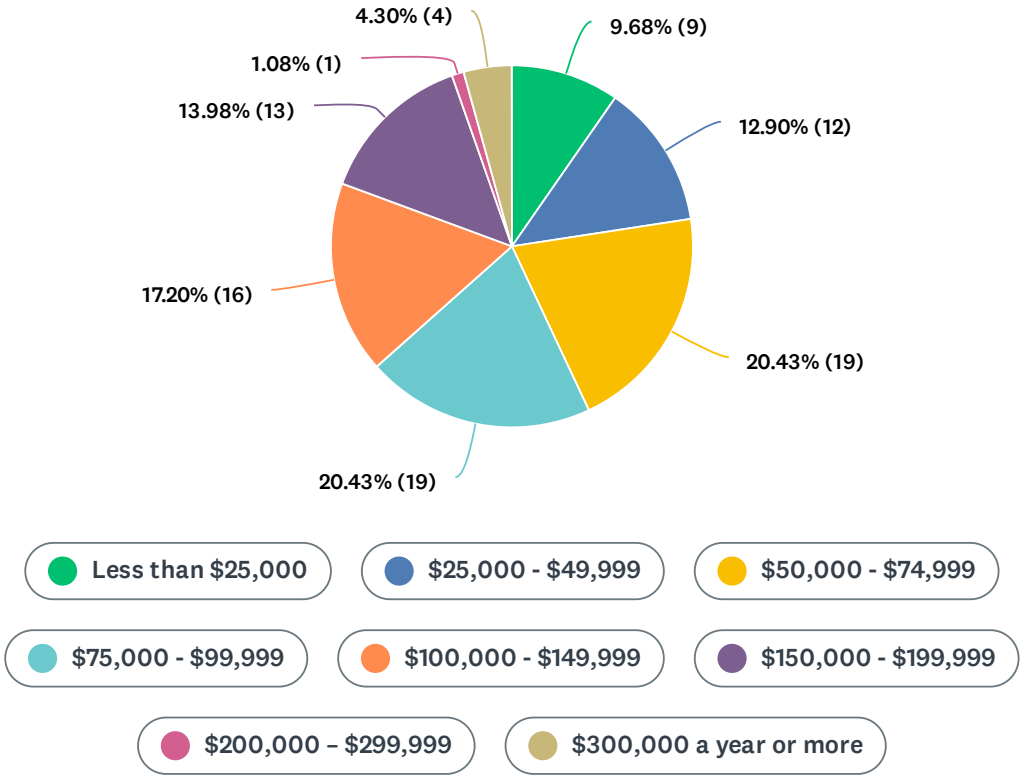

Answer Choices	Percentage	Responses
Less than $25,000	9.68%	9
$25,000 - $49,999	12.90%	12
$50,000 - $74,999	20.43%	19
$75,000 - $99,999	20.43%	19
$100,000 - $149,999	17.20%	16
$150,000 - $199,999	13.98%	13
$200,000 – $299,999	1.08%	1
$300,000 a year or more	4.30%	4
Total		**93**

Q28 93 responses

Which best describes the building you live in?

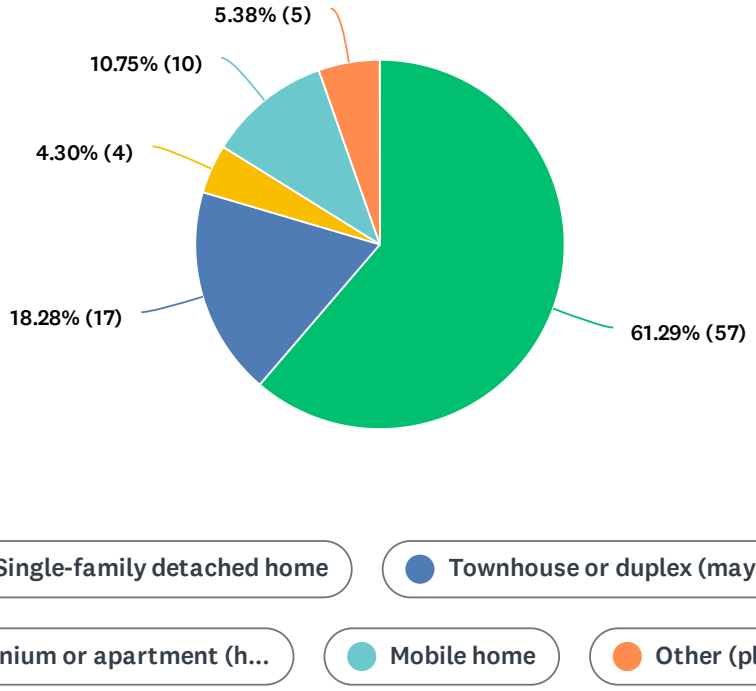

Answer Choices	Percentage	Responses
Single-family detached home	61.29%	57
Townhouse or duplex (may share walls but no units above or below you)	18.28%	17
Condominium or apartment (have units above and/or below you)	4.30%	4
Mobile home	10.75%	10
Other (please specify)	5.38%	5
Total		**93**

Q29 93 responses

Do you rent or own your home?

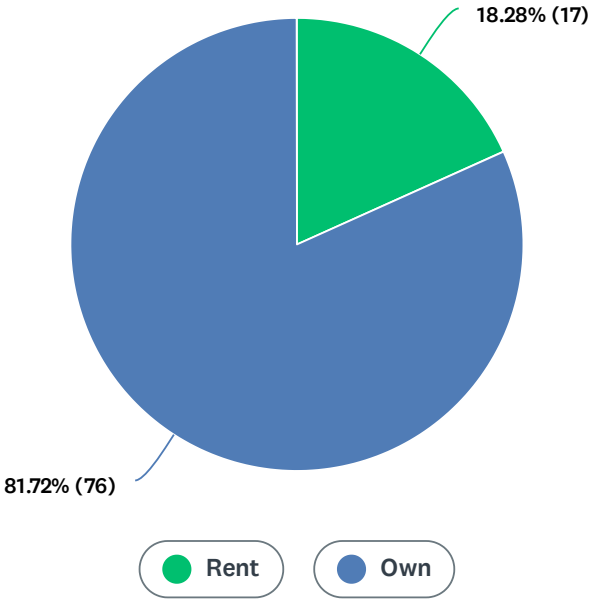

Answer Choices	Percentage	Responses
Rent	18.28%	17
Own	81.72%	76
Total		**93**

Q30 93 responses

About how much is your monthly housing cost for the place you live (including rent, mortgage payment, property tax, property insurance, and homeowners' association (HOA) fees)?

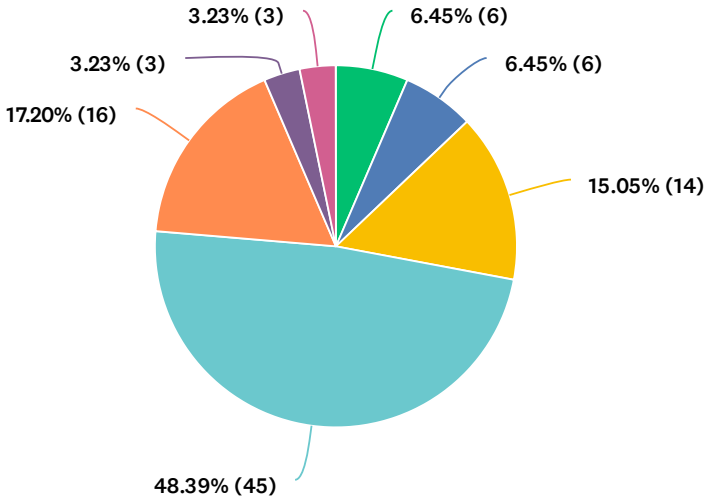

Less than $300 | $300 to $599 | $600 to $999 | $1,500 to $2,499 | $2,500 to $3,999 | $4,000 to $6,999 | $7,000 to $9,999 | $10,000 or more

Answer Choices	Percentage	Responses
Less than $300	6.45%	6
$300 to $599	6.45%	6
$600 to $999	15.05%	14
$1,500 to $2,499	48.39%	45
$2,500 to $3,999	17.20%	16
$4,000 to $6,999	3.23%	3
$7,000 to $9,999	3.23%	3
$10,000 or more	0%	0
Total		**93**

Q31 93 responses

Do any children 17 or under live in your household?

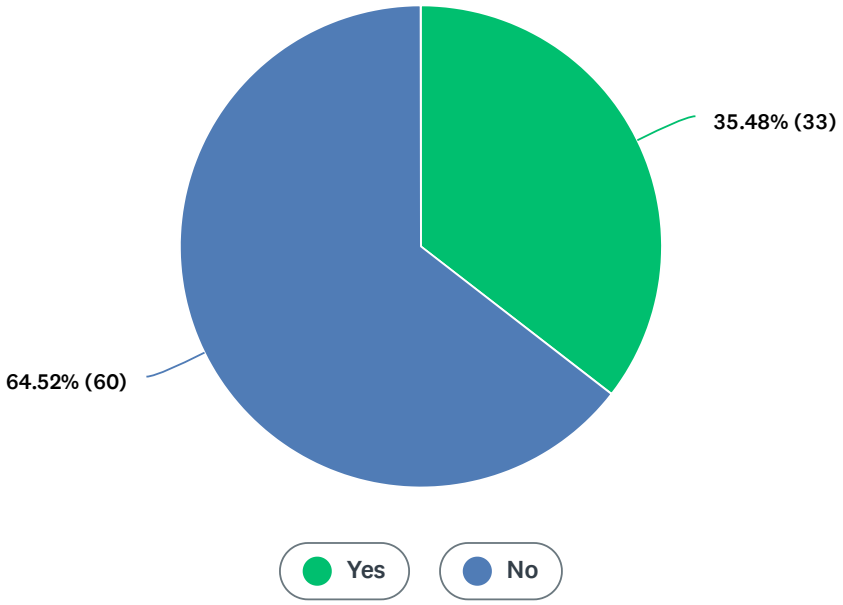

Answer Choices	Percentage	Responses
Yes	35.48%	33
No	64.52%	60
Total		**93**

Q32 93 responses

Are you or any other members of your household aged 65 or older?

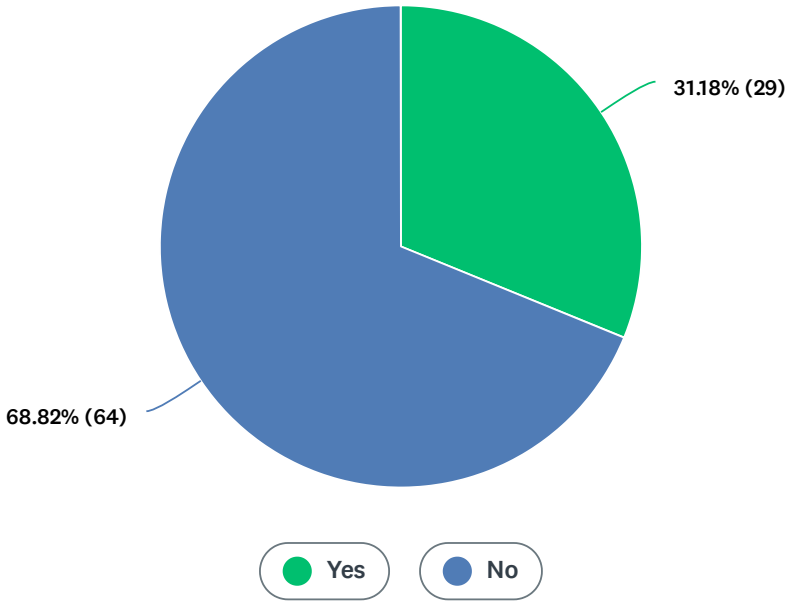

Answer Choices	Percentage	Responses
Yes	31.18%	29
No	68.82%	64
Total		**93**

Q33 93 responses

What impact do you think the economy will have on your family income in the next 6 months? Do you think the impact will be:

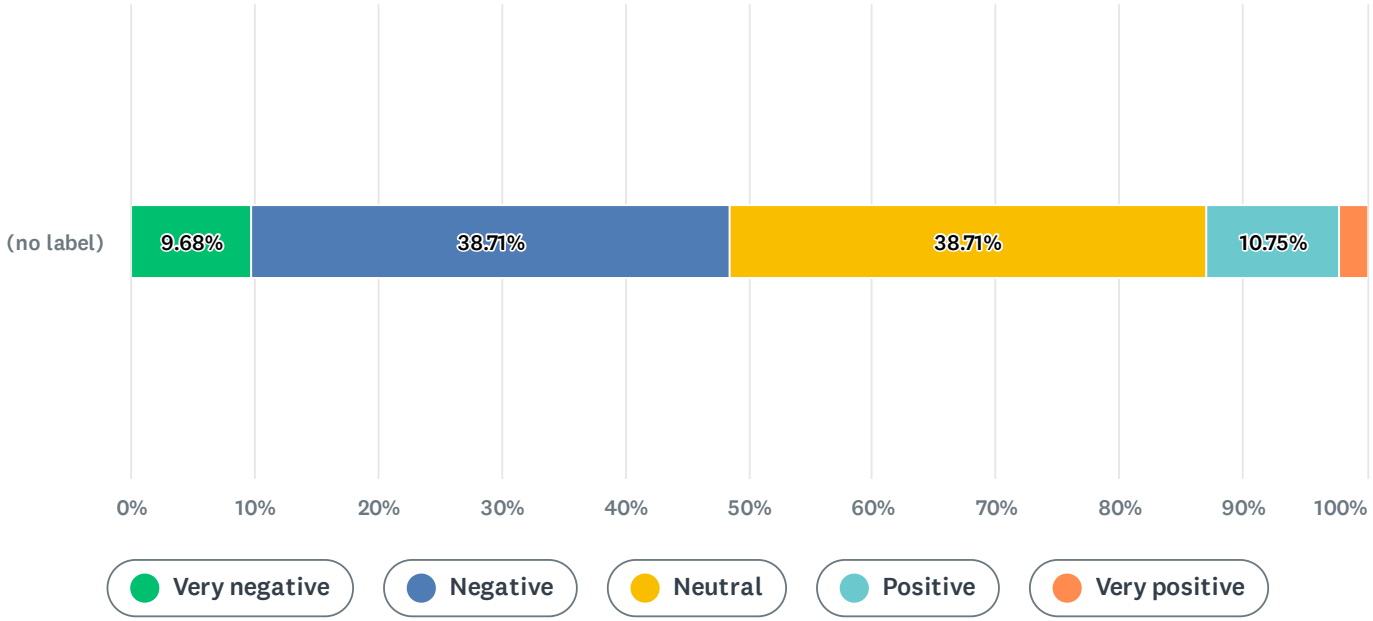

	Very negative	Negative	Neutral	Positive	Very positive	Total
(no label)	9.68% 9	38.71% 36	38.71% 36	10.75% 10	2.15% 2	93
						93

Q34 93 responses

Please rate your overall health:

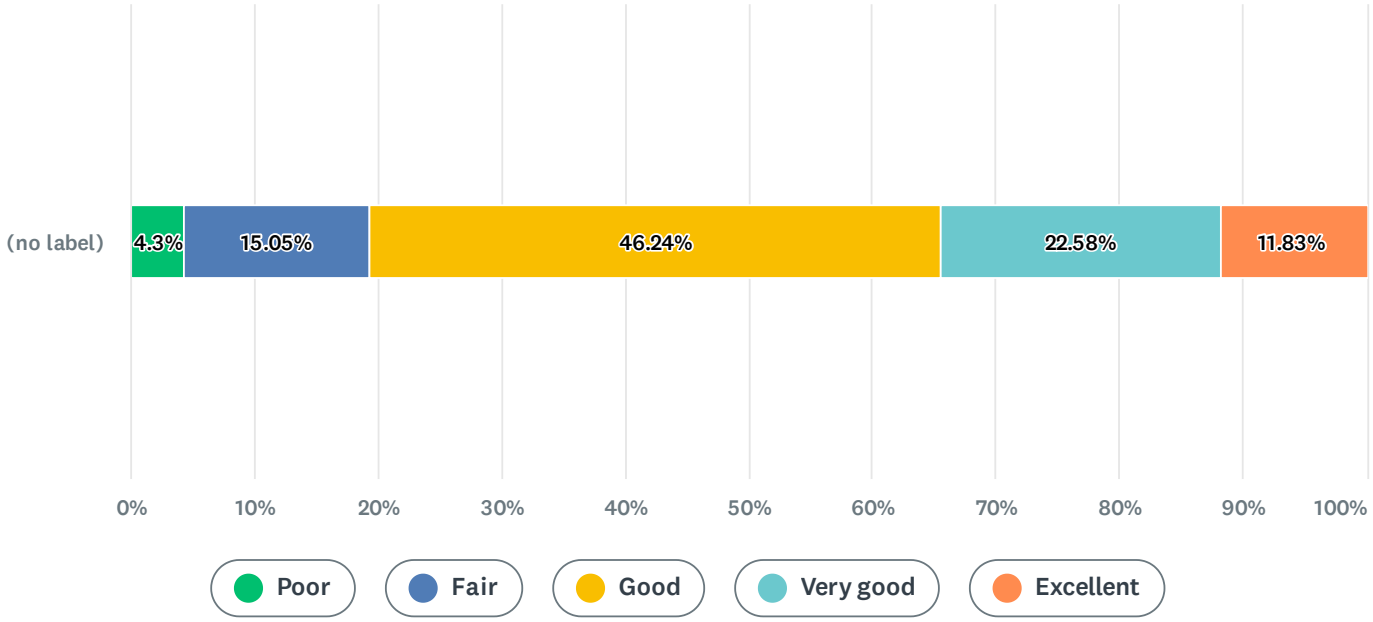

	Poor	Fair	Good	Very good	Excellent	Total
(no label)	4.30% 4	15.05% 14	46.24% 43	22.58% 21	11.83% 11	93
						93