Mayor George Deiss
Council Member Duke Harrison
Council Member Mark Lunde
Council Member Wade Miller
Council Member Mac Nelson

City of WADENA
Something is happening here....

City Council Regular Meeting Agenda
December 9, 2025
5:00 pm

1. Call to Order
A. Pledge of Allegiance

2. Roll Call

3. Consent Calendar
Notice to Public – All matters listed in the consent calendar are considered routine by the Council and will be enacted by one motion. There will be no separate discussion of these items unless good cause is shown prior to the time the Council votes on the motion to adopt the consent calendar.

A. Claims Register Summary
B. Monthly Financial Reports
C. City Council Meeting Minutes:
   a. November 12, 2025, Regular Meeting
   b. November 19, 2025, Special Meeting
   c. November 25, 2025, Enterprise Funds Work Session
   d. November 25, 2025, Special Meeting
D. Resolution 2025-53: Authorization to Execute MnDOT Airport Maintenance and Operation 2025-2026 Grant Contract
E. Resolution 2025-54: Designating Annual City Elections Polling Place
F. Resolution 2025-55: Appoint Luca Moser to Planning Commission
G. Resolution 2025-56: Renew Mike Pete to Park Board Commission
H. Action 25-72: Accept Dennis Reger's Retirement Resignation
I. Action 25-73: Accept Jayne Koranda's Retirement Resignation
J. Action 25-74: Approve Darin Lorentz to Reserve Firefighter
K. Action 25-75: Approve Liquor, Beer, and Wine Licenses
L. Action 25-76: Approve 3.2 Beer Licenses
M. Action 25-77: Approve Tobacco Licenses
N. Action 25-78: Approve Cannabis Licenses
O. Action 25-79: Approve Tattoo Licenses
P. Action 25-80: Approve Massage Licenses
Q. Action 25-81: Approve Kennel Licenses
R. Action 25-82: Approve Commercial Refuse Licenses
S. Action 25-83: Approve Commercial Salvage License
T. Action 25-84: Approve Taxicab License

4. Public Hearing
A. Truth-in-Taxation

5. New Business

A. Ordinance 257: Adopting the 2026 Fee Schedule, Second Reading
B. Resolution 2025-57: Adopting 2026 Part-Time Wages
C. Resolution 2025-58: Adopting the Final 2026 General Fund Tax Levy
D. Resolution 2025-59: Adopting Budgets for Fiscal Year Beginning January 1, 2026, and Ending December 31, 2026, All Funds Combined
E. Resolution 2025-60: Certifying 2026 Misc Unpaid Accounts Receivable Assessments
F. Resolution 2025-61: For Closure of the Airport Operational Activity in the General Fund and the Creation of a Separate Airport Special Revenue Fund Effective Calendar Year 2026
G. Action 25-85: Consider WDA and P&Z Director Seasonal Leave Request
H. Action 25-86: Consider FT Wastewater/Sewer Maintenance Worker, Class D Job Description Update, Grade Change, and Advertise Position
I. Action 25-87: Consider FT Billing Clerk/Energy Coordinator Position Advertising and Training

6. Meeting Open to the Public

7. Department Reports

A. Public Works Department
    1. Park Board Minutes
B. Utilities Department
    1. Annual Public Utilities Power Production Reports
C. Wadena Development Authority and Planning and Zoning
    1. Monthly Activity Report
    2. WDA Minutes
D. Police Department
    1. Monthly Activity Report
E. Fire Department
F. Wadena Liquor Store
G. Maslowski Wellness and Research Center
    1. Friends of the Maslowski Center Minutes
H. Whitetail Run Golf Course
I. City Administrator
J. Council Members Reports
K. Mayor's Report
L. CVB and Chamber Minutes

8. Upcoming Meetings

A. January 13, 2026, Regular City Council Meeting
B. January 20, 2026, Comprehensive City Plan Meeting

9. Adjournment

November 2025 Expense Approval Report

City of Wadena, MN

By Fund

Payable Dates 11/1/2025 - 11/30/2025

Vendor Name	Payment Date	Description (Payable)	Account Number	Account Name	Amount
Fund: 101 - GENERAL FUND					
MN DEPART OF REVENUE	11/19/2025	SALES AND USE TAX OCTOBER...	101-20803	SALES TAX	311.00
MN DEPART OF REVENUE	11/19/2025	SALES AND USE TAX OCTOBER...	101-20804	TRANSIT SALES TAX	23.00
CHAMPION HEALTH	11/28/2025	COVERAGE PERIOD 11/1/25-1...	101-21707	CHAMP PLAN	2,274.31
					2,608.31
Department: 40000 - NON DEPARTMENTAL					
WADENA HRA	11/06/2025	SETTLEMENTS	101-40000-31028	HRA TAX SETTLEMENTS	47.61
WADENA HRA	11/06/2025	SETTLEMENTS	101-40000-31028	HRA TAX SETTLEMENTS	1,570.72
WADENA HRA	11/06/2025	SETTLEMENTS	101-40000-31028	HRA TAX SETTLEMENTS	1,570.99
WADENA HRA	11/06/2025	SETTLEMENTS	101-40000-31028	HRA TAX SETTLEMENTS	18,455.05
WADENA HRA	11/06/2025	SETTLEMENTS	101-40000-31028	HRA TAX SETTLEMENTS	-353.83
WADENA HRA	11/06/2025	SETTLEMENTS	101-40000-31028	HRA TAX SETTLEMENTS	23,623.94
WEST CENTRAL TELEPHONE	11/20/2025	DEPOSIT RETURN ROW #1429...	101-40000-32240	RIGHT OF WAY PERMIT FEES	4,540.00
WEST CENTRAL TELEPHONE	11/20/2025	DEPOSIT RETURN ROW #1429...	101-40000-32240	RIGHT OF WAY PERMIT FEES	1,036.00
BPS CAPITAL MANAGEMENT, ...	11/20/2025	INVESTMENT FEES	101-40000-36210	INTEREST RECEIVED	147.49
DRASTIC MEASURES BREWING	11/21/2025	STATE & CITY LICENSE RENEW...	101-40000-32110	LIQUOR LICENSE ON & OFF	1,200.00
				Department 40000 - NON DEPARTMENTAL Total:	**51,837.97**
Department: 41100 - LEGISLATIVE					
WEST CENTRAL TELEPHONE	11/25/2025	INTERNET	101-41100-350	PRINTING, PUBLISHING & ADV.	269.83
WADENA COUNTY ATTORNEY'...	11/14/2025	OCTOBER PROSECUTIONS	101-41100-304	LEGAL FEES	1,500.00
HILLTOP REGIONAL KITCHEN	11/20/2025	2025 ANNUAL DONATION	101-41100-437	HILLTOP KITCHEN DONATION	4,000.00
WADENA AREA C.V.B	11/28/2025	AUGUST HOTEL MOTEL TAX	101-41100-340	C.V.B. PAYMENTS & EXPENSES	4,957.04
WADENA AREA C.V.B	11/28/2025	JULY HOTEL MOTEL TAX	101-41100-340	C.V.B. PAYMENTS & EXPENSES	905.10
WADENA AREA C.V.B	11/28/2025	SEPTEMBER HOTEL MOTEL TAX	101-41100-340	C.V.B. PAYMENTS & EXPENSES	665.02
				Department 41100 - LEGISLATIVE Total:	**12,296.99**
Department: 41900 - PLANNING & ZONING					
WEST CENTRAL TELEPHONE	11/25/2025	INTERNET	101-41900-200	OFFICE SUPPLIES	91.78
				Department 41900 - PLANNING & ZONING Total:	**91.78**
Department: 41920 - CITY HALL MAINTENANCE					
WEST CENTRAL TELEPHONE	11/25/2025	INTERNET	101-41920-211	CLEANING SUPPLIES	35.39
HOCKERT'S INC.	11/06/2025	LAUNDRY/RENTALS	101-41920-211	CLEANING SUPPLIES	16.00
PEPSI BEVERAGE COMPANY	11/20/2025	POP	101-41920-250	POP PURCHASES	76.65
FASTENAL COMPANY	11/20/2025	AAA BATTERIES	101-41920-400	EQUIPMENT MAINTENANCE &...	9.82
WADENA COUNTY SOLID WAS...	11/14/2025	FLOURESCENT LIGHTS	101-41920-401	BUILDING MAINTENANCE	24.30
CINTAS	11/14/2025	MEDICINE CABINET REFILL	101-41920-401	BUILDING MAINTENANCE	440.00
5 STAR DISPOSAL	11/17/2025	GARBAGE	101-41920-401	BUILDING MAINTENANCE	7.81
5 STAR DISPOSAL	11/17/2025	GARBAGE	101-41920-401	BUILDING MAINTENANCE	98.62
				Department 41920 - CITY HALL MAINTENANCE Total:	**708.59**
Department: 42100 - POLICE DEPARTMENT					
WEST CENTRAL TELEPHONE	11/25/2025	INTERNET	101-42100-201	COMPUTER SUPPORT EXPENSE	98.17
NAPA CENTRAL MN	11/20/2025	WIPER BLADES	101-42100-400	VEHICLE REPAIR & MAINTEN...	26.98
JUSTIN HAAK	11/06/2025	MEALS TZD TRAINING PRIOR ...	101-42100-331	SCHOOLS, MEETING & TRAVEL...	38.75
WADENA COUNTY SHERIFF'S ...	11/06/2025	WATCHGUARD REDACTIVE SO...	101-42100-201	COMPUTER SUPPORT EXPENSE	497.50
BRANDON PEARSON	11/20/2025	MILEAGE - CROW WING COU...	101-42100-212	MOTOR FUELS & LUBRICANTS	30.24
CORY CARR	11/06/2025	MEALS TZD CONFERENCE PRI...	101-42100-331	SCHOOLS, MEETING & TRAVEL...	61.58
WADENA COUNTY SOLID WAS...	11/14/2025	FLOURESCENT LIGHTS	101-42100-401	BUILDING MAINTENANCE	12.60
VERIZON WIRELESS	11/26/2025	7 LINES 4 SQUADS	101-42100-201	COMPUTER SUPPORT EXPENSE	164.97
VERIZON WIRELESS	11/26/2025	7 LINES 4 SQUADS	101-42100-321	TELEPHONE	263.94
CANON FINANCIAL SERVICES I...	11/28/2025	CONTRACT 11/1/25-11/30/25	101-42100-200	OFFICE SUPPLIES	40.56
NAPA CENTRAL MN	11/20/2025	BATTERY CHARGER	101-42100-400	VEHICLE REPAIR & MAINTEN...	41.79
HEARTLAND TIRE INC	11/28/2025	2025 FORD INTERCEPTOR- M...	101-42100-400	VEHICLE REPAIR & MAINTEN...	811.95
SHI INTERNATIONAL CORP	11/14/2025	RECEIPT PRINTER	101-42100-201	COMPUTER SUPPORT EXPENSE	320.39
SHI INTERNATIONAL CORP	11/28/2025	GAMBER-JOHNSON LITE VEHI...	101-42100-201	COMPUTER SUPPORT EXPENSE	1,115.83

Vendor Name	Payment Date	Description (Payable)	Account Number	Account Name	Amount
CITY OF WADENA	11/22/2025	UTILITY CHARGES	101-42100-380	UTILITIES	280.75
				Department 42100 - POLICE DEPARTMENT Total:	**3,806.00**
Department: 42200 - FIRE DEPARTMENT					
WEST CENTRAL TELEPHONE	11/25/2025	INTERNET	101-42200-200	OFFICE SUPPLIES	83.28
MARS SUPPLY	11/14/2025	FINANCE CHARGE FIRE DEPT	101-42200-210	FIREFIGHTING SUPPLIES & EQ...	5.60
NAPA CENTRAL MN	11/20/2025	AUTOLITE SINGLE PLATINUM ...	101-42200-400	EQUIPMENT REPAIR & MAINT...	4.94
HEARTLAND TIRE INC	11/14/2025	FIRE TRUCK TIRES	101-42200-400	EQUIPMENT REPAIR & MAINT...	5,108.48
NAPA CENTRAL MN	11/20/2025	SPARK PLUGS	101-42200-400	EQUIPMENT REPAIR & MAINT...	44.46
MINNESOTA ENERGY RESOUR...	11/20/2025	ELECTRIC	101-42200-380	UTILITIES	69.99
NAPA CENTRAL MN	11/20/2025	BRACKET CONNECTOR	101-42200-400	EQUIPMENT REPAIR & MAINT...	26.17
MN STATE FIRE DEPT ASSOC	11/14/2025	2026 MSFDA MEMBERSHIP D...	101-42200-433	DUES & SUBSCRIPTIONS	290.00
NW REGIONAL FIREFIGHTER'S ...	11/14/2025	2026 NW FIREFIGHTERS ASSO...	101-42200-433	DUES & SUBSCRIPTIONS	100.00
AW REPAIR LLC	11/14/2025	INSPECT 5 FIRE TRUCKS PUMP...	101-42200-400	EQUIPMENT REPAIR & MAINT...	525.00
WEBER'S WADENA HARDWARE	11/14/2025	ROASTER TOTES CAN OPENER...	101-42200-211	GENERAL SUPPLIES	453.90
WEBER'S WADENA HARDWARE	11/14/2025	BLEACH 10-24-25	101-42200-211	GENERAL SUPPLIES	7.19
CITY OF WADENA	11/22/2025	UTILITY CHARGES	101-42200-380	UTILITIES	221.97
CITY OF WADENA	11/22/2025	UTILITY CHARGES	101-42200-380	UTILITIES	280.75
CITY OF WADENA	11/22/2025	UTILITY CHARGES	101-42200-380	UTILITIES	56.75
				Department 42200 - FIRE DEPARTMENT Total:	**7,278.48**
Department: 43100 - GENERAL ROADWAY MAINTENAN					
WEST CENTRAL TELEPHONE	11/20/2025	INTERNET	101-43100-200	OFFICE SUPPLIES	50.00
LOCATORS & SUPPLIES INC	11/06/2025	SAFETY GLASSES	101-43100-210	GENERAL SUPPLIES	142.15
DAN KOVAR	11/06/2025	CLOTHING ALLOWANCE	101-43100-417	UNIFORMS	210.01
CINTAS	11/20/2025	MEDICINE CABINET REFILL PU...	101-43100-210	GENERAL SUPPLIES	165.72
LEFTY'S REPAIR INC	11/28/2025	B&C OIL 2-CYCLE OIL	101-43100-315	SANITATION (SHADE TREE)	49.93
HEARTLAND TIRE INC	11/28/2025	REPAIR LEAKING TIRE	101-43100-400	EQUIPMENT REPAIR & MAINT...	37.80
DUSTIN DENNY	11/28/2025	CLOTHING REIMBURSEMENT -...	101-43100-417	UNIFORMS	205.49
				Department 43100 - GENERAL ROADWAY MAINTENAN Total:	**861.10**
Department: 43115 - STREET SHOP MAINTENANCE					
WEST CENTRAL TELEPHONE	11/20/2025	INTERNET	101-43115-200	OFFICE SUPPLIES	50.00
WEST CENTRAL TELEPHONE	11/25/2025	INTERNET	101-43115-200	OFFICE SUPPLIES	116.77
NAPA CENTRAL MN	11/20/2025	FLOOR DRY	101-43115-220	REPAIR & MAINTENANCE SUP...	27.82
HOCKERT'S INC.	11/06/2025	LAUNDRY/RENTALS	101-43115-210	GENERAL SUPPLIES	74.00
NAPA CENTRAL MN	11/20/2025	GREASE FITTING	101-43115-210	GENERAL SUPPLIES	18.90
MINNESOTA ENERGY RESOUR...	11/20/2025	ELECTRIC	101-43115-380	UTILITIES	23.00
KIMBALL MIDWEST	11/28/2025	GREASE MOTIVE-POWER CRY...	101-43115-210	GENERAL SUPPLIES	220.44
FASTENAL COMPANY	11/28/2025	NUTS BOLTS WASHERS	101-43115-210	GENERAL SUPPLIES	81.98
CITY OF WADENA	11/22/2025	UTILITY CHARGES	101-43115-380	UTILITIES	852.45
				Department 43115 - STREET SHOP MAINTENANCE Total:	**1,465.36**
Department: 43122 - UNPAVED STREETS/ALLEYS					
HEARTLAND TIRE INC	11/28/2025	MOUNT & INSTALL 2 TIRES	101-43122-400	EQUIPMENT REPAIR & MAINT...	5,590.08
				Department 43122 - UNPAVED STREETS/ALLEYS Total:	**5,590.08**
Department: 43125 - SNOW & ICE REMOVAL					
LITTLE FALLS MACHINE INC	11/28/2025	ZINC - WING BOLT	101-43125-400	EQUIPMENT REPAIR & MAINT...	114.62
HEARTLAND TIRE INC	11/28/2025	ALIGNMENT 2016 FORD F-250...	101-43125-400	EQUIPMENT REPAIR & MAINT...	107.95
				Department 43125 - SNOW & ICE REMOVAL Total:	**222.57**
Department: 43126 - STREET EQUIPMENT MNT					
NAPA CENTRAL MN	11/20/2025	COUPLING	101-43126-400	EQUIPMENT REPAIR & MAINT...	14.55
O'REILLY AUTOMOTIVE INC.	11/14/2025	WRENCH TAP SKT TIE ROD TO...	101-43126-400	EQUIPMENT REPAIR & MAINT...	230.97
O'REILLY AUTOMOTIVE INC.	11/14/2025	TIRE ROD TOOL RENTAL RETU...	101-43126-400	EQUIPMENT REPAIR & MAINT...	-94.99
				Department 43126 - STREET EQUIPMENT MNT Total:	**150.53**
Department: 43170 - PARKING LOTS					
WADENA ASPHALT INC	11/06/2025	FINES SAND	101-43170-228	PATCHING MATERIAL	130.00
WADENA ASPHALT INC	11/20/2025	ROAD SURFACING MATERIAL	101-43170-228	PATCHING MATERIAL	310.00
				Department 43170 - PARKING LOTS Total:	**440.00**

Vendor Name	Payment Date	Description (Payable)	Account Number	Account Name	Amount
Department: 43220 - STREET CLEANING					
AUTO VALUE WADENA	11/20/2025	QC URETHANE PLASTICWELD ...	101-43220-400	EQUIPMENT REPAIR & MAINT...	37.97
				Department 43220 - STREET CLEANING Total:	**37.97**
Department: 43230 - WASTE (REFUSE) COLLECTION					
WADENA COUNTY SOLID WAS...	11/20/2025	TIRES - PUBLIC WORKS	101-43230-305	DUMPING FEES	56.00
WADENA COUNTY SOLID WAS...	11/20/2025	DEMO - PUBLIC WORKS	101-43230-305	DUMPING FEES	33.00
5 STAR DISPOSAL	11/17/2025	GARBAGE	101-43230-305	DUMPING FEES	274.77
5 STAR DISPOSAL	11/17/2025	GARBAGE	101-43230-305	DUMPING FEES	181.07
5 STAR DISPOSAL	11/17/2025	GARBAGE	101-43230-305	DUMPING FEES	135.80
5 STAR DISPOSAL	11/17/2025	GARBAGE	101-43230-305	DUMPING FEES	98.62
5 STAR DISPOSAL	11/17/2025	GARBAGE	101-43230-305	DUMPING FEES	98.62
				Department 43230 - WASTE (REFUSE) COLLECTION Total:	**877.88**
Department: 45122 - SKATING RINKS					
CITY OF WADENA	11/22/2025	UTILITY CHARGES	101-45122-380	UTILITIES	65.09
				Department 45122 - SKATING RINKS Total:	**65.09**
Department: 45124 - PLAYGROUNDS					
CITY OF WADENA	11/22/2025	UTILITY CHARGES	101-45124-380	UTILITIES	18.91
CITY OF WADENA	11/22/2025	UTILITY CHARGES	101-45124-380	UTILITIES	17.57
CITY OF WADENA	11/22/2025	UTILITY CHARGES	101-45124-380	UTILITIES	521.06
CITY OF WADENA	11/22/2025	UTILITY CHARGES	101-45124-380	UTILITIES	11.61
CITY OF WADENA	11/22/2025	UTILITY CHARGES	101-45124-380	UTILITIES	60.56
				Department 45124 - PLAYGROUNDS Total:	**629.71**
Department: 45130 - WADING POOL					
CITY OF WADENA	11/22/2025	UTILITY CHARGES	101-45130-380	UTILITIES	107.14
CITY OF WADENA	11/22/2025	UTILITY CHARGES	101-45130-380	UTILITIES	99.72
				Department 45130 - WADING POOL Total:	**206.86**
Department: 45150 - CAMPGROUND					
VERIZON WIRELESS	11/24/2025	2 LINES 2iPADS	101-45150-220	REPAIR & MAINTENANCE SUP...	40.01
CITY OF WADENA	11/22/2025	UTILITY CHARGES	101-45150-380	UTILITIES	22.04
CITY OF WADENA	11/22/2025	UTILITY CHARGES	101-45150-380	UTILITIES	410.32
CITY OF WADENA	11/22/2025	UTILITY CHARGES	101-45150-380	UTILITIES	170.28
MN DEPT OF HEALTH	11/28/2025	2026 LICENSE RENEWAL APPL...	101-45150-433	DUES & SUBSCRIPTIONS	703.00
				Department 45150 - CAMPGROUND Total:	**1,345.65**
Department: 45200 - PARKS					
WEST CENTRAL TELEPHONE	11/20/2025	INTERNET	101-45200-200	OFFICE SUPPLIES	25.00
JOHN WEGSCHEID	11/06/2025	13 BALES	101-45200-217	OPERATING SUPPLIES-ANIMAL..	585.00
MTI DISTRIBUTING	11/14/2025	FAN BLOWER THERMOSTAT ...	101-45200-400	EQUIPMENT REPAIR & MAINT...	593.53
TODD WADENA ELECTRIC CO...	11/25/2025	ELECTRIC	101-45200-380	UTILITIES	39.90
HEARTLAND TIRE INC	11/14/2025	MOVER TIRE REPAIR	101-45200-400	EQUIPMENT REPAIR & MAINT...	45.36
MN DNR ECOLOGICAL & WAT...	11/28/2025	WATER PERMIT INVOICE	101-45200-433	DUES AND SUBSCRIPTIONS	717.50
CITY OF WADENA	11/22/2025	UTILITY CHARGES	101-45200-380	UTILITIES	162.18
CITY OF WADENA	11/22/2025	UTILITY CHARGES	101-45200-380	UTILITIES	32.62
CITY OF WADENA	11/22/2025	UTILITY CHARGES	101-45200-380	UTILITIES	37.66
CITY OF WADENA	11/22/2025	UTILITY CHARGES	101-45200-380	UTILITIES	39.93
CITY OF WADENA	11/22/2025	UTILITY CHARGES	101-45200-380	UTILITIES	131.66
CITY OF WADENA	11/22/2025	UTILITY CHARGES	101-45200-380	UTILITIES	31.60
CITY OF WADENA	11/22/2025	UTILITY CHARGES	101-45200-380	UTILITIES	13.66
CITY OF WADENA	11/22/2025	UTILITY CHARGES	101-45200-380	UTILITIES	53.28
CITY OF WADENA	11/22/2025	UTILITY CHARGES	101-45200-380	UTILITIES	34.86
CITY OF WADENA	11/22/2025	UTILITY CHARGES	101-45200-380	UTILITIES	80.79
MN DEPT OF NATURAL RESO...	11/28/2025	2026 ANNUAL INSPECTION FE...	101-45200-433	DUES AND SUBSCRIPTIONS	250.00
				Department 45200 - PARKS Total:	**2,874.53**
Department: 45500 - LIBRARY					
MINNESOTA ENERGY RESOUR...	11/20/2025	ELECTRIC	101-45500-380	UTILITIES	351.72
WADENA COUNTY SOLID WAS...	11/14/2025	FLOURESCENT LIGHTS	101-45500-220	BUILDING REPAIR & MAINTE...	6.90
HENRICKSEN	11/14/2025	6 CHAIRS	101-45500-470	LIBRARY GIFTS & DONATIONS ...	1,008.00
CITY OF WADENA	11/22/2025	UTILITY CHARGES	101-45500-380	UTILITIES	771.91

Vendor Name	Payment Date	Description (Payable)	Account Number	Account Name	Amount
FASTENAL COMPANY	11/28/2025	BATTERIES AA 9V	101-45500-200	OFFICE SUPPLIES	33.58
				Department 45500 - LIBRARY Total:	**2,172.11**
Department: 49300 - AIRPORT					
MIDWEST MACHINERY CO	11/06/2025	HYDRAULIC FILTER OIL FILTER ...	101-49300-220	REPAIR & MAINTENANCE SUP...	247.56
NAPA CENTRAL MN	11/20/2025	8MXTXREEL HOSE FITTINGS	101-49300-400	EQUIPMENT REPAIR & MAINT...	58.98
TODD WADENA ELECTRIC CO...	11/25/2025	ELECTRIC	101-49300-380	UTILITIES	402.08
TODD WADENA ELECTRIC CO...	11/25/2025	ELECTRIC	101-49300-380	UTILITIES	267.21
TODD WADENA ELECTRIC CO...	11/25/2025	ELECTRIC	101-49300-380	UTILITIES	120.99
TREASURER, STATE OF MINNE...	11/20/2025	WADENA MUNICIPAL AIRPORT...	101-49300-433	DUES & SUBSCRIPTIONS	15.00
				Department 49300 - AIRPORT Total:	**1,111.82**
Department: 49350 - UNALLOCATED					
ST. JOHN'S EVANGELICAL LUT...	11/28/2025	COMMUNITY MEALS	101-49350-457	DONATION (FISCAL) EXPENSE ...	971.81
WADENA AREA CHAMBER OF ...	11/28/2025	DONATION - BRAD & ANDREA...	101-49350-457	DONATION (FISCAL) EXPENSE ...	1,000.00
CHAMPION HEALTH	11/28/2025	COVERAGE PERIOD 11/1/25-1...	101-49350-360	CHAMP INSURANCE EXPENSE	189.69
				Department 49350 - UNALLOCATED Total:	**2,161.50**
Department: 49370 - DEVELOPMENT AUTHORITY					
WEST CENTRAL TELEPHONE	11/25/2025	INTERNET	101-49370-200	OFFICE SUPPLIES	66.78
LARRY'S FAMILY PIZZA	11/14/2025	PIZZA WDA MEETING	101-49370-331	SCHOOLS, MEETING & TRAVEL...	78.95
				Department 49370 - DEVELOPMENT AUTHORITY Total:	**145.73**
Department: 49400 - CAPITAL PURCHASES					
FERGUS FALLS GRANITE INC.	11/28/2025	LEGACY TREE MEMORIAL LANE	101-49400-530	PARK BUILDINGS & STRUCTUR...	1,376.93
				Department 49400 - CAPITAL PURCHASES Total:	**1,376.93**
				Fund 101 - GENERAL FUND Total:	**100,363.54**
Fund: 204 - LIBRARY ENDOWMENT FUND					
Department: 40000 - NON DEPARTMENTAL					
BPS CAPITAL MANAGEMENT, ...	11/20/2025	INVESTMENT FEES	204-40000-36210	INTEREST EARNINGS	1.16
				Department 40000 - NON DEPARTMENTAL Total:	**1.16**
				Fund 204 - LIBRARY ENDOWMENT FUND Total:	**1.16**
Fund: 205 - PINEWOOD ESTATES					
Department: 40000 - NON DEPARTMENTAL					
BPS CAPITAL MANAGEMENT, ...	11/20/2025	INVESTMENT FEES	205-40000-36210	INTEREST EARNINGS	-38.10
				Department 40000 - NON DEPARTMENTAL Total:	**-38.10**
				Fund 205 - PINEWOOD ESTATES Total:	**-38.10**
Fund: 207 - WDA REVOLVING LOAN FUND					
Department: 40000 - NON DEPARTMENTAL					
BPS CAPITAL MANAGEMENT, ...	11/20/2025	INVESTMENT FEES	207-40000-36210	INTEREST EARNINGS	33.80
				Department 40000 - NON DEPARTMENTAL Total:	**33.80**
Department: 46500 - LOAN FUND EXPENSES					
CHRISTOPHER RUSSELL	11/14/2025	MJJR LOAN PROCEEDS	207-46500-437	DEVELOPMENT LOAN EXPENS...	10,599.45
				Department 46500 - LOAN FUND EXPENSES Total:	**10,599.45**
				Fund 207 - WDA REVOLVING LOAN FUND Total:	**10,633.25**
Fund: 208 - WDA LOAN FUND					
Department: 40000 - NON DEPARTMENTAL					
BPS CAPITAL MANAGEMENT, ...	11/20/2025	INVESTMENT FEES	208-40000-36210	INTEREST INCOME	1.62
				Department 40000 - NON DEPARTMENTAL Total:	**1.62**
				Fund 208 - WDA LOAN FUND Total:	**1.62**
Fund: 209 - UNRESTRICTED MIF RLF					
Department: 40000 - NON DEPARTMENTAL					
BPS CAPITAL MANAGEMENT, ...	11/20/2025	INVESTMENT FEES	209-40000-36210	INTEREST EARNINGS	3.88
				Department 40000 - NON DEPARTMENTAL Total:	**3.88**
				Fund 209 - UNRESTRICTED MIF RLF Total:	**3.88**

Vendor Name	Payment Date	Description (Payable)	Account Number	Account Name	Amount
Fund: 210 - MIF REVOLVING LOAN FUND					
Department: 40000 - NON DEPARTMENTAL					
BPS CAPITAL MANAGEMENT, ...	11/20/2025	INVESTMENT FEES	210-40000-36210	INTEREST EARNINGS	2.84
				Department 40000 - NON DEPARTMENTAL Total:	**2.84**
				Fund 210 - MIF REVOLVING LOAN FUND Total:	**2.84**
Fund: 211 - MIF RLF #2					
Department: 40000 - NON DEPARTMENTAL					
BPS CAPITAL MANAGEMENT, ...	11/20/2025	INVESTMENT FEES	211-40000-36210	INTEREST EARNINGS	17.96
				Department 40000 - NON DEPARTMENTAL Total:	**17.96**
				Fund 211 - MIF RLF #2 Total:	**17.96**
Fund: 212 - SCDG COMMERCIAL FUND					
Department: 40000 - NON DEPARTMENTAL					
BPS CAPITAL MANAGEMENT, ...	11/20/2025	INVESTMENT FEES	212-40000-36210	INTEREST EARNINGS	3.76
				Department 40000 - NON DEPARTMENTAL Total:	**3.76**
				Fund 212 - SCDG COMMERCIAL FUND Total:	**3.76**
Fund: 213 - SCDG COMMERCIAL 2021					
Department: 40000 - NON DEPARTMENTAL					
BPS CAPITAL MANAGEMENT, ...	11/20/2025	INVESTMENT FEES	213-40000-36210	INTEREST EARNINGS	0.69
				Department 40000 - NON DEPARTMENTAL Total:	**0.69**
				Fund 213 - SCDG COMMERCIAL 2021 Total:	**0.69**
Fund: 214 - SCDG HOUSING FUND					
Department: 40000 - NON DEPARTMENTAL					
BPS CAPITAL MANAGEMENT, ...	11/20/2025	INVESTMENT FEES	214-40000-36210	INTEREST EARNINGS	0.17
				Department 40000 - NON DEPARTMENTAL Total:	**0.17**
				Fund 214 - SCDG HOUSING FUND Total:	**0.17**
Fund: 216 - INNOVATIVE MIF RLF					
Department: 40000 - NON DEPARTMENTAL					
BPS CAPITAL MANAGEMENT, ...	11/20/2025	INVESTMENT FEES	216-40000-36210	INTEREST EARNINGS	1.88
				Department 40000 - NON DEPARTMENTAL Total:	**1.88**
				Fund 216 - INNOVATIVE MIF RLF Total:	**1.88**
Fund: 217 - KERN MIF LOAN					
Department: 40000 - NON DEPARTMENTAL					
BPS CAPITAL MANAGEMENT, ...	11/20/2025	INVESTMENT FEES	217-40000-36210	INTEREST EARNINGS	1.42
				Department 40000 - NON DEPARTMENTAL Total:	**1.42**
				Fund 217 - KERN MIF LOAN Total:	**1.42**
Fund: 230 - PORT AUTHORITY FUND					
Department: 40000 - NON DEPARTMENTAL					
BPS CAPITAL MANAGEMENT, ...	11/20/2025	INVESTMENT FEES	230-40000-36210	INTEREST EARNINGS	3.66
				Department 40000 - NON DEPARTMENTAL Total:	**3.66**
				Fund 230 - PORT AUTHORITY FUND Total:	**3.66**
Fund: 250 - LIBRARY FUNDS-FRIENDS OF LIBRARY					
Department: 40000 - NON DEPARTMENTAL					
BPS CAPITAL MANAGEMENT, ...	11/20/2025	INVESTMENT FEES	250-40000-36210	INTEREST EARNINGS	62.04
				Department 40000 - NON DEPARTMENTAL Total:	**62.04**
				Fund 250 - LIBRARY FUNDS-FRIENDS OF LIBRARY Total:	**62.04**
Fund: 315 - G.O. REFUNDING BONDS 2012					
Department: 40000 - NON DEPARTMENTAL					
BPS CAPITAL MANAGEMENT, ...	11/20/2025	INVESTMENT FEES	315-40000-36210	INTEREST EARNINGS	3.29
				Department 40000 - NON DEPARTMENTAL Total:	**3.29**
				Fund 315 - G.O. REFUNDING BONDS 2012 Total:	**3.29**

Vendor Name	Payment Date	Description (Payable)	Account Number	Account Name	Amount
Fund: 316 - PFA NOTES OF 2015					
Department: 40000 - NON DEPARTMENTAL					
BPS CAPITAL MANAGEMENT, ...	11/20/2025	INVESTMENT FEES	316-40000-36210	INTEREST EARNINGS	68.23
				Department 40000 - NON DEPARTMENTAL Total:	**68.23**
				Fund 316 - PFA NOTES OF 2015 Total:	**68.23**
Fund: 371 - MN EYECARE TIF 1-12					
Department: 49950 - GENERAL GOVERNEMENT EXPENSES					
MN EYECARE HOLDINGS LLC	11/06/2025	TIF REIMBURSEMENT 2ND HA...	371-49950-141	TIF REIMBURSEMENTS	11,894.36
				Department 49950 - GENERAL GOVERNEMENT EXPENSES Total:	**11,894.36**
				Fund 371 - MN EYECARE TIF 1-12 Total:	**11,894.36**
Fund: 375 - HADC - TIF 1-18					
Department: 49950 - GENERAL GOVERNEMENT EXPENSES					
HADC WADENA LLC.	11/06/2025	2025 2ND HALF TIF REIMBURS...	375-49950-141	TIF REIMBURSEMENTS	19,945.56
				Department 49950 - GENERAL GOVERNEMENT EXPENSES Total:	**19,945.56**
				Fund 375 - HADC - TIF 1-18 Total:	**19,945.56**
Fund: 389 - ROACH - TIF 1-10					
Department: 49950 - GENERAL GOVERNEMENT EXPENSES					
GREEN GABLE TOWNHOMES	11/06/2025	TIF REIMBURSEMENT	389-49950-141	TIF REIMBURSEMENTS	11,894.36
				Department 49950 - GENERAL GOVERNEMENT EXPENSES Total:	**11,894.36**
				Fund 389 - ROACH - TIF 1-10 Total:	**11,894.36**
Fund: 401 - CAPITAL PROJECTS FUND					
Department: 40000 - NON DEPARTMENTAL					
BPS CAPITAL MANAGEMENT, ...	11/20/2025	INVESTMENT FEES	401-40000-36210	INTEREST EARNINGS	237.42
				Department 40000 - NON DEPARTMENTAL Total:	**237.42**
Department: 49630 - PROJECTS					
MINNESOTA ENERGY RESOUR...	11/20/2025	ELECTRIC	401-49630-425	LIBRARY REMODEL PROJECT	23.00
BUILDING MAINTENANCE SYS...	11/20/2025	MOLD CLEANUP	401-49630-425	LIBRARY REMODEL PROJECT	15,623.80
BUILDING MAINTENANCE SYS...	11/20/2025	MOLD TESTING - NEW LIBRARY	401-49630-425	LIBRARY REMODEL PROJECT	425.00
CITY OF WADENA	11/22/2025	UTILITY CHARGES	401-49630-425	LIBRARY REMODEL PROJECT	123.23
				Department 49630 - PROJECTS Total:	**16,195.03**
				Fund 401 - CAPITAL PROJECTS FUND Total:	**16,432.45**
Fund: 403 - DTED SMALL CITIES GRANT					
Department: 40000 - NON DEPARTMENTAL					
BPS CAPITAL MANAGEMENT, ...	11/20/2025	INVESTMENT FEES	403-40000-36210	INTEREST EARNINGS	-0.31
				Department 40000 - NON DEPARTMENTAL Total:	**-0.31**
				Fund 403 - DTED SMALL CITIES GRANT Total:	**-0.31**
Fund: 404 - SEWER/WATER CIP					
Department: 40000 - NON DEPARTMENTAL					
BPS CAPITAL MANAGEMENT, ...	11/20/2025	INVESTMENT FEES	404-40000-36210	INTEREST EARNINGS	43.86
				Department 40000 - NON DEPARTMENTAL Total:	**43.86**
				Fund 404 - SEWER/WATER CIP Total:	**43.86**
Fund: 405 - HWY 71 & 29 PROJECT					
Department: 40000 - NON DEPARTMENTAL					
BPS CAPITAL MANAGEMENT, ...	11/20/2025	INVESTMENT FEES	405-40000-36210	INTEREST EARNINGS	-2.68
				Department 40000 - NON DEPARTMENTAL Total:	**-2.68**
				Fund 405 - HWY 71 & 29 PROJECT Total:	**-2.68**
Fund: 406 - HWY 10 CITY UTILITIES PROJECT					
Department: 40000 - NON DEPARTMENTAL					
BPS CAPITAL MANAGEMENT, ...	11/20/2025	INVESTMENT FEES	406-40000-36210	INTEREST EARNINGS	19.34
				Department 40000 - NON DEPARTMENTAL Total:	**19.34**
Department: 43100 - GENERAL ROADWAY MAINTENAN					
LANDWEHR CONSTRUCTION I...	11/06/2025	HWY 10 PROJECT	406-43100-421	HWY 10 UTILITIES ROAD EXPE...	9,815.82
				Department 43100 - GENERAL ROADWAY MAINTENAN Total:	**9,815.82**

Vendor Name	Payment Date	Description (Payable)	Account Number	Account Name	Amount
Department: 49415 - WTR DISTRIBUTION EXPENSE					
LANDWEHR CONSTRUCTION I...	11/06/2025	HWY 10 PROJECT	406-49415-421	HWY 10 UTILITIES WATER EXP...	44,171.18
				Department 49415 - WTR DISTRIBUTION EXPENSE Total:	**44,171.18**
Department: 49450 - SANITARY SEWER MAINTENANC					
LANDWEHR CONSTRUCTION I...	11/06/2025	HWY 10 PROJECT	406-49450-421	HWY 10 UTILITIES SEWER EXP...	44,171.18
				Department 49450 - SANITARY SEWER MAINTENANC Total:	**44,171.18**
				Fund 406 - HWY 10 CITY UTILITIES PROJECT Total:	**98,177.52**
Fund: 410 - CAPITAL EQUIPMENT FUND					
Department: 40000 - NON DEPARTMENTAL					
BPS CAPITAL MANAGEMENT, ...	11/20/2025	INVESTMENT FEES	410-40000-36210	INTEREST EARNINGS	-0.91
				Department 40000 - NON DEPARTMENTAL Total:	**-0.91**
Department: 49300 - AIRPORT					
SHORT ELLIOTT HENDRICKSON...	11/14/2025	PROJECT 185848 APRON REC...	410-49300-576	APRON RECONSTRUCT	8,540.00
				Department 49300 - AIRPORT Total:	**8,540.00**
				Fund 410 - CAPITAL EQUIPMENT FUND Total:	**8,539.09**
Fund: 601 - SEWER FUND					
Department: 40000 - NON DEPARTMENTAL					
BPS CAPITAL MANAGEMENT, ...	11/20/2025	INVESTMENT FEES	601-40000-36210	INTEREST EARNINGS	64.20
				Department 40000 - NON DEPARTMENTAL Total:	**64.20**
Department: 49470 - SWR LIFT STATIONS					
MINNESOTA PUMP WORKS	11/28/2025	SRVC AGRMT - INSPECT LIFT S...	601-49470-400	EQUIPMENT REPAIR & MAINT...	1,853.18
GENERATOR POWER SYSTEMS...	11/28/2025	LEVEL 2 SERVICE - ANNUAL G...	601-49470-400	EQUIPMENT REPAIR & MAINT...	595.00
CITY OF WADENA	11/22/2025	UTILITY CHARGES	601-49470-380	UTILITIES	30.71
CITY OF WADENA	11/22/2025	UTILITY CHARGES	601-49470-380	UTILITIES	28.18
CITY OF WADENA	11/22/2025	UTILITY CHARGES	601-49470-380	UTILITIES	28.00
CITY OF WADENA	11/22/2025	UTILITY CHARGES	601-49470-380	UTILITIES	17.44
CITY OF WADENA	11/22/2025	UTILITY CHARGES	601-49470-380	UTILITIES	20.51
CITY OF WADENA	11/22/2025	UTILITY CHARGES	601-49470-380	UTILITIES	31.07
CITY OF WADENA	11/22/2025	UTILITY CHARGES	601-49470-380	UTILITIES	83.64
CITY OF WADENA	11/22/2025	UTILITY CHARGES	601-49470-380	UTILITIES	23.39
				Department 49470 - SWR LIFT STATIONS Total:	**2,711.12**
Department: 49480 - WASTEWATER TREATMENT PLNT					
WEST CENTRAL TELEPHONE	11/20/2025	INTERNET	601-49480-200	OFFICE SUPPLIES	125.00
WEST CENTRAL TELEPHONE	11/25/2025	INTERNET	601-49480-200	OFFICE SUPPLIES	139.66
QUALITY FLOW SYSTEMS LLC	10/17/2025	VAUGHAN CUTTER BAR PLATE	601-49480-220	REPAIR & MAINTENANCE SUP...	1,777.20
HOCKERT'S INC.	11/06/2025	LAUNDRY/RENTALS	601-49480-210	GENERAL SUPPLIES	52.00
JEREMY ZAIC	11/06/2025	2 JEANS	601-49480-417	UNIFORMS	120.41
WADENA ASPHALT INC	11/14/2025	SAND FINES	601-49480-444	SAC EXPENSES	260.00
HAWKINS INC	11/20/2025	CHEMICALS	601-49480-216	CHEMICALS & CHEMICAL PRO...	2,766.00
WADENA COUNTY SOLID WAS...	11/20/2025	MANIF SPECIAL WASTE - PUBL...	601-49480-315	SANITATION EXPENSE	51.66
MINNESOTA PUMP WORKS	11/28/2025	SRVC AGRMT - INSPECT LIFT S...	601-49480-400	EQUIPMENT REPAIR & MAINT...	864.82
LEAF RIVER AG SERVICE	11/28/2025	WINTERMASTER FUEL	601-49480-212	MOTOR FUELS & LUBRICANTS	1,844.00
NAPA CENTRAL MN	11/20/2025	SPIN-ON FLUID FILTER	601-49480-220	REPAIR & MAINTENANCE SUP...	36.31
GENERATOR POWER SYSTEMS...	11/28/2025	LEVEL 2 SERVICE - ANNUAL G...	601-49480-400	EQUIPMENT REPAIR & MAINT...	950.00
LEFTY'S REPAIR INC	11/28/2025	SCRAPER BAR SKID SHOE BOL...	601-49480-400	EQUIPMENT REPAIR & MAINT...	76.06
PAUL MOE	11/20/2025	JEANS	601-49480-417	UNIFORMS	29.96
MN STATE RETIREMENT SYST...	11/21/2025	UNUSED SICK 30%	601-49480-142	UNEMPLOYMENT AND SEVER...	3,805.21
MN STATE RETIREMENT SYST...	11/21/2025	UNUSED SICK 30%	601-49480-142	UNEMPLOYMENT AND SEVER...	529.88
CITY OF WADENA	11/22/2025	UTILITY CHARGES	601-49480-380	UTILITIES	22.25
CITY OF WADENA	11/22/2025	UTILITY CHARGES	601-49480-380	UTILITIES	4,250.10
ASTERA HEALTH	11/20/2025	W CRIDER J ZAIC DRUG & ALC...	601-49480-228	SAFETY EXPENSES	104.00
				Department 49480 - WASTEWATER TREATMENT PLNT Total:	**17,804.52**
				Fund 601 - SEWER FUND Total:	**20,579.84**
Fund: 602 - GOLF FUND					
MN DEPART OF REVENUE	11/19/2025	SALES AND USE TAX OCTOBER...	602-20803	SALES TAX	1,201.00
MN DEPART OF REVENUE	11/19/2025	SALES AND USE TAX OCTOBER...	602-20804	TRANSIT SALES TAX	81.00
					1,282.00

Vendor Name	Payment Date	Description (Payable)	Account Number	Account Name	Amount
Department: 40000 - NON DEPARTMENTAL					
BPS CAPITAL MANAGEMENT, ...	11/20/2025	INVESTMENT FEES	602-40000-36210	INTEREST EARNINGS	9.27
				Department 40000 - NON DEPARTMENTAL Total:	**9.27**
Department: 49831 - COURSE MAINTENANCE EXP					
CRIS RISBERG	11/06/2025	CLOTHING REIMBURSEMENT	602-49831-417	CLOTHING ALLOWANCE	185.32
SCHMITZ PORTABLE RENTALS	11/06/2025	PORTABLE RESTROOM 1 MON...	602-49831-225	COURSE MAINTENANCE SUPPL..	225.00
WEBER'S WADENA HARDWARE	11/14/2025	BAGS OF SEED	602-49831-225	COURSE MAINTENANCE SUPPL..	212.60
WEBER'S WADENA HARDWARE	11/14/2025	MOWER	602-49831-225	COURSE MAINTENANCE SUPPL..	311.38
5 STAR DISPOSAL	11/17/2025	GARBAGE	602-49831-225	COURSE MAINTENANCE SUPPL..	49.31
				Department 49831 - COURSE MAINTENANCE EXP Total:	**983.61**
Department: 49833 - ADMIN & GENERAL					
WEST CENTRAL TELEPHONE	11/20/2025	PHONE INTERNET VIDEO WIFI	602-49833-201	COMPUTER/SOFTWARE EXPE...	344.25
WEST CENTRAL TELEPHONE	11/25/2025	INTERNET	602-49833-201	COMPUTER/SOFTWARE EXPE...	66.78
ALEXANDRIA GOLF CARS LLC	11/20/2025	LEASE BEVERAGE CART 2025 S...	602-49833-415	CLUBHOUSE RENTALS(CARTS)	14,500.00
HOCKERT'S INC.	11/06/2025	LAUNDRY/RENTALS	602-49833-210	CLUBHOUSE EXPENSES	24.37
MN DEPT OF PUBLIC SAFETY	11/06/2025	BUYERS CARD 2026	602-49833-433	DUES & SUBSCRIPTIONS	20.00
TODD WADENA ELECTRIC CO...	11/25/2025	ELECTRIC	602-49833-380	UTILITIES	933.07
TODD WADENA ELECTRIC CO...	11/25/2025	ELECTRIC	602-49833-380	UTILITIES	257.03
TODD WADENA ELECTRIC CO...	11/25/2025	ELECTRIC	602-49833-380	UTILITIES	70.39
TODD WADENA ELECTRIC CO...	11/25/2025	ELECTRIC	602-49833-380	UTILITIES	262.53
TODD WADENA ELECTRIC CO...	11/25/2025	ELECTRIC	602-49833-380	UTILITIES	44.11
TODD WADENA ELECTRIC CO...	11/25/2025	ELECTRIC	602-49833-380	UTILITIES	60.43
KEVIN ROSS	11/14/2025	SOCKS SHIRTS BELT SHOES	602-49833-417	CLOTHING ALLOWANCE	140.95
WEBER'S WADENA HARDWARE	11/14/2025	PAPER TOWERS BATTERIES 5-...	602-49833-220	MAINTENANCE SUPPLIES	44.31
MN DEPT OF HEALTH	11/20/2025	2026 FBL LICENSE (GOLF) REN...	602-49833-411	LICENSES & PERMITS	875.00
				Department 49833 - ADMIN & GENERAL Total:	**17,643.22**
				Fund 602 - GOLF FUND Total:	**19,918.10**
Fund: 603 - ELECTRIC FUND					
CHASE CARD SERVICES	11/04/2025	CREDIT CARD FEES	603-20800	CREDIT CARD FEES	1,214.81
MN DEPART OF REVENUE	11/19/2025	SALES AND USE TAX OCTOBER...	603-20803	SALES TAX	21,059.00
MN DEPART OF REVENUE	11/19/2025	SALES AND USE TAX OCTOBER...	603-20804	TRANSIT SALES TAX	1,531.00
					23,804.81
Department: 40000 - NON DEPARTMENTAL					
BPS CAPITAL MANAGEMENT, ...	11/20/2025	INVESTMENT FEES	603-40000-36210	INTEREST EARNINGS	371.58
				Department 40000 - NON DEPARTMENTAL Total:	**371.58**
Department: 49555 - POWER SUPPLY EXPENSE					
CHASE CARD SERVICES	11/04/2025	CREDIT CARD FEES	603-49555-225	UTILITY CREDIT CARD FEES EX...	218.90
CHASE CARD SERVICES	11/04/2025	CREDIT CARD FEES	603-49555-225	UTILITY CREDIT CARD FEES EX...	357.09
MISSOURI RIVER ENERGY SVC	11/25/2025	MRES WAPA TRANSMISSION ...	603-49555-900	PURCHASED POWER	250,753.55
MISSOURI RIVER ENERGY SVC	11/25/2025	DUES	603-49555-900	PURCHASED POWER	406.45
				Department 49555 - POWER SUPPLY EXPENSE Total:	**251,735.99**
Department: 49584 - OPER - UG LINE EXPENSE					
FASTENAL COMPANY	11/28/2025	RED STAKE FLAG SCREEN SET...	603-49584-220	REPAIR & MAINTENANCE SUP...	896.60
				Department 49584 - OPER - UG LINE EXPENSE Total:	**896.60**
Department: 49586 - OPER - METER EXPENSE					
TYLER TECHNOLOGIES INC	11/28/2025	ERP PRO ANNUAL SaaS FEE	603-49586-220	REPAIR & MAINTENANCE SUP...	670.00
				Department 49586 - OPER - METER EXPENSE Total:	**670.00**
Department: 49903 - CUSTOMER RECORDS					
POST OFFICE USPS	11/06/2025	POSTAGE	603-49903-322	POSTAGE	1,053.17
LOFFLER	11/26/2025	CONTRACT NC19260-01 10/23...	603-49903-200	OFFICE SUPPLIES	313.74
LOFFLER	11/26/2025	CONTRACT PMGMT-CITYOFW...	603-49903-200	OFFICE SUPPLIES	323.74
				Department 49903 - CUSTOMER RECORDS Total:	**1,690.65**
Department: 49908 - ENERGY CONSERVATION					
JOYCE WHITE	11/06/2025	ENERGY STAR REBATE - AIR P...	603-49908-307	ENERGY CONSERVATION PRG...	25.00
KAYLA CARPENTER	11/06/2025	ENERGY STAR REBATE LED RE...	603-49908-307	ENERGY CONSERVATION PRG...	24.00
				Department 49908 - ENERGY CONSERVATION Total:	**49.00**

Vendor Name	Payment Date	Description (Payable)	Account Number	Account Name	Amount
Department: 49920 - ADMIN & GENERAL					
WEST CENTRAL TELEPHONE	11/20/2025	INTERNET	603-49920-200	OFFICE SUPPLIES	200.00
WEST CENTRAL TELEPHONE	11/25/2025	INTERNET	603-49920-200	OFFICE SUPPLIES	160.67
WEST CENTRAL TELEPHONE	11/25/2025	INTERNET	603-49920-200	OFFICE SUPPLIES	216.38
VERIZON WIRELESS	11/24/2025	2 LINES 2iPADS	603-49920-321	TELEPHONE	40.01
QUADIENT FINANCE USA INC	11/28/2024	POSTAGE	603-49920-322	POSTAGE	500.00
LOFFLER	11/19/2025	CONTRACT C5850i-3GB03288...	603-49920-200	OFFICE SUPPLIES	209.64
ASTERA HEALTH	11/20/2025	W CRIDER J ZAIC DRUG & ALC...	603-49920-306	DRUG TESTING EXPENSES	104.00
				Department 49920 - ADMIN & GENERAL Total:	**1,430.70**
Department: 49932 - MNT OF GENERAL PLANT					
5 STAR DISPOSAL	11/17/2025	GARBAGE	603-49932-210	OPERATING SUPPLIES	98.62
				Department 49932 - MNT OF GENERAL PLANT Total:	**98.62**
Department: 49933 - TRUCK & EQUIPMENT MNT					
AUTO VALUE WADENA	11/20/2025	CAR SOAP	603-49933-220	REPAIR & MAINTENANCE SUP...	93.99
TRENCHERS PLUS INC	11/20/2025	JETTER / VAC WATER VALVE	603-49933-400	EQUIPMENT REPAIR & MAINT...	1,600.83
				Department 49933 - TRUCK & EQUIPMENT MNT Total:	**1,694.82**
				Fund 603 - ELECTRIC FUND Total:	**282,442.77**
Fund: 604 - WATER FUND					
Department: 40000 - NON DEPARTMENTAL					
BPS CAPITAL MANAGEMENT, ...	11/20/2025	INVESTMENT FEES	604-40000-36210	INTEREST EARNINGS	80.22
				Department 40000 - NON DEPARTMENTAL Total:	**80.22**
Department: 49405 - POWER & PUMPING EXPENSE					
CITY OF WADENA	11/22/2025	UTILITY CHARGES	604-49405-380	UTILITIES	3,316.17
CITY OF WADENA	11/22/2025	UTILITY CHARGES	604-49405-380	UTILITIES	882.81
				Department 49405 - POWER & PUMPING EXPENSE Total:	**4,198.98**
Department: 49410 - WTR PURIFICATION EXPENSE					
BEARINGS & MORE	11/14/2025	FREIGHT	604-49410-210	GENERAL SUPPLIES	14.00
HAWKINS INC	11/28/2025	CHEMICALS	604-49410-210	GENERAL SUPPLIES	1,715.15
BEARINGS & MORE	11/14/2025	FREIGHT	604-49410-210	GENERAL SUPPLIES	14.00
				Department 49410 - WTR PURIFICATION EXPENSE Total:	**1,743.15**
Department: 49420 - ADMIN & GENERAL					
WEST CENTRAL TELEPHONE	11/25/2025	INTERNET	604-49420-210	GENERAL SUPPLIES	79.28
VERIZON WIRELESS	11/24/2025	2 LINES 2iPADS	604-49420-321	TELEPHONE	78.42
				Department 49420 - ADMIN & GENERAL Total:	**157.70**
Department: 49430 - METER READING & EXPENSE					
MERICKEL LUMBER & HDWR	11/20/2025	CABLE TIES	604-49430-210	GENERAL SUPPLIES	8.99
FASTENAL COMPANY	11/28/2025	BATTERIES AAA	604-49430-210	GENERAL SUPPLIES	14.33
				Department 49430 - METER READING & EXPENSE Total:	**23.32**
				Fund 604 - WATER FUND Total:	**6,203.37**
Fund: 605 - LIQUOR FUND					
MN DEPART OF REVENUE	11/19/2025	SALES AND USE TAX OCTOBER...	605-20803	SALES TAX	20,112.00
MN DEPART OF REVENUE	11/19/2025	SALES AND USE TAX OCTOBER...	605-20804	TRANSIT SALES TAX	1,064.00
					21,176.00
Department: 40000 - NON DEPARTMENTAL					
BPS CAPITAL MANAGEMENT, ...	11/20/2025	INVESTMENT FEES	605-40000-36210	INTEREST EARNINGS	44.55
				Department 40000 - NON DEPARTMENTAL Total:	**44.55**
Department: 49750 - MERCHANDISE PURCHASES					
BREAKTHRU BEVERAGE MINN...	11/14/2025	LIQUOR	605-49750-251	LIQUOR PURCHASES	2,584.89
BREAKTHRU BEVERAGE MINN...	11/14/2025	LIQUOR	605-49750-333	FREIGHT	72.15
D S BEVERAGES MINNESOTA	11/14/2025	BEER	605-49750-252	BEER PURCHASES	-358.55
VINOCOPIA INC	11/14/2025	LIQUOR	605-49750-251	LIQUOR PURCHASES	155.00
VINOCOPIA INC	11/14/2025	LIQUOR	605-49750-333	FREIGHT	2.50
DAHLHEIMER BEVERAGE	11/14/2025	BEER	605-49750-252	BEER PURCHASES	-80.00
VINOCOPIA INC	11/14/2025	LIQUOR	605-49750-251	LIQUOR PURCHASES	1,068.00
VINOCOPIA INC	11/14/2025	LIQUOR	605-49750-333	FREIGHT	19.50
BEVERAGE WHOLESALERS INC	11/14/2025	BEER	605-49750-252	BEER PURCHASES	3,689.45

Vendor Name	Payment Date	Description (Payable)	Account Number	Account Name	Amount
MASON BROTHERS COMPANY	11/14/2025	CIGARETTES	605-49750-256	CIGARETTE PURCHASES	1,227.46
MASON BROTHERS COMPANY	11/14/2025	MIX	605-49750-254	MIX & SOFTDRINK PURCHASES	263.97
MASON BROTHERS COMPANY	11/14/2025	MIX	605-49750-254	MIX & SOFTDRINK PURCHASES	20.16
DAHLHEIMER BEVERAGE	11/14/2025	BEER	605-49750-252	BEER PURCHASES	8,686.56
SOUTHERN GLAZER'S OF MN	11/20/2025	LIQUOR	605-49750-251	LIQUOR PURCHASES	1,475.10
SOUTHERN GLAZER'S OF MN	11/20/2025	LIQUOR	605-49750-333	FREIGHT	20.50
SOUTHERN GLAZER'S OF MN	11/20/2025	MIX	605-49750-254	MIX & SOFTDRINK PURCHASES	55.00
SOUTHERN GLAZER'S OF MN	11/20/2025	MIX	605-49750-333	FREIGHT	2.05
SOUTHERN GLAZER'S OF MN	11/20/2025	LIQUOR	605-49750-251	LIQUOR PURCHASES	1,698.36
SOUTHERN GLAZER'S OF MN	11/20/2025	LIQUOR	605-49750-333	FREIGHT	57.91
HOME CITY ICE CO	11/20/2025	ICE	605-49750-254	MIX & SOFTDRINK PURCHASES	175.30
BREAKTHRU BEVERAGE MINN...	11/20/2025	LIQUOR	605-49750-251	LIQUOR PURCHASES	2,004.95
BREAKTHRU BEVERAGE MINN...	11/20/2025	LIQUOR	605-49750-333	FREIGHT	59.20
BREAKTHRU BEVERAGE MINN...	11/20/2025	FREIGHT	605-49750-333	FREIGHT	1.85
D S BEVERAGES MINNESOTA	11/20/2025	BEER	605-49750-252	BEER PURCHASES	-20.00
BERNICK'S	11/20/2025	BEER	605-49750-252	BEER PURCHASES	1,288.75
BERNICK'S	11/20/2025	MIX	605-49750-254	MIX & SOFTDRINK PURCHASES	142.80
D S BEVERAGES MINNESOTA	11/20/2025	BEER	605-49750-252	BEER PURCHASES	8,760.00
DAHLHEIMER BEVERAGE	11/20/2025	BEER	605-49750-252	BEER PURCHASES	10,227.75
DAHLHEIMER BEVERAGE	11/20/2025	BEER	605-49750-252	BEER PURCHASES	-68.00
PEPSI BEVERAGE COMPANY	11/20/2025	POP	605-49750-254	MIX & SOFTDRINK PURCHASES	308.64
VIKING COCA COLA	11/20/2025	MIX	605-49750-254	MIX & SOFTDRINK PURCHASES	241.11
BEVERAGE WHOLESALERS INC	11/20/2025	BEER	605-49750-252	BEER PURCHASES	3,718.35
BEVERAGE WHOLESALERS INC	11/20/2025	BEER	605-49750-252	BEER PURCHASES	-36.04
D S BEVERAGES MINNESOTA	11/14/2025	BEER	605-49750-252	BEER PURCHASES	8,108.40
SOUTHERN GLAZER'S OF MN	11/20/2025	LIQUOR	605-49750-251	LIQUOR PURCHASES	4,264.57
SOUTHERN GLAZER'S OF MN	11/20/2025	LIQUOR	605-49750-333	FREIGHT	65.60
SOUTHERN GLAZER'S OF MN	11/20/2025	LIQUOR	605-49750-251	LIQUOR PURCHASES	110.00
SOUTHERN GLAZER'S OF MN	11/20/2025	LIQUOR	605-49750-333	FREIGHT	4.10
JOHNSON BROTHERS LIQUORS	11/21/2025	LIQUOR	605-49750-251	LIQUOR PURCHASES	-2.24
JOHNSON BROTHERS LIQUORS	11/21/2025	LIQUOR	605-49750-251	LIQUOR PURCHASES	-8.25
VINOCOPIA INC	11/28/2025	LIQUOR	605-49750-251	LIQUOR PURCHASES	74.37
VINOCOPIA INC	11/28/2025	LIQUOR	605-49750-333	FREIGHT	2.50
BREAKTHRU BEVERAGE MINN...	11/28/2025	LIQUOR	605-49750-251	LIQUOR PURCHASES	-69.00
BREAKTHRU BEVERAGE MINN...	11/28/2025	LIQUOR	605-49750-251	LIQUOR PURCHASES	2,312.99
BREAKTHRU BEVERAGE MINN...	11/28/2025	LIQUOR	605-49750-333	FREIGHT	53.65
BREAKTHRU BEVERAGE MINN...	11/28/2025	LIQUOR	605-49750-333	FREIGHT	-1.85
D S BEVERAGES MINNESOTA	11/28/2025	BEER	605-49750-252	BEER PURCHASES	-1,827.06
D S BEVERAGES MINNESOTA	11/28/2025	BEER	605-49750-252	BEER PURCHASES	12,136.60
PAUSTIS WINE COMPANY	11/28/2025	LIQUOR	605-49750-251	LIQUOR PURCHASES	640.00
PAUSTIS WINE COMPANY	11/28/2025	LIQUOR	605-49750-333	FREIGHT	18.00
BEVERAGE WHOLESALERS INC	11/28/2025	BEER	605-49750-252	BEER PURCHASES	3,975.85
BEVERAGE WHOLESALERS INC	11/28/2025	BEER	605-49750-252	BEER PURCHASES	-13.68
DRASTIC MEASURES BREWING	11/28/2025	BEER	605-49750-252	BEER PURCHASES	406.00
DAHLHEIMER BEVERAGE	11/28/2025	BEER	605-49750-252	BEER PURCHASES	110.00
D S BEVERAGES MINNESOTA	11/28/2025	BEER	605-49750-252	BEER PURCHASES	1,832.60
VINOCOPIA INC	11/28/2025	LIQUOR	605-49750-251	LIQUOR PURCHASES	112.00
VINOCOPIA INC	11/28/2025	LIQUOR	605-49750-333	FREIGHT	2.50
DAHLHEIMER BEVERAGE	11/28/2025	BEER	605-49750-252	BEER PURCHASES	4,877.51
MASON BROTHERS COMPANY	11/28/2025	MIX	605-49750-254	MIX & SOFTDRINK PURCHASES	82.73
MASON BROTHERS COMPANY	11/28/2025	CIGARETTES	605-49750-256	CIGARETTE PURCHASES	2,086.60
MASON BROTHERS COMPANY	11/28/2025	CIGARETTES	605-49750-333	FREIGHT	5.12
SOUTHERN GLAZER'S OF MN	11/28/2025	LIQUOR	605-49750-251	LIQUOR PURCHASES	6,283.12
SOUTHERN GLAZER'S OF MN	11/28/2025	LIQUOR	605-49750-333	FREIGHT	98.01
SOUTHERN GLAZER'S OF MN	11/28/2025	LIQUOR	605-49750-251	LIQUOR PURCHASES	152.00
SOUTHERN GLAZER'S OF MN	11/28/2025	LIQUOR	605-49750-333	FREIGHT	4.10
D S BEVERAGES MINNESOTA	11/28/2025	BEER	605-49750-252	BEER PURCHASES	9,939.05
D S BEVERAGES MINNESOTA	11/28/2025	BEER	605-49750-252	BEER PURCHASES	-70.85
				Department 49750 - MERCHANDISE PURCHASES Total:	**103,229.71**

Vendor Name	Payment Date	Description (Payable)	Account Number	Account Name	Amount
Department: 49751 - MANAGER EXPENSES					
WEST CENTRAL TELEPHONE	11/25/2025	INTERNET	605-49751-200	OFFICE SUPPLIES	66.78
MN DEPT OF PUBLIC SAFETY	11/06/2025	BUYERS CARD 2026	605-49751-433	DUES AND SUBSCRIPTIONS	20.00
TDS MEDIA DIRECT INC	11/28/2025	GUEST DIRECTORY	605-49751-342	ADVERTISING EXPENSE	400.00
				Department 49751 - MANAGER EXPENSES Total:	**486.78**
Department: 49752 - CASHIER EXPENSES					
RICHARD FLORES	11/06/2025	2 PANTS	605-49752-417	CLOTHING ALLOWANCE	107.97
TIM BOOTH	11/28/2025	CLOTHING ALLOWANCE	605-49752-417	CLOTHING ALLOWANCE	99.98
LINDA OLSON	11/28/2025	CLOTHING ALLOWANCE	605-49752-417	CLOTHING ALLOWANCE	155.43
				Department 49752 - CASHIER EXPENSES Total:	**363.38**
Department: 49754 - BUILDING MAINTENANCE					
ELECTRO WATCHMAN INC	11/20/2025	BURGLARY MONITORING SERV...	605-49754-400	EQUIPMENT REPAIR & MAINT...	77.31
HOCKERT'S INC.	11/06/2025	LAUNDRY/RENTALS	605-49754-211	CLEANING SUPPLIES	5.33
HOCKERT'S INC.	11/06/2025	LAUNDRY/RENTALS	605-49754-211	CLEANING SUPPLIES	57.98
5 STAR DISPOSAL	11/17/2025	GARBAGE	605-49754-380	UTILITIES	7.81
CITY OF WADENA	11/22/2025	UTILITY CHARGES	605-49754-380	UTILITIES	786.59
				Department 49754 - BUILDING MAINTENANCE Total:	**935.02**
				Fund 605 - LIQUOR FUND Total:	**126,235.44**
Fund: 606 - WELLNESS CENTER					
MN DEPART OF REVENUE	11/19/2025	SALES AND USE TAX OCTOBER...	606-20803	SALES TAX	2,163.00
MN DEPART OF REVENUE	11/19/2025	SALES AND USE TAX OCTOBER...	606-20804	TRANSIT TAX	157.00
					2,320.00
Department: 40000 - NON DEPARTMENTAL					
RYAN RIES	11/14/2025	MEMBERSHIP REFUND	606-40000-37220	MEMBERSHIP FEES	287.00
MASLOWSKI WELLNESS & RES...	11/14/2025	EMPLOYEE MEMBERSHIPS	606-40000-37220	MEMBERSHIP FEES	200.00
MASLOWSKI WELLNESS & RES...	11/14/2025	EMPLOYEE MEMBERSHIPS	606-40000-37220	MEMBERSHIP FEES	84.50
MASLOWSKI WELLNESS & RES...	11/14/2025	EMPLOYEE MEMBERSHIPS	606-40000-37220	MEMBERSHIP FEES	82.43
MASLOWSKI WELLNESS & RES...	11/14/2025	EMPLOYEE MEMBERSHIPS	606-40000-37220	MEMBERSHIP FEES	82.43
DONNA SWORSKI	11/14/2025	MEMBERSHIP	606-40000-37220	MEMBERSHIP FEES	215.00
BPS CAPITAL MANAGEMENT, ...	11/20/2025	INVESTMENT FEES	606-40000-36210	INTEREST EARNINGS	-25.98
				Department 40000 - NON DEPARTMENTAL Total:	**925.38**
Department: 49390 - POOL EXPENSES					
MN DEPT OF HEALTH	11/14/2025	2026 LICENSE RENEWAL	606-49390-433	DUES AND SUBSCRIPTIONS	1,660.00
HORIZON COMMERCIAL POOL...	11/28/2025	CHEMICALS	606-49390-216	CHEMICALS	3,707.28
				Department 49390 - POOL EXPENSES Total:	**5,367.28**
Department: 49391 - THERAPY POOL					
HORIZON COMMERCIAL POOL...	11/28/2025	CHEMICALS	606-49391-220	MAINTENANCE SUPPLIES	360.99
				Department 49391 - THERAPY POOL Total:	**360.99**
Department: 49392 - FITNESS EXPENSES					
WW GOETSCH ASSOCIATES IN...	11/20/2025	REPAIR LEAKING POOP PUMP	606-49392-400	EQUIPMENT MAINTENANCE	2,591.00
				Department 49392 - FITNESS EXPENSES Total:	**2,591.00**
Department: 49394 - ADMIN & GENERAL					
WEST CENTRAL TELEPHONE	11/20/2025	INTERNET	606-49394-380	UTILITIES	350.00
WEST CENTRAL TELEPHONE	11/25/2025	INTERNET	606-49394-200	OFFICE SUPPLIES	185.67
MONEY MOVERS INC.	11/12/2025	MONTHLY MAINTENANCE FEE	606-49394-200	OFFICE SUPPLIES	10.00
HOCKERT'S INC.	11/06/2025	LAUNDRY/RENTALS	606-49394-211	GENERAL SUPPLIES	139.00
BALANCED BY MELISSA	11/06/2025	8 CLASSES - OCTOBER	606-49394-107	CONTRACTED SERVICES	160.00
EVER GREEN LAWNS	11/28/2025	FALL IRRIGATION SERVICE	606-49394-400	EQUIPMENT MAINTENANCE	200.00
MONICA BROWNE	11/06/2025	TRAINING - OCTOBER	606-49394-107	CONTRACTED SERVICES	72.00
UHL COMPANY INC	11/20/2025	REPAIRS TO HEATING BOILERS	606-49394-400	EQUIPMENT MAINTENANCE	8,250.68
MN DEPT OF LABOR & INDUST	11/14/2025	BOILER	606-49394-400	EQUIPMENT MAINTENANCE	330.00
5 STAR DISPOSAL	11/17/2025	GARBAGE	606-49394-380	UTILITIES	98.62
LOFFLER	11/19/2025	CONTRACT C3926I-MK01079-...	606-49394-200	OFFICE SUPPLIES	76.22
MERICKEL LUMBER & HDWR	11/20/2025	BATTERIES SHOWER CURTAIN	606-49394-211	GENERAL SUPPLIES	70.95
CITY OF WADENA	11/22/2025	UTILITY CHARGES	606-49394-380	UTILITIES	8,119.02

Vendor Name	Payment Date	Description (Payable)	Account Number	Account Name	Amount
TDS MEDIA DIRECT INC	11/28/2025	ADVERTISING	606-49394-350	PRINTING, PUBLISHING, ADVE...	350.00
				Department 49394 - ADMIN & GENERAL Total:	**18,412.16**
				Fund 606 - WELLNESS CENTER Total:	**29,976.81**
Fund: 805 - INVESTED CAPITAL ACCT					
MORETON CAPITAL MARKETS	11/07/2025	MOVE MONEY TO MORETON	805-10300	INVESTMENTS	1,000,000.00
					1,000,000.00
				Fund 805 - INVESTED CAPITAL ACCT Total:	**1,000,000.00**
Fund: 807 - FIRE RELIEF ASSOCIATION					
Department: 40000 - NON DEPARTMENTAL					
BPS CAPITAL MANAGEMENT, ...	11/20/2025	INVESTMENT FEES	807-40000-36210	INTEREST EARNINGS	-1.41
				Department 40000 - NON DEPARTMENTAL Total:	**-1.41**
				Fund 807 - FIRE RELIEF ASSOCIATION Total:	**-1.41**
				Grand Total:	**1,763,410.42**

Report Summary

Fund Summary

Fund	Payment Amount
101 - GENERAL FUND	100,363.54
204 - LIBRARY ENDOWMENT FUND	1.16
205 - PINEWOOD ESTATES	-38.10
207 - WDA REVOLVING LOAN FUND	10,633.25
208 - WDA LOAN FUND	1.62
209 - UNRESTRICTED MIF RLF	3.88
210 - MIF REVOLVING LOAN FUND	2.84
211 - MIF RLF #2	17.96
212 - SCDG COMMERCIAL FUND	3.76
213 - SCDG COMMERCIAL 2021	0.69
214 - SCDG HOUSING FUND	0.17
216 - INNOVATIVE MIF RLF	1.88
217 - KERN MIF LOAN	1.42
230 - PORT AUTHORITY FUND	3.66
250 - LIBRARY FUNDS-FRIENDS OF LIBRARY	62.04
315 - G.O. REFUNDING BONDS 2012	3.29
316 - PFA NOTES OF 2015	68.23
371 - MN EYECARE TIF 1-12	11,894.36
375 - HADC - TIF 1-18	19,945.56
389 - ROACH - TIF 1-10	11,894.36
401 - CAPITAL PROJECTS FUND	16,432.45
403 - DTED SMALL CITIES GRANT	-0.31
404 - SEWER/WATER CIP	43.86
405 - HWY 71 & 29 PROJECT	-2.68
406 - HWY 10 CITY UTILITIES PROJECT	98,177.52
410 - CAPITAL EQUIPMENT FUND	8,539.09
601 - SEWER FUND	20,579.84
602 - GOLF FUND	19,918.10
603 - ELECTRIC FUND	282,442.77
604 - WATER FUND	6,203.37
605 - LIQUOR FUND	126,235.44
606 - WELLNESS CENTER	29,976.81
805 - INVESTED CAPITAL ACCT	1,000,000.00
807 - FIRE RELIEF ASSOCIATION	-1.41
Grand Total:	**1,763,410.42**

Account Summary

Account Number	Account Name	Payment Amount
101-20803	SALES TAX	311.00
101-20804	TRANSIT SALES TAX	23.00
101-21707	CHAMP PLAN	2,274.31
101-40000-31028	HRA TAX SETTLEMENTS	44,914.48
101-40000-32110	LIQUOR LICENSE ON & O...	1,200.00
101-40000-32240	RIGHT OF WAY PERMIT ...	5,576.00
101-40000-36210	INTEREST RECEIVED	147.49
101-41100-304	LEGAL FEES	1,500.00
101-41100-340	C.V.B. PAYMENTS & EXP...	6,527.16
101-41100-350	PRINTING, PUBLISHING ...	269.83
101-41100-437	HILLTOP KITCHEN DONA...	4,000.00
101-41900-200	OFFICE SUPPLIES	91.78
101-41920-211	CLEANING SUPPLIES	51.39
101-41920-250	POP PURCHASES	76.65
101-41920-400	EQUIPMENT MAINTENA...	9.82
101-41920-401	BUILDING MAINTENANCE	570.73
101-42100-200	OFFICE SUPPLIES	40.56
101-42100-201	COMPUTER SUPPORT EX...	2,196.86
101-42100-212	MOTOR FUELS & LUBRIC...	30.24

Account Summary

Account Number	Account Name	Payment Amount
101-42100-321	TELEPHONE	263.94
101-42100-331	SCHOOLS, MEETING & T…	100.33
101-42100-380	UTILITIES	280.75
101-42100-400	VEHICLE REPAIR & MAIN…	880.72
101-42100-401	BUILDING MAINTENANCE	12.60
101-42200-200	OFFICE SUPPLIES	83.28
101-42200-210	FIREFIGHTING SUPPLIES…	5.60
101-42200-211	GENERAL SUPPLIES	461.09
101-42200-380	UTILITIES	629.46
101-42200-400	EQUIPMENT REPAIR & …	5,709.05
101-42200-433	DUES & SUBSCRIPTIONS	390.00
101-43100-200	OFFICE SUPPLIES	50.00
101-43100-210	GENERAL SUPPLIES	307.87
101-43100-315	SANITATION (SHADE TR…	49.93
101-43100-400	EQUIPMENT REPAIR & …	37.80
101-43100-417	UNIFORMS	415.50
101-43115-200	OFFICE SUPPLIES	166.77
101-43115-210	GENERAL SUPPLIES	395.32
101-43115-220	REPAIR & MAINTENANCE..	27.82
101-43115-380	UTILITIES	875.45
101-43122-400	EQUIPMENT REPAIR & …	5,590.08
101-43125-400	EQUIPMENT REPAIR & …	222.57
101-43126-400	EQUIPMENT REPAIR & …	150.53
101-43170-228	PATCHING MATERIAL	440.00
101-43220-400	EQUIPMENT REPAIR & …	37.97
101-43230-305	DUMPING FEES	877.88
101-45122-380	UTILITIES	65.09
101-45124-380	UTILITIES	629.71
101-45130-380	UTILITIES	206.86
101-45150-220	REPAIR & MAINTENANCE..	40.01
101-45150-380	UTILITIES	602.64
101-45150-433	DUES & SUBSCRIPTIONS	703.00
101-45200-200	OFFICE SUPPLIES	25.00
101-45200-217	OPERATING SUPPLIES-A…	585.00
101-45200-380	UTILITIES	658.14
101-45200-400	EQUIPMENT REPAIR & …	638.89
101-45200-433	DUES AND SUBSCRIPTIO…	967.50
101-45500-200	OFFICE SUPPLIES	33.58
101-45500-220	BUILDING REPAIR & MA…	6.90
101-45500-380	UTILITIES	1,123.63
101-45500-470	LIBRARY GIFTS & DONAT…	1,008.00
101-49300-220	REPAIR & MAINTENANCE..	247.56
101-49300-380	UTILITIES	790.28
101-49300-400	EQUIPMENT REPAIR & …	58.98
101-49300-433	DUES & SUBSCRIPTIONS	15.00
101-49350-360	CHAMP INSURANCE EXP…	189.69
101-49350-457	DONATION (FISCAL) EXP…	1,971.81
101-49370-200	OFFICE SUPPLIES	66.78
101-49370-331	SCHOOLS, MEETING & T…	78.95
101-49400-530	PARK BUILDINGS & STR…	1,376.93
204-40000-36210	INTEREST EARNINGS	1.16
205-40000-36210	INTEREST EARNINGS	-38.10
207-40000-36210	INTEREST EARNINGS	33.80
207-46500-437	DEVELOPMENT LOAN EX…	10,599.45
208-40000-36210	INTEREST INCOME	1.62
209-40000-36210	INTEREST EARNINGS	3.88
210-40000-36210	INTEREST EARNINGS	2.84
211-40000-36210	INTEREST EARNINGS	17.96

Account Summary

Account Number	Account Name	Payment Amount
212-40000-36210	INTEREST EARNINGS	3.76
213-40000-36210	INTEREST EARNINGS	0.69
214-40000-36210	INTEREST EARNINGS	0.17
216-40000-36210	INTEREST EARNINGS	1.88
217-40000-36210	INTEREST EARNINGS	1.42
230-40000-36210	INTEREST EARNINGS	3.66
250-40000-36210	INTEREST EARNINGS	62.04
315-40000-36210	INTEREST EARNINGS	3.29
316-40000-36210	INTEREST EARNINGS	68.23
371-49950-141	TIF REIMBURSEMENTS	11,894.36
375-49950-141	TIF REIMBURSEMENTS	19,945.56
389-49950-141	TIF REIMBURSEMENTS	11,894.36
401-40000-36210	INTEREST EARNINGS	237.42
401-49630-425	LIBRARY REMODEL PROJ…	16,195.03
403-40000-36210	INTEREST EARNINGS	-0.31
404-40000-36210	INTEREST EARNINGS	43.86
405-40000-36210	INTEREST EARNINGS	-2.68
406-40000-36210	INTEREST EARNINGS	19.34
406-43100-421	HWY 10 UTILITIES ROAD …	9,815.82
406-49415-421	HWY 10 UTILITIES WATE…	44,171.18
406-49450-421	HWY 10 UTILITIES SEWER..	44,171.18
410-40000-36210	INTEREST EARNINGS	-0.91
410-49300-576	APRON RECONSTRUCT	8,540.00
601-40000-36210	INTEREST EARNINGS	64.20
601-49470-380	UTILITIES	262.94
601-49470-400	EQUIPMENT REPAIR & …	2,448.18
601-49480-142	UNEMPLOYMENT AND S…	4,335.09
601-49480-200	OFFICE SUPPLIES	264.66
601-49480-210	GENERAL SUPPLIES	52.00
601-49480-212	MOTOR FUELS & LUBRIC…	1,844.00
601-49480-216	CHEMICALS & CHEMICAL…	2,766.00
601-49480-220	REPAIR & MAINTENANCE..	1,813.51
601-49480-228	SAFETY EXPENSES	104.00
601-49480-315	SANITATION EXPENSE	51.66
601-49480-380	UTILITIES	4,272.35
601-49480-400	EQUIPMENT REPAIR & …	1,890.88
601-49480-417	UNIFORMS	150.37
601-49480-444	SAC EXPENSES	260.00
602-20803	SALES TAX	1,201.00
602-20804	TRANSIT SALES TAX	81.00
602-40000-36210	INTEREST EARNINGS	9.27
602-49831-225	COURSE MAINTENANCE …	798.29
602-49831-417	CLOTHING ALLOWANCE	185.32
602-49833-201	COMPUTER/SOFTWARE …	411.03
602-49833-210	CLUBHOUSE EXPENSES	24.37
602-49833-220	MAINTENANCE SUPPLIES	44.31
602-49833-380	UTILITIES	1,627.56
602-49833-411	LICENSES & PERMITS	875.00
602-49833-415	CLUBHOUSE RENTALS(C…	14,500.00
602-49833-417	CLOTHING ALLOWANCE	140.95
602-49833-433	DUES & SUBSCRIPTIONS	20.00
603-20800	CREDIT CARD FEES	1,214.81
603-20803	SALES TAX	21,059.00
603-20804	TRANSIT SALES TAX	1,531.00
603-40000-36210	INTEREST EARNINGS	371.58
603-49555-225	UTILITY CREDIT CARD FE…	575.99
603-49555-900	PURCHASED POWER	251,160.00
603-49584-220	REPAIR & MAINTENANCE..	896.60

Account Summary

Account Number	Account Name	Payment Amount
603-49586-220	REPAIR & MAINTENANCE..	670.00
603-49903-200	OFFICE SUPPLIES	637.48
603-49903-322	POSTAGE	1,053.17
603-49908-307	ENERGY CONSERVATION...	49.00
603-49920-200	OFFICE SUPPLIES	786.69
603-49920-306	DRUG TESTING EXPENSES	104.00
603-49920-321	TELEPHONE	40.01
603-49920-322	POSTAGE	500.00
603-49932-210	OPERATING SUPPLIES	98.62
603-49933-220	REPAIR & MAINTENANCE..	93.99
603-49933-400	EQUIPMENT REPAIR & ...	1,600.83
604-40000-36210	INTEREST EARNINGS	80.22
604-49405-380	UTILITIES	4,198.98
604-49410-210	GENERAL SUPPLIES	1,743.15
604-49420-210	GENERAL SUPPLIES	79.28
604-49420-321	TELEPHONE	78.42
604-49430-210	GENERAL SUPPLIES	23.32
605-20803	SALES TAX	20,112.00
605-20804	TRANSIT SALES TAX	1,064.00
605-40000-36210	INTEREST EARNINGS	44.55
605-49750-251	LIQUOR PURCHASES	22,855.86
605-49750-252	BEER PURCHASES	75,282.69
605-49750-254	MIX & SOFTDRINK PURC...	1,289.71
605-49750-256	CIGARETTE PURCHASES	3,314.06
605-49750-333	FREIGHT	487.39
605-49751-200	OFFICE SUPPLIES	66.78
605-49751-342	ADVERTISING EXPENSE	400.00
605-49751-433	DUES AND SUBSCRIPTIO...	20.00
605-49752-417	CLOTHING ALLOWANCE	363.38
605-49754-211	CLEANING SUPPLIES	63.31
605-49754-380	UTILITIES	794.40
605-49754-400	EQUIPMENT REPAIR & ...	77.31
606-20803	SALES TAX	2,163.00
606-20804	TRANSIT TAX	157.00
606-40000-36210	INTEREST EARNINGS	-25.98
606-40000-37220	MEMBERSHIP FEES	951.36
606-49390-216	CHEMICALS	3,707.28
606-49390-433	DUES AND SUBSCRIPTIO...	1,660.00
606-49391-220	MAINTENANCE SUPPLIES	360.99
606-49392-400	EQUIPMENT MAINTENA...	2,591.00
606-49394-107	CONTRACTED SERVICES	232.00
606-49394-200	OFFICE SUPPLIES	271.89
606-49394-211	GENERAL SUPPLIES	209.95
606-49394-350	PRINTING, PUBLISHING, ...	350.00
606-49394-380	UTILITIES	8,567.64
606-49394-400	EQUIPMENT MAINTENA...	8,780.68
805-10300	INVESTMENTS	1,000,000.00
807-40000-36210	INTEREST EARNINGS	-1.41
	Grand Total:	**1,763,410.42**

Project Account Summary

Project Account Key	Payment Amount
None	1,763,410.42
Grand Total:	**1,763,410.42**

City of Wadena, MN

Prior-Year Comparative Income Statement

Account Summary

For the Period Ending 11/30/2025

		2024 Nov. Activity	2025 Nov. Activity	Variance %	2024 YTD Activity	2025 YTD Activity	Variance %
Fund: 101 - GENERAL FUND							
Revenue							
101-40000-31020	CURRENT AD VALOREM TAXES	$0.00	$500.30	0.00%	$456,202.72	$492,353.98	7.92%
101-40000-31022	EQUIP BD TAX LEVY	$0.00	$0.00	0.00%	$232,983.59	$173,912.97	-25.35%
101-40000-31023	CAPITAL OUTLAY IMPROV LEVY	$0.00	$0.00	0.00%	$0.00	$72,334.35	0.00%
101-40000-31025	PORT AUTHORITY AD VOLOREM TAX	$0.00	$0.00	0.00%	$56,772.83	$0.00	-100.00%
101-40000-31028	HRA TAX SETTLEMENTS	($16,902.72)	($44,898.09)	-165.63%	$0.00	$16.39	0.00%
101-40000-31030	DELIQUENT AD VOLOREM TAXES	$0.00	$0.00	0.00%	$11,942.96	$17,101.09	43.19%
101-40000-31040	HOUSING AUTH. IN LIEU OF TAXES	$0.00	$0.00	0.00%	$10,800.19	$11,112.03	2.89%
101-40000-31410	HOTEL/MOTEL TAX	$294.57	$7,570.21	2,469.92%	$32,244.31	$33,039.27	2.47%
101-40000-31810	CABLE T.V. FRANCHISE FEES	$11,703.33	$10,828.05	-7.48%	$52,998.21	$47,397.47	-10.57%
101-40000-31820	GAS FRANCHISE FEES	$11,798.33	$11,701.09	-0.82%	$48,047.97	$47,653.34	-0.82%
101-40000-32110	LIQUOR LICENSE ON & OFF	$0.00	$13,625.00	0.00%	$20,009.00	$35,634.00	78.09%
101-40000-32120	BEER LICENSES-ON & OFF SALE	$0.00	$2,964.00	0.00%	$1,120.00	$4,084.00	264.64%
101-40000-32130	CIGARETTE LICENSES	$0.00	$300.00	0.00%	$450.00	$825.00	83.33%
101-40000-32140	PEDDLERS PERMITS	$0.00	$0.00	0.00%	$0.00	$280.00	0.00%
101-40000-32170	REFUSE OR JUNK DEALER LICENSE	$0.00	$200.00	0.00%	$80.00	$440.00	450.00%
101-40000-32190	OTHER LICENSES & PERMITS	$0.00	$980.00	0.00%	$830.00	$2,770.00	233.73%
101-40000-32210	BUILDING PERMITS	$350.00	$700.00	100.00%	$9,585.00	$14,155.00	47.68%
101-40000-32230	SIGN PERMIT	$0.00	$75.00	0.00%	$375.00	$375.00	0.00%
101-40000-32240	RIGHT OF WAY PERMIT FEES	$75.00	($5,426.00)	-7,334.67%	$250.00	$5,660.55	2,164.22%
101-40000-33410	LOCAL (LGA) GOVERNMENT AID	$0.00	$0.00	0.00%	$1,066,731.50	$1,068,197.50	0.14%
101-40000-33412	SM CITIES ROAD & BRIDGE AID	$0.00	$0.00	0.00%	$0.00	$20,340.50	0.00%
101-40000-33420	MARKET VALUE HOMESTEAD CREDIT	$0.00	$0.00	0.00%	$90.14	$86.93	-3.56%
101-40000-33421	LOCAL REBATES	$0.00	$0.00	0.00%	$343.58	$0.00	-100.00%
101-40000-33423	OTHER STATE AIDS & GRANTS	$0.00	$0.00	0.00%	$165,113.24	$0.00	-100.00%
101-40000-33424	STATE AIRPORT MAINTENANCE REIM	$0.00	$0.00	0.00%	$49,493.00	$27,493.00	-44.45%
101-40000-34110	CITY OFFICE POP	$0.00	$0.00	0.00%	($277.97)	$0.50	100.18%
101-40000-34185	DARE G.S. DONATIONS	$0.00	$0.00	0.00%	$83.53	$0.00	-100.00%
101-40000-34187	CRIME PREVENTION DONATIONS	$64.04	$0.00	-100.00%	$164.04	$200.00	21.92%
101-40000-34190	POLICE ACCIDENT REPORTS	$13.95	$5.58	-60.00%	$170.28	$122.76	-27.91%
101-40000-34195	SPECIAL EVENT POLICE OFFICE	$0.00	$0.00	0.00%	$823.00	$3,367.49	309.17%
101-40000-34200	PUBLIC SAFETY (POLICE DEPT.)	$0.00	$0.00	0.00%	$50.00	$75.00	50.00%
101-40000-34201	FIRE DEPARTMENT MISC. REVENUE	$0.00	$0.00	0.00%	$2,880.00	$600.00	-79.17%
101-40000-34202	FIRE DEPT. (EMERGENCY CALLS)	$0.00	$0.00	0.00%	($500.00)	$31,107.33	6,321.47%
101-40000-34203	FIRE DEPT. (STANDBY FEES)	$0.00	$0.00	0.00%	$70,551.00	$76,579.00	8.54%

		2024 Nov. Activity	2025 Nov. Activity	Variance %	2024 YTD Activity	2025 YTD Activity	Variance %
101-40000-34300	HIGHWAYS AND STREETS	$5,786.37	$1,996.40	-65.50%	$25,934.10	$26,803.60	3.35%
101-40000-34400	SHELTER REVENUES	$60.00	$0.00	-100.00%	$7,717.00	$8,360.70	8.34%
101-40000-34402	CAMPGROUND (CAMPING,MDSE,ETC)	$70.78	$0.00	-100.00%	$59,707.97	$78,506.35	31.48%
101-40000-34406	SENIOR BANNER REVENUE	$0.00	$0.00	0.00%	$0.00	$1,885.00	0.00%
101-40000-34500	PLANNING & ZONING	$0.00	$0.00	0.00%	$50.00	$250.00	400.00%
101-40000-34600	AIRPORT LAND LEASES/HANGAR RNT	$2,110.00	$2,310.00	9.48%	$40,012.04	$25,576.00	-36.08%
101-40000-34625	AIRPORT DONATIONS & MISC	$0.00	$0.00	0.00%	$20.00	$9,000.00	44,900.00%
101-40000-34650	AIRPORT FUEL	$1,043.90	$498.63	-52.23%	$18,314.54	$16,698.36	-8.82%
101-40000-34701	COUNCIL FILING FEES	$0.00	$0.00	0.00%	$2.00	$0.00	-100.00%
101-40000-34702	LIBRARY MISCELLANEOUS	$0.00	$0.00	0.00%	$35.00	$0.00	-100.00%
101-40000-36100	SPEC.ASSMTS. PRINCIPAL	$5,225.93	$0.00	-100.00%	$55,631.34	$21,718.62	-60.96%
101-40000-36101	INTEREST ON SPECIAL ASSESSMENT	($8,105.87)	$0.00	100.00%	$4,493.89	$7,485.52	66.57%
101-40000-36102	INTEREST ON DELINQUENT TAXES	$0.00	$0.00	0.00%	$543.63	$0.00	-100.00%
101-40000-36210	INTEREST RECEIVED	$7,131.99	$3,932.00	-44.87%	$89,543.27	$84,856.20	-5.23%
101-40000-36216	LIBRARY DONATIONS	$0.00	$54.13	0.00%	$438.91	$5,877.79	1,239.18%
101-40000-36232	RENTS-ALL OTHER	$1,500.00	$1,500.00	0.00%	$20,048.00	$33,641.00	67.80%
101-40000-36233	COUNCIL CHAMBER RENTS	$0.00	$0.00	0.00%	($90.00)	$960.00	1,166.67%
101-40000-36250	REIMBURSEMENTS	$0.00	$0.00	0.00%	$6,216.06	$0.00	-100.00%
101-40000-36260	MISCELLANEOUS REVENUES	$873.81	$0.00	-100.00%	$19,303.51	$1,116.44	-94.22%
101-40000-36261	SPECIAL ASSESSMENT SEARCH	$240.00	$80.00	-66.67%	$1,460.00	$3,120.00	113.70%
101-40000-36262	LIBRARY DEBT DONATIONS	$0.00	$0.00	0.00%	$146,160.00	$137,000.00	-6.27%
101-40000-36270	(FISCAL HOST) DONATIONS	$1,100.00	$2,700.00	145.45%	$1,100.00	$18,000.00	1,536.36%
101-40000-36300	CHANGE IN FAIR VALUE/INVESTMNT	$4,350.64	$4,715.75	8.39%	$26,409.59	$36,227.29	37.17%
101-40000-37450	LATE FEES	($17.34)	$41.01	336.51%	$233.17	$328.97	41.09%
101-40000-39201	TRANSFERS FROM ELECTRIC FUND	$27,084.00	$27,084.00	0.00%	$297,916.00	$297,924.00	0.00%
101-40000-39203	TRANSFERS FROM LIQUOR FUND	$10,000.00	$10,000.00	0.00%	$110,000.00	$110,000.00	0.00%
101-40000-39204	TRANSFER FROM RESERVE	$0.00	$0.00	0.00%	$0.00	($188,651.00)	0.00%
101-41000-33490	STATE FIREFIGHTERS RELIEF AID	$0.00	$0.00	0.00%	$45,335.06	$53,669.73	18.38%
101-42100-33430	LOCAL POLICE AIDS & DONATIONS	$500.00	$33,394.95	6,578.99%	$99,485.98	($2,129.83)	-102.14%
101-42100-33480	POLICE STATE AID	$0.00	$0.00	0.00%	$119,513.63	$110,868.11	-7.23%
101-42100-35101	COURT FINES	$1,917.75	$1,017.21	-46.96%	$22,970.06	$17,368.95	-24.38%
101-42100-35104	ADMINISTRATIVE FINES	$30.00	$180.00	500.00%	$8,780.00	$7,795.00	-11.22%
101-42200-33423	FIRE STATE AIDS & GRANTS	$3,000.00	$0.00	-100.00%	$18,308.62	$1,468.60	-91.98%
101-42200-33430	LOCAL FIRE AIDS & DONATIONS	$0.00	$6,388.52	0.00%	$48,082.20	$19,788.59	-58.84%
101-45200-33430	LOCAL PARKS AIDS & DONATIONS	$4,545.00	$1,494.00	-67.13%	$7,221.00	$23,008.81	218.64%
	Revenue Total:	**$75,843.46**	**$96,511.74**	**27.25%**	**$3,591,303.69**	**$3,155,837.25**	**-12.13%**
Expense							
101-41100-107	CONTRACTED SERVICES	$0.00	$0.00	0.00%	$522.50	$0.00	100.00%
101-41100-301	AUDIT FEES	$0.00	$0.00	0.00%	$10,708.02	$9,529.39	11.01%
101-41100-303	CITY CODE CODIFICATION	$37.05	$0.00	100.00%	$1,180.29	$500.00	57.64%
101-41100-304	LEGAL FEES	$4,596.50	$1,500.00	67.37%	$53,848.75	$21,649.67	59.80%
101-41100-321	PHONE SERVICE - LONG DISTANCE	$0.00	($119.50)	0.00%	($100.41)	$0.08	-100.08%

		2024 Nov. Activity	2025 Nov. Activity	Variance %	2024 YTD Activity	2025 YTD Activity	Variance %
101-41100-340	C.V.B. PAYMENTS & EXPENSES	$3,627.27	$6,527.16	-79.95%	$32,889.71	$27,395.27	16.71%
101-41100-350	PRINTING, PUBLISHING & ADV.	$232.88	$269.83	-15.87%	$4,624.71	$8,603.33	-86.03%
101-41100-365	SENIOR CITIZENS BLDG EXPENSE	$0.00	$0.00	0.00%	$1,897.92	$482.00	74.60%
101-41100-412	AUDITORIUM LEASE PAYMENTS	$0.00	$0.00	0.00%	$15,850.05	$15,850.05	0.00%
101-41100-414	SOFTWARE ANNUAL FEES	$633.50	$0.00	100.00%	$751.40	$216.47	71.19%
101-41100-433	DUES AND SUBSCRIPTIONS	$0.00	$0.00	0.00%	$9,620.00	$28,785.52	-199.23%
101-41100-437	HILLTOP KITCHEN DONATION	$0.00	$4,000.00	0.00%	$4,000.00	$4,000.00	0.00%
101-41100-438	CCY PROGRAM APPROPRIATION	$0.00	$0.00	0.00%	$3,945.00	$4,445.00	-12.67%
101-41100-439	HISTORICAL SOCIETY CONTRIBTION	$0.00	$0.00	0.00%	$4,000.00	$2,000.00	50.00%
101-41100-490	TAX ABATEMENT REIMBURSEMENTS	$0.00	$0.00	0.00%	$7,561.59	$6,802.91	10.03%
101-41110-103	SALARIES PART TIME REGULAR	$2,316.67	$2,316.67	0.00%	$25,444.21	$22,716.70	10.72%
101-41110-122	F.I.C.A.	$177.24	$177.24	0.00%	$1,946.63	$1,737.96	10.72%
101-41110-201	COUNCIL TECHNOLOGY EXPENSE	$0.00	$0.00	0.00%	$0.00	$171.69	0.00%
101-41110-331	SCHOOLS, MEETING & TRAVEL EXP.	$0.00	$0.00	0.00%	$0.00	$588.26	0.00%
101-41110-350	PRINTING, PUBLISHING & ADV.	$0.00	$0.00	0.00%	$156.99	$901.65	-474.34%
101-41110-360	INSURANCE	$76.00	$0.00	100.00%	$76.00	$0.00	100.00%
101-41400-101	SALARIES-FULL TIME REGULAR	$2,857.00	$2,942.84	-3.00%	$34,229.83	$33,834.07	1.16%
101-41400-121	P.E.R.A.	$214.28	$220.72	-3.01%	$2,562.89	$2,537.64	0.99%
101-41400-122	F.I.C.A.	$195.12	$173.36	11.15%	$2,384.66	$2,314.03	2.96%
101-41400-131	HEALTH, LIFE, HSA, DEFERRED COMP	$437.62	$474.55	-8.44%	$5,112.55	$5,141.11	-0.56%
101-41400-133	LIFE INSURANCE	$0.00	$0.00	0.00%	$42.06	$0.00	100.00%
101-41400-331	SCHOOLS, MEETING & TRAVEL EXP.	$175.00	$0.00	100.00%	$3,477.29	$3,040.08	12.57%
101-41400-360	INSURANCE	$277.94	$0.00	100.00%	$288.94	$0.00	100.00%
101-41400-417	CLOTHING ALLOWANCE	$0.00	$0.00	0.00%	$0.00	$185.96	0.00%
101-41400-433	DUES AND SUBSCRIPTIONS	$0.00	$0.00	0.00%	$50.00	$414.00	-728.00%
101-41410-107	ELECTION WORKERS	$3,584.42	$0.00	100.00%	$8,653.62	$0.00	100.00%
101-41410-200	OFFICE SUPPLIES	$0.00	$0.00	0.00%	$212.44	$0.00	100.00%
101-41410-210	ELECTION EQUIPMENT	$0.00	$0.00	0.00%	$157.21	$0.00	100.00%
101-41410-331	MASLOWSKI FACILITY RENTAL FEES	$0.00	$0.00	0.00%	$750.00	$0.00	100.00%
101-41530-101	SALARIES FULL TIME REGULAR	$7,522.13	$7,205.39	4.21%	$100,237.05	$86,176.07	14.03%
101-41530-102	SALARIES FULL TIME OVERTIME	$0.00	$0.00	0.00%	$17.56	$0.00	100.00%
101-41530-121	P.E.R.A.	$564.15	$540.41	4.21%	$7,467.73	$6,480.16	13.22%
101-41530-122	F.I.C.A.	$527.70	$433.71	17.81%	$7,058.59	$5,993.17	15.09%
101-41530-131	HEALTH, LIFE, HSA, DEFERRED COMP	$1,710.07	$1,765.64	-3.25%	$20,593.03	$19,406.91	5.76%
101-41530-133	LIFE INSURANCE	$0.00	$0.00	0.00%	$218.67	$0.00	100.00%
101-41530-142	SEVERENCE PAY	$0.00	$0.00	0.00%	$7,661.16	$0.00	100.00%
101-41530-331	SCHOOLS, MEETINGS & TRAVEL	$0.00	$0.00	0.00%	$500.00	$3,732.14	-646.43%
101-41530-360	INSURANCE	$277.95	$0.00	100.00%	$288.95	$0.00	100.00%
101-41530-417	CLOTHING ALLOWANCE	$0.00	$0.00	0.00%	$387.47	$350.00	9.67%
101-41530-433	DUES & SUBSCRIPTIONS	$0.00	$0.00	0.00%	$390.00	$0.00	100.00%
101-41900-101	SALARIES FULL TIME REGULAR	$5,469.61	$6,556.29	-19.87%	$70,118.61	$73,859.79	-5.34%
101-41900-121	P.E.R.A.	$410.21	$491.71	-19.87%	$5,114.28	$5,543.15	-8.39%

		2024 Nov. Activity	2025 Nov. Activity	Variance %	2024 YTD Activity	2025 YTD Activity	Variance %
101-41900-122	F.I.C.A.	$402.30	$458.29	-13.92%	$5,145.04	$5,388.44	-4.73%
101-41900-131	HEALTH, LIFE, HSA, DEFERRED COMP	$883.64	$1,060.95	-20.07%	$10,179.69	$11,221.73	-10.24%
101-41900-133	LIFE INSURANCE	$0.00	$0.00	0.00%	$129.80	$0.00	100.00%
101-41900-200	OFFICE SUPPLIES	$94.84	$91.78	3.23%	$1,587.96	$4,571.23	-187.87%
101-41900-220	REPAIR & MAINTENANCE SUPPLIES	$0.00	$0.00	0.00%	$0.00	$11.88	0.00%
101-41900-225	ADDITIONAL MAPPING PURCHASES	$0.00	$0.00	0.00%	$1,560.00	$1,560.00	0.00%
101-41900-321	TELEPHONE	$27.30	$0.00	100.00%	$328.97	$274.82	16.46%
101-41900-360	INSURANCE	$277.94	$0.00	100.00%	$288.94	$0.00	100.00%
101-41900-417	CLOTHING ALLOWANCE	$0.00	$0.00	0.00%	$0.00	$54.00	0.00%
101-41900-433	DUES & SUBSCRIPTIONS	$0.00	$0.00	0.00%	$0.00	$119.40	0.00%
101-41920-101	SALARIES FULL TIME REGULAR	$970.00	$3,541.45	-265.10%	$14,047.70	$40,610.60	-189.09%
101-41920-121	P.E.R.A.	$72.73	$265.60	-265.19%	$1,026.06	$3,045.49	-196.81%
101-41920-122	F.I.C.A.	$70.39	$257.84	-266.30%	$1,014.20	$4,477.92	-341.52%
101-41920-131	HEALTH, LIFE, HSA, DEFERRED COMP	$202.27	$761.40	-276.43%	$2,705.27	$6,845.47	-153.04%
101-41920-133	LIFE INSURANCE	$0.00	$0.00	0.00%	$34.30	$0.00	100.00%
101-41920-200	OFFICE SUPPLIES/COPIER LEASE	$72.52	$0.00	100.00%	$4,670.67	$2,410.34	48.39%
101-41920-211	CLEANING SUPPLIES	$109.29	$51.39	52.98%	$1,151.52	$3,400.46	-195.30%
101-41920-250	POP PURCHASES	$0.00	$76.65	0.00%	$313.38	$93.58	70.14%
101-41920-360	INSURANCE	$6,876.54	$0.00	100.00%	$6,989.54	$0.00	100.00%
101-41920-400	EQUIPMENT MAINTENANCE & EXPENS	$96.42	$9.82	89.82%	$975.18	$1,074.75	-10.21%
101-41920-401	BUILDING MAINTENANCE	$0.00	$570.73	0.00%	$5,719.78	$2,401.52	58.01%
101-41920-417	CLOTHING ALLOWANCE	$75.00	$0.00	100.00%	$215.00	$190.00	11.63%
101-42100-101	SALARIES FULL TIME REGULAR	$59,322.38	$63,395.69	-6.87%	$670,291.39	$722,619.31	-7.81%
101-42100-102	SALARIES FULL TIME OVERTIME	$3,084.48	$3,175.12	-2.94%	$36,588.14	$36,991.78	-1.10%
101-42100-103	SALARIES PART TIME REGULAR	$6,777.90	$4,932.88	27.22%	$47,998.44	$54,898.64	-14.38%
101-42100-121	P.E.R.A.	$11,807.82	$12,179.35	-3.15%	$128,440.17	$139,400.99	-8.53%
101-42100-122	F.I.C.A.	$1,262.84	$1,228.49	2.72%	$14,260.69	$14,456.18	-1.37%
101-42100-131	HEALTH, LIFE, HSA, DEFERRED COMP	$11,094.42	$13,503.45	-21.71%	$112,171.50	$143,301.57	-27.75%
101-42100-133	LIFE INSURANCE	$0.00	$0.00	0.00%	$951.81	$0.00	100.00%
101-42100-142	UNEMPLOYMENT/SEVERENCE PAY	$0.00	$0.00	0.00%	$2,550.88	$0.00	100.00%
101-42100-200	OFFICE SUPPLIES	$486.48	$40.56	91.66%	$5,093.28	$2,986.16	41.37%
101-42100-201	COMPUTER SUPPORT EXPENSE	$260.90	$2,196.86	-742.03%	$20,469.91	$14,573.88	28.80%
101-42100-210	POLICE EQUIPMENT	$1,676.95	$0.00	100.00%	$11,369.16	$5,903.99	48.07%
101-42100-211	GENERAL SUPPLIES	$0.00	$0.00	0.00%	$5,227.42	$1,961.03	62.49%
101-42100-212	MOTOR FUELS & LUBRICANTS	$1,418.61	$30.24	97.87%	$18,720.33	$20,789.89	-11.06%
101-42100-220	REPAIR & MAINTENANCE SUPPLIES	$52.98	$0.00	100.00%	$1,349.50	$1,138.60	15.63%
101-42100-231	INVESTIGATION SUPPLIES	$0.00	$0.00	0.00%	$54.43	$382.64	-602.99%
101-42100-308	CRIME PREVENTION PROGRAMS	$0.00	$0.00	0.00%	$133.96	$545.22	-307.00%
101-42100-310	EMERGENCY MANAGEMENT EXPENSES	$0.00	$0.00	0.00%	$200.00	$1,469.00	-634.50%
101-42100-321	TELEPHONE	$204.90	$369.38	-80.27%	$2,123.66	$6,869.21	-223.46%
101-42100-322	POSTAGE	$0.00	$0.00	0.00%	$167.32	$261.74	-56.43%
101-42100-331	SCHOOLS, MEETING & TRAVEL EXP.	$15.01	$100.33	-568.42%	$6,734.10	$8,989.39	-33.49%

		2024 Nov. Activity	2025 Nov. Activity	Variance %	2024 YTD Activity	2025 YTD Activity	Variance %
101-42100-333	LEXIPOL PROGRAMMING	$0.00	$0.00	0.00%	$0.00	$476.74	0.00%
101-42100-350	PRINTING, PUBLISHING & ADV.	$1,198.50	$0.00	100.00%	$1,087.16	$482.58	55.61%
101-42100-360	INSURANCE	$59,365.27	$0.00	100.00%	$63,376.27	$0.00	100.00%
101-42100-380	UTILITIES	$222.75	$280.75	-26.04%	$4,315.27	$4,690.51	-8.70%
101-42100-400	VEHICLE REPAIR & MAINTENANCE	$424.19	$880.72	-107.62%	$7,336.97	$20,730.23	-182.54%
101-42100-401	BUILDING MAINTENANCE	$0.00	$12.60	0.00%	$15.98	$12.60	21.15%
101-42100-417	CLOTHING ALLOWANCE	$1,344.63	$0.00	100.00%	$9,791.99	$4,847.93	50.49%
101-42100-433	DUES AND SUBSCRIPTIONS	$0.00	$0.00	0.00%	$3,877.94	$6,285.88	-62.09%
101-42100-440	GRANT EXPENSES	$6,791.13	$0.00	100.00%	$35,783.92	$17,094.80	52.23%
101-42160-434	DARE EXPENSES	$0.00	$0.00	0.00%	$1,761.64	$0.00	100.00%
101-42160-435	DRUG & FORFEITURES EXPENSES	$0.00	$0.00	0.00%	$9,578.58	$5,737.05	40.11%
101-42160-436	RED FLAG/GREEN FLAG EXENSES	$0.00	$0.00	0.00%	$302.48	$0.00	100.00%
101-42200-101	SALARIES FULL TIME REGULAR	$194.00	$664.75	-242.65%	$3,711.92	$3,547.39	4.43%
101-42200-102	SALARIES FULL TIME OVERTIME	$701.91	$416.40	40.68%	$6,897.69	$10,158.01	-47.27%
101-42200-103	SALARIES PART TIME REGULAR	$386.19	$442.00	-14.45%	$24,818.25	$5,093.92	79.48%
101-42200-104	OFFICER SALARY	$0.00	$873.12	0.00%	$9,569.61	$10,374.18	-8.41%
101-42200-105	TRAINING/MEETING	$538.84	$452.91	15.95%	$19,239.19	$15,138.17	21.32%
101-42200-106	FIRE CALL PAY	$1,687.42	$438.30	74.03%	$12,393.99	$15,603.48	-25.90%
101-42200-121	P.E.R.A.	$83.25	$111.52	-33.96%	$743.09	$1,385.08	-86.39%
101-42200-122	F.I.C.A. AND/OR MEDICARE	$121.79	$142.36	-16.89%	$1,916.66	$2,171.16	-13.28%
101-42200-124	FIRE RELIEF ASSOC CLEARING ACCOU...	$45,335.06	$0.00	100.00%	$45,335.06	$55,630.67	-22.71%
101-42200-131	HEALTH, LIFE, HSA, DEFERRED COMP	$82.97	$173.86	-109.55%	$1,507.67	$1,143.76	24.14%
101-42200-133	LIFE INSURANCE	$0.00	$0.00	0.00%	$18.54	$0.00	100.00%
101-42200-200	OFFICE SUPPLIES	$128.71	$83.28	35.30%	$1,733.57	$1,538.40	11.26%
101-42200-210	FIREFIGHTING SUPPLIES & EQUIP	$2,835.98	$1,408.36	50.34%	$8,229.92	$7,713.94	6.27%
101-42200-211	GENERAL SUPPLIES	$1,433.48	$461.09	67.83%	$2,383.64	$2,448.80	-2.73%
101-42200-212	MOTOR FUELS & LUBRICANTS	$378.67	$0.00	100.00%	$2,538.32	$2,481.70	2.23%
101-42200-309	MUTUAL AID RUN FEES	$0.00	$0.00	0.00%	$0.00	$15,450.00	0.00%
101-42200-321	TELEPHONE	$201.44	$75.00	62.77%	$1,969.23	$2,216.19	-12.54%
101-42200-331	SCHOOLS, MEETING & TRAVEL EXP.	$969.43	$995.00	-2.64%	$14,826.33	$22,622.39	-52.58%
101-42200-350	PRINTING, PUBLISHING & ADV.	$156.00	$0.00	100.00%	$281.00	$136.69	51.36%
101-42200-360	INSURANCE	$12,559.20	$0.00	100.00%	$12,542.20	$0.00	100.00%
101-42200-380	UTILITIES	$710.98	$629.46	11.47%	$11,168.58	$10,744.17	3.80%
101-42200-400	EQUIPMENT REPAIR & MAINTENANCE	$0.00	$5,774.51	0.00%	$4,814.03	$15,038.18	-212.38%
101-42200-402	FIREHALL BUILDING MAINTENANCE	$0.00	$15.81	0.00%	$2,318.96	$7,785.25	-235.72%
101-42200-430	FIREFIGHTER PHYSICALS	$0.00	$0.00	0.00%	$160.00	$206.25	-28.91%
101-42200-433	DUES & SUBSCRIPTIONS	$290.00	$390.00	-34.48%	$443.00	$865.75	-95.43%
101-43100-101	SALARIES FULL TIME REGULAR	$6,023.08	$5,762.24	4.33%	$90,279.91	$82,494.94	8.62%
101-43100-102	SALARIES FULL TIME OVERTIME	$85.05	$0.00	100.00%	$626.38	$117.45	81.25%
101-43100-121	P.E.R.A.	$463.74	$437.81	5.59%	$6,858.22	$5,893.33	14.07%
101-43100-122	F.I.C.A.	$421.95	$404.32	4.18%	$6,498.36	$5,528.25	14.93%
101-43100-131	HEALTH, LIFE, HSA, DEFERRED COMP	$1,162.94	$1,168.84	-0.51%	$15,398.57	$14,983.60	2.69%

		2024 Nov. Activity	2025 Nov. Activity	Variance %	2024 YTD Activity	2025 YTD Activity	Variance %
101-43100-133	LIFE INSURANCE	$0.00	$0.00	0.00%	$121.25	$0.00	100.00%
101-43100-200	OFFICE SUPPLIES	$584.03	$50.00	91.44%	$2,967.95	$2,035.52	31.42%
101-43100-210	GENERAL SUPPLIES	$497.58	$307.87	38.13%	$3,989.38	$1,391.19	65.13%
101-43100-212	MOTOR FUELS & LUBRICANTS	$296.17	$0.00	100.00%	$4,353.40	$2,965.41	31.88%
101-43100-228	SAFETY EXPENSES	$275.28	$0.00	100.00%	$6,736.98	$12,082.69	-79.35%
101-43100-229	SIDEWALK REPAIRS	$0.00	$0.00	0.00%	$1,587.15	$1,255.34	20.91%
101-43100-315	SANITATION (SHADE TREE)	$3,748.75	$49.93	98.67%	$4,282.32	$5,573.37	-30.15%
101-43100-321	CELL PHONE REIMB	$257.19	$75.00	70.84%	$1,666.98	$1,934.67	-16.06%
101-43100-331	TRAVEL/MEETING/SCHOOL EXPENSE	$0.00	$0.00	0.00%	$108.49	$25.66	76.35%
101-43100-350	PRINTING, PUBLISHING & ADV.	$0.00	$0.00	0.00%	$92.14	$15.00	83.72%
101-43100-360	INSURANCE	$20,863.13	$0.00	100.00%	$22,984.13	$0.00	100.00%
101-43100-400	EQUIPMENT REPAIR & MAINTENANCE	$143.06	$37.80	73.58%	$9,686.93	$3,748.57	61.30%
101-43100-417	UNIFORMS	$57.96	$585.99	-911.02%	$2,291.12	$1,618.45	29.36%
101-43115-101	SALARIES FULL TIME REGULAR	$662.54	$865.62	-30.65%	$8,601.34	$6,505.89	24.36%
101-43115-102	SALARIES FULL TIME OVERTIME	$0.00	$0.00	0.00%	$112.12	$176.18	-57.14%
101-43115-121	P.E.R.A.	$55.32	$70.54	-27.51%	$713.10	$563.53	20.97%
101-43115-122	F.I.C.A.	$53.42	$66.58	-24.63%	$697.40	$526.55	24.50%
101-43115-131	HEALTH, LIFE, HSA, DEFERRED COMP	$140.50	$196.39	-39.78%	$1,852.36	$1,999.16	-7.93%
101-43115-133	LIFE INSURANCE	$0.00	$0.00	0.00%	$25.79	$0.00	100.00%
101-43115-200	OFFICE SUPPLIES	$193.69	$166.77	13.90%	$1,888.36	$2,165.49	-14.68%
101-43115-210	GENERAL SUPPLIES	$74.00	$409.31	-453.12%	$2,188.60	$1,694.38	22.58%
101-43115-220	REPAIR & MAINTENANCE SUPPLIES	$281.16	$78.09	72.23%	$6,204.98	$7,017.68	-13.10%
101-43115-321	TELEPHONE	$125.07	$75.00	40.03%	$1,436.07	$1,505.49	-4.83%
101-43115-360	INSURANCE	$1,132.99	$0.00	100.00%	$852.99	$0.00	100.00%
101-43115-380	UTILITIES	$1,021.27	$875.45	14.28%	$17,284.23	$16,456.40	4.79%
101-43115-400	EQUIPMENT REPAIR & MAINTENANCE	$0.00	$0.00	0.00%	$3,146.83	$4,236.15	-34.62%
101-43115-411	LICENSES & PERMITS	$0.00	$0.00	0.00%	$296.25	$196.00	33.84%
101-43121-101	SALARIES FULL TIME REGULAR	$3,212.42	$6,413.35	-99.64%	$23,694.34	$21,249.93	10.32%
101-43121-102	SALARIES FULL TIME OVERTIME	$55.08	$0.00	100.00%	$122.43	$0.00	100.00%
101-43121-103	SALARIES PART TIME REGULAR	$0.00	$502.08	0.00%	$0.00	$669.44	0.00%
101-43121-121	P.E.R.A.	$245.07	$480.98	-96.26%	$1,782.70	$1,455.44	18.36%
101-43121-122	F.I.C.A.	$246.36	$518.26	-110.37%	$1,785.44	$1,518.05	14.98%
101-43121-131	HEALTH, LIFE, HSA, DEFERRED COMP	$605.33	$1,396.18	-130.65%	$4,002.74	$3,828.68	4.35%
101-43121-133	LIFE INSURANCE	$0.00	$0.00	0.00%	$20.80	$0.00	100.00%
101-43121-212	MOTOR FUELS & LUBRICANTS	$479.84	$0.00	100.00%	$1,176.17	$144.73	87.69%
101-43121-220	REPAIR & MAINTENANCE SUPPLIES	$10.49	$0.00	100.00%	$60.91	$277.84	-356.15%
101-43121-224	ST. MAINTENANCE MATERIALS	$1,187.96	$0.00	100.00%	$5,659.96	$7,060.47	-24.74%
101-43121-228	ST OVERLAY EXPENSE	$0.00	$0.00	0.00%	$100,595.29	$93,067.89	7.48%
101-43121-400	EQUIPMENT REPAIR & MAINTENANCE	$0.00	$0.00	0.00%	$1,347.63	$0.00	100.00%
101-43122-101	SALARIES FULL TIME REGULAR	$1,417.50	$2,987.97	-110.79%	$14,872.11	$16,498.98	-10.94%
101-43122-121	P.E.R.A.	$106.29	$224.10	-110.84%	$1,125.07	$1,132.66	-0.67%
101-43122-122	F.I.C.A.	$108.47	$226.62	-108.92%	$1,134.68	$1,147.16	-1.10%

		2024 Nov. Activity	2025 Nov. Activity	Variance %	2024 YTD Activity	2025 YTD Activity	Variance %
101-43122-131	HEALTH, LIFE, HSA, DEFERRED COMP	$248.72	$561.77	-125.86%	$2,577.48	$2,640.40	-2.44%
101-43122-133	LIFE INSURANCE	$0.00	$0.00	0.00%	$2.82	$0.00	100.00%
101-43122-212	MOTOR FUELS & LUBRICANTS	$739.81	$0.00	100.00%	$2,401.29	$1,021.41	57.46%
101-43122-220	REPAIR & MAINTENANCE SUPPLIES	$25.86	$0.00	100.00%	$13,870.61	$14,019.29	-1.07%
101-43122-400	EQUIPMENT REPAIR & MAINTENANCE	$0.00	$5,590.08	0.00%	$0.00	$5,592.05	0.00%
101-43125-101	SALARIES FULL TIME REGULAR	$2,432.28	$1,304.64	46.36%	$31,807.38	$46,215.98	-45.30%
101-43125-102	SALARIES FULL TIME OVERTIME	$0.00	$0.00	0.00%	$2,365.27	$4,976.53	-110.40%
101-43125-121	P.E.R.A.	$182.42	$97.84	46.37%	$2,547.60	$3,114.53	-22.25%
101-43125-122	F.I.C.A.	$174.37	$88.08	49.49%	$2,416.99	$2,980.89	-23.33%
101-43125-131	HEALTH, LIFE, HSA, DEFERRED COMP	$398.41	$198.65	50.14%	$6,338.78	$6,385.83	-0.74%
101-43125-133	LIFE INSURANCE	$0.00	$0.00	0.00%	$65.43	$0.00	100.00%
101-43125-210	GENERAL SUPPLIES	$2,000.00	$0.00	100.00%	$13,581.15	$11,828.34	12.91%
101-43125-212	MOTOR FUELS & LUBRICANTS	$528.94	$0.00	100.00%	$11,013.59	$12,604.61	-14.45%
101-43125-400	EQUIPMENT REPAIR & MAINTENANCE	$5,429.49	$222.57	95.90%	$16,559.81	$10,352.64	37.48%
101-43126-101	SALARIES FULL TIME REGULAR	$3,799.10	$2,708.86	28.70%	$36,482.70	$4,853.81	86.70%
101-43126-102	SALARIES FULL TIME OVERTIME	$0.00	$0.00	0.00%	$64.34	$734.06	-1,040.91%
101-43126-121	P.E.R.A.	$284.95	$203.16	28.70%	$2,748.66	$3,093.02	-12.53%
101-43126-122	F.I.C.A.	$290.43	$207.21	28.65%	$2,759.17	$3,120.85	-13.11%
101-43126-131	HEALTH INSURANCE	$747.17	$574.52	23.11%	$6,759.97	$8,007.86	-18.46%
101-43126-133	LIFE INSURANCE	$0.00	$0.00	0.00%	$380.54	$0.00	100.00%
101-43126-212	MOTOR FUELS & LUBRICANTS	$0.00	$0.00	0.00%	$758.20	$4,361.92	-475.30%
101-43126-220	MAINTENANCE SUPPLIES	$605.62	$0.00	100.00%	$8,028.23	$3,696.02	53.96%
101-43126-400	EQUIPMENT REPAIR & MAINTENANCE	$3,531.68	$150.53	95.74%	$17,567.58	$23,787.69	-35.41%
101-43160-101	SALARIES FULL TIME REGULAR	$0.00	$172.89	0.00%	$8,428.13	$8,804.22	-4.46%
101-43160-102	SALARIES FULL TIME OVERTIME	$0.00	$0.00	0.00%	$85.05	$0.00	100.00%
101-43160-121	P.E.R.A.	$0.00	$12.97	0.00%	$635.57	$644.23	-1.36%
101-43160-122	F.I.C.A.	$0.00	$13.22	0.00%	$646.12	$656.14	-1.55%
101-43160-131	HEALTH, LIFE, HSA, DEFERRED COMP	$0.00	$34.87	0.00%	$1,120.10	$1,141.64	-1.92%
101-43160-133	LIFE INSURANCE	$0.00	$0.00	0.00%	$21.74	$0.00	100.00%
101-43160-210	GENERAL SUPPLIES	$0.00	$0.00	0.00%	$10,286.39	$7,260.87	29.41%
101-43160-212	MOTOR FUELS & LUBRICANTS	$0.00	$0.00	0.00%	$0.00	$101.29	0.00%
101-43160-400	EQUIPMENT REPAIR & MAINTENANCE	$0.00	$0.00	0.00%	$18.78	$1,369.73	-7,193.56%
101-43160-405	ENTRANCE SIGN REPAIR	$0.00	$0.00	0.00%	$288.00	$1,785.96	-520.13%
101-43170-101	SALARIES FULL TIME REGULAR	$113.40	$387.12	-241.38%	$503.95	$622.02	-23.43%
101-43170-121	P.E.R.A.	$8.51	$29.03	-241.13%	$39.70	$46.65	-17.51%
101-43170-122	F.I.C.A.	$8.67	$27.89	-221.68%	$37.29	$43.28	-16.06%
101-43170-131	HEALTH, LIFE, HSA, DEFERRED COMP	$19.88	$88.15	-343.41%	$90.51	$150.43	-66.20%
101-43170-133	LIFE INSURANCE	$0.00	$0.00	0.00%	$0.71	$0.00	100.00%
101-43170-212	MOTOR FUELS & LUBRICANTS	$0.00	$0.00	0.00%	$140.85	$168.07	-19.33%
101-43170-228	PATCHING MATERIAL	$0.00	$440.00	0.00%	$0.00	$440.00	0.00%
101-43170-400	EQUIPMENT REPAIR & MAINTENANCE	$0.00	$0.00	0.00%	$433.46	$450.21	-3.86%
101-43210-101	SALARIES FULL TIME REGULAR	$841.08	$2,823.04	-235.64%	$13,267.90	$15,729.64	-18.55%

		2024 Nov. Activity	2025 Nov. Activity	Variance %	2024 YTD Activity	2025 YTD Activity	Variance %
101-43210-102	SALARIES FULL TIME OVERTIME	$0.00	$0.00	0.00%	$220.32	$0.00	100.00%
101-43210-121	P.E.R.A.	$63.07	$211.76	-235.75%	$1,010.14	$1,116.92	-10.57%
101-43210-122	F.I.C.A.	$56.87	$199.97	-251.63%	$937.06	$1,045.22	-11.54%
101-43210-131	HEALTH, LIFE, HSA, DEFERRED COMP	$119.59	$525.60	-339.50%	$1,774.80	$2,356.71	-32.79%
101-43210-133	LIFE INSURANCE	$0.00	$0.00	0.00%	$16.42	$0.00	100.00%
101-43210-212	MOTOR FUELS & LUBRICANTS	$0.00	$0.00	0.00%	$190.36	$506.26	-165.95%
101-43210-220	REPAIR & MAINTENANCE SUPPLIES	$0.00	$0.00	0.00%	$0.00	$161.96	0.00%
101-43220-101	SALARIES FULL TIME REGULAR	$3,746.15	$3,605.58	3.75%	$22,757.15	$27,200.47	-19.52%
101-43220-102	SALARIES FULL TIME OVERTIME	$10.63	$0.00	100.00%	$10.63	$298.83	-2,711.19%
101-43220-121	P.E.R.A.	$281.75	$270.42	4.02%	$1,699.52	$1,827.31	-7.52%
101-43220-122	F.I.C.A.	$270.16	$257.48	4.69%	$1,604.97	$1,724.11	-7.42%
101-43220-131	HEALTH, LIFE, HSA, DEFERRED COMP	$672.79	$661.82	1.63%	$3,656.38	$4,182.89	-14.40%
101-43220-133	LIFE INSURANCE	$0.00	$0.00	0.00%	$33.15	$0.00	100.00%
101-43220-212	MOTOR FUELS & LUBRICANTS	($4.18)	$0.00	-100.00%	$5,969.21	$4,560.27	23.60%
101-43220-400	EQUIPMENT REPAIR & MAINTENANCE	$563.16	$37.97	93.26%	$17,887.77	$4,019.49	77.53%
101-43230-101	SALARIES FULL TIME REGULAR	$440.64	$359.29	18.46%	$6,785.87	$6,229.76	8.20%
101-43230-121	P.E.R.A.	$33.05	$26.95	18.46%	$506.87	$467.24	7.82%
101-43230-122	F.I.C.A.	$28.90	$25.55	11.59%	$461.05	$426.53	7.49%
101-43230-131	HEALTH, LIFE, HSA, DEFERRED COMP	$105.73	$76.50	27.65%	$1,377.56	$1,429.35	-3.76%
101-43230-133	LIFE INSURANCE	$0.00	$0.00	0.00%	$8.07	$0.00	100.00%
101-43230-212	MOTOR FUELS & LUBRICANTS	$0.00	$0.00	0.00%	$0.00	$161.33	0.00%
101-43230-214	SUPPLIES - BAGS, CANS, ETC.	$0.00	$0.00	0.00%	$465.52	$1,535.83	-229.92%
101-43230-305	DUMPING FEES	$196.19	$877.88	-347.46%	$8,420.40	$7,827.35	7.04%
101-43260-101	SALARIES FULL TIME REGULAR	$0.00	$0.00	0.00%	$1,044.58	$3,038.73	-190.90%
101-43260-121	P.E.R.A.	$0.00	$0.00	0.00%	$80.91	$217.11	-168.34%
101-43260-122	F.I.C.A.	$0.00	$0.00	0.00%	$71.15	$211.61	-197.41%
101-43260-131	HEALTH, LIFE, HSA, DEFERRED COMP	$0.00	$0.00	0.00%	$206.32	$484.21	-134.69%
101-43260-133	LIFE INSURANCE	$0.00	$0.00	0.00%	$5.14	$0.00	100.00%
101-43260-216	CHEMICALS & CHEMICAL PRODUCTS	$0.00	$0.00	0.00%	$913.22	$560.92	38.58%
101-43260-400	EQUIPMENT REPAIR & MAINTENANCE	$0.00	$0.00	0.00%	$0.00	$307.56	0.00%
101-45122-101	SALARIES FULL TIME REGULAR	$0.00	$0.00	0.00%	$474.92	$285.01	39.99%
101-45122-121	P.E.R.A.	$0.00	$0.00	0.00%	$35.12	$16.28	53.64%
101-45122-122	F.I.C.A.	$0.00	$0.00	0.00%	$33.81	$15.07	55.43%
101-45122-131	HEALTH, LIFE, HSA, DEFERRED COMP	$0.00	$0.00	0.00%	$104.02	$43.21	58.46%
101-45122-133	LIFE INSURANCE	$0.00	$0.00	0.00%	$0.50	$0.00	100.00%
101-45122-212	MOTOR FUELS & LUBRICANTS	$0.00	$0.00	0.00%	$0.00	$135.38	0.00%
101-45122-220	REPAIR & MAINTENANCE SUPPLIES	$0.00	$0.00	0.00%	$1,117.03	$0.00	100.00%
101-45122-360	INSURANCE	$37.76	$0.00	100.00%	($5.24)	$0.00	-100.00%
101-45122-380	UTILITIES	$204.92	$65.09	68.24%	$4,349.64	$9,392.89	-115.95%
101-45122-400	EQUIPMENT REPAIR & MAINTENANCE	$0.00	$0.00	0.00%	$1,022.45	$89.99	91.20%
101-45124-101	SALARIES FULL TIME REGULAR	$79.80	$208.78	-161.63%	$6,289.50	$8,143.26	-29.47%
101-45124-103	SALARIES PART TIME REGULAR	$1,685.73	$883.87	47.57%	$7,099.15	$11,092.83	-56.26%

		2024 Nov. Activity	2025 Nov. Activity	Variance %	2024 YTD Activity	2025 YTD Activity	Variance %
101-45124-121	P.E.R.A.	$5.99	$15.66	-161.44%	$447.34	$610.74	-36.53%
101-45124-122	F.I.C.A.	$135.06	$83.60	38.10%	$1,022.66	$1,471.32	-43.87%
101-45124-131	HEALTH, LIFE, HSA, DEFERRED COMP	$15.82	$38.63	-144.18%	$975.75	$1,595.58	-63.52%
101-45124-133	LIFE INSURANCE	$0.00	$0.00	0.00%	$1.35	$0.00	100.00%
101-45124-212	MOTOR FUELS & LUBRICANTS	$0.00	$0.00	0.00%	$0.00	$5,423.59	0.00%
101-45124-220	REPAIR & MAINTENANCE SUPPLIES	$0.00	$0.00	0.00%	$2,247.23	$890.61	60.37%
101-45124-380	UTILITIES	$1,145.31	$629.71	45.02%	$4,534.29	$6,647.51	-46.61%
101-45124-400	EQUIPMENT MAINTENANCE	$0.00	$0.00	0.00%	$319.99	$570.46	-78.27%
101-45124-402	SOFTBALL COMPLEX EXPENSE	$0.00	$0.00	0.00%	$575.08	$3,445.12	-499.07%
101-45124-403	PLAYGROUND EXPENSES	$98.96	$0.00	100.00%	$278.96	$452.53	-62.22%
101-45124-404	TENNIS COURT EXPENSES	$0.00	$0.00	0.00%	$2,274.74	$0.00	100.00%
101-45130-216	POOL CHEMICALS	$0.00	$0.00	0.00%	$9,997.35	$2,725.20	72.74%
101-45130-380	UTILITIES	$123.15	$206.86	-67.97%	$6,785.90	$7,185.72	-5.89%
101-45130-400	POOL MAINTENANCE	$0.00	$0.00	0.00%	$1,887.81	$2,426.24	-28.52%
101-45150-101	SALARIES FULL TIME REGULAR	$212.80	$0.00	100.00%	$2,272.74	$5,054.64	-122.40%
101-45150-102	SALARIES FULL TIME OVERTIME	$22.01	$0.00	100.00%	$22.01	$23.46	-6.59%
101-45150-103	SALARIES PART TIME REGULAR	$0.00	$0.00	0.00%	$899.49	$635.20	29.38%
101-45150-107	CONTRACTED WAGES	$0.00	$0.00	0.00%	$5,282.41	$6,650.48	-25.90%
101-45150-121	P.E.R.A.	$17.61	$0.00	100.00%	$172.92	$342.06	-97.81%
101-45150-122	F.I.C.A.	$17.92	$0.00	100.00%	$200.51	$348.47	-73.79%
101-45150-131	HEALTH, LIFE, HSA, DEFERRED COMP	$42.52	$0.00	100.00%	$395.80	$862.95	-118.03%
101-45150-133	LIFE INSURANCE	$0.00	$0.00	0.00%	$3.66	$0.00	100.00%
101-45150-200	OFFICE SUPPLIES	$107.10	$0.00	100.00%	$3,354.96	$988.67	70.53%
101-45150-220	REPAIR & MAINTENANCE SUPPLIES	$63.40	$40.01	36.89%	$2,664.36	$6,026.86	-126.20%
101-45150-225	CAMPGROUND CREDIT CARD FEES EX...	$0.00	$0.00	0.00%	$0.00	$315.58	0.00%
101-45150-321	TELEPHONE	$17.00	$0.00	100.00%	$1,161.00	$1,226.29	-5.62%
101-45150-350	PRINTING, PUBLISHING & ADV.	$0.00	$0.00	0.00%	$2,209.00	$0.00	100.00%
101-45150-380	UTILITIES	$402.68	$602.64	-49.66%	$6,521.49	$7,569.93	-16.08%
101-45150-400	EQUIPMENT REPAIR & MAINTENANCE	$65.00	$0.00	100.00%	$710.81	$3,580.12	-403.67%
101-45150-433	DUES & SUBSCRIPTIONS	$795.00	$703.00	11.57%	$1,215.00	$1,118.00	7.98%
101-45200-101	SALARIES FULL TIME REGULAR	$7,989.29	$6,702.37	16.11%	$117,721.12	$117,705.87	0.01%
101-45200-102	SALARIES FULL TIME OVERTIME	$680.40	$0.00	100.00%	$2,117.43	$2,212.70	-4.50%
101-45200-103	SALARIES PART TIME REGULAR	$1,401.39	$836.80	40.29%	$10,469.00	$8,368.00	20.07%
101-45200-121	P.E.R.A.	$650.23	$502.68	22.69%	$8,770.67	$8,479.16	3.32%
101-45200-122	F.I.C.A.	$737.85	$539.39	26.90%	$9,476.56	$8,978.45	5.26%
101-45200-131	HEALTH, LIFE, HSA, DEFERRED COMP	$1,482.64	$1,341.40	9.53%	$18,633.00	$19,517.29	-4.75%
101-45200-133	LIFE INSURANCE	$0.00	$0.00	0.00%	$213.94	$0.00	100.00%
101-45200-200	OFFICE SUPPLIES	$0.00	$25.00	0.00%	$285.95	$259.96	9.09%
101-45200-212	MOTOR FUELS & LUBRICANTS	$32.99	$0.00	100.00%	$9,853.25	$7,559.10	23.28%
101-45200-217	OPERATING SUPPLIES-ANIMAL FEED	$235.00	$585.00	-148.94%	$1,668.98	$3,122.90	-87.11%
101-45200-220	REPAIR & MAINTENANCE SUPPLIES	$432.60	$0.00	100.00%	$25,371.35	$26,037.17	-2.62%
101-45200-228	SAFETY PROGRAM FEES	$0.00	$0.00	0.00%	$74.00	$0.00	100.00%

		2024 Nov. Activity	2025 Nov. Activity	Variance %	2024 YTD Activity	2025 YTD Activity	Variance %
101-45200-360	INSURANCE	$9,356.68	$0.00	100.00%	$9,940.68	$0.00	100.00%
101-45200-380	UTILITIES	$694.14	$658.14	5.19%	$9,560.66	$9,745.60	-1.93%
101-45200-400	EQUIPMENT REPAIR & MAINTENANCE	$159.83	$638.89	-299.73%	$18,230.03	$23,750.63	-30.28%
101-45200-430	FISH PURCHASES	$0.00	$0.00	0.00%	$1,500.00	$1,500.00	0.00%
101-45200-433	DUES AND SUBSCRIPTIONS	$0.00	$967.50	0.00%	$285.00	$1,002.50	-251.75%
101-45200-541	BN PARK REPAIRS (33430)	$0.00	$0.00	0.00%	$0.00	$3,142.90	0.00%
101-45250-225	TREES & LANDSCAPING	$0.00	$0.00	0.00%	$1,480.00	$100.00	93.24%
101-45250-226	FLOWERS	$0.00	$0.00	0.00%	$3,660.00	$3,300.00	9.84%
101-45250-350	PRINTING & PLAQUES	$210.90	($30.00)	114.22%	$150.90	$38.85	74.25%
101-45500-101	SALARIES FULL TIME REGULAR	$970.00	$0.00	100.00%	$11,205.61	$0.00	100.00%
101-45500-121	P.E.R.A.	$72.73	$0.00	100.00%	$825.17	$0.00	100.00%
101-45500-122	F.I.C.A.	$70.39	$0.00	100.00%	$810.50	$0.00	100.00%
101-45500-131	HEALTH, LIFE, HSA, DEFERRED COMP	$202.30	$0.00	100.00%	$2,200.56	$0.00	100.00%
101-45500-133	LIFE INSURANCE	$0.00	$0.00	0.00%	$28.34	$0.00	100.00%
101-45500-200	OFFICE SUPPLIES	$65.93	$33.58	49.07%	$1,129.84	$1,782.94	-57.80%
101-45500-211	CLEANING & MNT. SUPPLIES	$1.75	$0.00	100.00%	$1,487.15	$727.55	51.08%
101-45500-220	BUILDING REPAIR & MAINTENANCE	$0.00	$6.90	0.00%	$3,013.49	$1,798.67	40.31%
101-45500-225	LIBRARY SUPPLIES & PROGRAMMING	$61.08	$0.00	100.00%	$1,277.56	$1,101.90	13.75%
101-45500-226	LIBRARY BOOKS & MATERIALS	$552.73	$0.00	100.00%	$927.58	$1,000.00	-7.81%
101-45500-350	PRINTING, PUBLISHING,ADVERTISN	$0.00	$0.00	0.00%	$379.10	$0.00	100.00%
101-45500-380	UTILITIES	$768.65	$1,123.63	-46.18%	$12,961.93	$10,816.69	16.55%
101-45500-406	ELEVATOR MAINTENANCE	$0.00	$0.00	0.00%	$0.00	$1,931.20	0.00%
101-45500-433	DUES AND SUBSCRIPTIONS	$0.00	$0.00	0.00%	$1,216.84	$1,337.69	-9.93%
101-45500-450	KITCHIGAMI REGIONAL LIBRARY	$0.00	$0.00	0.00%	$90,774.00	$93,639.00	-3.16%
101-45500-470	LIBRARY GIFTS & DONATIONS EXPE	$101.86	$1,008.00	-889.59%	$793.14	$3,431.60	-332.66%
101-47000-600	BOND PRINCIPAL	$0.00	$0.00	0.00%	$186,000.00	$194,000.00	-4.30%
101-47000-610	BOND INTEREST	$0.00	$0.00	0.00%	$55,736.50	$51,769.00	7.12%
101-47000-620	BOND AGENT FEES	$0.00	$0.00	0.00%	$0.00	$495.00	0.00%
101-49300-101	SALARIES FULL TIME REGULAR	$3,013.46	$788.54	73.83%	$18,815.98	$16,837.99	10.51%
101-49300-102	SALARIES FULL TIME OVERTIME	$0.00	$0.00	0.00%	$410.91	$146.81	64.27%
101-49300-121	P.E.R.A.	$226.01	$59.14	73.83%	$1,440.55	$1,270.65	11.79%
101-49300-122	F.I.C.A.	$220.49	$57.76	73.80%	$1,403.15	$1,245.01	11.27%
101-49300-131	HEALTH, LIFE, HSA, DEFERRED COMP	$602.18	$171.50	71.52%	$3,343.41	$2,704.05	19.12%
101-49300-133	LIFE INSURANCE	$0.00	$0.00	0.00%	$32.92	$0.00	100.00%
101-49300-212	MOTOR FUELS & LUBRICANTS	$0.00	$0.00	0.00%	$1,052.96	$1,440.66	-36.82%
101-49300-213	FUEL PURCHASES FOR RESALE	$0.00	$0.00	0.00%	$22,505.63	$12,180.00	45.88%
101-49300-220	REPAIR & MAINTENANCE SUPPLIES	$23.38	$247.56	-958.85%	$12,573.96	$10,407.74	17.23%
101-49300-225	AIRPORT CREDIT CARD FEES EXPENSE	$0.00	$11.18	0.00%	$0.00	$386.13	0.00%
101-49300-321	TELEPHONE	$74.74	$0.00	100.00%	$743.76	$805.50	-8.30%
101-49300-331	SCHOOLS, MEETINGS & TRAVEL	$0.00	$0.00	0.00%	$393.30	$0.00	100.00%
101-49300-360	INSURANCE	$1,182.39	$0.00	100.00%	$1,287.39	$0.00	100.00%
101-49300-380	UTILITIES	$650.18	$790.28	-21.55%	$12,169.11	$12,644.79	-3.91%

		2024 Nov. Activity	2025 Nov. Activity	Variance %	2024 YTD Activity	2025 YTD Activity	Variance %
101-49300-400	EQUIPMENT REPAIR & MAINTENANCE	$395.16	$58.98	85.07%	$14,803.94	$18,693.19	-26.27%
101-49300-433	DUES & SUBSCRIPTIONS	$0.00	$15.00	0.00%	$665.00	$715.00	-7.52%
101-49350-360	CHAMP INSURANCE EXPENSE	$0.00	$636.51	0.00%	$0.00	$636.51	0.00%
101-49350-457	DONATION (FISCAL) EXPENSE OFFSET	$74.08	$1,971.81	-2,561.73%	($22,020.60)	$22,315.67	-201.34%
101-49350-458	DONATIONS & SPECIAL PROJECTS	$5,068.63	$0.00	100.00%	$17,891.52	$3,022.50	83.11%
101-49350-459	WELLNESS INCENTIVES	$0.00	$0.00	0.00%	$0.00	$1,355.96	0.00%
101-49370-101	SALARIES FULL TIME REGULAR	$5,607.44	$5,974.64	-6.55%	$66,934.74	$68,643.52	-2.55%
101-49370-121	P.E.R.A.	$420.56	$448.10	-6.55%	$5,006.05	$5,148.28	-2.84%
101-49370-122	F.I.C.A.	$419.18	$383.48	8.52%	$4,998.35	$5,032.49	-0.68%
101-49370-131	HEALTH, LIFE, HSA, DEFERRED COMP	$606.94	$663.17	-9.26%	$6,823.13	$7,261.13	-6.42%
101-49370-133	LIFE INSURANCE	$0.00	$0.00	0.00%	$85.76	$0.00	100.00%
101-49370-200	OFFICE SUPPLIES	$0.00	$66.78	0.00%	$1,205.82	($43.35)	103.60%
101-49370-304	LEGAL FEES	$0.00	$0.00	0.00%	$947.35	$1,395.00	-47.25%
101-49370-321	TELEPHONE EXPENSE	$21.20	$0.00	100.00%	$382.93	$234.07	38.87%
101-49370-331	SCHOOLS, MEETING & TRAVEL EXP.	$281.90	$78.95	71.99%	$1,231.08	$4,573.08	-271.47%
101-49370-342	ADVERTISING EXPENSE	$144.00	$0.00	100.00%	$9,385.00	$7,511.00	19.97%
101-49370-350	PRINTING & PUBLISHING	$0.00	$0.00	0.00%	$45.57	$72.00	-58.00%
101-49370-360	INSURANCE	$277.94	$0.00	100.00%	$285.94	$0.00	100.00%
101-49370-417	CLOTHING	$0.00	$0.00	0.00%	$0.00	$268.87	0.00%
101-49370-433	DUES AND SUBSCRIPTIONS	$0.00	$0.00	0.00%	$1,820.00	$1,830.00	-0.55%
101-49400-520	BUILDINGS AND STRUCTURES	$0.00	$0.00	0.00%	$33,684.00	$0.00	100.00%
101-49400-530	PARK BUILDINGS & STRUCTURES	$0.00	$1,376.93	0.00%	$5,000.00	$9,658.92	-93.18%
101-49400-540	STREET SHOP HEAVY MACHINERY/EQ...	$0.00	$0.00	0.00%	$125,000.00	$43,231.44	65.41%
101-49400-541	STREET SHOP MOTOR VEHICLES	$0.00	$0.00	0.00%	$39,540.90	$0.00	100.00%
101-49400-543	STREET SHOP OTHER EQUIPMENT	$0.00	$0.00	0.00%	$0.00	$10,000.00	0.00%
101-49400-550	POLICE MOTOR VEHICLES	$0.00	$0.00	0.00%	$31,978.50	$0.00	100.00%
101-49400-552	POLICE TASERS, RADIOS	$0.00	$0.00	0.00%	$8,803.35	$8,803.35	0.00%
101-49400-570	EQUIPMENT/FURNISHINGS	$0.00	$0.00	0.00%	$86,000.00	$0.00	100.00%
101-49400-575	AIRPORT EQUIPMENT	$0.00	$0.00	0.00%	$19,200.00	$0.00	100.00%
101-49400-580	FIRE MOTOR VEHICLES	$2,500.00	$0.00	100.00%	$67,789.20	$187.50	99.72%
101-49400-590	EQUIPMENT FOR EXTERNAL ORGS	$0.00	$0.00	0.00%	$14,125.00	$0.00	100.00%
101-49960-365	INSURANCE CLAIMS EXPENSE	$0.00	$0.00	0.00%	$0.00	$7,360.00	0.00%
101-49993-626	TRANSFER TO WELLNESS FUND	$10,415.00	$10,415.00	0.00%	$114,585.00	$114,565.00	0.02%
	Expense Total:	**$421,500.68**	**$248,635.46**	**41.01%**	**$4,036,688.32**	**$3,666,578.65**	**9.17%**
	Fund 101 Surplus (Deficit):	**-345,657.22**	**($152,123.72)**	**55.99%**	**($445,384.63)**	**($510,741.40)**	**-14.67%**
Fund: 204 - LIBRARY ENDOWMENT FUND							
Revenue							
204-40000-36210	INTEREST EARNINGS	$38.20	$43.94	15.03%	$1,203.92	$380.61	-68.39%
	Revenue Total:	**$38.20**	**$43.94**	**15.03%**	**$1,203.92**	**$380.61**	**-68.39%**
	Fund 204 Total:	**38.20**	**$43.94**	**15.03%**	**$1,203.92**	**$380.61**	**-68.39%**

		2024 Nov. Activity	2025 Nov. Activity	Variance %	2024 YTD Activity	2025 YTD Activity	Variance %
Fund: 205 - PINEWOOD ESTATES							
Revenue							
205-40000-34500	PINEWOOD ESTATES LOT SALES	$0.00	$0.00	0.00%	$185,876.24	$74,910.03	-59.70%
205-40000-36210	INTEREST EARNINGS	$344.92	($995.99)	-388.76%	$1,525.14	($7,725.78)	-606.56%
	Revenue Total:	**$344.92**	**($995.99)**	**-388.76%**	**$187,401.38**	**$67,184.25**	**-64.15%**
Expense							
205-40000-304	LOT EXPENSES	$0.00	$0.00	0.00%	$46.98	$3,599.76	-7,562.32%
	Expense Total:	**$0.00**	**$0.00**	**0.00%**	**$46.98**	**$3,599.76**	**-7,562.32%**
	Fund 205 Surplus (Deficit):	**344.92**	**($995.99)**	**-388.76%**	**$187,354.40**	**$63,584.49**	**-66.06%**
Fund: 206 - ARPA FUNDS							
Revenue							
206-40000-36210	INTEREST EARNINGS	$58.36	$0.00	-100.00%	$799.33	$0.00	-100.00%
	Revenue Total:	**$58.36**	**$0.00**	**-100.00%**	**$799.33**	**$0.00**	**-100.00%**
Expense							
206-49390-430	ARPA EXPENDITURES	$0.00	$0.00	0.00%	$24,318.02	($30,000.00)	223.37%
	Expense Total:	**$0.00**	**$0.00**	**0.00%**	**$24,318.02**	**($30,000.00)**	**223.37%**
	Fund 206 Surplus (Deficit):	**58.36**	**$0.00**	**-100.00%**	**($23,518.69)**	**$30,000.00**	**227.56%**
Fund: 207 - WDA REVOLVING LOAN FUND							
Revenue							
207-40000-36210	INTEREST EARNINGS	$914.16	$937.83	2.59%	$13,822.77	$12,349.73	-10.66%
207-40000-36215	LOAN INTEREST	$102.31	$866.36	746.80%	$3,395.52	$6,035.21	77.74%
207-40000-36231	BUILDING RENTS	$900.00	$900.00	0.00%	$9,900.00	$9,900.00	0.00%
207-40000-36260	OTHER INCOME	$0.00	$0.00	0.00%	$71,470.00	$10,800.00	-84.89%
207-40000-36300	CHANGE IN FAIR VALUE/INVESTMNT	$1,024.18	$863.88	-15.65%	$4,599.57	$7,634.15	65.98%
	Revenue Total:	**$2,940.65**	**$3,568.07**	**21.34%**	**$103,187.86**	**$46,719.09**	**-54.72%**
Expense							
207-46350-368	EXPENSES AGAINST MRES ECON DEV	$0.00	$0.00	0.00%	$0.00	$2,650.00	0.00%
207-46500-304	LEGAL FEES	$0.00	$0.00	0.00%	$2,715.80	$1,655.00	39.06%
207-46500-370	DEVELOPMENT LOANS	$0.00	$0.00	0.00%	$8,350.00	$0.00	100.00%
207-46500-401	BUILDING & PROPERTY EXPENSES	$2,456.88	$0.00	100.00%	$7,327.24	$15,735.30	-114.75%
207-46500-432	BAD DEBTS EXPENSE	$0.00	$0.00	0.00%	$0.00	$7,383.19	0.00%
207-46500-437	DEVELOPMENT LOAN EXPENSES	$0.00	$10,599.45	0.00%	$0.00	$58,499.90	0.00%
	Expense Total:	**$2,456.88**	**$10,599.45**	**-331.42%**	**$18,393.04**	**$85,923.39**	**-367.15%**
	Fund 207 Surplus (Deficit):	**483.77**	**($7,031.38)**	**-1,553.46%**	**$84,794.82**	**($39,204.30)**	**-146.23%**
Fund: 208 - WDA LOAN FUND							
Revenue							
208-40000-36210	INTEREST INCOME	$47.54	$48.75	2.55%	$719.63	$575.35	-20.05%

		2024 Nov. Activity	2025 Nov. Activity	Variance %	2024 YTD Activity	2025 YTD Activity	Variance %
208-40000-36300	CHANGE IN FAIR VALUE/INVESTMNT	$38.84	$32.76	-15.65%	$174.44	$289.53	65.98%
	Revenue Total:	**$86.38**	**$81.51**	**-5.64%**	**$894.07**	**$864.88**	**-3.26%**
	Fund 208 Total:	**86.38**	**$81.51**	**-5.64%**	**$894.07**	**$864.88**	**-3.26%**
Fund: 209 - UNRESTRICTED MIF RLF							
Revenue							
209-40000-36210	INTEREST EARNINGS	$105.34	$97.13	-7.79%	$1,844.12	$1,454.38	-21.13%
209-40000-36300	CHANGE IN FAIR VALUE/INVESTMNT	$155.37	$131.05	-15.65%	$697.75	$1,158.09	65.97%
	Revenue Total:	**$260.71**	**$228.18**	**-12.48%**	**$2,541.87**	**$2,612.47**	**2.78%**
	Fund 209 Total:	**260.71**	**$228.18**	**-12.48%**	**$2,541.87**	**$2,612.47**	**2.78%**
Fund: 210 - MIF REVOLVING LOAN FUND							
Revenue							
210-40000-36210	INTEREST EARNINGS	$87.52	$94.88	8.41%	$1,175.60	$974.87	-17.07%
210-40000-36300	CHANGE IN FAIR VALUE	$38.84	$32.76	-15.65%	$174.44	$289.53	65.98%
	Revenue Total:	**$126.36**	**$127.64**	**1.01%**	**$1,350.04**	**$1,264.40**	**-6.34%**
	Fund 210 Total:	**126.36**	**$127.64**	**1.01%**	**$1,350.04**	**$1,264.40**	**-6.34%**
Fund: 211 - MIF RLF #2							
Revenue							
211-40000-36210	INTEREST EARNINGS	$336.63	$403.77	19.94%	$12,953.99	$6,751.32	-47.88%
211-40000-36215	LOAN INTEREST	$871.80	$827.74	-5.05%	$4,829.06	$14,307.03	196.27%
211-40000-36300	CHANGE IN FAIR VALUE	$1,064.32	$897.74	-15.65%	$4,779.86	$7,933.39	65.98%
	Revenue Total:	**$2,272.75**	**$2,129.25**	**-6.31%**	**$22,562.91**	**$28,991.74**	**28.49%**
Expense							
211-41110-435	DEVELOPMENT LOANS	($80,000.00)	$0.00	-100.00%	($380,000.00)	$77,500.00	-120.39%
	Expense Total:	**($80,000.00)**	**$0.00**	**-100.00%**	**($380,000.00)**	**$77,500.00**	**-120.39%**
	Fund 211 Surplus (Deficit):	**82,272.75**	**$2,129.25**	**-97.41%**	**$402,562.91**	**($48,508.26)**	**-112.05%**
Fund: 212 - SCDG COMMERCIAL FUND							
Revenue							
212-40000-36210	INTEREST EARNINGS	$123.50	$115.57	-6.42%	$1,723.20	$1,433.97	-16.78%
212-40000-36215	LOAN INTEREST	$104.45	$139.68	33.73%	$1,346.63	$2,093.46	55.46%
212-40000-36300	CHANGE IN FAIR MARKET VALUE	$90.63	$76.45	-15.65%	$407.02	$675.56	65.98%
212-40000-39999	MISC REVENUE/ERROR CORRECTION	$0.00	$0.00	0.00%	$0.00	$2,706.09	0.00%
	Revenue Total:	**$318.58**	**$331.70**	**4.12%**	**$3,476.85**	**$6,909.08**	**98.72%**
Expense							
212-47000-304	LEGAL EXPENSES	$112.50	$0.00	100.00%	$112.50	$280.00	-148.89%
212-47000-370	LOAN EXPENSES	$0.00	$0.00	0.00%	$12,011.85	$38,400.00	-219.68%
	Expense Total:	**$112.50**	**$0.00**	**100.00%**	**$12,124.35**	**$38,680.00**	**-219.03%**
	Fund 212 Surplus (Deficit):	**206.08**	**$331.70**	**60.96%**	**($8,647.50)**	**($31,770.92)**	**-267.40%**

		2024 Nov. Activity	2025 Nov. Activity	Variance %	2024 YTD Activity	2025 YTD Activity	Variance %
Fund: 213 - SCDG COMMERCIAL 2021							
Revenue							
213-40000-36210	INTEREST EARNINGS	$18.87	$26.78	41.92%	$183.26	$209.20	14.15%
213-40000-36215	LOAN INTEREST	$10.51	$8.01	-23.79%	$127.02	$116.37	-8.38%
	Revenue Total:	**$29.38**	**$34.79**	**18.41%**	**$310.28**	**$325.57**	**4.93%**
	Fund 213 Total:	**29.38**	**$34.79**	**18.41%**	**$310.28**	**$325.57**	**4.93%**
Fund: 214 - SCDG HOUSING FUND							
Revenue							
214-40000-36210	INTEREST EARNINGS	$26.44	$2.71	-89.75%	$637.50	$120.90	-81.04%
214-40000-36215	LOAN INTEREST INCOME	$22.25	$37.49	68.49%	$82.47	$418.02	406.88%
214-40000-36300	CHANGE IN FAIR MARKET VALUE	$41.60	$35.09	-15.65%	$186.83	$310.08	65.97%
	Revenue Total:	**$90.29**	**$75.29**	**-16.61%**	**$906.80**	**$849.00**	**-6.37%**
Expense							
214-47000-370	LOAN FUND EXPENSES	$4,166.00	$0.00	100.00%	$11,383.00	$0.00	100.00%
	Expense Total:	**$4,166.00**	**$0.00**	**100.00%**	**$11,383.00**	**$0.00**	**100.00%**
	Fund 214 Surplus (Deficit):	**-4,075.71**	**$75.29**	**101.85%**	**($10,476.20)**	**$849.00**	**108.10%**
Fund: 216 - INNOVATIVE MIF RLF							
Revenue							
216-40000-36210	INTEREST EARNINGS	$54.29	$54.51	0.41%	$848.66	$676.30	-20.31%
216-40000-36300	CHANGE IN FAIR MARKET VALUE	$51.79	$43.68	-15.66%	$232.57	$386.01	65.98%
	Revenue Total:	**$106.08**	**$98.19**	**-7.44%**	**$1,081.23**	**$1,062.31**	**-1.75%**
	Fund 216 Total:	**106.08**	**$98.19**	**-7.44%**	**$1,081.23**	**$1,062.31**	**-1.75%**
Fund: 217 - KERN MIF LOAN							
Revenue							
217-40000-36210	INTEREST EARNINGS	$39.36	$37.29	-5.26%	$666.59	$529.10	-20.63%
217-40000-36300	CHANGE IN FAIR MARKET VALUE	$51.79	$43.68	-15.66%	$232.57	$386.01	65.98%
	Revenue Total:	**$91.15**	**$80.97**	**-11.17%**	**$899.16**	**$915.11**	**1.77%**
	Fund 217 Total:	**91.15**	**$80.97**	**-11.17%**	**$899.16**	**$915.11**	**1.77%**
Fund: 230 - PORT AUTHORITY FUND							
Revenue							
230-40000-31025	PORT AUTHORITY AD VOLOREM TAX	$0.00	$23.84	0.00%	$0.00	$65,904.28	0.00%
230-40000-36210	INTEREST EARNINGS	$0.00	$138.08	0.00%	$0.00	$440.61	0.00%
	Revenue Total:	**$0.00**	**$161.92**	**0.00%**	**$0.00**	**$66,344.89**	**0.00%**
	Fund 230 Total:	**0.00**	**$161.92**	**0.00%**	**$0.00**	**$66,344.89**	**0.00%**
Fund: 250 - LIBRARY FUNDS-FRIENDS OF LIBRARY							
Revenue							
250-40000-36210	INTEREST EARNINGS	$0.00	$2,944.81	0.00%	$0.00	$3,672.17	0.00%

		Activity	2025 Activity	Variance %	YTD Activity	2025 YTD Activity	Variance %
250-40000-36216	LIBRARY DONATIONS	$0.00	$0.00	0.00%	$0.00	$1,121,682.41	0.00%
	Revenue Total:	**$0.00**	**$2,944.81**	**0.00%**	**$0.00**	**$1,125,354.58**	**0.00%**
	Fund 250 Total:	**0.00**	**$2,944.81**	**0.00%**	**$0.00**	**$1,125,354.58**	**0.00%**
Fund: 301 - CHILD CARE FUNDS							
Revenue							
301-40000-33430	LOCAL CHILD CARE DONATIONS	$0.00	$0.00	0.00%	$40,000.00	$140,000.00	250.00%
301-40000-36210	INTEREST EARNINGS	$139.57	$0.00	-100.00%	$248.45	$1,443.80	481.12%
301-40000-39206	DEED GRANT PAYMENTS	$0.00	$0.00	0.00%	$30,000.00	$171,430.53	471.44%
	Revenue Total:	**$139.57**	**$0.00**	**-100.00%**	**$70,248.45**	**$312,874.33**	**345.38%**
Expense							
301-40000-107	CHILDCARE FACILITY ASTERA LEGACY	$0.00	$0.00	0.00%	$0.00	$331,746.00	0.00%
	Expense Total:	**$0.00**	**$0.00**	**0.00%**	**$0.00**	**$331,746.00**	**0.00%**
	Fund 301 Surplus (Deficit):	**139.57**	**$0.00**	**-100.00%**	**$70,248.45**	**($18,871.67)**	**-126.86%**
Fund: 315 - G.O. REFUNDING BONDS 2012							
Revenue							
315-40000-36210	INTEREST EARNINGS	$91.34	$87.10	-4.64%	$1,538.97	$1,213.63	-21.14%
315-40000-36300	CHANGE IN FAIR MARKET VALUE	$116.52	$98.29	-15.65%	$523.30	$868.59	65.98%
	Revenue Total:	**$207.86**	**$185.39**	**-10.81%**	**$2,062.27**	**$2,082.22**	**0.97%**
	Fund 315 Total:	**207.86**	**$185.39**	**-10.81%**	**$2,062.27**	**$2,082.22**	**0.97%**
Fund: 316 - PFA NOTES OF 2015							
Revenue							
316-40000-31020	TAX SETTLEMENTS	$0.00	$0.00	0.00%	$252,051.43	$271,318.86	7.64%
316-40000-31030	DELINQUENT AD VOLOREM TAX	$0.00	$0.00	0.00%	$4,309.23	$4,871.58	13.05%
316-40000-36100	SPECIAL ASSESSMENTS	$0.00	$0.00	0.00%	$36,301.52	$37,492.82	3.28%
316-40000-36101	ASSESSMENT INTEREST	$0.00	$0.00	0.00%	$9,931.94	$8,093.57	-18.51%
316-40000-36210	INTEREST EARNINGS	$1,776.71	$1,737.61	-2.20%	$32,476.02	$25,275.65	-22.17%
316-40000-36300	CHANGE IN FAIR VALUE ADJUSTMEN	$2,641.60	$2,228.15	-15.65%	$11,863.37	$19,690.32	65.98%
	Revenue Total:	**$4,418.31**	**$3,965.76**	**-10.24%**	**$346,933.51**	**$366,742.80**	**5.71%**
Expense							
316-47000-600	NOTES PRINCIPAL	$0.00	$0.00	0.00%	$295,000.00	$298,000.00	-1.02%
316-47000-610	NOTES INTEREST	$0.00	$0.00	0.00%	$21,290.00	$18,340.00	13.86%
	Expense Total:	**$0.00**	**$0.00**	**0.00%**	**$316,290.00**	**$316,340.00**	**-0.02%**
	Fund 316 Surplus (Deficit):	**4,418.31**	**$3,965.76**	**-10.24%**	**$30,643.51**	**$50,402.80**	**64.48%**
Fund: 370 - KERN TECHNOLOGY TIF 1-11							
Revenue							
370-40000-31060	TIF PAYMENTS FROM COUNTY	$0.00	$0.00	0.00%	$2,983.22	$0.00	-100.00%
	Revenue Total:	**$0.00**	**$0.00**	**0.00%**	**$2,983.22**	**$0.00**	**-100.00%**
	Fund 370 Total:	**0.00**	**$0.00**	**0.00%**	**$2,983.22**	**$0.00**	**-100.00%**

		2024 Nov. Activity	2025 Nov. Activity	Variance %	2024 YTD Activity	2025 YTD Activity	Variance %
Fund: 371 - MN EYECARE TIF 1-12							
Revenue							
371-40000-31061	TIF PAYMENTS FROM COUNTY	$0.00	$0.00	0.00%	$6,069.18	$7,025.29	15.75%
	Revenue Total:	**$0.00**	**$0.00**	**0.00%**	**$6,069.18**	**$7,025.29**	**15.75%**
Expense							
371-49950-141	TIF REIMBURSEMENTS	$2,684.88	$11,894.36	-343.01%	$5,369.77	$15,055.75	-180.38%
	Expense Total:	**$2,684.88**	**$11,894.36**	**-343.01%**	**$5,369.77**	**$15,055.75**	**-180.38%**
	Fund 371 Surplus (Deficit):	**-2,684.88**	**($11,894.36)**	**-343.01%**	**$699.41**	**($8,030.46)**	**-1,248.18%**
Fund: 372 - MERICKEL EC DIST TIF 1-13							
Revenue							
372-40000-31062	TIF PAYMENTS FROM COUNTY	$0.00	$0.00	0.00%	$14,243.05	$0.00	-100.00%
	Revenue Total:	**$0.00**	**$0.00**	**0.00%**	**$14,243.05**	**$0.00**	**-100.00%**
Expense							
372-49950-141	TIF REIMBURSEMENTS	$2,777.37	$0.00	100.00%	$5,554.75	$0.00	100.00%
	Expense Total:	**$2,777.37**	**$0.00**	**100.00%**	**$5,554.75**	**$0.00**	**100.00%**
	Fund 372 Surplus (Deficit):	**-2,777.37**	**$0.00**	**100.00%**	**$8,688.30**	**$0.00**	**-100.00%**
Fund: 373 - MASON BROS TIF 1-14							
Revenue							
373-40000-31063	TIF PAYMENTS FROM COUNTY	$0.00	$0.00	0.00%	$11,157.07	$0.00	-100.00%
	Revenue Total:	**$0.00**	**$0.00**	**0.00%**	**$11,157.07**	**$0.00**	**-100.00%**
Expense							
373-49950-141	TIF REIMBURSEMENTS	$10,041.36	$0.00	100.00%	$20,082.72	$0.00	100.00%
	Expense Total:	**$10,041.36**	**$0.00**	**100.00%**	**$20,082.72**	**$0.00**	**100.00%**
	Fund 373 Surplus (Deficit):	**-10,041.36**	**$0.00**	**100.00%**	**($8,925.65)**	**$0.00**	**100.00%**
Fund: 374 - WADENA DEV GRP TIF 1-15							
Revenue							
374-40000-31064	TIF PAYMENTS FROM COUNTY	$0.00	$0.00	0.00%	$10,110.13	$0.00	-100.00%
	Revenue Total:	**$0.00**	**$0.00**	**0.00%**	**$10,110.13**	**$0.00**	**-100.00%**
Expense							
374-49950-141	TIF REIMBURSEMENTS	$4,549.55	$0.00	100.00%	$9,099.11	$0.00	100.00%
	Expense Total:	**$4,549.55**	**$0.00**	**100.00%**	**$9,099.11**	**$0.00**	**100.00%**
	Fund 374 Surplus (Deficit):	**-4,549.55**	**$0.00**	**100.00%**	**$1,011.02**	**$0.00**	**-100.00%**
Fund: 375 - HADC - TIF 1-18							
Revenue							
375-40000-31064	TIF PAYMENTS FROM COUNTY	$0.00	$0.00	0.00%	$41,561.66	$44,323.45	6.65%
	Revenue Total:	**$0.00**	**$0.00**	**0.00%**	**$41,561.66**	**$44,323.45**	**6.65%**

		2024 Nov. Activity	2025 Nov. Activity	Variance %	2024 YTD Activity	2025 YTD Activity	Variance %
Expense							
375-49950-141	TIF REIMBURSEMENTS	$37,405.51	$19,945.56	46.68%	$37,405.51	$39,891.12	-6.65%
	Expense Total:	**$37,405.51**	**$19,945.56**	**46.68%**	**$37,405.51**	**$39,891.12**	**-6.65%**
	Fund 375 Surplus (Deficit):	**-37,405.51**	**($19,945.56)**	**46.68%**	**$4,156.15**	**$4,432.33**	**6.65%**
Fund: 389 - ROACH - TIF 1-10							
Revenue							
389-40000-31080	TIF PAYMENTS FROM COUNTY	$0.00	$0.00	0.00%	$14,378.21	$13,215.96	-8.08%
	Revenue Total:	**$0.00**	**$0.00**	**0.00%**	**$14,378.21**	**$13,215.96**	**-8.08%**
Expense							
389-49950-141	TIF REIMBURSEMENTS	$0.00	$11,894.36	0.00%	$18,702.76	$11,894.36	36.40%
	Expense Total:	**$0.00**	**$11,894.36**	**0.00%**	**$18,702.76**	**$11,894.36**	**36.40%**
	Fund 389 Surplus (Deficit):	**0.00**	**($11,894.36)**	**0.00%**	**($4,324.55)**	**$1,321.60**	**130.56%**
Fund: 401 - CAPITAL PROJECTS FUND							
Revenue							
401-40000-33700	HWY 10 WADENA CTY/STATE OF MN ...	$0.00	$0.00	0.00%	$156,409.86	$0.00	-100.00%
401-40000-33710	HWY 29/71 WADENA CTY/STATE OF ...	$0.00	$0.00	0.00%	$500.00	$0.00	-100.00%
401-40000-36210	INTEREST EARNINGS	($1,256.55)	$8,244.92	756.16%	$512.45	$21,331.46	4,062.64%
401-40000-36260	MISCELLANEOUS REVENUE	$0.00	$0.00	0.00%	($184,613.90)	$0.00	100.00%
401-40000-36300	CHANGE IN FAIR VALUE	$2,107.69	$1,778.25	-15.63%	$13,258.87	$15,712.31	18.50%
401-40000-39210	TRANSFER FROM GENERAL FUND	$0.00	$0.00	0.00%	$0.00	$188,651.00	0.00%
401-40000-39310	G.O. BOND PROCEEDS	$0.00	$0.00	0.00%	$0.00	$3,270,505.77	0.00%
401-45200-39320	TRANSFER IN FROM 802 BETTY STARK	$0.00	$0.00	0.00%	$0.00	$31,848.09	0.00%
401-45200-39323	TRNSFR IN FROM MERICKEL PARK FU...	$0.00	$0.00	0.00%	$0.00	($10,912.74)	0.00%
	Revenue Total:	**$851.14**	**$10,023.17**	**1,077.62%**	**($13,932.72)**	**$3,517,135.89**	**25,343.71%**
Expense							
401-40000-368	EXPENSES AGAINST ONE TIME PUBLIC...	$0.00	$0.00	0.00%	$0.00	$5,850.00	0.00%
401-49300-350	MISC EXPENSE	$0.00	$0.00	0.00%	$0.00	$1,610.00	0.00%
401-49300-460	AIRPORT BEACON PROJECT	$0.00	$0.00	0.00%	$111,838.10	$8,159.90	92.70%
401-49630-421	HIGHWAY 10 RECONSTRUCTION	$2,743.00	$0.00	100.00%	$226,634.87	$144,361.22	36.30%
401-49630-425	LIBRARY REMODEL PROJECT	$97.39	$16,195.03	-16,529.05%	$916.68	$30,688.12	-3,247.75%
401-49630-428	GREENWOOD AVE STREET IMP	$0.00	$0.00	0.00%	$4,860.00	$0.00	100.00%
401-49630-571	FOLKESTAD DEVELOPMENT	$435.00	$0.00	100.00%	$71,406.93	$0.00	100.00%
	Expense Total:	**$3,275.39**	**$16,195.03**	**-394.45%**	**$415,656.58**	**$190,669.24**	**54.13%**
	Fund 401 Surplus (Deficit):	**-2,424.25**	**($6,171.86)**	**-154.59%**	**($429,589.30)**	**$3,326,466.65**	**874.34%**
Fund: 402 - HWY 10 PHASE 2 PROJECT							
Revenue							
402-40000-34702	HWY 10 MISC REVENUE	$0.00	$0.00	0.00%	$0.00	$400.00	0.00%
402-40000-36100	SPEC.ASSMTS. PRINCIPAL	$0.00	$8,078.39	0.00%	$0.00	$8,078.39	0.00%

		Activity	2025 Activity	Variance %	YTD Activity	2025 YTD Activity	Variance %
402-40000-36210	INTEREST EARNINGS	$0.00	($10,714.85)	0.00%	$0.00	($10,714.85)	0.00%
	Revenue Total:	**$0.00**	**($2,636.46)**	**0.00%**	**$0.00**	**($2,236.46)**	**0.00%**
Expense							
402-43100-421	HWY 10 PHASE 2 ROAD EXPENSE	$0.00	$39,317.77	0.00%	$0.00	$308,809.77	0.00%
402-49415-421	HWY 10 PHASE 2 WATER EXPENSE	$0.00	$39,317.77	0.00%	$0.00	$971,492.92	0.00%
402-49450-421	HWY 10 PHASE 2 SEWER EXPENSE	$0.00	$39,585.88	0.00%	$0.00	$971,761.03	0.00%
	Expense Total:	**$0.00**	**$118,221.42**	**0.00%**	**$0.00**	**$2,252,063.72**	**0.00%**
	Fund 402 Surplus (Deficit):	**0.00**	**($120,857.88)**	**0.00%**	**$0.00**	**($2,254,300.18)**	**0.00%**
Fund: 403 - DTED SMALL CITIES GRANT							
Revenue							
403-40000-36210	INTEREST EARNINGS	$0.00	($7.98)	0.00%	$0.00	($32.00)	0.00%
403-40000-39206	DEED GRANT REVENUE	$17,499.00	$0.00	-100.00%	$147,253.64	$31,608.71	-78.53%
	Revenue Total:	**$17,499.00**	**($7.98)**	**-100.05%**	**$147,253.64**	**$31,576.71**	**-78.56%**
Expense							
403-46300-225	GENERAL ADMIN EXPENSES	$2,149.00	$0.00	100.00%	$12,700.35	$0.00	100.00%
403-46400-300	RENTAL CONSTRUCTION EXPENSES	$15,350.00	$0.00	100.00%	$84,989.50	$0.00	100.00%
403-46450-300	OWNER CONSTRUCTION EXPENSES	$0.00	$0.00	0.00%	$300.00	$0.00	100.00%
	Expense Total:	**$17,499.00**	**$0.00**	**100.00%**	**$97,989.85**	**$0.00**	**100.00%**
	Fund 403 Surplus (Deficit):	**0.00**	**($7.98)**	**0.00%**	**$49,263.79**	**$31,576.71**	**-35.90%**
Fund: 404 - SEWER/WATER CIP							
Revenue							
404-40000-31030	DELINQUENT AD VOLOREM TAX	$0.00	$0.00	0.00%	$0.00	$1,105.27	0.00%
404-40000-36100	SPECIAL ASSESSMENTS	$0.00	$0.00	0.00%	$175,026.14	$372,941.81	113.08%
404-40000-36101	ASSESSMENT INTEREST	$0.00	$0.00	0.00%	$4,767.74	$6,356.20	33.32%
404-40000-36210	INTEREST EARNINGS	$1,018.90	$696.11	-31.68%	$58,751.60	$24,636.79	-58.07%
404-40000-36300	CHANGE IN FAIR VALUE ADJUSTMEN	$5,969.87	$5,035.51	-15.65%	$26,810.62	$44,499.07	65.98%
	Revenue Total:	**$6,988.77**	**$5,731.62**	**-17.99%**	**$265,356.10**	**$449,539.14**	**69.41%**
Expense							
404-47000-600	BOND PRINCIPAL	$0.00	$0.00	0.00%	$155,000.00	$160,000.00	-3.23%
404-47000-610	BOND INTEREST	$0.00	$0.00	0.00%	$180,795.00	$174,000.00	3.76%
404-47000-620	BOND AGENT FEES	$0.00	$0.00	0.00%	$0.00	$495.00	0.00%
404-49993-491	TCHC/GREENWOOD APPEAL REIMBU	$0.00	$0.00	0.00%	$5,217.84	$0.00	100.00%
404-49993-621	TRANSFER TO SWR & WTR	$0.00	$0.00	0.00%	$2,001.99	$0.00	100.00%
	Expense Total:	**$0.00**	**$0.00**	**0.00%**	**$343,014.83**	**$334,495.00**	**2.48%**
	Fund 404 Surplus (Deficit):	**6,988.77**	**$5,731.62**	**-17.99%**	**($77,658.73)**	**$115,044.14**	**248.14%**
Fund: 405 - HWY 71 & 29 PROJECT							
Revenue							
405-40000-36210	INTEREST EARNINGS	$0.00	$7,529.48	0.00%	$0.00	$0.00	0.00%
	Revenue Total:	**$0.00**	**$7,529.48**	**0.00%**	**$0.00**	**$0.00**	**0.00%**

		Activity	2025 Activity	Variance %	YTD Activity	2025 YTD Activity	Variance %
Expense							
405-43100-421	71/29 PROJECT ROAD EXPENSES	$0.00	($39,317.77)	0.00%	$0.00	$0.00	0.00%
405-49415-421	71/29 PROJECT WATER EXPENSE	$0.00	($39,317.77)	0.00%	$0.00	$268.11	0.00%
405-49450-421	71/29 PROJECT SEWER EXPENSES	$0.00	($39,585.88)	0.00%	$0.00	$0.00	0.00%
	Expense Total:	**$0.00**	**($118,221.42)**	**0.00%**	**$0.00**	**$268.11**	**0.00%**
	Fund 405 Surplus (Deficit):	**0.00**	**$125,750.90**	**0.00%**	**$0.00**	**($268.11)**	**0.00%**
Fund: 406 - HWY 10 CITY UTILITIES PROJECT							
Revenue							
406-40000-33700	WADENA COUNTY PAYMENTS	$0.00	$23,609.95	0.00%	$0.00	$1,650,396.04	0.00%
406-40000-36210	INTEREST EARNINGS	$0.00	($727.99)	0.00%	$0.00	($3,205.90)	0.00%
	Revenue Total:	**$0.00**	**$22,881.96**	**0.00%**	**$0.00**	**$1,647,190.14**	**0.00%**
Expense							
406-43100-421	HWY 10 UTILITIES ROAD EXPENSES	$0.00	$9,815.82	0.00%	$0.00	$217,733.80	0.00%
406-49415-421	HWY 10 UTILITIES WATER EXPENSE	$0.00	$44,171.18	0.00%	$0.00	$951,314.89	0.00%
406-49450-421	HWY 10 UTILITIES SEWER EXPENSES	$0.00	$44,171.18	0.00%	$0.00	$951,084.90	0.00%
	Expense Total:	**$0.00**	**$98,158.18**	**0.00%**	**$0.00**	**$2,120,133.59**	**0.00%**
	Fund 406 Surplus (Deficit):	**0.00**	**($75,276.22)**	**0.00%**	**$0.00**	**($472,943.45)**	**0.00%**
Fund: 410 - CAPITAL EQUIPMENT FUND							
Revenue							
410-40000-36210	INTEREST EARNINGS	$0.00	($36.60)	0.00%	$0.00	($27.73)	0.00%
410-41920-39000	CONTRIBUTIONS	$0.00	$0.00	0.00%	$0.00	$59,970.33	0.00%
410-42100-34201	POLICE DEPARTMENT MISC. REVENUE	$0.00	$0.00	0.00%	$0.00	$5,170.00	0.00%
	Revenue Total:	**$0.00**	**($36.60)**	**0.00%**	**$0.00**	**$65,112.60**	**0.00%**
Expense							
410-41920-520	BUILDINGS & STRUCTURES	$0.00	$0.00	0.00%	$0.00	$4,474.39	0.00%
410-41920-545	SIRENS EXP	$0.00	$0.00	0.00%	$0.00	$20,474.23	0.00%
410-45200-530	PARK BUILDINGS & STRUCTURES	$0.00	$0.00	0.00%	$0.00	$15,526.00	0.00%
410-49300-575	AIRPORT EQUIPMENT	$0.00	$0.00	0.00%	$0.00	$38,765.00	0.00%
410-49300-576	APRON RECONSTRUCT	$0.00	$8,540.00	0.00%	$0.00	$21,350.00	0.00%
	Expense Total:	**$0.00**	**$8,540.00**	**0.00%**	**$0.00**	**$100,589.62**	**0.00%**
	Fund 410 Surplus (Deficit):	**0.00**	**($8,576.60)**	**0.00%**	**$0.00**	**($35,477.02)**	**0.00%**
Fund: 601 - SEWER FUND							
Revenue							
601-40000-31020	CURRENT AD VALOREM TAXES	$0.00	$0.00	0.00%	$182,901.06	$194,080.50	6.11%
601-40000-36100	SPECIAL ASSESSMENTS	$0.00	$0.00	0.00%	$27,447.50	$28,348.21	3.28%
601-40000-36101	ASSESSMENT INTEREST	$0.00	$0.00	0.00%	$7,509.52	$6,119.53	-18.51%
601-40000-36210	INTEREST EARNINGS	$1,685.57	$2,665.63	58.14%	($10,737.43)	$20,144.00	287.61%
601-40000-37270	SEWER - CUSTOMER SERVICES	$0.00	$88.00	0.00%	$1,734.00	$1,348.60	-22.23%
601-40000-37440	RESIDENTIAL SEWER SALES	$58,114.63	$74,439.50	28.09%	$627,731.35	$679,192.16	8.20%

		2024 Nov. Activity	2025 Nov. Activity	Variance %	2024 YTD Activity	2025 YTD Activity	Variance %
601-40000-37442	COMMERCIAL SEWER SALES	$47,304.81	$49,765.19	5.20%	$535,294.84	$481,898.24	-9.98%
601-40000-37448	SEWER CONNECTION FEE(SAC)	$0.00	$0.00	0.00%	$33,490.00	$22,022.00	-34.24%
601-40000-38050	MISCELLANEOUS REVENUE	$0.00	$0.00	0.00%	$35.00	$0.00	-100.00%
	Revenue Total:	**$107,105.01**	**$126,958.32**	**18.54%**	**$1,405,405.84**	**$1,433,153.24**	**1.97%**
Expense							
601-47000-600	BOND PRINCIPAL	$0.00	$0.00	0.00%	$476,000.00	$482,000.00	-1.26%
601-47000-610	BOND INTEREST	$0.00	$0.00	0.00%	$45,820.68	$40,002.68	12.70%
601-49450-101	SALARIES FULL TIME REGULAR	$2,188.62	$2,647.36	-20.96%	$40,635.95	$40,413.36	0.55%
601-49450-102	SALARIES FULL TIME OVERTIME	$22.01	$281.52	-1,179.05%	$61.91	$939.82	-1,418.04%
601-49450-121	P.E.R.A.	$165.80	$219.68	-32.50%	$3,034.80	$2,902.38	4.36%
601-49450-122	F.I.C.A.	$158.69	$214.76	-35.33%	$2,939.08	$2,840.80	3.34%
601-49450-131	HEALTH, LIFE, HSA, DEFERRED COMP	$373.65	$479.28	-28.27%	$6,506.87	$6,618.48	-1.72%
601-49450-133	LIFE INSURANCE	$0.00	$0.00	0.00%	$75.62	$0.00	100.00%
601-49450-212	MOTOR FUELS & LUBRICANTS	$0.00	$0.00	0.00%	$1,700.85	$2,704.51	-59.01%
601-49450-220	REPAIR & MAINTENANCE SUPPLIES	$707.17	$0.00	100.00%	$2,080.01	$9,273.90	-345.86%
601-49450-228	SAFETY EXPENSE	$66.16	$0.00	100.00%	$1,620.19	$525.00	67.60%
601-49450-310	ONE-CALL SERVICE	$43.20	$0.00	100.00%	$297.01	$552.84	-86.14%
601-49450-331	SCHOOLS, MEETING & TRAVEL EXP.	$0.00	$0.00	0.00%	$637.21	$95.00	85.09%
601-49450-400	EQUIPMENT REPAIR & MAINTENANCE	$10.74	$0.00	100.00%	$2,547.76	$53.81	97.89%
601-49450-431	SEWER CONNECTION EXPENSE(SAC)	$0.00	$0.00	0.00%	$5,617.03	$0.00	100.00%
601-49450-432	MANHOLE/MAINLINE REPAIRS	$351.20	$0.00	100.00%	$16,015.84	$3,821.73	76.14%
601-49460-101	SALARIES FULL TIME REGULAR	$182.90	$60.46	66.94%	$2,729.30	$3,439.02	-26.00%
601-49460-121	P.E.R.A.	$13.71	$4.53	66.96%	$206.56	$257.90	-24.85%
601-49460-122	F.I.C.A.	$13.91	$3.64	73.83%	$202.89	$261.04	-28.66%
601-49460-131	HEALTH, LIFE, HSA, DEFERRED COMP	$35.56	$11.39	67.97%	$539.55	$630.02	-16.77%
601-49460-133	LIFE INSURANCE	$0.00	$0.00	0.00%	$8.75	$0.00	100.00%
601-49460-220	REPAIR & MAINTENANCE SUPPLIES	$0.00	$0.00	0.00%	$443.32	$314.51	29.06%
601-49460-400	EQUIPMENT REPAIR & MAINTENANCE	$0.00	$0.00	0.00%	$902.30	$2,715.75	-200.98%
601-49470-101	SALARIES FULL TIME REGULAR	$391.55	$529.66	-35.27%	$3,806.67	$4,143.31	-8.84%
601-49470-102	SALARIES FULL TIME OVERTIME	$22.01	$0.00	100.00%	$457.89	$608.39	-32.87%
601-49470-121	P.E.R.A.	$31.01	$39.72	-28.09%	$322.83	$354.34	-9.76%
601-49470-122	F.I.C.A.	$30.67	$37.58	-22.53%	$312.15	$350.73	-12.36%
601-49470-131	HEALTH, LIFE, HSA, DEFERRED COMP	$68.44	$97.55	-42.53%	$696.87	$705.64	-1.26%
601-49470-133	LIFE INSURANCE	$0.00	$0.00	0.00%	$8.42	$0.00	100.00%
601-49470-212	MOTOR FUELS & LUBRICANTS	$58.87	$0.00	100.00%	$604.58	$171.24	71.68%
601-49470-216	CHEMICALS & CHEMICAL PRODUCTS	$0.00	$0.00	0.00%	$6,525.00	$3,422.76	47.54%
601-49470-240	TOOLS & OTHER EQUIPMENT	$0.00	$0.00	0.00%	$28.18	$0.00	100.00%
601-49470-321	TELEPHONE CHARGES	$0.00	$0.00	0.00%	$2,320.00	$2,320.00	0.00%
601-49470-380	UTILITIES	$242.53	$262.94	-8.42%	$3,130.18	$2,697.84	13.81%
601-49470-400	EQUIPMENT REPAIR & MAINTENANCE	$2,458.50	$2,448.18	0.42%	$16,255.88	$2,316.70	85.75%
601-49480-101	SALARIES FULL TIME REGULAR	$14,010.96	$14,964.21	-6.80%	$144,385.88	$164,742.08	-14.10%
601-49480-102	SALARIES FULL TIME OVERTIME	$626.37	$1,387.95	-121.59%	$9,114.41	$9,896.22	-8.58%

		2024 Nov. Activity	2025 Nov. Activity	Variance %	2024 YTD Activity	2025 YTD Activity	Variance %
601-49480-121	P.E.R.A.	$1,100.09	$1,228.63	-11.68%	$11,555.39	$13,044.42	-12.89%
601-49480-122	F.I.C.A.	$1,079.70	$1,057.62	2.05%	$11,204.47	$12,714.88	-13.48%
601-49480-131	HEALTH, LIFE, HSA, DEFERRED COMP	$2,384.29	$2,574.00	-7.96%	$23,003.31	$25,875.38	-12.49%
601-49480-133	LIFE INSURANCE	$0.00	$0.00	0.00%	$264.70	$0.00	100.00%
601-49480-142	UNEMPLOYMENT AND SEVERENCE P...	$0.00	$4,335.09	0.00%	$6,809.92	$4,335.09	36.34%
601-49480-200	OFFICE SUPPLIES	$144.26	$264.66	-83.46%	$3,690.91	$3,094.04	16.17%
601-49480-210	GENERAL SUPPLIES	$697.14	$52.00	92.54%	$1,887.45	$1,507.73	20.12%
601-49480-212	MOTOR FUELS & LUBRICANTS	$3,481.63	$1,844.00	47.04%	$9,344.98	$9,083.08	2.80%
601-49480-216	CHEMICALS & CHEMICAL PRODUCTS	$2,727.36	$2,766.00	-1.42%	$53,877.93	$38,178.64	29.14%
601-49480-218	LAB & TESTING EXPENSE	$1,746.40	$0.00	100.00%	$24,485.64	$19,541.57	20.19%
601-49480-220	REPAIR & MAINTENANCE SUPPLIES	$884.80	$1,923.75	-117.42%	$16,320.44	$22,736.73	-39.31%
601-49480-228	SAFETY EXPENSES	$0.00	$104.00	0.00%	$3,723.72	$620.80	83.33%
601-49480-240	TOOLS & OTHER EQUIPMENT	$0.00	$0.00	0.00%	$0.00	$419.53	0.00%
601-49480-315	SANITATION EXPENSE	$216.47	$51.66	76.14%	$1,742.39	$1,046.69	39.93%
601-49480-321	TELEPHONE	$144.57	$30.00	79.25%	$1,556.24	$2,035.61	-30.80%
601-49480-322	POSTAGE EXPENSE	$0.00	$0.00	0.00%	$15.25	$0.00	100.00%
601-49480-331	SCHOOLS, MEETINGS & TRAVEL	$390.00	$0.00	100.00%	$2,439.56	$2,756.06	-12.97%
601-49480-360	INSURANCE	$11,523.55	$0.00	100.00%	($1,621.71)	($41.71)	-97.43%
601-49480-380	UTILITIES	$6,911.33	$4,272.35	38.18%	$92,028.64	$75,622.05	17.83%
601-49480-400	EQUIPMENT REPAIR & MAINTENANCE	$68.98	$1,926.51	-2,692.85%	$24,439.50	$41,366.86	-69.26%
601-49480-417	UNIFORMS	$111.96	$150.37	-34.31%	$1,019.97	$500.99	50.88%
601-49480-433	DUES AND SUBSCRIPTIONS	$0.00	$0.00	0.00%	$1,470.00	$3,181.38	-116.42%
601-49480-444	SAC EXPENSES	$3,805.00	$260.00	93.17%	$9,812.49	$18,792.16	-91.51%
601-49480-520	BUILDINGS & STRUCTURES	$52.25	$0.00	100.00%	$12,217.77	$3,361.00	72.49%
601-49490-101	SALARIES FULL TIME REGULAR	$1,818.91	$1,887.12	-3.75%	$22,527.79	$22,880.70	-1.57%
601-49490-102	SALARIES FULL TIME OVERITME	$0.00	$0.00	0.00%	$1.35	$816.21	-60,360.00%
601-49490-121	P.E.R.A.	$136.42	$141.56	-3.77%	$1,676.84	$1,782.95	-6.33%
601-49490-122	F.I.C.A.	$130.59	$115.36	11.66%	$1,603.94	$1,697.76	-5.85%
601-49490-131	HEALTH, LIFE, HSA, DEFERRED COMP	$306.88	$333.45	-8.66%	$3,433.47	$3,849.15	-12.11%
601-49490-133	LIFE INSURANCE	$0.00	$0.00	0.00%	$30.24	$0.00	100.00%
601-49490-301	AUDITING FEE	$0.00	$0.00	0.00%	$2,817.90	$4,110.65	-45.88%
601-49490-304	LEGAL EXPENSES	$112.50	$0.00	100.00%	$112.50	$0.00	100.00%
601-49970-420	DEPRECIATION	$41,700.00	$41,700.00	0.00%	$458,700.00	$458,700.00	0.00%
	Expense Total:	**$103,949.31**	**$90,708.54**	**12.74%**	**$1,600,785.41**	**$1,585,702.20**	**0.94%**
	Fund 601 Surplus (Deficit):	**3,155.70**	**$36,249.78**	**1,048.71%**	**($195,379.57)**	**($152,548.96)**	**21.92%**
Fund: 602 - GOLF FUND							
Revenue							
602-40000-36210	INTEREST EARNINGS	$39.16	$248.17	533.73%	$1,455.46	$1,234.56	-15.18%
602-40000-36300	CHANGE IN FAIR VALUE	$81.83	$69.02	-15.65%	$367.49	$609.95	65.98%
602-40000-37210	PULL TAB RENTAL & INCOME	$0.00	$65.81	0.00%	$0.00	$1,064.39	0.00%
602-40000-38040	MEMBERSHIP FEES	$0.00	$0.00	0.00%	$36,760.65	$152,358.86	314.46%

		2024 Nov. Activity	2025 Nov. Activity	Variance %	2024 YTD Activity	2025 YTD Activity	Variance %
602-40000-38041	GREEN FEES	$0.00	$0.00	0.00%	$111,155.13	$134,492.41	21.00%
602-40000-38042	PRO MERCHANDISE SALES	$0.00	$0.00	0.00%	$49,074.45	$47,323.04	-3.57%
602-40000-38043	CLOTHING & NONTAXABLE SALES	$0.00	$0.00	0.00%	$32,920.55	$27,910.92	-15.22%
602-40000-38044	LIQUOR AND BEER SALES	$0.00	$0.00	0.00%	$83,624.41	$84,018.54	0.47%
602-40000-38045	FOOD SALES	$0.00	$0.00	0.00%	$32,633.73	$40,347.65	23.64%
602-40000-38046	COURSE RENTAL	$0.00	$0.00	0.00%	$54,435.00	$58,737.72	7.90%
602-40000-38047	CART STORAGE & LOCKERS	$0.00	$0.00	0.00%	$14,015.00	$13,007.75	-7.19%
602-40000-38048	REC. DEPT. & SCHOOL LEASES	$0.00	$0.00	0.00%	$3,000.00	$3,000.00	0.00%
602-40000-38049	TOURNAMENT INCOME	$0.00	$0.00	0.00%	$2,707.91	$0.00	-100.00%
602-40000-38050	OTHER INCOME	$0.00	$0.00	0.00%	$555.79	$485.17	-12.71%
602-40000-38051	RENTAL REVENUE	$0.00	$0.00	0.00%	$129,993.21	$159,072.00	22.37%
602-40000-38052	RANGE INCOME	$0.00	$0.00	0.00%	$17,746.67	$21,212.32	19.53%
602-40000-38055	HANDICAPS	$0.00	$0.00	0.00%	$1,785.00	$1,215.00	-31.93%
602-40000-39000	DONATIONS/CONTRIBUTIONS	$0.00	$0.00	0.00%	$25,650.95	$26,500.00	3.31%
	Revenue Total:	**$120.99**	**$383.00**	**216.56%**	**$597,881.40**	**$772,590.28**	**29.22%**
Expense							
602-41110-142	UNEMPLOYMENT COMP&SEVERENCE	$0.00	$0.00	0.00%	$2,128.10	$0.00	100.00%
602-49420-142	UNEMPLOYMENT AND SEVERENCE P…	$0.00	$0.00	0.00%	$39,614.41	$0.00	100.00%
602-49830-251	PRO MERCHANDISE PURCHASES	$0.00	($636.00)	0.00%	$37,793.05	$41,028.64	-8.56%
602-49830-252	CLOTHING & NONTAXABLE ITEMS	$0.00	($1,122.00)	0.00%	$25,030.91	$21,765.32	13.05%
602-49830-253	LIQUOR PURCHASES	$0.00	$354.00	0.00%	$6,079.13	$5,095.29	16.18%
602-49830-254	MIX & POP PURCHASES	$193.28	$518.00	-168.00%	$20,760.16	$25,217.86	-21.47%
602-49830-255	BEER PURCHASES	$38.40	($116.94)	404.53%	$21,008.04	$21,092.82	-0.40%
602-49831-101	SALARIES FULL TIME REGULAR	$1,743.50	$4,702.20	-169.70%	$36,199.78	$54,124.99	-49.52%
602-49831-103	SALARIES PART TIME REGULAR	$0.00	$1,789.48	0.00%	$65,574.71	$75,111.11	-14.54%
602-49831-121	P.E.R.A.	$0.00	$352.66	0.00%	$2,146.69	$4,059.33	-89.10%
602-49831-122	F.I.C.A.	$133.38	$418.93	-214.09%	$7,800.20	$9,804.71	-25.70%
602-49831-131	HEALTH, LIFE, HSA, DEFERRED COMP	$0.00	$888.18	0.00%	$3,746.01	$10,223.63	-172.92%
602-49831-133	LIFE INSURANCE	$0.00	$0.00	0.00%	$71.68	$0.00	100.00%
602-49831-212	MOTOR FUELS & LUBRICANTS	$0.00	$0.00	0.00%	$13,465.38	$13,004.81	3.42%
602-49831-225	COURSE MAINTENANCE SUPPLIES	$418.31	$798.29	-90.84%	$30,178.73	$54,096.28	-79.25%
602-49831-240	TOOLS & EQUIPMENT	$0.00	$0.00	0.00%	$5,519.15	$2,323.12	57.91%
602-49831-321	TELEPHONE	$0.00	$0.00	0.00%	$455.33	$0.00	100.00%
602-49831-400	EQUIPMENT REPAIR & MAINTENANCE	$0.00	$0.00	0.00%	$25,301.45	$19,047.36	24.72%
602-49831-415	COURSE EQUIPMENT RENTALS	$0.00	$500.00	0.00%	$472.50	$861.25	-82.28%
602-49831-417	CLOTHING ALLOWANCE	$0.00	$185.32	0.00%	$344.94	$285.31	17.29%
602-49833-101	SALARIES FULL TIME REGULAR	$7,040.08	$7,489.69	-6.39%	$84,737.74	$86,086.42	-1.59%
602-49833-103	SALARIES PART TIME REGULAR	$0.00	$394.04	0.00%	$57,064.89	$57,501.15	-0.76%
602-49833-121	P.E.R.A.	$533.64	$567.34	-6.32%	$6,383.98	$6,519.76	-2.13%
602-49833-122	F.I.C.A.	$495.30	$466.64	5.79%	$10,335.95	$10,366.22	-0.29%
602-49833-131	HEALTH, LIFE, HSA, DEFERRED COMP	$1,513.90	$1,757.34	-16.08%	$17,225.41	$18,941.19	-9.96%
602-49833-133	LIFE INSURANCE	$0.00	$0.00	0.00%	$124.21	$0.00	100.00%

		2024 Nov. Activity	2025 Nov. Activity	Variance %	2024 YTD Activity	2025 YTD Activity	Variance %
602-49833-200	OFFICE SUPPLIES	$0.00	$0.00	0.00%	$379.62	$405.78	-6.89%
602-49833-201	COMPUTER/SOFTWARE EXPENSE	$68.57	$411.03	-499.43%	$4,419.16	$4,349.36	1.58%
602-49833-210	CLUBHOUSE EXPENSES	$0.00	$24.37	0.00%	$4,527.34	$13,736.76	-203.42%
602-49833-220	MAINTENANCE SUPPLIES	$29.96	$44.31	-47.90%	$937.28	$615.19	34.36%
602-49833-225	CREDIT CARD FEES	$377.18	$0.00	100.00%	$13,228.64	$7,063.77	46.60%
602-49833-301	AUDITING FEES	$0.00	$0.00	0.00%	$1,127.16	$1,339.80	-18.87%
602-49833-321	TELEPHONE EXPENSE	$75.00	$75.00	0.00%	$830.00	$825.00	0.60%
602-49833-350	ADVERTISING EXPENSE	$41.72	$0.00	100.00%	$6,165.50	$13,653.34	-121.45%
602-49833-360	INSURANCE EXPENSE	$4,899.36	$0.00	100.00%	$5,250.36	$0.00	100.00%
602-49833-380	UTILITIES	$1,504.96	$1,627.56	-8.15%	$15,168.78	$16,084.51	-6.04%
602-49833-400	EQUIPMENT MAINTENANCE	$175.00	$0.00	100.00%	$945.76	$3,086.30	-226.33%
602-49833-411	LICENSES & PERMITS	$550.00	$875.00	-59.09%	$2,546.15	$1,050.00	58.76%
602-49833-415	CLUBHOUSE RENTALS(CARTS)	$0.00	$14,500.00	0.00%	$12,550.00	$14,500.00	-15.54%
602-49833-417	CLOTHING ALLOWANCE	$0.00	$140.95	0.00%	$0.00	$339.43	0.00%
602-49833-419	HANDICAP EXPENSES	$0.00	$0.00	0.00%	$1,410.00	$1,055.00	25.18%
602-49833-433	DUES & SUBSCRIPTIONS	$0.00	$20.00	0.00%	$598.55	$1,582.35	-164.36%
602-49834-500	MACHINERY & EQUIPMENT	$0.00	$0.00	0.00%	$2,128.35	$0.00	100.00%
602-49834-560	CART CAPITAL LEASE	$0.00	$0.00	0.00%	$21,575.00	$0.00	100.00%
602-49970-420	DEPRECIATION EXPENSE	$3,262.00	$3,262.00	0.00%	$35,882.00	$35,882.00	0.00%
	Expense Total:	**$23,093.54**	**$40,287.39**	**-74.45%**	**$649,232.18**	**$652,125.16**	**-0.45%**
	Fund 602 Surplus (Deficit):	**-22,972.55**	**($39,904.39)**	**-73.70%**	**($51,350.78)**	**$120,465.12**	**334.59%**
Fund: 603 - ELECTRIC FUND							
Revenue							
603-40000-36210	INTEREST EARNINGS	$10,236.11	$8,743.75	-14.58%	$193,354.22	$152,673.74	-21.04%
603-40000-36300	CHANGE IN FAIR VALUE/INVESTMNT	$17,426.32	$14,698.89	-15.65%	$78,261.50	$129,894.93	65.98%
603-40000-37450	LATE CHARGES	$1,811.30	$2,030.20	12.09%	$30,868.93	$29,238.17	-5.28%
603-40000-37451	ELECTRIC SERVICE REVENUES	$0.00	$0.00	0.00%	$340.00	$0.00	-100.00%
603-40000-37452	OVERHEAD MAINTENANCE CHARGES	$0.00	$0.00	0.00%	$407.44	$0.00	-100.00%
603-40000-37454	POLE RENTAL CONTRACTS	$0.00	$0.00	0.00%	$2,780.00	$2,650.00	-4.68%
603-40000-37455	CUSTOMER INSTALLATION CHARGES	$8,009.25	$1,000.00	-87.51%	$8,009.25	$1,000.00	-87.51%
603-40000-37456	OTHER ELECTRIC REVENUES	$39,271.90	$200.91	-99.49%	$52,014.99	$52,845.15	1.60%
603-40000-37457	EV CHARGER REVENUE	$0.00	$0.00	0.00%	$0.00	$1,285.99	0.00%
603-40000-37458	NEW LINE EXTENSION COSTS REIMB	$0.00	$39,365.94	0.00%	$5,742.05	$303,131.53	5,179.15%
603-40000-37459	EQUIPMENT RENTAL CHARGES	$85.70	$79.21	-7.57%	$1,003.27	$3,774.51	276.22%
603-40000-37460	MRES REIMBURSEMENTS	$434.83	$49.00	-88.73%	$3,929.69	$9,941.20	152.98%
603-40000-37461	RESIDENTIAL ELECTRIC SALES	$130,401.00	$142,737.61	9.46%	$1,761,610.12	$1,690,348.77	-4.05%
603-40000-37462	COMMERCIAL ELECTRIC SALES	$273,181.84	$299,161.66	9.51%	$3,384,033.26	$3,280,132.52	-3.07%
603-40000-37463	ON CALL REIMBUSEMENTS-HENNING	$0.00	$0.00	0.00%	$0.00	$2,610.00	0.00%
603-40000-39202	TRANSFER FROM WATER - TOWER	$0.00	$0.00	0.00%	$55,000.00	$55,000.00	0.00%
603-40000-39203	WATER FUND AMI TRANSFER	$0.00	$0.00	0.00%	$20,000.00	$20,000.00	0.00%
603-40000-39205	TRANSFER FROM GOLF-CART PURCHA...	$0.00	$0.00	0.00%	$0.00	$40,901.86	0.00%

		2024 Nov. Activity	2025 Nov. Activity	Variance %	2024 YTD Activity	2025 YTD Activity	Variance %
603-40000-39215	TRANSFER FROM SCADA	$0.00	$0.00	0.00%	$20,000.00	$20,000.00	0.00%
	Revenue Total:	**$480,858.25**	**$508,067.17**	**5.66%**	**$5,617,354.72**	**$5,795,428.37**	**3.17%**
Expense							
603-40750-101	SALARIES FULL TIME - REGULAR	$3,450.15	$11,873.47	-244.14%	$69,861.62	$87,843.57	-25.74%
603-40750-102	SALARIES FULL TIME - OVERTIME	$0.00	$0.00	0.00%	$0.00	$111.60	0.00%
603-40750-121	P.E.R.A.	$258.76	$890.51	-244.15%	$5,292.64	$6,611.65	-24.92%
603-40750-122	F.I.C.A.	$230.75	$815.13	-253.25%	$4,712.25	$6,021.65	-27.79%
603-40750-131	HEALTH, LIFE, HSA, DEFERRED COMP	$22.75	$265.81	-1,068.40%	$7,458.42	$2,130.31	71.44%
603-40750-133	LIFE INSURANCE	$0.00	$0.00	0.00%	$41.88	$0.00	100.00%
603-47000-600	BONDS - PRINCIPAL	$0.00	$0.00	0.00%	$60,000.00	$65,000.00	-8.33%
603-47500-610	BOND INTEREST & CHARGES	$0.00	$0.00	0.00%	$22,030.00	$19,660.00	10.76%
603-47500-620	BOND AGENT FEES	$0.00	$0.00	0.00%	$0.00	$495.00	0.00%
603-49555-225	UTILITY CREDIT CARD FEES EXPENSE	$0.00	$575.99	0.00%	$0.00	$5,426.14	0.00%
603-49555-900	PURCHASED POWER	$209,834.09	$251,160.00	-19.69%	$2,883,986.21	$3,320,390.89	-15.13%
603-49580-101	SALARIES FULL TIME REGULAR	$1,703.96	$1,815.64	-6.55%	$20,368.18	$20,861.20	-2.42%
603-49580-121	P.E.R.A.	$127.80	$136.16	-6.54%	$1,520.45	$1,565.53	-2.96%
603-49580-122	F.I.C.A.	$130.36	$137.68	-5.62%	$1,551.00	$1,583.10	-2.07%
603-49580-131	HEALTH, LIFE, HSA, DEFERRED COMP	$161.86	$177.97	-9.95%	$1,809.84	$1,953.09	-7.92%
603-49580-133	LIFE INSURANCE	$0.00	$0.00	0.00%	$22.80	$0.00	100.00%
603-49581-101	SALARIES FULL TIME REGULAR	$851.98	$907.82	-6.55%	$10,371.44	$10,497.82	-1.22%
603-49581-121	P.E.R.A.	$63.90	$68.08	-6.54%	$774.30	$787.81	-1.74%
603-49581-122	F.I.C.A.	$65.16	$68.82	-5.62%	$786.46	$795.43	-1.14%
603-49581-131	HEALTH, LIFE, HSA, DEFERRED COMP	$80.93	$88.97	-9.93%	$955.38	$997.71	-4.43%
603-49581-133	LIFE INSURANCE	$0.00	$0.00	0.00%	$11.40	$0.00	100.00%
603-49581-220	REPAIR & MAINTENANCE SUPPLIES	$0.00	$0.00	0.00%	$4,548.48	$0.00	100.00%
603-49581-321	TELEPHONE	$41.39	$0.00	100.00%	$207.45	$165.56	20.19%
603-49582-220	REPAIR & MAINTENANCE SUPPLIES	$0.00	$4.28	0.00%	$726.69	$188.00	74.13%
603-49583-101	SALARIES FULL TIME REGULAR	$255.60	$272.36	-6.56%	$3,289.40	$3,129.33	4.87%
603-49583-121	P.E.R.A.	$19.16	$20.42	-6.58%	$245.55	$234.79	4.38%
603-49583-122	F.I.C.A.	$19.56	$20.66	-5.62%	$248.27	$237.56	4.31%
603-49583-131	HEALTH, LIFE, HSA, DEFERRED COMP	$24.27	$26.67	-9.89%	$501.99	$292.70	41.69%
603-49583-133	LIFE INSURANCE	$0.00	$0.00	0.00%	$3.42	$0.00	100.00%
603-49583-220	REPAIR & MAINTENANCE SUPPLIES	$0.00	$0.00	0.00%	$9.12	$0.00	100.00%
603-49584-101	SALARIES FULL TIME REGULAR	$255.60	$272.36	-6.56%	$3,285.65	$3,479.33	-5.89%
603-49584-121	P.E.R.A.	$19.16	$20.42	-6.58%	$245.27	$261.04	-6.43%
603-49584-122	F.I.C.A.	$19.56	$20.66	-5.62%	$248.66	$261.21	-5.05%
603-49584-131	HEALTH, LIFE, HSA, DEFERRED COMP	$24.27	$26.67	-9.89%	$379.82	$375.91	1.03%
603-49584-133	LIFE INSURANCE	$0.00	$0.00	0.00%	$3.42	$0.00	100.00%
603-49584-220	REPAIR & MAINTENANCE SUPPLIES	$43.20	$934.58	-2,063.38%	$1,937.82	$2,135.05	-10.18%
603-49585-101	SALARIES FULL TIME REGULAR	$1,152.30	$0.00	100.00%	$1,933.00	$0.00	100.00%
603-49585-121	P.E.R.A.	$86.42	$0.00	100.00%	$144.98	$0.00	100.00%
603-49585-122	F.I.C.A.	$79.58	$0.00	100.00%	$131.78	$0.00	100.00%

		2024 Nov. Activity	2025 Nov. Activity	Variance %	2024 YTD Activity	2025 YTD Activity	Variance %
603-49585-131	HEALTH, LIFE, HSA, DEFERRED COMP	$353.83	$0.00	100.00%	$760.54	$0.00	100.00%
603-49585-220	REPAIR & MAINTENANCE SUPPLIES	$0.00	$0.00	0.00%	$0.00	$690.75	0.00%
603-49586-220	REPAIR & MAINTENANCE SUPPLIES	$654.60	$670.00	-2.35%	$20,842.42	$21,092.40	-1.20%
603-49587-101	SALARIES FULL TIME REGULAR	$0.00	$771.32	0.00%	$79.32	$771.32	-872.42%
603-49587-121	P.E.R.A.	$0.00	$57.84	0.00%	$5.95	$57.84	-872.10%
603-49587-122	F.I.C.A.	$0.00	$53.19	0.00%	$5.18	$53.19	-926.83%
603-49587-131	HEALTH, LIFE, HSA, DEFERRED COMP	$0.00	$987.47	0.00%	$34.19	$987.47	-2,788.18%
603-49588-101	SALARIES FULL TIME REGULAR	$263.03	$0.00	100.00%	$2,249.27	$0.00	100.00%
603-49588-102	SALARIES FULL TIME OVERTIME	$1,766.57	$2,456.27	-39.04%	$19,576.45	$19,460.82	0.59%
603-49588-121	P.E.R.A.	$152.24	$184.23	-21.01%	$1,634.92	$1,459.55	10.73%
603-49588-122	F.I.C.A.	$136.83	$165.15	-20.70%	$1,468.77	$1,325.38	9.76%
603-49588-131	HEALTH, LIFE, HSA, DEFERRED COMP	$97.22	$111.50	-14.69%	$2,607.54	$1,288.99	50.57%
603-49588-133	LIFE INSURANCE	$0.00	$0.00	0.00%	$15.05	$0.00	100.00%
603-49590-101	SALARIES FULL TIME REGULAR	$1,941.92	$1,815.64	6.50%	$22,710.80	$21,036.20	7.37%
603-49590-121	P.E.R.A.	$145.65	$136.16	6.52%	$1,694.60	$1,578.66	6.84%
603-49590-122	F.I.C.A.	$145.91	$137.68	5.64%	$1,709.48	$1,596.49	6.61%
603-49590-131	HEALTH, LIFE, HSA, DEFERRED COMP	$217.37	$177.97	18.13%	$2,260.54	$1,953.09	13.60%
603-49590-133	LIFE INSURANCE	$0.00	$0.00	0.00%	$24.10	$0.00	100.00%
603-49591-101	SALARIES FULL TIME REGULAR	$0.00	$0.00	0.00%	$336.18	$910.82	-170.93%
603-49591-121	P.E.R.A.	$0.00	$0.00	0.00%	$25.18	$73.82	-193.17%
603-49591-122	F.I.C.A.	$0.00	$0.00	0.00%	$24.62	$62.46	-153.70%
603-49591-131	HEALTH, LIFE, HSA, DEFERRED COMP	$0.00	$0.00	0.00%	$15.64	$248.10	-1,486.32%
603-49591-133	LIFE INSURANCE	$0.00	$0.00	0.00%	$0.18	$0.00	100.00%
603-49591-220	REPAIR & MAINTENANCE SUPPLIES	$0.00	$0.00	0.00%	$172.80	$97.50	43.58%
603-49592-101	SALARIES FULL TIME REGULAR	$709.28	$797.16	-12.39%	$13,048.53	$17,181.90	-31.68%
603-49592-102	SALARIES FULL TIME OVERTIME	$518.03	$571.69	-10.36%	$5,098.82	$5,101.02	-0.04%
603-49592-121	P.E.R.A.	$92.05	$102.66	-11.53%	$1,358.64	$1,671.19	-23.00%
603-49592-122	F.I.C.A.	$82.21	$91.39	-11.17%	$1,224.88	$1,503.64	-22.76%
603-49592-131	HEALTH, LIFE, HSA, DEFERRED COMP	$167.18	$256.05	-53.16%	$2,995.25	$4,655.65	-55.43%
603-49592-133	LIFE INSURANCE	$0.00	$0.00	0.00%	$21.53	$0.00	100.00%
603-49592-220	REPAIR & MAINTENANCE SUPPLIES	$0.00	$0.00	0.00%	$19,726.32	$4,809.00	75.62%
603-49593-101	SALARIES FULL TIME REGULAR	$1,766.75	$1,289.71	27.00%	$48,571.88	$41,768.99	14.01%
603-49593-102	SALARIES FULL TIME OVERTIME	$0.00	$131.25	0.00%	$1,913.47	$1,579.91	17.43%
603-49593-121	P.E.R.A.	$132.50	$106.59	19.55%	$3,770.49	$3,251.31	13.77%
603-49593-122	F.I.C.A.	$115.81	$96.75	16.46%	$3,404.75	$2,943.74	13.54%
603-49593-131	HEALTH, LIFE, HSA, DEFERRED COMP	$387.38	$400.88	-3.48%	$8,295.05	$9,662.43	-16.48%
603-49593-133	LIFE INSURANCE	$0.00	$0.00	0.00%	$42.45	$0.00	100.00%
603-49593-220	REPAIR & MAINTENANCE SUPPLIES	$472.88	$0.00	100.00%	$5,887.24	$65.71	98.88%
603-49594-101	SALARIES FULL TIME REGULAR	$13,078.19	$12,477.72	4.59%	$120,003.51	$110,423.36	7.98%
603-49594-102	SALARIES FULL TIME OVERTIME	$0.00	$0.00	0.00%	$1,731.79	$1,265.43	26.93%
603-49594-121	P.E.R.A.	$980.89	$935.83	4.59%	$9,072.54	$8,394.75	7.47%
603-49594-122	F.I.C.A.	$872.90	$844.05	3.31%	$8,199.56	$7,611.96	7.17%

		2024 Nov. Activity	2025 Nov. Activity	Variance %	2024 YTD Activity	2025 YTD Activity	Variance %
603-49594-131	HEALTH, LIFE, HSA, DEFERRED COMP	$3,049.39	$3,907.90	-28.15%	$25,165.36	$31,806.81	-26.39%
603-49594-133	LIFE INSURANCE	$0.00	$0.00	0.00%	$100.85	$0.00	100.00%
603-49594-220	REPAIR & MAINTENANCE SUPPLIES	$562.76	$0.00	100.00%	$12,185.46	$16,500.72	-35.41%
603-49595-101	SALARIES FULL TIME REGULAR	$0.00	$0.00	0.00%	$425.76	$283.56	33.40%
603-49595-121	P.E.R.A.	$0.00	$0.00	0.00%	$31.87	$21.27	33.26%
603-49595-122	F.I.C.A.	$0.00	$0.00	0.00%	$29.00	$19.80	31.72%
603-49595-131	HEALTH, LIFE, HSA, DEFERRED COMP	$0.00	$0.00	0.00%	$202.68	$70.79	65.07%
603-49595-220	REPAIR & MAINTENANCE SUPPLIES	$0.00	$0.00	0.00%	$121.16	$737.58	-508.77%
603-49596-101	SALARIES FULL TIME REGULAR	$1,357.78	$131.25	90.33%	$7,519.59	$13,951.09	-85.53%
603-49596-102	SALARIES FULL TIME OVERTIME	$0.00	$0.00	0.00%	$0.00	$131.25	0.00%
603-49596-121	P.E.R.A.	$101.81	$9.84	90.33%	$561.73	$1,056.16	-88.02%
603-49596-122	F.I.C.A.	$89.98	$8.87	90.14%	$509.84	$963.32	-88.95%
603-49596-131	HEALTH, LIFE, HSA, DEFERRED COMP	$368.89	$36.28	90.17%	$2,440.63	$3,743.87	-53.40%
603-49596-133	LIFE INSURANCE	$0.00	$0.00	0.00%	$0.71	$0.00	100.00%
603-49596-220	REPAIR & MAINTENANCE SUPPLIES	$0.00	$0.00	0.00%	$2,250.56	$10,628.53	-372.26%
603-49597-101	SALARIES FULL TIME REGULAR	$0.00	$0.00	0.00%	$872.34	$1,186.13	-35.97%
603-49597-121	P.E.R.A.	$0.00	$0.00	0.00%	$64.96	$88.97	-36.96%
603-49597-122	F.I.C.A.	$0.00	$0.00	0.00%	$58.78	$79.31	-34.93%
603-49597-131	HEALTH, LIFE, HSA, DEFERRED COMP	$0.00	$0.00	0.00%	$217.16	$356.39	-64.11%
603-49597-133	LIFE INSURANCE	$0.00	$0.00	0.00%	$1.78	$0.00	100.00%
603-49597-220	REPAIR & MAINTENANCE SUPPLIES	$0.00	$0.00	0.00%	$23.07	$2,040.12	-8,743.17%
603-49598-101	SALARIES FULL TIME REGULAR	$0.00	$0.00	0.00%	$109.52	$350.00	-219.58%
603-49598-121	P.E.R.A.	$0.00	$0.00	0.00%	$8.21	$26.25	-219.73%
603-49598-122	F.I.C.A.	$0.00	$0.00	0.00%	$6.71	$23.33	-247.69%
603-49598-131	HEALTH, LIFE, HSA, DEFERRED COMP	$0.00	$0.00	0.00%	$24.47	$84.92	-247.04%
603-49598-220	REPAIR & MAINTENANCE SUPPLIES	$0.00	$0.00	0.00%	$922.64	$0.00	100.00%
603-49901-101	SALARIES FULL TIME REGULAR	$2,474.94	$1,404.28	43.26%	$27,264.71	$27,066.14	0.73%
603-49901-102	SALARIES FULL TIME OVERTIME	$132.99	$0.00	100.00%	$316.09	$65.63	79.24%
603-49901-121	P.E.R.A.	$195.58	$105.32	46.15%	$2,040.26	$2,036.63	0.18%
603-49901-122	F.I.C.A.	$161.50	$88.07	45.47%	$1,746.97	$1,738.72	0.47%
603-49901-131	HEALTH, LIFE, HSA, DEFERRED COMP	$720.68	$436.48	39.43%	$6,999.61	$7,654.54	-9.36%
603-49901-133	LIFE INSURANCE	$0.00	$0.00	0.00%	$42.37	$0.00	100.00%
603-49902-101	SALARIES FULL TIME REGULAR	$1,172.96	$1,676.66	-42.94%	$23,614.06	$16,330.66	30.84%
603-49902-102	SALARIES FULL TIME OVERTIME	$0.00	$0.00	0.00%	$183.47	$245.98	-34.07%
603-49902-121	P.E.R.A.	$87.97	$125.77	-42.97%	$1,775.81	$1,246.45	29.81%
603-49902-122	F.I.C.A.	$73.26	$102.63	-40.09%	$1,514.15	$1,044.71	31.00%
603-49902-131	HEALTH, LIFE, HSA, DEFERRED COMP	$399.01	$500.42	-25.42%	$5,522.53	$4,728.14	14.38%
603-49902-133	LIFE INSURANCE	$0.00	$0.00	0.00%	$58.05	$0.00	100.00%
603-49903-101	SALARIES FULL TIME REGULAR	$5,630.02	$6,228.86	-10.64%	$62,199.25	$66,326.60	-6.64%
603-49903-102	OVERTIME	$0.00	$0.00	0.00%	$1.46	$0.00	100.00%
603-49903-121	PERA	$422.26	$467.18	-10.64%	$4,624.65	$4,974.68	-7.57%
603-49903-122	FICA	$347.68	$383.92	-10.42%	$3,886.71	$4,171.11	-7.32%

		2024 Nov. Activity	2025 Nov. Activity	Variance %	2024 YTD Activity	2025 YTD Activity	Variance %
603-49903-131	HEALTH, LIFE, HSA, DEFERRED COMP	$1,530.24	$1,732.75	-13.23%	$16,419.34	$17,931.34	-9.21%
603-49903-133	LIFE INSURANCE	$0.00	$0.00	0.00%	$127.07	$0.00	100.00%
603-49903-200	OFFICE SUPPLIES	$0.00	$637.48	0.00%	$11,146.88	$16,845.81	-51.13%
603-49903-321	TELEPHONE CHARGES	$416.17	$0.00	100.00%	$4,138.11	$4,684.69	-13.21%
603-49903-322	POSTAGE	$856.20	$1,053.17	-23.01%	$10,611.23	$10,081.39	4.99%
603-49908-101	SALARIES FULL TIME REGULAR	$126.40	$336.10	-165.90%	$4,053.93	$3,291.78	18.80%
603-49908-121	P.E.R.A.	$9.48	$25.20	-165.82%	$302.65	$246.89	18.42%
603-49908-122	F.I.C.A.	$7.56	$20.75	-174.47%	$242.06	$206.91	14.52%
603-49908-131	HEALTH, LIFE, HSA, DEFERRED COMP	$36.72	$83.01	-126.06%	$1,057.27	$844.69	20.11%
603-49908-133	LIFE INSURANCE	$0.00	$0.00	0.00%	$7.43	$0.00	100.00%
603-49908-307	ENERGY CONSERVATION PRGMS	$225.00	$49.00	78.22%	$4,951.86	$11,460.55	-131.44%
603-49908-342	ENERGY CONSERVATION ADVERTISNG	$495.00	$0.00	100.00%	$3,995.00	$7,082.47	-77.28%
603-49910-101	SALARIES-FULL TIME REGULAR	$0.00	$0.00	0.00%	$0.00	$720.42	0.00%
603-49910-102	OVERTIME	$0.00	$1,473.77	0.00%	$0.00	$7,384.09	0.00%
603-49910-121	PERA	$0.00	$110.55	0.00%	$0.00	$610.13	0.00%
603-49910-122	F.I.C.A. AND/OR MEDICARE	$0.00	$99.15	0.00%	$0.00	$548.28	0.00%
603-49910-131	HEALTH, LIFE, HSA & DEFFERED COMP...	$0.00	$77.71	0.00%	$0.00	$1,061.05	0.00%
603-49920-101	SALARIES FULL TIME REGULAR	$8,333.50	$8,900.58	-6.80%	$107,598.91	$102,247.06	4.97%
603-49920-102	SALARIES FULL TIME OVERTIME	$0.00	$0.00	0.00%	$7.31	$0.00	100.00%
603-49920-121	P.E.R.A.	$638.88	$681.44	-6.66%	$8,236.60	$7,835.06	4.88%
603-49920-122	F.I.C.A.	$606.27	$582.17	3.98%	$7,802.13	$7,411.59	5.01%
603-49920-131	HEALTH, LIFE, HSA, DEFERRED COMP	$1,372.16	$1,472.27	-7.30%	$18,323.02	$16,280.10	11.15%
603-49920-133	LIFE INSURANCE	$0.00	$0.00	0.00%	$176.10	$0.00	100.00%
603-49920-142	UNEMPLOYMENT/SEVERENCE PAY	$0.00	$0.00	0.00%	$9,789.26	$0.00	100.00%
603-49920-200	OFFICE SUPPLIES	$1,865.12	$786.69	57.82%	$86,954.91	$19,181.62	77.94%
603-49920-301	AUDITING FEE	$0.00	$0.00	0.00%	$8,453.70	$16,260.72	-92.35%
603-49920-303	ENGINEERING FEES	$0.00	$2,269.00	0.00%	$13,145.00	$5,145.50	60.86%
603-49920-304	LEGAL FEES	$0.00	$0.00	0.00%	$543.75	$0.00	100.00%
603-49920-306	DRUG TESTING EXPENSES	$35.00	$104.00	-197.14%	$204.00	$852.41	-317.85%
603-49920-321	TELEPHONE	$730.81	$225.01	69.21%	$8,128.41	$7,604.72	6.44%
603-49920-322	POSTAGE	$0.00	$500.00	0.00%	$8,857.31	$11,071.93	-25.00%
603-49920-342	ADVERTISING EXPENSE	$3,500.00	$495.00	85.86%	$7,651.63	$2,747.50	64.09%
603-49920-360	INSURANCE	$21,461.63	$0.00	100.00%	$22,551.63	$768.73	96.59%
603-49920-417	CLOTHING ALLOWANCE	$1,362.61	$0.00	100.00%	$9,584.58	$6,964.30	27.34%
603-49920-418	SAFETY GLASSES	$0.00	$0.00	0.00%	$11.24	$266.55	-2,271.44%
603-49920-433	DUES AND SUBSCRIPTIONS	$3,511.25	$0.00	100.00%	$17,147.82	$18,760.56	-9.40%
603-49925-101	SALARIES FULL TIME REGULAR	$31.60	$591.97	-1,773.32%	$1,931.48	$2,983.69	-54.48%
603-49925-121	P.E.R.A.	$2.37	$44.39	-1,773.00%	$143.85	$223.77	-55.56%
603-49925-122	F.I.C.A.	$1.89	$38.06	-1,913.76%	$116.03	$192.56	-65.96%
603-49925-131	HEALTH, LIFE, HSA, DEFERRED COMP	$9.01	$178.15	-1,877.25%	$573.38	$856.40	-49.36%
603-49925-133	LIFE INSURANCE	$0.00	$0.00	0.00%	$3.58	$0.00	100.00%
603-49925-331	SCHOOLS, MEETING & TRAVEL EXP.	$0.00	$0.00	0.00%	$729.06	$1,034.98	-41.96%

		2024 Nov. Activity	2025 Nov. Activity	Variance %	2024 YTD Activity	2025 YTD Activity	Variance %
603-49928-101	SALARIES FULL TIME REGULAR	$251.97	$611.43	-142.66%	$2,353.95	$3,053.64	-29.72%
603-49928-121	P.E.R.A.	$18.89	$45.85	-142.72%	$175.64	$228.98	-30.37%
603-49928-122	F.I.C.A.	$16.59	$41.85	-152.26%	$155.92	$208.17	-33.51%
603-49928-131	HEALTH, LIFE, HSA, DEFERRED COMP	$51.95	$390.56	-651.80%	$861.08	$1,222.09	-41.93%
603-49928-133	LIFE INSURANCE	$0.00	$0.00	0.00%	$0.99	$0.00	100.00%
603-49928-331	MEETING EXPENSES	$0.00	$0.00	0.00%	$179.03	$59.77	66.61%
603-49928-418	SAFETY TRAINING EXPENSES	$0.00	$0.00	0.00%	$7,460.14	$10,579.34	-41.81%
603-49930-101	SALARIES FULL TIME REGULAR	$1,622.57	$204.25	87.41%	$11,822.77	$3,259.03	72.43%
603-49930-121	P.E.R.A	$121.69	$15.32	87.41%	$880.91	$244.43	72.25%
603-49930-122	F.I.C.A.	$110.39	$13.78	87.52%	$804.90	$243.42	69.76%
603-49930-131	HEALTH, LIFE, HSA, DEFERRED COMP	$346.60	$78.19	77.44%	$2,159.78	$331.62	84.65%
603-49930-133	LIFE INSURANCE	$0.00	$0.00	0.00%	$13.14	$0.00	100.00%
603-49930-220	REPAIR & MAINTENANCE SUPPLIES	$182.33	$0.00	100.00%	$7,941.08	$2,331.44	70.64%
603-49932-101	SALARIES FULL TIME REGULAR	$1,483.42	$493.15	66.76%	$27,015.03	$19,058.32	29.45%
603-49932-121	P.E.R.A.	$111.26	$36.98	66.76%	$2,009.41	$1,429.38	28.87%
603-49932-122	F.I.C.A.	$101.56	$35.73	64.82%	$1,860.73	$1,321.47	28.98%
603-49932-131	HEALTH, LIFE, HSA, DEFERRED COMP	$474.90	$146.18	69.22%	$6,066.42	$5,537.75	8.71%
603-49932-133	LIFE INSURANCE	$0.00	$0.00	0.00%	$32.48	$0.00	100.00%
603-49932-210	OPERATING SUPPLIES	$282.07	$98.62	65.04%	$2,562.13	$3,073.50	-19.96%
603-49932-220	REPAIR & MAINTENANCE SUPPLIES	$0.00	$0.00	0.00%	$167.08	$2,203.09	-1,218.58%
603-49932-225	TREES AND LANDSCAPING	$0.00	$0.00	0.00%	$0.00	$628.67	0.00%
603-49932-240	SMALL TOOLS & EQUIPMENT	$96.37	$0.00	100.00%	$2,460.83	$1,874.68	23.82%
603-49932-400	EQUIPMENT REPAIR & MAINTENANCE	$0.00	$0.00	0.00%	$284.68	$0.00	100.00%
603-49933-101	SALARIES FULL TIME REGULAR	$1,415.18	$0.00	100.00%	$12,693.83	$16,913.11	-33.24%
603-49933-121	P.E.R.A.	$106.14	$0.00	100.00%	$953.71	$1,270.86	-33.25%
603-49933-122	F.I.C.A.	$94.82	$0.00	100.00%	$856.06	$1,172.26	-36.94%
603-49933-131	HEALTH, LIFE, HSA, DEFERRED COMP	$362.42	$0.00	100.00%	$3,912.08	$4,254.67	-8.76%
603-49933-133	LIFE INSURANCE	$0.00	$0.00	0.00%	$7.19	$0.00	100.00%
603-49933-212	MOTOR FUELS & LUBRICANTS	$820.06	$0.00	100.00%	$8,270.11	$8,771.65	-6.06%
603-49933-220	REPAIR & MAINTENANCE SUPPLIES	$192.06	$93.99	51.06%	$411.88	$137.91	66.52%
603-49933-240	SMALL TOOLS & EQUIPMENT	$0.00	$0.00	0.00%	$0.00	$62.27	0.00%
603-49933-320	COMMUNICATION EQUIP. REPAIRS	$0.00	$0.00	0.00%	$0.00	$275.55	0.00%
603-49933-400	EQUIPMENT REPAIR & MAINTENANCE	$136.45	$1,600.83	-1,073.20%	$8,782.63	$10,360.11	-17.96%
603-49960-365	INSURANCE CLAIM REV/EXPENSE	$0.00	$0.00	0.00%	$0.00	($39,502.95)	0.00%
603-49970-420	DEPRECIATION	$45,086.00	$45,086.00	0.00%	$495,946.00	$495,946.00	0.00%
603-49980-635	INTEREST EXP. (DEPOSIT REFUND)	$144.37	$41.20	71.46%	$2,047.44	$1,615.39	21.10%
603-49990-622	TRANSFER TO GENERAL FUND	$27,084.00	$27,084.00	0.00%	$297,916.00	$297,924.00	0.00%
603-49993-522	INVENTORY PURCHASES	$221,156.59	$0.00	100.00%	$260,189.51	$247,862.38	4.74%
603-49995-107	CONTRACT LABOR	$322.00	$0.00	100.00%	$12,159.00	$17,404.50	-43.14%
603-49995-512	STATION EQUIPMENT	$0.00	$0.00	0.00%	$0.00	$32,556.87	0.00%
603-49995-513	POLES TOWERS AND FIXTURES	$1,438.69	$0.00	100.00%	$1,438.69	$0.00	100.00%
603-49995-514	OVERHEAD CONDUCTORS & DEVICES	$1,104.85	$0.00	100.00%	$1,104.85	$0.00	100.00%

		2024 Nov. Activity	2025 Nov. Activity	Variance %	2024 YTD Activity	2025 YTD Activity	Variance %
603-49995-515	UNDERGROUND CONDUCTORS & DEV...	$65,060.07	$0.00	100.00%	$65,060.07	$0.00	100.00%
603-49995-516	LINE TRANSFORMERS, REG. & CAPA	$64,530.22	$0.00	100.00%	$64,530.22	$0.00	100.00%
603-49995-518	METERS	$2,950.78	$0.00	100.00%	$2,950.78	$0.00	100.00%
603-49995-519	STREET LIGHTING & SIGNALS	$1,939.93	$0.00	100.00%	$1,939.93	$0.00	100.00%
603-49995-525	OFFICE FURNITURE & EQUIPMENT	$0.00	$0.00	0.00%	$9,607.50	$0.00	100.00%
603-49995-526	TRANSPORTATION EQUIPMENT	$191,089.54	$0.00	100.00%	$384,268.85	$19,679.99	94.88%
	Expense Total:	**$939,094.80**	**$410,726.29**	**56.26%**	**$5,745,942.42**	**$5,567,191.58**	**3.11%**
	Fund 603 Surplus (Deficit):	**-458,236.55**	**$97,340.88**	**121.24%**	**($128,587.70)**	**$228,236.79**	**277.50%**
Fund: 604 - WATER FUND							
Revenue							
604-40000-31020	CURRENT AD VALOREM TAXES	$0.00	$0.00	0.00%	$165,683.23	$175,344.09	5.83%
604-40000-36100	SPECIAL ASSESSMENTS RECEIVABLE	$0.00	$0.00	0.00%	$24,791.30	$24,963.41	0.69%
604-40000-36101	SPECIAL ASSESSMENT INTEREST	$0.00	$0.00	0.00%	$6,782.79	$5,527.30	-18.51%
604-40000-36210	INTEREST EARNINGS	$2,208.70	$2,969.02	34.42%	$28,590.98	$27,254.62	-4.67%
604-40000-36300	CHANGE IN FAIR VALUE/INVESTMNT	$606.38	$511.48	-15.65%	$2,723.27	$4,519.94	65.97%
604-40000-37100	RESIDENTIAL WATER SALES	$35,385.71	$37,566.78	6.16%	$417,038.35	$386,601.59	-7.30%
604-40000-37102	COMMERCIAL WATER SALES	$29,399.14	$31,969.25	8.74%	$323,525.03	$342,674.24	5.92%
604-40000-37110	WATER SERVICE CHARGES	$120.00	$880.00	633.33%	$1,160.00	$1,520.00	31.03%
604-40000-37120	WATER CUSTOMER SERVICES	$941.38	$1,374.66	46.03%	$11,548.30	$16,410.25	42.10%
604-40000-37130	TOWER LEASE INCOME	$74,142.19	$76,173.30	2.74%	$74,142.19	$76,018.30	2.53%
604-40000-37170	OTHER WATER REVENUE	$85.90	$2,488.10	2,796.51%	$197.70	$2,488.10	1,158.52%
604-40000-37450	LATE FEES	$0.00	$0.00	0.00%	$0.00	$6.54	0.00%
	Revenue Total:	**$142,889.40**	**$153,932.59**	**7.73%**	**$1,056,183.14**	**$1,063,328.38**	**0.68%**
Expense							
604-47000-600	BONDS - PRINCIPAL	$0.00	$0.00	0.00%	$258,000.00	$252,000.00	2.33%
604-47500-610	BOND INTEREST	$0.00	$0.00	0.00%	$9,000.00	$15,510.00	-72.33%
604-49400-101	SALARIES FULL TIME REGULAR	$0.00	$0.00	0.00%	$0.00	$238.38	0.00%
604-49400-121	PERA	$0.00	$0.00	0.00%	$0.00	$17.88	0.00%
604-49400-122	FICA	$0.00	$0.00	0.00%	$0.00	$14.70	0.00%
604-49400-131	HEALTH, LIFE, HSA, DEFERRED COMP	$0.00	$0.00	0.00%	$0.00	$82.73	0.00%
604-49405-101	SALARIES FULL TIME REGULAR	$0.00	$41.00	0.00%	$1,286.11	$1,088.90	15.33%
604-49405-102	SALARIES FULL TIME OVERTIME	$405.94	$450.27	-10.92%	$3,775.82	$3,987.09	-5.60%
604-49405-121	P.E.R.A.	$30.45	$36.84	-20.99%	$378.68	$380.69	-0.53%
604-49405-122	F.I.C.A.	$27.38	$33.03	-20.64%	$336.61	$343.54	-2.06%
604-49405-131	HEALTH, LIFE, HSA, DEFERRED COMP	$19.42	$22.30	-14.83%	$700.64	$453.16	35.32%
604-49405-133	LIFE INSURANCE	$0.00	$0.00	0.00%	$8.33	$0.00	100.00%
604-49405-380	UTILITIES	$5,526.41	$4,198.98	24.02%	$74,994.49	$51,565.98	31.24%
604-49405-400	EQUIPMENT REPAIR & MAINTENANCE	$0.00	$0.00	0.00%	$0.00	$56.22	0.00%
604-49410-101	SALARIES FULL TIME REGULAR	$5,119.53	$4,739.87	7.42%	$68,659.93	$57,008.45	16.97%
604-49410-102	SALARIES FULL TIME OVERTIME	$518.03	$612.69	-18.27%	$5,939.37	$6,567.31	-10.57%
604-49410-121	P.E.R.A.	$422.82	$401.40	5.07%	$5,539.16	$4,778.19	13.74%

		2024 Nov. Activity	2025 Nov. Activity	Variance %	2024 YTD Activity	2025 YTD Activity	Variance %
604-49410-122	F.I.C.A.	$373.17	$351.42	5.83%	$5,032.36	$4,252.20	15.50%
604-49410-131	HEALTH, LIFE, HSA, DEFERRED COMP	$1,394.46	$1,406.99	-0.90%	$12,279.15	$14,348.88	-16.86%
604-49410-133	LIFE INSURANCE	$0.00	$0.00	0.00%	$85.57	$0.00	100.00%
604-49410-210	GENERAL SUPPLIES	$2,522.05	$1,753.15	30.49%	$34,279.49	$31,938.81	6.83%
604-49410-220	REPAIR & MAINTENANCE SUPPLIES	$268.86	$0.00	100.00%	$6,778.00	$5,539.81	18.27%
604-49410-321	CELL PHONE EXPENSE	$0.00	$0.00	0.00%	$87.44	$0.00	100.00%
604-49410-400	EQUIPMENT REPAIR & MAINTENANCE	$675.00	$0.00	100.00%	$5,058.24	$8,993.08	-77.79%
604-49415-101	SALARIES FULL TIME REGULAR	$2,551.05	$2,477.58	2.88%	$23,768.13	$50,249.45	-111.42%
604-49415-102	SALARIES FULL TIME OVERTIME	$0.00	$0.00	0.00%	$0.00	$3,054.92	0.00%
604-49415-121	P.E.R.A.	$191.34	$185.83	2.88%	$1,785.98	$3,999.44	-123.94%
604-49415-122	F.I.C.A.	$169.37	$159.46	5.85%	$1,506.13	$3,539.43	-135.00%
604-49415-131	HEALTH, LIFE, HSA, DEFERRED COMP	$742.30	$760.28	-2.42%	$6,634.86	$13,982.95	-110.75%
604-49415-133	LIFE INSURANCE	$0.00	$0.00	0.00%	$39.00	$0.00	100.00%
604-49415-210	GENERAL SUPPLIES	$52.25	$0.00	100.00%	$15,944.32	$3,768.94	76.36%
604-49415-220	REPAIR & MAINTENANCE SUPPLIES	$617.38	$0.00	100.00%	$11,208.16	$25,108.18	-124.02%
604-49415-400	EQUIPMENT REPAIR & MAINTENANCE	$0.00	$0.00	0.00%	$0.00	$324.03	0.00%
604-49415-402	WATER TOWER REPAIRS	$0.00	$0.00	0.00%	$0.00	$2,807.00	0.00%
604-49420-101	SALARIES FULL TIME REGULAR	$3,354.87	$3,317.04	1.13%	$45,067.10	$40,169.09	10.87%
604-49420-102	SALARIES FULL TIME OVERTIME	$0.00	$0.00	0.00%	$148.77	$0.00	100.00%
604-49420-121	P.E.R.A.	$257.25	$254.40	1.11%	$3,381.93	$3,081.14	8.89%
604-49420-122	F.I.C.A.	$244.77	$224.69	8.20%	$3,216.11	$2,931.76	8.84%
604-49420-131	HEALTH, LIFE, HSA, DEFERRED COMP	$541.56	$499.09	7.84%	$6,058.66	$6,269.04	-3.47%
604-49420-133	LIFE INSURANCE	$0.00	$0.00	0.00%	$55.92	$0.00	100.00%
604-49420-142	SEVERENCE PAY	$0.00	$0.00	0.00%	$34,442.32	$0.00	100.00%
604-49420-210	GENERAL SUPPLIES	$81.71	$79.28	2.97%	$1,909.36	$2,798.62	-46.57%
604-49420-301	AUDITING FEE	$0.00	$0.00	0.00%	$1,127.16	$3,065.26	-171.95%
604-49420-321	TELEPHONE	$296.98	$153.42	48.34%	$2,572.27	$3,169.02	-23.20%
604-49420-331	SCHOOLS, MEETING & TRAVEL EXP.	$0.00	$0.00	0.00%	$859.56	$905.00	-5.29%
604-49420-360	INSURANCE	$7,246.52	$0.00	100.00%	$6,904.52	$0.00	100.00%
604-49420-433	DUES AND SUBSCRIPTIONS	$0.00	$0.00	0.00%	$16,199.59	$31,510.00	-94.51%
604-49420-530	IMPROVEMENTS OTHER THAN BLDGS	$0.00	$0.00	0.00%	$21,917.53	$0.00	100.00%
604-49420-570	WATER TREATMENT PLNT EXPANSION	$0.00	$0.00	0.00%	$116,226.69	$0.00	100.00%
604-49425-101	SALARIES FULL TIME REGULAR	$1,056.16	$1,405.98	-33.12%	$4,571.18	$6,351.31	-38.94%
604-49425-121	P.E.R.A.	$79.21	$105.44	-33.11%	$342.75	$476.34	-38.98%
604-49425-122	F.I.C.A.	$69.24	$84.80	-22.47%	$298.45	$402.53	-34.87%
604-49425-131	HEALTH, LIFE, HSA, DEFERRED COMP	$426.49	$525.82	-23.29%	$1,613.76	$2,604.72	-61.41%
604-49425-133	LIFE INSURANCE	$0.00	$0.00	0.00%	$4.26	$0.00	100.00%
604-49425-220	REPAIR & MAINTENANCE SUPPLIES	$0.00	$0.00	0.00%	$1,199.14	$1,837.75	-53.26%
604-49425-400	EQUIPMENT REPAIR & MAINTENANCE	$0.00	$0.00	0.00%	$0.00	$511.84	0.00%
604-49430-101	SALARIES FULL TIME REGULAR	$1,071.55	$710.58	33.69%	$12,990.23	$11,316.15	12.89%
604-49430-121	P.E.R.A.	$80.36	$53.30	33.67%	$969.47	$852.49	12.07%
604-49430-122	F.I.C.A.	$69.75	$43.06	38.27%	$829.17	$698.58	15.75%

		2024 Nov. Activity	2025 Nov. Activity	Variance %	2024 YTD Activity	2025 YTD Activity	Variance %
604-49430-131	HEALTH, LIFE, HSA, DEFERRED COMP	$328.10	$267.74	18.40%	$3,340.96	$3,791.16	-13.48%
604-49430-133	LIFE INSURANCE	$0.00	$0.00	0.00%	$26.50	$0.00	100.00%
604-49430-210	GENERAL SUPPLIES	$1,102.03	$50.30	95.44%	$7,245.21	$21,872.05	-201.88%
604-49435-101	SALARIES FULL TIME REGULAR	$552.51	$1,154.50	-108.96%	$18,174.22	$9,753.56	46.33%
604-49435-102	SALARIES FULL TIME OVERTIME	$0.00	$0.00	0.00%	$228.36	$0.00	100.00%
604-49435-121	P.E.R.A.	$41.45	$86.58	-108.88%	$1,380.55	$732.38	46.95%
604-49435-122	F.I.C.A.	$38.53	$75.94	-97.09%	$1,233.62	$653.26	47.05%
604-49435-131	HEALTH, LIFE, HSA, DEFERRED COMP	$111.88	$281.81	-151.89%	$3,059.43	$2,274.47	25.66%
604-49435-133	LIFE INSURANCE	$0.00	$0.00	0.00%	$31.36	$0.00	100.00%
604-49435-210	GENERAL SUPPLIES	$0.00	$0.00	0.00%	$99.39	$0.00	100.00%
604-49440-101	SALARIES FULL TIME REGULAR	$0.00	$26.59	0.00%	$1,785.72	$6,276.04	-251.46%
604-49440-121	P.E.R.A.	$0.00	$1.99	0.00%	$135.23	$370.94	-174.30%
604-49440-122	F.I.C.A.	$0.00	$2.04	0.00%	$124.63	$303.52	-143.54%
604-49440-131	HEALTH, LIFE, HSA, DEFERRED COMP	$0.00	$5.44	0.00%	$411.74	$1,493.11	-262.63%
604-49440-133	LIFE INSURANCE	$0.00	$0.00	0.00%	$1.94	$0.00	100.00%
604-49440-212	MOTOR FUELS & LUBRICANTS	$181.26	$0.00	100.00%	$2,425.64	$2,312.92	4.65%
604-49440-400	EQUIPMENT REPAIR & MAINTENANCE	$0.00	$0.00	0.00%	$370.34	$151.83	59.00%
604-49970-420	DEPRECIATION	$21,681.00	$21,681.00	0.00%	$238,491.00	$238,491.00	0.00%
604-49990-721	TOWER LOAN PMT	$0.00	$0.00	0.00%	$55,000.00	$55,000.00	0.00%
604-49990-722	TRSF TO SCADA LOAN	$0.00	$0.00	0.00%	$20,000.00	$20,000.00	0.00%
604-49990-723	TRANSFER TO ELECTRIC-AMI LOAN	$0.00	$0.00	0.00%	$20,000.00	$20,000.00	0.00%
604-49993-522	INVENTORY PURCHASES	$0.00	$0.00	0.00%	($12,517.49)	$79,393.01	-734.26%
	Expense Total:	**$60,540.39**	**$48,721.92**	**19.52%**	**$1,197,060.22**	**$1,147,820.23**	**4.11%**
	Fund 604 Surplus (Deficit):	**82,349.01**	**$105,210.67**	**27.76%**	**($140,877.08)**	**($84,491.85)**	**40.02%**
Fund: 605 - LIQUOR FUND							
Revenue							
605-40000-36210	INTEREST EARNINGS	$1,336.74	$1,455.82	8.91%	$18,052.85	$15,244.78	-15.55%
605-40000-36300	CHANGE IN FAIR VALUE/INVESTMNT	$1,004.65	$847.41	-15.65%	$4,511.88	$7,488.58	65.97%
605-40000-37811	LIQUOR SALES-OFF SALE	$114,826.48	$104,742.98	-8.78%	$1,066,746.68	$999,374.08	-6.32%
605-40000-37812	BEER SALES-OFF SALE	$124,370.14	$115,297.76	-7.29%	$1,346,484.39	$1,300,875.93	-3.39%
605-40000-37814	SOFT DRINKS-OFF SALE	$5,256.49	$5,339.41	1.58%	$61,721.41	$63,123.48	2.27%
605-40000-37818	THC BEVERAGE & EDIBLE SALES	$904.75	$2,081.29	130.04%	$3,441.29	$19,584.62	469.11%
605-40000-37820	CIGARETTE SALES	$3,294.25	$3,455.25	4.89%	$29,760.71	$37,879.00	27.28%
605-40000-37835	MISCELLANEOUS REVENUES	$4.03	($110.00)	-2,829.53%	$295.68	$688.19	132.75%
	Revenue Total:	**$250,997.53**	**$233,109.92**	**-7.13%**	**$2,531,014.89**	**$2,444,258.66**	**-3.43%**
Expense							
605-49750-251	LIQUOR PURCHASES	$55,040.82	$22,855.86	58.47%	$753,435.49	$702,138.73	6.81%
605-49750-252	BEER PURCHASES	$96,665.33	$75,282.69	22.12%	$1,017,241.47	$985,618.71	3.11%
605-49750-254	MIX & SOFTDRINK PURCHASES	$1,786.95	$1,289.71	27.83%	$23,208.10	$21,084.80	9.15%
605-49750-255	PLASTIC CUPS,MUGS,MIRRORS,ETC.	$0.00	$0.00	0.00%	$395.65	$300.00	24.18%
605-49750-256	CIGARETTE PURCHASES	$5,907.77	$3,314.06	43.90%	$30,602.00	$37,740.96	-23.33%

		2024 Nov. Activity	2025 Nov. Activity	Variance %	2024 YTD Activity	2025 YTD Activity	Variance %
605-49750-257	THC BEVERAGE & EDIBLE EXPENSE	$0.00	$0.00	0.00%	$2,555.30	$7,072.71	-176.79%
605-49750-333	FREIGHT	$1,131.83	$487.39	56.94%	$16,848.06	$14,805.79	12.12%
605-49751-101	SALARIES FULL TIME REGULAR	$7,780.24	$8,274.96	-6.36%	$94,199.74	$95,112.57	-0.97%
605-49751-121	P.E.R.A.	$589.14	$626.24	-6.30%	$7,401.80	$7,200.26	2.72%
605-49751-122	F.I.C.A.	$519.52	$529.44	-1.91%	$6,322.59	$6,355.00	-0.51%
605-49751-131	HEALTH, LIFE, HSA, DEFERRED COMP	$1,611.02	$1,864.12	-15.71%	$18,181.71	$20,086.72	-10.48%
605-49751-133	LIFE INSURANCE	$0.00	$0.00	0.00%	$132.44	$0.00	100.00%
605-49751-142	SEVERENCE PAY	$0.00	$0.00	0.00%	$7,235.54	$0.00	100.00%
605-49751-200	OFFICE SUPPLIES	$248.53	$66.78	73.13%	$2,076.78	$1,825.25	12.11%
605-49751-214	BOTTLE BAGS, ICE BAGS, ETC.	$403.29	$0.00	100.00%	$8,803.24	$3,326.82	62.21%
605-49751-225	CREDIT CARD CHARGES	$4,769.47	$0.00	100.00%	$61,108.73	$48,337.25	20.90%
605-49751-301	AUDITING FEE	$0.00	$0.00	0.00%	$2,817.90	$6,437.39	-128.45%
605-49751-321	CELL PHONE REIMB	$75.00	$75.00	0.00%	$754.68	$825.00	-9.32%
605-49751-331	SCHOOLS, MEETING & TRAVEL EXP.	$0.00	$0.00	0.00%	$1,161.23	$485.31	58.21%
605-49751-342	ADVERTISING EXPENSE	$0.00	$400.00	0.00%	$1,520.75	$2,638.25	-73.48%
605-49751-360	INSURANCE	$9,863.82	$0.00	100.00%	$10,707.82	$0.00	100.00%
605-49751-432	BAD DEBT EXPENSES	$10.00	$0.00	100.00%	$20.00	($84.68)	523.40%
605-49751-433	DUES AND SUBSCRIPTIONS	$1,700.00	$20.00	98.82%	$3,367.00	$4,564.37	-35.56%
605-49751-560	FURNITURE & FIXTURES	$0.00	$0.00	0.00%	$4,184.32	$597.82	85.71%
605-49752-101	SALARIES FULL TIME REGULAR	$7,993.60	$8,366.40	-4.66%	$95,588.14	$96,181.68	-0.62%
605-49752-102	SALARIES FULL TIME OVERTIME	$81.99	$34.95	57.37%	$2,138.25	$2,738.94	-28.09%
605-49752-103	SALARIES PART TIME REGULAR	$6,376.08	$6,839.49	-7.27%	$72,753.28	$75,040.10	-3.14%
605-49752-121	P.E.R.A.	$1,058.16	$968.32	8.49%	$24,781.64	$11,363.39	54.15%
605-49752-122	F.I.C.A.	$1,062.39	$1,047.66	1.39%	$12,543.61	$12,824.84	-2.24%
605-49752-131	HEALTH, LIFE, HSA, DEFERRED COMP	$1,955.24	$2,209.22	-12.99%	$21,713.87	$23,205.97	-6.87%
605-49752-133	LIFE INSURANCE	$0.00	$0.00	0.00%	$228.80	$0.00	100.00%
605-49752-417	CLOTHING ALLOWANCE	$0.00	$363.38	0.00%	$486.11	$949.06	-95.24%
605-49754-211	CLEANING SUPPLIES	$63.30	$63.31	-0.02%	$1,546.35	$1,558.87	-0.81%
605-49754-220	REPAIR & MAINTENANCE SUPPLIES	$1,225.70	$0.00	100.00%	$3,495.05	$1,251.60	64.19%
605-49754-321	TELEPHONE	$111.11	$0.00	100.00%	$1,159.70	$1,233.36	-6.35%
605-49754-380	UTILITIES	$724.43	$794.40	-9.66%	$10,008.39	$9,285.64	7.22%
605-49754-400	EQUIPMENT REPAIR & MAINTENANCE	$1,411.31	$77.31	94.52%	$2,396.16	$1,393.62	41.84%
605-49960-365	INSURANCE CLAIMS EXPENSE/REVEN	$0.00	$0.00	0.00%	($1,000.00)	$0.00	-100.00%
605-49970-420	DEPRECIATION	$1,318.00	$1,318.00	0.00%	$14,498.00	$14,498.00	0.00%
605-49990-000	TRANSFER TO GENERAL FUND	$10,000.00	$10,000.00	0.00%	$110,000.00	$110,000.00	0.00%
	Expense Total:	**$221,484.04**	**$147,168.69**	**33.55%**	**$2,446,619.69**	**$2,327,994.10**	**4.85%**
	Fund 605 Surplus (Deficit):	**29,513.49**	**$85,941.23**	**191.19%**	**$84,395.20**	**$116,264.56**	**37.76%**
Fund: 606 - WELLNESS CENTER							
Revenue							
606-40000-33430	LOCAL GRANTS & DONATIONS	$50,000.00	$0.00	-100.00%	$50,000.00	$100.00	-99.80%
606-40000-36210	INTEREST EARNINGS	($570.60)	($690.22)	-20.96%	($4,543.07)	($6,040.40)	-32.96%

		2024 Nov. Activity	2025 Nov. Activity	Variance %	2024 YTD Activity	2025 YTD Activity	Variance %
606-40000-37210	RENTALS	$6,597.12	$7,688.46	16.54%	$55,275.38	$57,620.43	4.24%
606-40000-37212	AQUATIC CLASSES	$160.00	$593.00	270.63%	$24,610.00	$25,059.03	1.82%
606-40000-37214	DRYLAND/AEROBIC REVENUES	$60.00	$130.00	116.67%	$2,435.00	$4,185.00	71.87%
606-40000-37220	MEMBERSHIP FEES	$17,940.51	$23,708.26	32.15%	$230,102.47	$250,451.15	8.84%
606-40000-37222	LEASE REVENUE	$3,499.34	$4,883.00	39.54%	$38,008.34	$54,589.95	43.63%
606-40000-37224	MISCELLENOUS REVENUE	$120.00	$60.00	-50.00%	$907.26	$240.00	-73.55%
606-40000-37226	VENDING	$0.00	$0.00	0.00%	$0.00	$2,570.08	0.00%
606-40000-37228	ADVERTISING	$0.00	$0.00	0.00%	$0.00	$0.15	0.00%
606-40000-37230	MERCHANDISE REVENUE	$1,320.61	$772.52	-41.50%	$14,740.92	$9,259.15	-37.19%
606-40000-37232	DAILY FEES	$9,982.56	$10,990.03	10.09%	$113,877.03	$111,539.41	-2.05%
606-40000-39205	TRANSFER FROM GENERAL FUND	$10,415.00	$10,415.00	0.00%	$114,585.00	$114,565.00	-0.02%
606-48000-39000	FRIENDS OF MAS CONTRIBUTIONS	$14,500.00	$25,800.00	77.93%	$34,230.73	$67,759.76	97.95%
	Revenue Total:	**$114,024.54**	**$84,350.05**	**-26.02%**	**$674,229.06**	**$691,898.71**	**2.62%**
Expense							
606-40000-142	UNEMPLOYMENT/SEVERENCE	$0.00	$0.00	0.00%	$2,128.10	$0.00	100.00%
606-48000-458	SPECIAL PROJECTS	$50,000.00	$0.00	100.00%	$72,957.00	$0.00	100.00%
606-49390-101	SALARIES FULL TIME REGULAR	$2,763.36	$2,838.72	-2.73%	$33,170.18	$32,637.76	1.61%
606-49390-102	SALARIES OVERTIME	$0.00	$0.00	0.00%	$681.94	$0.00	100.00%
606-49390-103	WAGES PART TIME	$6,355.11	$6,448.15	-1.46%	$94,017.74	$89,907.27	4.37%
606-49390-121	PERA	$562.21	$466.51	17.02%	$6,870.87	$5,694.71	17.12%
606-49390-122	FICA	$681.72	$648.48	4.88%	$9,598.69	$9,162.51	4.54%
606-49390-131	HEALTH, LIFE, HSA, DEFERRED COMP	$665.70	$760.21	-14.20%	$7,464.76	$8,243.13	-10.43%
606-49390-133	LIFE INSURANCE	$0.00	$0.00	0.00%	$64.03	$0.00	100.00%
606-49390-211	GENERAL SUPPLIES	$1,255.35	$0.00	100.00%	$3,196.50	$439.99	86.24%
606-49390-216	CHEMICALS	$0.00	$3,707.28	0.00%	$61,239.20	$17,078.09	72.11%
606-49390-220	MAINTENANCE SUPPLIES	$0.00	$0.00	0.00%	$4,953.36	$967.00	80.48%
606-49390-331	SCHOOLS, MEETINGS & TRAVEL	$0.00	$0.00	0.00%	$1,219.64	$4,072.29	-233.89%
606-49390-400	EQUIPMENT MAINTENANCE	$4,058.00	$0.00	100.00%	$41,836.36	$16,797.16	59.85%
606-49390-433	DUES AND SUBSCRIPTIONS	$1,120.00	$1,660.00	-48.21%	$1,120.00	$1,660.00	-48.21%
606-49390-440	FRIENDS OF MAS CONTRIBUTION EXP...	$15,757.12	$0.00	100.00%	$18,987.85	$41,959.76	-120.98%
606-49390-441	RED CROSS FEES	$0.00	$0.00	0.00%	$0.00	$300.00	0.00%
606-49391-101	SALARIES FULL TIME REGULAR	$921.12	$946.24	-2.73%	$11,056.74	$10,879.25	1.61%
606-49391-103	SALARIES PART TIME	$906.78	$917.60	-1.19%	$12,135.25	$10,374.10	14.51%
606-49391-121	PERA	$134.74	$124.32	7.73%	$1,693.99	$1,425.20	15.87%
606-49391-122	FICA	$134.55	$121.96	9.36%	$1,713.47	$1,555.35	9.23%
606-49391-131	HEALTH, LIFE, HSA, DEFERRED COMP	$221.90	$253.41	-14.20%	$2,488.33	$2,747.90	-10.43%
606-49391-133	LIFE INSURANCE	$0.00	$0.00	0.00%	$21.34	$0.00	100.00%
606-49391-211	GENERAL SUPPLIES	$0.00	$0.00	0.00%	$240.52	$177.42	26.23%
606-49391-216	CHEMICALS	$0.00	$0.00	0.00%	$0.00	$6,788.11	0.00%
606-49391-220	MAINTENANCE SUPPLIES	$330.00	$360.99	-9.39%	$595.82	$556.39	6.62%
606-49392-101	SALARIES FULL TIME REGULAR	$2,763.36	$2,838.72	-2.73%	$33,170.18	$32,637.76	1.61%
606-49392-103	SALARIES PART TIME	$2,720.31	$2,752.76	-1.19%	$36,405.51	$31,122.04	14.51%

		2024 Nov. Activity	2025 Nov. Activity	Variance %	2024 YTD Activity	2025 YTD Activity	Variance %
606-49392-121	PERA	$404.27	$372.99	7.74%	$5,075.68	$4,275.54	15.76%
606-49392-122	FICA	$403.64	$365.79	9.38%	$5,139.11	$4,665.36	9.22%
606-49392-131	HEALTH, LIFE, HSA, DEFERRED COMP	$665.70	$760.21	-14.20%	$7,464.76	$8,243.13	-10.43%
606-49392-133	LIFE INSURANCE	$0.00	$0.00	0.00%	$64.03	$0.00	100.00%
606-49392-211	GENERAL SUPPLIES	$0.00	$0.00	0.00%	$375.75	$291.13	22.52%
606-49392-220	MAINTENANCE SUPPLIES	$0.00	$0.00	0.00%	$3,075.42	$414.68	86.52%
606-49392-400	EQUIPMENT MAINTENANCE	$0.00	$2,591.00	0.00%	$5,225.68	$8,396.04	-60.67%
606-49392-433	DUES AND SUBSCRIPTIONS	$0.00	$0.00	0.00%	$1,148.00	$449.00	60.89%
606-49394-101	SALARIES FULL TIME REGULAR	$3,457.84	$3,563.59	-3.06%	$41,706.28	$41,171.02	1.28%
606-49394-103	SALARIES PART TIME	$3,317.47	$6,522.70	-96.62%	$38,552.67	$74,118.14	-92.25%
606-49394-107	CONTRACTED SERVICES	$608.00	$232.00	61.84%	$8,380.00	$9,004.00	-7.45%
606-49394-121	PERA	$506.73	$715.75	-41.25%	$22,727.58	$8,203.24	63.91%
606-49394-122	FICA	$503.37	$701.81	-39.42%	$5,960.24	$8,611.64	-44.48%
606-49394-131	HEALTH, LIFE, HSA, DEFERRED COMP	$769.89	$873.32	-13.43%	$8,796.45	$9,512.71	-8.14%
606-49394-133	LIFE INSURANCE	$0.00	$0.00	0.00%	$74.27	$0.00	100.00%
606-49394-200	OFFICE SUPPLIES	$1,480.58	$271.89	81.64%	$11,060.53	$9,589.41	13.30%
606-49394-210	CLEANING SUPPLIES	$527.35	$0.00	100.00%	$6,336.34	$6,986.07	-10.25%
606-49394-211	GENERAL SUPPLIES	$90.99	$209.95	-130.74%	$8,631.53	$7,179.59	16.82%
606-49394-220	EQUIPMENT MNT SUPPLIES	$980.28	$0.00	100.00%	$4,486.02	$3,542.31	21.04%
606-49394-225	WELLNESS CREDIT CARD FEES EXPENSE	$0.00	$0.00	0.00%	$0.00	$4,995.72	0.00%
606-49394-254	GENERAL MERCHANDISE FOR RESALE	$590.97	$81.34	86.24%	$3,491.55	$3,094.20	11.38%
606-49394-301	AUDITING FEES	$0.00	$0.00	0.00%	$1,127.16	$2,337.79	-107.41%
606-49394-304	LEGAL EXPENSES	$0.00	$0.00	0.00%	$0.00	$280.00	0.00%
606-49394-321	TELEPHONE EXPENSE	$160.54	$75.00	53.28%	$2,048.92	$2,902.17	-41.64%
606-49394-331	SCHOOLS, MEETINGS & TRAVEL	$55.00	$0.00	100.00%	$441.99	$450.71	-1.97%
606-49394-350	PRINTING, PUBLISHING, ADVERTIS	$758.62	$350.00	53.86%	$8,380.83	$5,336.80	36.32%
606-49394-360	INSURANCE EXPENSE	$23,127.58	$0.00	100.00%	$27,133.58	$0.00	100.00%
606-49394-380	UTILITIES	$9,372.00	$8,567.64	8.58%	$139,084.19	$149,443.10	-7.45%
606-49394-400	EQUIPMENT MAINTENANCE	$3,414.82	$8,780.68	-157.13%	$35,232.71	$50,920.66	-44.53%
606-49394-417	CLOTHING ALLOWANCE	$168.30	$0.00	100.00%	$479.04	$138.77	71.03%
606-49394-432	BAD DEBT EXPENSE	$0.00	$0.00	0.00%	$0.00	$97.00	0.00%
606-49970-420	DEPRECIATION EXPENSE	$22,040.00	$22,040.00	0.00%	$242,440.00	$242,440.00	0.00%
	Expense Total:	**$164,755.27**	**$81,921.01**	**50.28%**	**$1,103,167.68**	**$994,273.12**	**9.87%**
	Fund 606 Surplus (Deficit):	**-50,730.73**	**$2,429.04**	**104.79%**	**($428,938.62)**	**($302,374.41)**	**29.51%**
Fund: 801 - MERICKEL PARK TRUST FUND							
Revenue							
801-40000-36210	INTEREST EARNINGS	$0.00	$0.00	0.00%	$0.00	$98.47	0.00%
	Revenue Total:	**$0.00**	**$0.00**	**0.00%**	**$0.00**	**$98.47**	**0.00%**

		2024 Nov. Activity	2025 Nov. Activity	Variance %	2024 YTD Activity	2025 YTD Activity	Variance %
Expense							
801-40000-628	TRANSFER TO CPF-MERICKEL PARK T...	$0.00	$0.00	0.00%	$0.00	($10,912.74)	0.00%
	Expense Total:	**$0.00**	**$0.00**	**0.00%**	**$0.00**	**($10,912.74)**	**0.00%**
	Fund 801 Surplus (Deficit):	**0.00**	**$0.00**	**0.00%**	**$0.00**	**$11,011.21**	**0.00%**
Fund: 802 - BETTY STARK SB PARK TRUST							
Revenue							
802-40000-36210	INVESTMENT EARNINGS	$0.00	$0.00	0.00%	$0.00	$1,184.76	0.00%
	Revenue Total:	**$0.00**	**$0.00**	**0.00%**	**$0.00**	**$1,184.76**	**0.00%**
Expense							
802-40000-628	TRANSFER TO CPF 401	$0.00	$0.00	0.00%	$0.00	$31,848.09	0.00%
	Expense Total:	**$0.00**	**$0.00**	**0.00%**	**$0.00**	**$31,848.09**	**0.00%**
	Fund 802 Surplus (Deficit):	**0.00**	**$0.00**	**0.00%**	**$0.00**	**($30,663.33)**	**0.00%**
Fund: 805 - INVESTED CAPITAL ACCT							
Revenue							
805-40000-36210	INTEREST EARNINGS	$0.00	($680.78)	0.00%	$0.00	$2,131.03	0.00%
	Revenue Total:	**$0.00**	**($680.78)**	**0.00%**	**$0.00**	**$2,131.03**	**0.00%**
	Fund 805 Total:	**0.00**	**($680.78)**	**0.00%**	**$0.00**	**$2,131.03**	**0.00%**
Fund: 807 - FIRE RELIEF ASSOCIATION							
Revenue							
807-40000-33510	CONTRIBUTIONS/DONATIONS	$0.00	$0.00	0.00%	$19,285.08	$0.00	-100.00%
807-40000-36210	INTEREST EARNINGS	$38.74	($41.38)	-206.81%	$216.62	($284.95)	-231.54%
	Revenue Total:	**$38.74**	**($41.38)**	**-206.81%**	**$19,501.70**	**($284.95)**	**-101.46%**
Expense							
807-41000-500	MACHINERY & EQUIPMENT	$0.00	$764.56	0.00%	$99.95	$24,586.88	-24,499.18%
	Expense Total:	**$0.00**	**$764.56**	**0.00%**	**$99.95**	**$24,586.88**	**-24,499.18%**
	Fund 807 Surplus (Deficit):	**38.74**	**($805.94)**	**-2,180.38%**	**$19,401.75**	**($24,871.83)**	**-228.19%**
Fund: 901 - GENERAL FIXED ASSETS							
Revenue							
901-40000-36210	INVESTMENT INTEREST	$381.96	$0.00	-100.00%	$7,629.20	$2,125.17	-72.14%
901-40000-39210	TRSF FROM GENERAL RESERVES	$0.00	$0.00	0.00%	$291,687.00	$0.00	-100.00%
	Revenue Total:	**$381.96**	**$0.00**	**-100.00%**	**$299,316.20**	**$2,125.17**	**-99.29%**
Expense							
901-49400-540	HEAVY MACHINERY/EQUIPMENT	$0.00	$0.00	0.00%	$43,231.44	$0.00	100.00%
901-49400-545	SIRENS-CAPITAL OUTLAY	$0.00	$0.00	0.00%	$53,349.05	$0.00	100.00%

		2024 Nov. Activity	2025 Nov. Activity	Variance %	2024 YTD Activity	2025 YTD Activity	Variance %
901-49400-550	MOTOR VEHICLES	$0.00	$0.00	0.00%	$12,894.85	$18,086.88	-40.26%
	Expense Total:	**$0.00**	**$0.00**	**0.00%**	**$109,475.34**	**$18,086.88**	**83.48%**
	Fund 901 Surplus (Deficit):	**381.96**	**$0.00**	**-100.00%**	**$189,840.86**	**($15,961.71)**	**-108.41%**
	Total Surplus (Deficit):	**($730,258.13)**	**$12,976.44**	**101.78%**	**($807,272.37)**	**$1,271,965.61**	**257.56%**

Group Summary

Account Typ…	2024 Nov. Activity	2025 Nov. Activity	Variance %	2024 YTD Activity	2025 YTD Activity	Variance %
Fund: 101 - GENERAL FUND						
Revenue	$75,843.46	$96,511.74	27.25%	$3,591,303.69	$3,155,837.25	-12.13%
Expense	$421,500.68	$248,635.46	41.01%	$4,036,688.32	$3,666,578.65	9.17%
Fund 101 Surplus (Deficit):	**($345,657.22)**	**($152,123.72)**	**55.99%**	**($445,384.63)**	**($510,741.40)**	**-14.67%**
Fund: 204 - LIBRARY ENDOWMENT FUND						
Revenue	$38.20	$43.94	15.03%	$1,203.92	$380.61	-68.39%
Fund 204 Total:	**$38.20**	**$43.94**	**15.03%**	**$1,203.92**	**$380.61**	**-68.39%**
Fund: 205 - PINEWOOD ESTATES						
Revenue	$344.92	($995.99)	-388.76%	$187,401.38	$67,184.25	-64.15%
Expense	$0.00	$0.00	0.00%	$46.98	$3,599.76	-7,562.32%
Fund 205 Surplus (Deficit):	**$344.92**	**($995.99)**	**-388.76%**	**$187,354.40**	**$63,584.49**	**-66.06%**
Fund: 206 - ARPA FUNDS						
Revenue	$58.36	$0.00	-100.00%	$799.33	$0.00	-100.00%
Expense	$0.00	$0.00	0.00%	$24,318.02	($30,000.00)	223.37%
Fund 206 Surplus (Deficit):	**$58.36**	**$0.00**	**-100.00%**	**($23,518.69)**	**$30,000.00**	**227.56%**
Fund: 207 - WDA REVOLVING LOAN FUND						
Revenue	$2,940.65	$3,568.07	21.34%	$103,187.86	$46,719.09	-54.72%
Expense	$2,456.88	$10,599.45	-331.42%	$18,393.04	$85,923.39	-367.15%
Fund 207 Surplus (Deficit):	**$483.77**	**($7,031.38)**	**-1,553.46%**	**$84,794.82**	**($39,204.30)**	**-146.23%**
Fund: 208 - WDA LOAN FUND						
Revenue	$86.38	$81.51	-5.64%	$894.07	$864.88	-3.26%
Fund 208 Total:	**$86.38**	**$81.51**	**-5.64%**	**$894.07**	**$864.88**	**-3.26%**
Fund: 209 - UNRESTRICTED MIF RLF						
Revenue	$260.71	$228.18	-12.48%	$2,541.87	$2,612.47	2.78%
Fund 209 Total:	**$260.71**	**$228.18**	**-12.48%**	**$2,541.87**	**$2,612.47**	**2.78%**
Fund: 210 - MIF REVOLVING LOAN FUND						
Revenue	$126.36	$127.64	1.01%	$1,350.04	$1,264.40	-6.34%
Fund 210 Total:	**$126.36**	**$127.64**	**1.01%**	**$1,350.04**	**$1,264.40**	**-6.34%**
Fund: 211 - MIF RLF #2						
Revenue	$2,272.75	$2,129.25	-6.31%	$22,562.91	$28,991.74	28.49%
Expense	($80,000.00)	$0.00	-100.00%	($380,000.00)	$77,500.00	-120.39%
Fund 211 Surplus (Deficit):	**$82,272.75**	**$2,129.25**	**-97.41%**	**$402,562.91**	**($48,508.26)**	**-112.05%**
Fund: 212 - SCDG COMMERCIAL FUND						
Revenue	$318.58	$331.70	4.12%	$3,476.85	$6,909.08	98.72%
Expense	$112.50	$0.00	100.00%	$12,124.35	$38,680.00	-219.03%
Fund 212 Surplus (Deficit):	**$206.08**	**$331.70**	**60.96%**	**($8,647.50)**	**($31,770.92)**	**-267.40%**

Account Typ...	2024 Nov. Activity	2025 Nov. Activity	Variance %	2024 YTD Activity	2025 YTD Activity	Variance %
Fund: 213 - SCDG COMMERCIAL 2021						
Revenue	$29.38	$34.79	18.41%	$310.28	$325.57	4.93%
Fund 213 Total:	**$29.38**	**$34.79**	**18.41%**	**$310.28**	**$325.57**	**4.93%**
Fund: 214 - SCDG HOUSING FUND						
Revenue	$90.29	$75.29	-16.61%	$906.80	$849.00	-6.37%
Expense	$4,166.00	$0.00	100.00%	$11,383.00	$0.00	100.00%
Fund 214 Surplus (Deficit):	**($4,075.71)**	**$75.29**	**101.85%**	**($10,476.20)**	**$849.00**	**108.10%**
Fund: 216 - INNOVATIVE MIF RLF						
Revenue	$106.08	$98.19	-7.44%	$1,081.23	$1,062.31	-1.75%
Fund 216 Total:	**$106.08**	**$98.19**	**-7.44%**	**$1,081.23**	**$1,062.31**	**-1.75%**
Fund: 217 - KERN MIF LOAN						
Revenue	$91.15	$80.97	-11.17%	$899.16	$915.11	1.77%
Fund 217 Total:	**$91.15**	**$80.97**	**-11.17%**	**$899.16**	**$915.11**	**1.77%**
Fund: 230 - PORT AUTHORITY FUND						
Revenue	$0.00	$161.92	0.00%	$0.00	$66,344.89	0.00%
Fund 230 Total:	**$0.00**	**$161.92**	**0.00%**	**$0.00**	**$66,344.89**	**0.00%**
Fund: 250 - LIBRARY FUNDS-FRIENDS OF LIBRARY						
Revenue	$0.00	$2,944.81	0.00%	$0.00	$1,125,354.58	0.00%
Fund 250 Total:	**$0.00**	**$2,944.81**	**0.00%**	**$0.00**	**$1,125,354.58**	**0.00%**
Fund: 301 - CHILD CARE FUNDS						
Revenue	$139.57	$0.00	-100.00%	$70,248.45	$312,874.33	345.38%
Expense	$0.00	$0.00	0.00%	$0.00	$331,746.00	0.00%
Fund 301 Surplus (Deficit):	**$139.57**	**$0.00**	**-100.00%**	**$70,248.45**	**($18,871.67)**	**-126.86%**
Fund: 315 - G.O. REFUNDING BONDS 2012						
Revenue	$207.86	$185.39	-10.81%	$2,062.27	$2,082.22	0.97%
Fund 315 Total:	**$207.86**	**$185.39**	**-10.81%**	**$2,062.27**	**$2,082.22**	**0.97%**
Fund: 316 - PFA NOTES OF 2015						
Revenue	$4,418.31	$3,965.76	-10.24%	$346,933.51	$366,742.80	5.71%
Expense	$0.00	$0.00	0.00%	$316,290.00	$316,340.00	-0.02%
Fund 316 Surplus (Deficit):	**$4,418.31**	**$3,965.76**	**-10.24%**	**$30,643.51**	**$50,402.80**	**64.48%**
Fund: 370 - KERN TECHNOLOGY TIF 1-11						
Revenue	$0.00	$0.00	0.00%	$2,983.22	$0.00	-100.00%
Fund 370 Total:	**$0.00**	**$0.00**	**0.00%**	**$2,983.22**	**$0.00**	**-100.00%**
Fund: 371 - MN EYECARE TIF 1-12						
Revenue	$0.00	$0.00	0.00%	$6,069.18	$7,025.29	15.75%
Expense	$2,684.88	$11,894.36	-343.01%	$5,369.77	$15,055.75	-180.38%
Fund 371 Surplus (Deficit):	**($2,684.88)**	**($11,894.36)**	**-343.01%**	**$699.41**	**($8,030.46)**	**-1,248.18%**

Account Typ…		2024 Nov. Activity	2025 Nov. Activity	Variance %	2024 YTD Activity	2025 YTD Activity	Variance %
Fund: 372 - MERICKEL EC DIST TIF 1-13							
Revenue		$0.00	$0.00	0.00%	$14,243.05	$0.00	-100.00%
Expense		$2,777.37	$0.00	100.00%	$5,554.75	$0.00	100.00%
	Fund 372 Surplus (Deficit):	**($2,777.37)**	**$0.00**	**100.00%**	**$8,688.30**	**$0.00**	**-100.00%**
Fund: 373 - MASON BROS TIF 1-14							
Revenue		$0.00	$0.00	0.00%	$11,157.07	$0.00	-100.00%
Expense		$10,041.36	$0.00	100.00%	$20,082.72	$0.00	100.00%
	Fund 373 Surplus (Deficit):	**($10,041.36)**	**$0.00**	**100.00%**	**($8,925.65)**	**$0.00**	**100.00%**
Fund: 374 - WADENA DEV GRP TIF 1-15							
Revenue		$0.00	$0.00	0.00%	$10,110.13	$0.00	-100.00%
Expense		$4,549.55	$0.00	100.00%	$9,099.11	$0.00	100.00%
	Fund 374 Surplus (Deficit):	**($4,549.55)**	**$0.00**	**100.00%**	**$1,011.02**	**$0.00**	**-100.00%**
Fund: 375 - HADC - TIF 1-18							
Revenue		$0.00	$0.00	0.00%	$41,561.66	$44,323.45	6.65%
Expense		$37,405.51	$19,945.56	46.68%	$37,405.51	$39,891.12	-6.65%
	Fund 375 Surplus (Deficit):	**($37,405.51)**	**($19,945.56)**	**46.68%**	**$4,156.15**	**$4,432.33**	**6.65%**
Fund: 389 - ROACH - TIF 1-10							
Revenue		$0.00	$0.00	0.00%	$14,378.21	$13,215.96	-8.08%
Expense		$0.00	$11,894.36	0.00%	$18,702.76	$11,894.36	36.40%
	Fund 389 Surplus (Deficit):	**$0.00**	**($11,894.36)**	**0.00%**	**($4,324.55)**	**$1,321.60**	**130.56%**
Fund: 401 - CAPITAL PROJECTS FUND							
Revenue		$851.14	$10,023.17	1,077.62%	($13,932.72)	$3,517,135.89	25,343.71%
Expense		$3,275.39	$16,195.03	-394.45%	$415,656.58	$190,669.24	54.13%
	Fund 401 Surplus (Deficit):	**($2,424.25)**	**($6,171.86)**	**-154.59%**	**($429,589.30)**	**$3,326,466.65**	**874.34%**
Fund: 402 - HWY 10 PHASE 2 PROJECT							
Revenue		$0.00	($2,636.46)	0.00%	$0.00	($2,236.46)	0.00%
Expense		$0.00	$118,221.42	0.00%	$0.00	$2,252,063.72	0.00%
	Fund 402 Surplus (Deficit):	**$0.00**	**($120,857.88)**	**0.00%**	**$0.00**	**($2,254,300.18)**	**0.00%**
Fund: 403 - DTED SMALL CITIES GRANT							
Revenue		$17,499.00	($7.98)	-100.05%	$147,253.64	$31,576.71	-78.56%
Expense		$17,499.00	$0.00	100.00%	$97,989.85	$0.00	100.00%
	Fund 403 Surplus (Deficit):	**$0.00**	**($7.98)**	**0.00%**	**$49,263.79**	**$31,576.71**	**-35.90%**
Fund: 404 - SEWER/WATER CIP							
Revenue		$6,988.77	$5,731.62	-17.99%	$265,356.10	$449,539.14	69.41%
Expense		$0.00	$0.00	0.00%	$343,014.83	$334,495.00	2.48%
	Fund 404 Surplus (Deficit):	**$6,988.77**	**$5,731.62**	**-17.99%**	**($77,658.73)**	**$115,044.14**	**248.14%**
Fund: 405 - HWY 71 & 29 PROJECT							
Revenue		$0.00	$7,529.48	0.00%	$0.00	$0.00	0.00%
Expense		$0.00	($118,221.42)	0.00%	$0.00	$268.11	0.00%

Account Typ...		Activity	2025 Activity	Variance %	YTD Activity	2025 YTD Activity	Variance %
	Fund 405 Surplus (Deficit):	**$0.00**	**$125,750.90**	**0.00%**	**$0.00**	**($268.11)**	**0.00%**
Fund: 406 - HWY 10 CITY UTILITIES PROJECT							
Revenue		$0.00	$22,881.96	0.00%	$0.00	$1,647,190.14	0.00%
Expense		$0.00	$98,158.18	0.00%	$0.00	$2,120,133.59	0.00%
	Fund 406 Surplus (Deficit):	**$0.00**	**($75,276.22)**	**0.00%**	**$0.00**	**($472,943.45)**	**0.00%**
Fund: 410 - CAPITAL EQUIPMENT FUND							
Revenue		$0.00	($36.60)	0.00%	$0.00	$65,112.60	0.00%
Expense		$0.00	$8,540.00	0.00%	$0.00	$100,589.62	0.00%
	Fund 410 Surplus (Deficit):	**$0.00**	**($8,576.60)**	**0.00%**	**$0.00**	**($35,477.02)**	**0.00%**
Fund: 601 - SEWER FUND							
Revenue		$107,105.01	$126,958.32	18.54%	$1,405,405.84	$1,433,153.24	1.97%
Expense		$103,949.31	$90,708.54	12.74%	$1,600,785.41	$1,585,702.20	0.94%
	Fund 601 Surplus (Deficit):	**$3,155.70**	**$36,249.78**	**1,048.71%**	**($195,379.57)**	**($152,548.96)**	**21.92%**
Fund: 602 - GOLF FUND							
Revenue		$120.99	$383.00	216.56%	$597,881.40	$772,590.28	29.22%
Expense		$23,093.54	$40,287.39	-74.45%	$649,232.18	$652,125.16	-0.45%
	Fund 602 Surplus (Deficit):	**($22,972.55)**	**($39,904.39)**	**-73.70%**	**($51,350.78)**	**$120,465.12**	**334.59%**
Fund: 603 - ELECTRIC FUND							
Revenue		$480,858.25	$508,067.17	5.66%	$5,617,354.72	$5,795,428.37	3.17%
Expense		$939,094.80	$410,726.29	56.26%	$5,745,942.42	$5,567,191.58	3.11%
	Fund 603 Surplus (Deficit):	**($458,236.55)**	**$97,340.88**	**121.24%**	**($128,587.70)**	**$228,236.79**	**277.50%**
Fund: 604 - WATER FUND							
Revenue		$142,889.40	$153,932.59	7.73%	$1,056,183.14	$1,063,328.38	0.68%
Expense		$60,540.39	$48,721.92	19.52%	$1,197,060.22	$1,147,820.23	4.11%
	Fund 604 Surplus (Deficit):	**$82,349.01**	**$105,210.67**	**27.76%**	**($140,877.08)**	**($84,491.85)**	**40.02%**
Fund: 605 - LIQUOR FUND							
Revenue		$250,997.53	$233,109.92	-7.13%	$2,531,014.89	$2,444,258.66	-3.43%
Expense		$221,484.04	$147,168.69	33.55%	$2,446,619.69	$2,327,994.10	4.85%
	Fund 605 Surplus (Deficit):	**$29,513.49**	**$85,941.23**	**191.19%**	**$84,395.20**	**$116,264.56**	**37.76%**
Fund: 606 - WELLNESS CENTER							
Revenue		$114,024.54	$84,350.05	-26.02%	$674,229.06	$691,898.71	2.62%
Expense		$164,755.27	$81,921.01	50.28%	$1,103,167.68	$994,273.12	9.87%
	Fund 606 Surplus (Deficit):	**($50,730.73)**	**$2,429.04**	**104.79%**	**($428,938.62)**	**($302,374.41)**	**29.51%**
Fund: 801 - MERICKEL PARK TRUST FUND							
Revenue		$0.00	$0.00	0.00%	$0.00	$98.47	0.00%
Expense		$0.00	$0.00	0.00%	$0.00	($10,912.74)	0.00%
	Fund 801 Surplus (Deficit):	**$0.00**	**$0.00**	**0.00%**	**$0.00**	**$11,011.21**	**0.00%**
Fund: 802 - BETTY STARK SB PARK TRUST							
Revenue		$0.00	$0.00	0.00%	$0.00	$1,184.76	0.00%

Account Typ...		2024 Nov. Activity	2025 Nov. Activity	Variance %	2024 YTD Activity	2025 YTD Activity	Variance %
Expense		$0.00	$0.00	0.00%	$0.00	$31,848.09	0.00%
	Fund 802 Surplus (Deficit):	**$0.00**	**$0.00**	**0.00%**	**$0.00**	**($30,663.33)**	**0.00%**
Fund: 805 - INVESTED CAPITAL ACCT							
Revenue		$0.00	($680.78)	0.00%	$0.00	$2,131.03	0.00%
	Fund 805 Total:	**$0.00**	**($680.78)**	**0.00%**	**$0.00**	**$2,131.03**	**0.00%**
Fund: 807 - FIRE RELIEF ASSOCIATION							
Revenue		$38.74	($41.38)	-206.81%	$19,501.70	($284.95)	-101.46%
Expense		$0.00	$764.56	0.00%	$99.95	$24,586.88	-24,499.18%
	Fund 807 Surplus (Deficit):	**$38.74**	**($805.94)**	**-2,180.38%**	**$19,401.75**	**($24,871.83)**	**-228.19%**
Fund: 901 - GENERAL FIXED ASSETS							
Revenue		$381.96	$0.00	-100.00%	$299,316.20	$2,125.17	-99.29%
Expense		$0.00	$0.00	0.00%	$109,475.34	$18,086.88	83.48%
	Fund 901 Surplus (Deficit):	**$381.96**	**$0.00**	**-100.00%**	**$189,840.86**	**($15,961.71)**	**-108.41%**
	Total Surplus (Deficit):	**($730,258.13)**	**$12,976.44**	**101.78%**	**($807,272.37)**	**$1,271,965.61**	**257.56%**

Fund Summary

Fund	2024 Nov. Activity	2025 Nov. Activity	Variance %	2024 YTD Activity	2025 YTD Activity	Variance %
101 - GENERAL FUND	($345,657.22)	($152,123.72)	55.99%	($445,384.63)	($510,741.40)	-14.67%
204 - LIBRARY ENDOWMENT ...	$38.20	$43.94	15.03%	$1,203.92	$380.61	-68.39%
205 - PINEWOOD ESTATES	$344.92	($995.99)	-388.76%	$187,354.40	$63,584.49	-66.06%
206 - ARPA FUNDS	$58.36	$0.00	-100.00%	($23,518.69)	$30,000.00	227.56%
207 - WDA REVOLVING LOAN...	$483.77	($7,031.38)	-1,553.46%	$84,794.82	($39,204.30)	-146.23%
208 - WDA LOAN FUND	$86.38	$81.51	-5.64%	$894.07	$864.88	-3.26%
209 - UNRESTRICTED MIF RLF	$260.71	$228.18	-12.48%	$2,541.87	$2,612.47	2.78%
210 - MIF REVOLVING LOAN ...	$126.36	$127.64	1.01%	$1,350.04	$1,264.40	-6.34%
211 - MIF RLF #2	$82,272.75	$2,129.25	-97.41%	$402,562.91	($48,508.26)	-112.05%
212 - SCDG COMMERCIAL F...	$206.08	$331.70	60.96%	($8,647.50)	($31,770.92)	-267.40%
213 - SCDG COMMERCIAL 20...	$29.38	$34.79	18.41%	$310.28	$325.57	4.93%
214 - SCDG HOUSING FUND	($4,075.71)	$75.29	101.85%	($10,476.20)	$849.00	108.10%
216 - INNOVATIVE MIF RLF	$106.08	$98.19	-7.44%	$1,081.23	$1,062.31	-1.75%
217 - KERN MIF LOAN	$91.15	$80.97	-11.17%	$899.16	$915.11	1.77%
230 - PORT AUTHORITY FUND	$0.00	$161.92	0.00%	$0.00	$66,344.89	0.00%
250 - LIBRARY FUNDS-FRIEN...	$0.00	$2,944.81	0.00%	$0.00	$1,125,354.58	0.00%
301 - CHILD CARE FUNDS	$139.57	$0.00	-100.00%	$70,248.45	($18,871.67)	-126.86%
315 - G.O. REFUNDING BON...	$207.86	$185.39	-10.81%	$2,062.27	$2,082.22	0.97%
316 - PFA NOTES OF 2015	$4,418.31	$3,965.76	-10.24%	$30,643.51	$50,402.80	64.48%
370 - KERN TECHNOLOGY TIF...	$0.00	$0.00	0.00%	$2,983.22	$0.00	-100.00%
371 - MN EYECARE TIF 1-12	($2,684.88)	($11,894.36)	-343.01%	$699.41	($8,030.46)	-1,248.18%
372 - MERICKEL EC DIST TIF 1...	($2,777.37)	$0.00	100.00%	$8,688.30	$0.00	-100.00%
373 - MASON BROS TIF 1-14	($10,041.36)	$0.00	100.00%	($8,925.65)	$0.00	100.00%
374 - WADENA DEV GRP TIF 1..	($4,549.55)	$0.00	100.00%	$1,011.02	$0.00	-100.00%
375 - HADC - TIF 1-18	($37,405.51)	($19,945.56)	46.68%	$4,156.15	$4,432.33	6.65%
389 - ROACH - TIF 1-10	$0.00	($11,894.36)	0.00%	($4,324.55)	$1,321.60	130.56%
401 - CAPITAL PROJECTS FU...	($2,424.25)	($6,171.86)	-154.59%	($429,589.30)	$3,326,466.65	874.34%
402 - HWY 10 PHASE 2 PROJ...	$0.00	($120,857.88)	0.00%	$0.00	($2,254,300.18)	0.00%
403 - DTED SMALL CITIES GR...	$0.00	($7.98)	0.00%	$49,263.79	$31,576.71	-35.90%
404 - SEWER/WATER CIP	$6,988.77	$5,731.62	-17.99%	($77,658.73)	$115,044.14	248.14%
405 - HWY 71 & 29 PROJECT	$0.00	$125,750.90	0.00%	$0.00	($268.11)	0.00%
406 - HWY 10 CITY UTILITIES ...	$0.00	($75,276.22)	0.00%	$0.00	($472,943.45)	0.00%
410 - CAPITAL EQUIPMENT F...	$0.00	($8,576.60)	0.00%	$0.00	($35,477.02)	0.00%
601 - SEWER FUND	$3,155.70	$36,249.78	1,048.71%	($195,379.57)	($152,548.96)	21.92%
602 - GOLF FUND	($22,972.55)	($39,904.39)	-73.70%	($51,350.78)	$120,465.12	334.59%
603 - ELECTRIC FUND	($458,236.55)	$97,340.88	121.24%	($128,587.70)	$228,236.79	277.50%
604 - WATER FUND	$82,349.01	$105,210.67	27.76%	($140,877.08)	($84,491.85)	40.02%
605 - LIQUOR FUND	$29,513.49	$85,941.23	191.19%	$84,395.20	$116,264.56	37.76%
606 - WELLNESS CENTER	($50,730.73)	$2,429.04	104.79%	($428,938.62)	($302,374.41)	29.51%
801 - MERICKEL PARK TRUST ...	$0.00	$0.00	0.00%	$0.00	$11,011.21	0.00%

Fund	2024 Nov. Activity	2025 Nov. Activity	Variance %	2024 YTD Activity	2025 YTD Activity	Variance %
802 - BETTY STARK SB PARK …	$0.00	$0.00	0.00%	$0.00	($30,663.33)	0.00%
805 - INVESTED CAPITAL ACCT	$0.00	($680.78)	0.00%	$0.00	$2,131.03	0.00%
807 - FIRE RELIEF ASSOCIATI…	$38.74	($805.94)	-2,180.38%	$19,401.75	($24,871.83)	-228.19%
901 - GENERAL FIXED ASSETS	$381.96	$0.00	-100.00%	$189,840.86	($15,961.71)	-108.41%
Total Surplus (Deficit):	**-730,258.13**	**$12,976.44**	**101.78%**	**-807,272.37**	**$1,271,965.61**	**257.56%**

222 2nd Street SE
Wadena, MN 56482

Regular City Council Minutes
Wednesday, November 12, 2025

PLEDGE OF ALLEGIANCE

CALL TO ORDER AND ROLL CALL

Comprising a quorum of the City Council, the meeting was called to order at 5:00 pm with the following members present: Mayor George Deiss, Council Members Duke Harrison, Mark Lunde, Wade Miller, and Mac Nelson.

CONSENT CALENDAR

Motion approving the consent calendar items.

A. Claims Register Summary
B. Monthly Financial Reports
C. City Council Meeting Minutes:
   a. October 14, 2025, Regular Meeting
D. Action 25-68: Rural Health Day Proclamation
E. Resolution 2025-51: Appoint Dana Damm to Planning Commission
F. Resolution 2025-52: Appoint Brett Gagnon-Palick to Planning Commission

Moved by:	Lunde	Seconded by:	Nelson
Roll call vote:	Deiss, Harrison, Lunde, Miller, Nelson		

PUBLIC HEARING

Motion to close the Hwy 10 and 71 Utilities Improvement Assessment public hearings at 6:10 pm.

City Engineer Phil Martin went over the Highway 10 and 71 utility improvement project presentation and details as part of the final assessment hearing process.
He shared that the City secured the approx. $2.1 million remainder of the $5 million legislative contamination funds that allowed the City to significantly reduce the Highway 10 assessment costs.
The City remains to assess approximately 21% of costs to meet state statute.
The final Hwy 10 project cost is $3,325,973.91 with the LRIP State Grant share $1,895,000, City's share $1,130,404.75, and proposed assessed portion $300,569.15.
The final Hwy 71 project cost is $1,471,287 with the City's share $1,162,413 and proposed assessed portion $308,874.
Martin went on to the statutory assessment process and outlined property owner rights for appeal. The hearing was then opened to the public.
Shelly Heib expressed concern that West Side Sports is not yet connected to the new services. She contacted the city in August. City staff clarified that the delay is due to the private plumber not scheduling connections, including the city's main. Heib noted they had to

install a sand point due to this. City staff committed to contacting the plumber to help resolve the situation.
Kyle Davis sought clarification regarding assessment interest rates, noting that the City's bond rate is approximately 4%, while assessed properties pay 6.49% if financed through the City. He acknowledged that the City followed all required state statutes but suggested adding courtesy notifications in future projects. Davis also asked about utility locations on his parcel near the Fairgrounds and Eastwood Inn. Staff confirmed that prior to construction the utilities were in MnDOT right-of-way on the north side of Highway 10, and they have now been relocated into a private utility easement outside the right-of-way.
Written objections from Astera Health and Tim Flanigan were also read for the record.
Craig Folkestad of 210 and 204 N Jefferson addressed the council seeking clarification on the sewer assessments for his parcels. The service replaced at 206 N Jefferson was mistakenly attributed to parcel 210, however, records show it should be assigned to the adjacent lot owned by the Folkestad/Trustee family. As a result, assessment will be reassigned from parcel 210 to 206.
John Gravelle of 217 N Jefferson St addressed the council questioning why a 2-in service line cost the amount is difficult for a small rental business. He praised the engineer and staff for their professionalism but expressed concerns that the assessment for his two-inch service is more than double that of a one-inch line. Gravel questioned why he received a two-inch service. Engineer Martin explained the city replaces what is currently in place. Gravelle asked whether the council could adjust his assessment. The council noted that while changes can be made, doing so sets precedent and would have to be considered for all assessments and affected properties. Staff explained that costs rose significantly due to bidding, contamination cleanup, and other unforeseen additions not reflected in earlier estimates. Gravelle concluded by suggesting that a frontage-based assessment method might be more equitable, but staff reiterated that service lines are individually assessed because they directly benefit the property.
Joel Beiswenger, representing Astera Health Legacy Campus at 415 N Jefferson St and the Wesley Building at 418 N Jefferson St addressed the council. In June 2023, MnDOT required removal of the tunnel between Astera's two buildings. At the time the cost was unknown and feared to be as high as one million dollars. Astera appreciates the city's willingness to partner the tunnel project as a special assessment, which provided much needed flexibility.
Ultimately, the total project cost came in far lower than expected allowing Astera to cash flow, paying the city without financing or using the assessment process. Beiswenger sincerely thanked the council and city administration for their creativity and cooperation.

Moved by:	Nelson	Seconded by:	Lunde
Vote in Favor:	Deiss, Harrison, Lunde, Miller, Nelson		

Motion to close the Miscellaneous Unpaid Utility and Account Receivable Assessments public hearing at 6:16 pm.

Moved by:	Lunde	Seconded by:	Miller
Vote in Favor:	Deiss, Harrison, Lunde, Miller, Nelson		

NEW BUSINESS

Ordinance 257: 2026 Fee Schedule

The first reading was completed. The second reading will be at the December 9, 2025, regular meeting.

Resolution 2025-48: Motion approving a 10-year tax abatement up to $20,000 to Merickel property, 832 6th St NW.

The abatement for the Merickel property at 832 6th Street is up to $20,000 over a 10-year period, whichever comes first.

Moved by:	Lunde	Seconded by:	Nelson
Roll Call Vote:	Deiss, Harrison, Lunde, Miller, Nelson		

Resolution 2025-49: Motion approving to certify Highway 10 (Ash Ave) & 9th Street Utilities Improvement Assessments to the County Auditor.

Moved by:	Lunde	Seconded by:	Miller
Roll Call Vote:	Deiss, Harrison, Lunde, Miller, Nelson		

Resolution 2025-50: Motion approving to certify Highway 71 (Jefferson St) Utilities Improvement Assessments to the County Auditor.

Moved by:	Lunde	Seconded by:	Harrison
Vote in Favor:	Deiss, Harrison, Lunde, Miller, Nelson		

Action 25-69: Motion approving the request from St. Ann's Church to close Franklin Ave SE for block parties through April 2026.

Nikki Fink of St Ann's Church requests to close one block of Franklin Avenue on the second Wednesday of each month, November 12, December 10 of 2025, and January 14, March 11, and April 8 of 2026 from 5:00-8:00 p.m. for St. Ann's parish events. About 400 people attend, including approx. 300 children. There's only one house nearby who is ok with the closure. Previous closures have worked well. The church will set barricades and manage the closure themselves.

Moved by:	Harrison	Seconded by:	Miller
Vote in Favor:	Deiss, Harrison, Lunde, Miller, Nelson		

MEETING OPEN TO THE PUBLIC AND CLOSED AT 6:29 pm No one present.

DEPARTMENT REPORTS

Public Works Department – Dan Kovar Nothing to report.

Utilities Department - Superintendent David Evans

- Lighting is getting completed along the highway projects.
- Updated the council that a key position retirement is expected in the next year in the utility department.

Wadena Development Authority and Planning & Zoning – Dean Uselman

- Reported a busy month with permits.
- Downtown storefront's are having interest again.

Police Department – Naomi Plautz

- Recommended checking out the Chamber's Facebook page for an announcement

Fire Department – Cody Yglesias Not Present

Wadena Liquor Store – Tim Booth Not Present

Maslowski Wellness and Research Center – Lisa Anderson

- Councilmember Harrison requested that Lisa provide a list of upcoming events in future reports.

Whitetail Run Golf Course – Kevin Ross Not Present.

City Administrator – Kim Schroeder

- Provided an update on current timelines for 2026 road construction. Mathiowetz schedules are not finalized yet and will be reviewed over the winter. The city has not been provided details for the public yet. A detailed schedule is anticipated by April.
- Noted that the old library was inspected and found to have traces of white mold. Building Maintenance LLC cleaned the old library. Both the old and new libraries were inspected and received clearance reports with lower allowable levels. The issue was age-related, not from leaks, and not black mold. The city can continue to sell the old library without mold concerns.
- The new library's HVAC system project is underway with funding available from Kitchigami to help offset costs.

COUNCIL REPORTS
Duke Harrison: Nothing to report or add.
Mark Lunde: Nothing to report or add.
Mac Nelson: Nothing to report or add.
Wade Miller: Nothing to report or add.
Mayor George Deiss: Nothing to report or add.

Action Motion: Motion to adjourn at 6:39pm.

Moved by:	Nelson	Seconded by:	Lunde
Vote in favor:	Deiss, Harrison, Lunde, Miller, Nelson		

_____
George Deiss, Mayor

Attest: _____
Kim Schroeder, City Administrator

222 2nd Street SE
Wadena, MN 56482

Special City Council Minutes
Wednesday, November 19, 2025

CALL TO ORDER AND ROLL CALL

Comprising a quorum of the City Council, the meeting was called to order at 4:30 pm with the following members present: Mayor George Deiss, Council Members Wade Miller and Mac Nelson.

Action Memo 70: Motion approving Contegrity Group bid for the Library HVAC basement project quoted for $119,325.00.

Mayor Deiss attended a recent Library board meeting. The board approved the bid and is making a recommendation to the city to proceed with the project.
Kitchigami Regional Library has reserve dollars dedicated to Wadena Library in the amount of $58,274.
The board also recommends the city use the non-endowed donated Library funds from the city Schwab account. The council agreed to utilize those funds for the remaining balance.

Move by:	Miller	Seconded by:	Nelson
Roll Call Vote:	Deiss, Miller, Nelson		

Motion to Adjourn at 4:35pm

Moved by:	Nelson	Seconded by:	Miller
Vote:	Deiss, Miller, Nelson		

_____
George Deiss, Mayor

Attest: _____
Kim Schroeder, City Administrator

222 2nd Street SE
Wadena, MN 56482

Work Session City Council Minutes
Tuesday, November 25, 2025

CALL TO ORDER AND ROLL CALL

Comprising a quorum of the City Council, the meeting was called to order at 1:30 pm with the following members present: Mayor George Deiss, Council Members Duke Harrison and Mark Lunde.

2026 Enterprise Funds Budget Review

The Golf Course, Liquor Store, Electric, Water, Sewer, and Wellness directors presented and went over proposed budgets.

The water and sewer funds contracted with Waterworth, a rate study program identifying and budgeting future operation and capital expenditure needs. Each department projected through 2035 with both proposing 3% increases annually with the exception of 2029 and 2030 at 6% increases.

The electric fund continues with successful profitability. The MRES rate study increases are on track to continue a recommended 4% increase for 2026.

The wellness center continues to experience expenses over revenues with annual losses; however, the depreciation budget brings the fund close to break even. The Friends of the Maslowski committee is assisting to cover capital asset needs, working well to date and supporting the budget deficits. The city may still have to consider subsidizing cash flow losses with enterprise fund profits in the future.

The liquor store continues to decline. Manager Booth was not present for the budget meeting. One larger item that caused a significant decrease is that credit card charges were not passed on to consumers for 2025. Council member Harrison and Administrator Schroeder will meet with Booth to discuss the budget, review margins, and develop methods to continue profitability.

The golf course is on track as normal. The Friends of the Golf Course continue to support capital asset needs, supporting the budget.

Motion to Adjourn at 4:29pm			
Moved by:	Lunde	Seconded by:	Harrison
Vote:	Deiss, Harrison, Lunde		

_____
George Deiss, Mayor

Attest: _____
Kim Schroeder, City Administrator

222 2nd Street SE
Wadena, MN 56482

Special City Council Minutes
Tuesday, November 25, 2025

CALL TO ORDER AND ROLL CALL

Comprising a quorum of the City Council, the meeting was called to order at 4:30 pm with the following members present: Mayor George Deiss, Council Members Duke Harrison and Mark Lunde.

Action 71: Motion approving a grant from Rural High Risk Roads for (4) Vehicle Speed Feedback Signs (VSFS) to be placed on Highway's 10 and 71.

Police Chief Naomi Plautz worked with Towards Zero Deaths (TZD) and MnDOT for a Rural High Risk Roads grant to receive vehicle speed feedback signs (your speed signs) for city's under 5,000 population and in transition zones on trunk highways.
Plautz received (4) solar powered, battery operated signs, two each for Hwy's 10 and 71. It's recommended to install the signs instead of being stored until use. Since Hwy 71 north construction is complete, all four signs will be placed along the North and South portions of Hwy 71 until Hwy 10 construction allows. A right-of-way permit is required to install, Plautz will complete the permit and plan the installation.

Move by:	Lunde	Seconded by:	Harrison
Roll Call Vote:	Deiss, Harrison, Miller		

Motion to Adjourn at 4:38pm

Moved by:	Harrison	Seconded by:	Lunde
Vote:	Deiss, Harrison, Miller		

_____
George Deiss, Mayor

Attest: _____
Kim Schroeder, City Administrator

Legislative History
Agenda date: December 9, 2025
Action:
Vote:

Yes:	No:	Absent:

CITY OF WADENA, MINNESOTA

Resolution No. 2025-53
Authorization to Execute Minnesota Department of Transportation
Airport Maintenance and Operation 2026-2027 Grant Contract

It is resolved by the **City of Wadena** as follows:

1. That the state of Minnesota Contract Number **1060381**, "Airport Maintenance and Operation Grant Contract," at the **Wadena Municipal Airport** is accepted.

2. That is hereby agrees to the terms and conditions of the Grant Agreement; and

3. That the Mayor and City Administrator are authorized to execute this Contract and any amendments thereto on behalf of the **City of Wadena**.

Adopted by the City Council of the City of Wadena, Minnesota on the 9th day of December 2025.

_____
George Deiss, Mayor

_____
Kim Schroeder, City Administrator

(SEAL)

CERTIFICATION

STATE OF MINNESOTA

COUNTY OF OTTER TAIL

I certify that the above Resolution is a true and correct copy of the Resolution adopted by the

City of Wadena Council

at an authorized meeting held on the 9th day of December, 2025 as shown by the minutes of the meeting in my possession.

Signature:

(Clerk or Equivalent)

CORPORATE SEAL **/OR/** NOTARY PUBLIC

My Commission Expires:

MnDOT Agreement No. 1060381

STATE OF MINNESOTA

STATE AIRPORTS FUND

AIRPORT MAINTENANCE AND OPERATIONS GRANT AGREEMENT

State Project Number (S.P.): A8001-MO26
State Project Number (S.P.): A8001-MO27

This Agreement is between the State of Minnesota, acting through its Commissioner of Transportation ("State") and City of Wadena, Post Office Box 30, Wadena, MN 56482 acting through its Wadena City Council ("Grantee") ("Agreement").

RECITALS

1. Minnesota Statutes §§360.015 and 360.305 authorize the State to provide financial assistance to airports for maintenance and operations activities.
2. Grantee owns, operates, or controls an airport ("Airport") in the state system, and desires financial assistance from the State for maintenance and operations activities for State Fiscal Year 2026 and State Fiscal Year 2027.
3. Grantee represents that it is duly qualified and agrees to perform all services described in this Agreement to the satisfaction of the State.

AGREEMENT TERMS

1. **Term of Agreement and Survival of Terms**

   1.1. **Effective Date**. This Agreement will be effective on the date the State obtains all required signatures under Minnesota Statutes §16B.98, subdivision 5, whichever is later. As required by Minnesota Statutes §16B.98 Subd. 7, no payments will be made to Grantee until this Agreement is fully executed.

   1.2. **Expiration Date**. This Agreement will expire on June 30, 2027.

   1.3. **Survival of Terms**. All clauses which impose obligations continuing in their nature and which must survive in order to give effect to their meaning will survive the expiration or termination of this Agreement, including, but not limited to, the following clauses: Indemnification; State Audits; Government Data Practices; Governing Law, Jurisdiction and Venue; and Data Disclosure.

2. **Grantee's Duties**

   2.1. **Airport Use.** In accordance with Minnesota Statutes §360.305, subd. 4, Grantee must operate and maintain the Airport, for the use and benefit of the public, in a safe, serviceable manner for aeronautical purposes only for a period of one (1) year from the date Grantee receives final reimbursement under this Agreement.

   2.2. **Grounds Maintenance.** Grantee will keep the runway and the area around the lights at the Airport mowed and plowed. The grass must be mowed at least seven (7) feet beyond the lights and must not exceed six (6) inches in height on the landing area. The areas around any navigational aids must be sufficiently mowed and plowed to keep the area clear for vehicle access. If the Airport remains operational during the winter months, Grantee will keep at least one runway, associated taxiway, and apron area cleared of snow and ice to the same priority as arterial roads. Snowbanks must be limited in height so that aircraft wings, engines, and propellers will clear them. Landing strip markers and/or lights must remain visible.

2.3. **Periodic Paint Striping.** If the State contracts for the periodic paint striping of the Airport's runways and taxiways during the term of this Agreement, Grantee will cooperate with the marking operation. Grantee must coordinate seal coat pavement maintenance projects with the State to maximize the pavement marking life.

2.4. **Inspections.** Grantee will allow a representative of the State's Office of Aeronautics access to any area of the Airport necessary for the purpose of periodic inspections.

2.5. **Third-Party Contracting.** Grantee will comply with all applicable local, state, or federal laws, regulations, policies and procedures in the procurement of goods and services funded in whole or in part under this Agreement.

3. Grantee's Assurances

3.1. Grantee represents and warrants that Grantee has established a zoning authority for the Airport, and such authority has completed, or is in the process of and will complete, with due diligence, an airport zoning ordinance in accordance with Minnesota Statutes §§360.061 to 360.074.

3.2. Grantee will comply with all required grants management policies and procedures set forth in Minnesota Statutes §16B.97 subd. 4(a)(1).

4. Consideration and Payment

4.1. **Consideration.** State will pay for all eligible maintenance and operations costs incurred by Grantee under this Agreement as follows:

4.1.1. **Basis.** Grantee will be reimbursed for 75% of all eligible maintenance and operations costs not reimbursed by any other source. Eligible maintenance and operations costs will be determined at the sole discretion of State's Authorized Representative or their designee according to the State's Funding Eligibility Guidance, which is available at: https://www.dot.state.mn.us/aero/airportdevelopment/fundingandgrants.html

4.1.2. **Fiscal Year Obligations.** State has currently obligated $27,617.34 in each state fiscal year to reimburse 75% of eligible costs incurred by Grantee during each fiscal year and will be capped at this amount for each fiscal year. Any funding granted but not requested for reimbursement within the first fiscal year will not roll over into the second fiscal year.

4.1.3. **Total Obligation.** The State's total obligation for all compensation and reimbursements to Grantee under this Agreement will not exceed $55,234.67 (reflecting state fiscal years 2026 and 2027 combined obligations).

4.2. **Payment.**

4.2.1. **Invoices.** Grantee must submit detailed reimbursement requests for its eligible costs to the State's Authorized Representative on a quarterly basis or as otherwise directed by State's Authorized Representative. Invoices for expenses incurred after grant funds were encumbered by the State, but before the Effective Date of this Agreement, may not be submitted for reimbursement until after the Effective Date of this Agreement. The State's Office of Aeronautics will supply the reimbursement request forms that Grantee must submit. Reimbursement requests must be submitted according to the following schedule:

- Quarter 1 (Jul. 1st – Sept. 30th): **On or after October 1, and no later than November 15**;
- Quarter 2 (Oct. 1st – Dec. 31st): **On or after January 1, and no later than February 15;**
- Quarter 3 (Jan. 1st – Mar. 31st): **On or after April 1, and no later than May 15**; and
- Quarter 4 (Apr. 1st – Jun. 30th): **On or after July 1, and no later than August 15**.

The State may reject any costs submitted for reimbursement that the State determines, in its sole discretion, are not eligible maintenance and operations expenses. Any invoices not received by the State's Authorized Representative by December 31st of the fiscal year in which the expenses were incurred will be ineligible for reimbursement and rejected.

4.2.2. **All Invoices Subject to Audit.** All invoices are subject to audit, at the State's discretion.

4.2.3. **Progress Reports.** The State may, at its sole discretion, require Grantee to submit quarterly progress reports in addition to its invoices. If so requested, the State will provide a progress report form for Grantee's completion and submittal with its invoices.

4.2.4. **The State's Payment Requirements.** The State will promptly pay all valid obligations under this Agreement as required by Minnesota Statutes §16A.124. The State will make undisputed payments no later than thirty (30) days after receiving Grantee's invoices and progress reports, if requested by the State, for services performed. If an invoice is incorrect, defective or otherwise improper, the State will notify Grantee within ten (10) days of discovering the error. After the State receives the corrected invoice, State will pay Grantee within thirty (30) days of receipt of such invoice.

4.2.5. **Grant Monitoring Visit and Financial Reconciliation.** If the State's total obligation is greater than $50,000.00, the State will conduct at least one monitoring visit and financial reconciliation of Grantee's expenditures. If the State's total obligation is greater than $250,000.00, the State will conduct annual monitoring visits and financial reconciliations of Grantee's expenditures. The State's Authorized Representative will notify Grantee's Authorized Representative where and when monitoring visits and financial reconciliations will take place, which state employees and Grantee staff members should be present, as well as which, if any, of Grantee's contractors or consultants, or their agents, are required to participate. Grantee will be provided at least seven (7) days' notice prior to monitoring visits and/or financial reconciliations. Following a monitoring visit or financial reconciliation, Grantee will take timely and appropriate action on all deficiencies identified by the State. At least one monitoring visit and one financial reconciliation must be completed prior to final payment being made to Grantee.

4.2.6. **Closeout.** The State will determine, at its sole discretion, whether a closeout audit is required prior to final payment approval. If a closeout audit is required, final payment will be held until the audit has been completed. Monitoring of any capital assets acquired with grant funds will continue following grant closeout.

5. **Conditions of Payment.** All services provided by Grantee under this Agreement must be performed to the State's satisfaction, as determined at the sole discretion of State's Authorized Representative and in accordance with all applicable federal, state and local laws, ordinances, rules and regulations, including business registration requirements of the Office of the Secretary of State. Grantee will not receive payment for work found by the State to be unsatisfactory or performed in violation of federal, state or local law. In the event the Airport fails to pass any periodic inspection conducted by a representative of the State's Office of Aeronautics, Grantee will not receive payment under this Agreement until all deficiencies identified by any such inspection have been rectified to the Office of Aeronautics' satisfaction.

6. **Authorized Representatives**

6.1. **State's Authorized Representative.** State's Authorized Representative will be:

Name/Title: Jenny Bahneman, Grants Specialist Coordinator
Address: Office of Aeronautics
395 John Ireland Boulevard, Mail Stop 410
Saint Paul, Minnesota 55155
E-Mail: jenny.bahneman@state.mn.us

State's Authorized Representative or their successor, will monitor Grantee's performance and has the authority to accept or reject the services provided under this Agreement. If the Grantee's duties are performed in a satisfactory manner, the State's Authorized Representative will accept each reimbursement request submitted for payment.

6.2. **Grantee's Authorized Representative.** Grantee's Authorized Representative will be:

Name/Title: Kim Schroeder, City Administrator
Address: Post Office Box 30, Wadena, MN 56482

Telephone: (218) 632-2750
E-Mail: cityadmin@wadena.org

If Grantee's Authorized Representative changes at any time during this Agreement, Grantee must immediately notify State.

7. **Assignment; Amendments; Waiver; Agreement Complete; Electronic Records; Certification**

   7.1. **Assignment.** Grantee may neither assign nor transfer any rights or obligations under this Agreement without the prior consent of the State and a fully executed Assignment Agreement, executed and approved by the same parties who executed and approved this Agreement, or their successors in office.

   7.2. **Amendments.** An amendment to this Agreement must be in writing and will not be effective until it has been executed and approved by the same parties who executed and approved the original agreement, or their successors in office.

   7.3. **Waiver.** If the State fails to enforce any provision of this Agreement, such failure does not waive the provision or the State's right to subsequently enforce it.

   7.4. **Agreement Complete.** This Agreement contains all prior negotiations and agreements between the State and Grantee. No other prior understanding regarding this Agreement, whether written or oral, may be used to bind either party.

   7.5. **Electronic Records and Signatures.** The parties agree to contract by electronic means. This includes using electronic signatures and converting original documents to electronic records.

   7.6. **Certification.** By signing this Agreement, Grantee certifies that it is not suspended or debarred from receiving federal or state awards.

8. **Liability and Indemnification.** Each party is responsible for its own acts, omissions, and the results thereof to the extent authorized by law. Minnesota Statutes § 3.736 and other applicable law govern liability of the State. Minnesota Statutes Chapter 466 and other applicable law govern liability of Grantee. Notwithstanding the foregoing, Grantee will indemnify, hold harmless, and defend (to the extent permitted by the Minnesota Attorney General) the State against any claims, causes of actions, damages, costs, and expenses, including reasonable attorneys' fees, arising in connection with the services performed under this Agreement, asserted by, or resulting from the acts or omissions of Grantee's contractors, consultants, agents or any other third parties under the direct control of Grantee.

9. **State Audits.** Under Minnesota Statutes § 16B.98 subd. 8, the books, records, documents, and accounting procedures and practices of Grantee, or those of any other party relevant to this grant Agreement, or transactions resulting from this Agreement, are subject to examination by the State and/or the State Auditor or Legislative Auditor, as appropriate, for a minimum of six (6) years from the expiration of this Agreement or receipt and approval of all final reports, whichever is later. Grantee will take timely and appropriate action on all deficiencies identified by an audit.

10. **Government Data Practices.** Grantee and the State must comply with the Minnesota Government Data Practices Act, Minnesota Statutes Chapter 13, as it applies to all data provided by the State under this Agreement, and as it applies to all data created, collected, received, stored, used, maintained or disseminated by Grantee under this Agreement. The civil remedies of Minnesota Statutes §13.08 apply to the release of the data referred to in this clause by either Grantee or the State. If Grantee receives a request to release the data referred to herein, Grantee must immediately notify the State and consult with the State as to how Grantee should respond to the request. Grantee's response to the request must comply with applicable law.

11. **Workers' Compensation.** Grantee certifies that it is in compliance with Minnesota Statutes §176.181, subd. 2, pertaining to workers' compensation insurance coverage. Grantee's employees and agents will not be considered state employees. Any claims that may arise under the Minnesota Workers' Compensation Act on behalf of Grantee's employees, as well as any claims made by any third party as a consequence of any act or omission on the part of Grantee's employees are in no way the State's obligation or responsibility.

12. **Governing Law, Jurisdiction and Venue.** Minnesota law, without regard to its choice-of-law provisions, governs this Agreement. Venue for all legal proceedings arising out of this Agreement, or its breach, must be in the appropriate state or federal court with competent jurisdiction in Ramsey County, Minnesota.

13. **Data Disclosure.** Under Minnesota Statutes §270C.65, and other applicable law, Grantee consents to disclosure of its social security number, federal employer tax identification number and Minnesota tax identification number, already provided to the State, to federal and state agencies and state personnel involved in the payment of state obligations. These identification numbers may be used in the enforcement of federal and state laws which could result in action requiring Grantee to file state tax returns and pay delinquent state tax liabilities, if any, or pay other state liabilities.

14. **Termination and Suspension**

    14.1. **Termination by the State.** The State or Commissioner of Administration may unilaterally terminate this Agreement at any time, with or without cause, upon written notice to Grantee. Upon termination, Grantee will be entitled to payment, determined on a pro rata basis, for services satisfactorily performed.

    14.2. **Termination for Cause.** The State may immediately terminate this Agreement if the State finds that there has been a failure to comply with the provisions of this Agreement, that reasonable progress has not been made, that fraudulent or wasteful activity has occurred, that Grantee has been convicted of a criminal offense relating to a state grant agreement, or that the purposes for which the funds were granted have not been or will not be fulfilled. The State may take action to protect the interests of the State of Minnesota, including the refusal to disburse additional funds and requiring the return of all or part of the funds already disbursed.

    14.3. **Termination for Insufficient Funding.** The State may immediately terminate this Agreement if it does not obtain funding from the Minnesota Legislature or if funding cannot be continued at a level sufficient to pay for the services contracted for under this Agreement. Termination must be by written or fax notice to Grantee. The State is not obligated to pay for any services that are performed after notice and effective date of termination. However, Grantee will be entitled to payment, determined on a pro rata basis, for services satisfactorily performed to the extent that funds are available. The State will not be assessed any penalty if the Agreement is terminated because of the decision of the Minnesota Legislature, or other funding source, not to appropriate funds. The State will provide Grantee notice of the lack of funding within a reasonable time of the State's receiving that notice.

    14.4. **Suspension.** The State may immediately suspend this Agreement in the event of a total or partial government shutdown due to its failure to pass an approved budget by the legal deadline. Work performed by Grantee during a period of suspension will be deemed unauthorized and undertaken at risk of non-payment.

15. **Fund Use Prohibited.** Grantee will not utilize any funds received pursuant to this Agreement to compensate, either directly or indirectly, any contractor, corporation, partnership, or business, however organized, which is disqualified or debarred from entering into or receiving a state contract. This restriction applies regardless of whether the disqualified or debarred party acts in the capacity of a general contractor, a subcontractor, or as an equipment or material supplier. This restriction does not prevent Grantee from utilizing these funds to pay any party who might be disqualified or debarred after Grantee has been awarded funds for the Project. For a list of disqualified or debarred vendors, see www.mmd.admin.state.mn.us/debarredreport.asp.

16. **Discrimination Prohibited by Minnesota Statutes §181.59**. Grantee will comply with the provisions of Minnesota Statutes §181.59 which requires that every agreement for or on behalf of the State, or any county, city, town, township, school, school district or any other district in the State, for materials, supplies or construction will contain provisions by which Grantee agrees that:

    16.1. In the hiring of common or skilled labor for the performance of any work under any agreement, or any sub-agreement, no contractor, material supplier, vendor, or other agent of Grantee will, by reason of race, creed or color, discriminate against the person or persons who are citizens of the United States or resident aliens who are qualified and available to perform the work to which the employment relates;

16.2. No contractor, material supplier, vendor, or other agent of Grantee will, in any manner, discriminate against, or intimidate, or prevent the employment of any person or persons identified herein, or on being hired, prevent or conspire to prevent, the person or persons from the performance of work under any agreement on account of race, creed or color;

16.3. A violation of this Section is a misdemeanor; and

16.4. Any subsequent violations of this Section may result in the termination of this Agreement and any sub-agreements by the State, or any county, city, town, township, school, school district or other entity or person authorized to enter into agreements for employment, and all money due, or to become due, under this Agreement or any sub-agreements may be forfeited.

17. **Limitation.** Under this Agreement, the State is only responsible for disbursing funds. Nothing in this Agreement will be construed to make the State a principal, co-principal, partner, or joint venturer with respect to the Project(s) covered herein. The State may provide technical advice and assistance as requested by Grantee; however, Grantee will remain responsible for providing direction to its contractors and consultants and for administering its agreements with such entities. Grantee's consultants and contractors are not intended to be third party beneficiaries of this Agreement.

THE REMAINDER OF THIS PAGE HAS BEEN LEFT INTENTIONALLY BLANK

STATE ENCUMBRANCE VERIFICATION

Individual certifies that funds have been encumbered as required by Minnesota Statutes §16A.15 and §16C.05.*

By:

SWIFT Contract (SC) ID No. _____

Purchase Order (PO) ID No. _____

*PO staged and to be encumbered with future State fiscal year funds.

GRANTEE

Grantee certifies that the appropriate persons have executed this Agreement on behalf of Grantee as required by applicable articles, bylaws, ordinances, or resolutions.

By: _____

Print Name: _____

Title: _____

Date: _____

By: _____

Print Name: _____

Title: _____

Date: _____

DEPARTMENT OF TRANSPORTATION
(with delegated authority)

By:

MnDOT CONTRACT MANAGEMENT

By:

City of WADENA
Something is happening here....

Legislative History
Agenda date: December 9, 2025
Action:
Vote:

Yes:	No:	Absent:

Resolution No. 2025-54
Designating the Annual City Elections Polling Place

Whereas, Minnesota Statute 204B.16 Subdivision 1 requires the governing body to adopt a resolution designating the annual polling place; and

Whereas, Minnesota Statute 204B.14 allows the City to designate one location for all City precincts.

Now Therefore be it Resolved, by the City Council that the Maslowski Wellness and Research Center at 17 5th St SW, Wadena, MN is designated as the City of Wadena's polling place for Precincts 1, 2, 3, and 4.

Adopted by the City Council of the City of Wadena, Minnesota this 9th day of December 2025.

_____
George Deiss, Mayor

_____
Kim Schroeder, City Administrator

(SEAL)

Legislative History
Agenda date: December 9, 2025
Action:
Vote:

Yes:	No:	Absent:

CITY OF WADENA, MINNESOTA

Resolution No. 2025-53
Confirming the Mayor's Appointment of Luca Moser to the Planning Commission

Whereas, Mayor Deiss has appointed Luca Moser to fill a vacant position, ending January 31,2026 and additionally extending to January 31, 2029.

Now Therefore, be it Resolved, that the Wadena City Council confirms the Mayor's appointment of Luca Moser to the Planning Commission, effective December 10, 2025.

Adopted by the City Council of the City of Wadena, Minnesota this 9th day of December 2025.

_____
George Deiss, Mayor

_____
Kim Schroeder, City Administrator

(SEAL)

Luca Moser

Software Engineer
lucarose.co

Email: wildtluca@gmail.com
Mobile: +1-720-469-1142

Experience

- **Foresee Medical** — San Diego, CA (Remote)
  Software Engineer — *September 2022 – Current*
  - **Machine Learning**: Led the modernization of the company's medical machine learning stack, engineering high-efficiency systems to collect, compare, and store information from 100,000+ documents a day
  - **Natural Language Processing**: Explored natural language capabilities in various stacks **(Java, Python, LLMs)** to modernize and augment legacy infrastructure, improving stability and reducing compute time
  - **Leadership**: Guided team to implement my new system architecture designs, led knowledge-sharing initiatives for the benefit of the company, supported colleagues in onboarding to ML/AI projects
  - **Leveraged knowledge in**: Java, Maven, Python 3, Jupyter, Bash, AWS, Docker, Github, CLAMP, LLMs
- **Sublytics** — Denver, CO
  Software Engineer — *July 2021 – September 2022*
  - **Architecture**: Designed and implemented modular configuration editor with internal and external connections
  - **Full-stack Development**: Developed, launched, and iterated upon customizable commercial storefront
  - **System Design**: Conceptualized and implemented scalable Content Management System (CMS) architecture
  - **Leveraged knowledge in**: Nuxt.js, Vue.js, Bootstrap; Next.js, React, Jest, MUI; PHP, Python, Bash
- **Woodridge Software** — Golden, CO
  Developer — *July 2019 – July 2020*
  - **Lead Development**: Coordinated team of 5, led frontend planning and development for new enterprise platform
  - **Full-stack Development**: Built custom frontend and backend software solutions for clients as a consultant
  - **Legacy Improvement**: Refactored existing codebases to improve functionality, stability, and code quality
  - **Leveraged knowledge in**: Python, Go, HTML, CSS/SCSS, Javascript/Typescript, React, Vue.js, Java, Kotlin
- **TruU, Inc.** — Denver, CO
  Software Engineering Intern — *Summer 2018*
  - **Architecture**: Launched new server with **C#** API infrastructure improve the company's security platform
  - **Development**: Updated legacy codebase, improving code quality and efficiency of **Python** backend

Education

- **Colorado School of Mines** — Golden, CO
  Bachelor of Science in Computer Science, cum laude — *Aug 2016 – May 2019*

Projects

- **Web Showcase**:
  - **grace-andersen.com**: Ideated on design and scaffolded personal website for artist using **React, Next.js**
  - **High Grade**: Collaborated with small team to update and maintain **Bootstrap** website for art magazine.
- **Quicksilver**: Community Interface Chatbot
  - **Natural Language**: Integrated **SpaCy** with text parsing models to process and respond to natural language
  - **Image Recognition**: Scanned and recognized keywords from images using **OpenCV** and **Google Vision** APIs
  - **Data Architecture**: Created community information database using **postgreSQL** with **Neo4j** visualization
- **Emotion**: Interfaced **Python** machine learning backend with **React** frontend to create interactive emotion visualizer.
- **User Identification through Machine Learning**: Implemented neural networks using **PyTorch** to classify users through keystroke biometrics. Automated data pre-processing. Coordinated with team using Agile development and Scrum techniques. Integrated machine learning code with **AWS** server to host neural networks in the cloud.
- **Explore Golden App**: Guided team of 4 in semester-long **Java Android** app development program. Led app planning, development, and design. Headed communication about timeline and responsibilities between team members.

Programming Skills

- **Languages**: Python, Javascript (es6+), HTML/CSS, Go, C#, Java, SQL **Skills**: Git, Linux, Agile, RegEx

Legislative History

Agenda date: December 9, 2025
Action: Adopted
Vote: Unanimous

Yes:	No:	Absent:
Deiss		
Harrison		
Lunde		
Miller		
Nelson		

CITY OF WADENA, MINNESOTA

Resolution No. 2025-56
Confirming the Mayor's Reappointment of Mike Pete
to the Park Advisory Board

Whereas, Mayor Deiss has reappointed Mike Pete to three-year terms, ending December 31, 2028.

Now therefore be it resolved, that the Wadena City Council confirms the Mayor's appointment of Mike Pete to the Park Advisory Board, effective January 1, 2026.

Adopted by the City Council of the City of Wadena, Minnesota this 9th day of December 2025.

_____
George Deiss, Mayor

_____
Kim Schroeder, City Administrator

(SEAL)

ACTION MEMORANDUM 25-72

Subject: Accept Wastewater Maintenance Worker, Dennis Reger Retirement
From: Dan Kovar, Public Works Director
Agenda Date: December 9, 2025

Action Request:
Accept Dennis Reger's retirement effective 11-19-2025.

Council Action: ☐ **Approved**
☐ **Defeated**
☐ **Amended:** _____

I Dennis Rego, is

Retiring 11-19-2025



ACTION MEMORANDUM 25-73

Subject: Accept Utility Billing/Energy Coordinator, Jayne Koranda Retirement
From: Dave Evans, Utilities Director
Agenda Date: December 9, 2025

Action Request:
Accept Jayne Koranda's retirement effective 3-13-2026.

Council Action: ☐ **Approved**
☐ **Defeated**
☐ **Amended:** _____

Jayne M. Koranda
39050 610th Ave
Bluffton, MN 56518

December 3, 2025

David Evans
Utility Superintendent
Wadena Utilities
1200 Sunnybrook Rd
Wadena, MN 56482

David,

Please accept this letter of resignation effective March 13, 2026, as I will be retiring and pursuing other opportunities.

Thank you for my time at Wadena Utilities. I have enjoyed working with you and your staff.

Respectfully,

Jayne Koranda

Jayne Koranda

ACTION MEMORANDUM 25-74

Subject: Approve Firefighter Darin Lorentz to Reserve Firefighter
From: Cody Yglesias, Fire Chief
Agenda Date: December 9, 2025

Background Information:
Darin Lorentz was employed by the department with 20 years' experience.

Action Request:
Approve firefighter Darin Lorentz to reserve firefighter.

Council Action: ☐ **Approved**
☐ **Defeated**
☐ **Amended:** _____

Kim Schroeder

From: Fire Chief
Sent: Thursday, December 4, 2025 9:14 AM
To: Kim Schroeder
Subject: Darin Lorentz

As we discussed yesterday, I would like to recommend Darin Lorentz move to reserve firefighter effective 12/10/2025. Darin has over 20 years and would be great to keep on the reserve.

Thanks,
Cody Yglesias
Wadena Fire Chief
218-639-4218
firechief@wadena.org

ACTION MEMORANDUM 25-75

Subject: Approve 2026 Liquor, Wine, & Beer Licenses
From: Kim Schroeder, City Administrator
Agenda Date: December 9, 2025

Background Information:
The following businesses have submitted their application for Liquor licenses.

- Top Step LLC
- Wadena Bowling Lanes, Inc
- Sonny Bar and Restaurant, LLC
- Oma's Bread, LLC
- Drastic Measures Brewing, LLC
- El Mariachi Authentic Mexican Restaurant
- VFW 3922 Elmer Goche Post
- Highway 10 Billiards & Pub
- Wadena Elks
- The Uptown
- Whitetail Run Golf Course
- Wadena Liquor Store

Action Requested:
Approve license contingent on receiving all fees, documentation, and successful background check.

Council Action: ☐ **Approved**
☐ **Defeated**
☐ **Amended:** _____

ACTION MEMORANDUM 25-76

Subject: Approve 2026 3.2 Beer Licenses
From: Kim Schroeder, City Administrator
Agenda Date: December 9, 2025

Background Information:
The following businesses have submitted their application for Beer licenses.

- Pizza Hut-Comes Investments
- Walmart
- Super One Foods – Miner's Inc
- Holiday Station Stores

Action Requested:
Approve of license contingent on receiving all fees, documentation, and successful background check.

Council Action: ☐ **Approved**
☐ **Defeated**
☐ **Amended:** _____

ACTION MEMORANDUM 25-77

Subject: Approve 2026 Tobacco Licenses
From: Kim Schroeder, City Administrator
Agenda Date: December 9, 2025

Background Information:
The following businesses have submitted their application for Tobacco licenses.

- King Tobacco Wadena Inc
- Casey's General Store
- John's Car Care
- Walmart
- Super One Foods – Miner's Inc
- Holiday Station Stores
- Highway 10 Billiards and Pub
- Wadena Municipal Liquor Store #2-Wadena Golf Course

Action Requested:
Approve license contingent on receiving all fees, documentation, and successful background check.

Council Action: ☐ **Approved**
☐ **Defeated**
☐ **Amended:** _____

ACTION MEMORANDUM 25-78

Subject: Approve 2026 Cannabis Licenses
From: Kim Schroeder, City Administrator
Agenda Date: December 9, 2025

Background Information:
The following businesses have submitted an application for Low-Potency Retail Cannabis license.

- Erica's House of Wellness

The following businesses have submitted an application for High-Potency Retail Cannabis license.

- Serenity Dispensary

Action Requested:
Approve license contingent on receiving all fees, documentation, and successful background check.

Council Action: ☐ **Approved**
☐ **Defeated**
☐ **Amended:** _____

ACTION MEMORANDUM 25-79

Subject: Approve 2026 Tattoo Licenses
From: Kim Schroeder, City Administrator
Agenda Date: December 9, 2025

Background Information:
The following businesses have submitted their application for Tattoo licenses.

- Bryniarski Tattoo – Jami Bryniarski
- Downtown Ink – Jessica Hall

Action Requested:
Approve license contingent on receiving all fees, documentation, and successful background check.

Council Action: ☐ **Approved**
☐ **Defeated**
☐ **Amended:** _____

ACTION MEMORANDUM 25-80

Subject: Approve 2026 Massage Licenses
From: Kim Schroeder, City Administrator
Agenda Date: December 9, 2025

Background Information:
The following businesses have submitted their application for Massage licenses.

- Balanced by Melissa – Melissa Larson
- Central Massage LLC – Keara Kern
- Comfort Corner Massage – Michelle Krotzer
- Comfort Corner Massage – Kylee Wright
- Glamour Salon – Kaylee Baker
- Joy's Massage – Charity Crosby
- Raindrop Relaxation – Kristen Betts
- Rejuvenating Massage – Missy Ament
- Rejuvenating Massage – Nikki Dykhoff
- Savanna Schoon C.M.T

Action Requested:
Approve license contingent on receiving all fees, documentation, and successful background check.

Council Action: ☐ **Approved**
☐ **Defeated**
☐ **Amended:** _____

ACTION MEMORANDUM 25-81

Subject: Approve 2026 Kennel Licenses
From: Kim Schroeder, City Administrator
Agenda Date: December 9, 2025

Background Information:
The following businesses have submitted their application for Kennel licenses.

- Wadena County Humane Society

Action Requested:
Approve license contingent on receiving all fees, documentation, and successful background check.

Council Action: ☐ **Approved**
☐ **Defeated**
☐ **Amended:** _____

ACTION MEMORANDUM 25-82

Subject: Approve 2026 Refuse Licenses
From: Kim Schroeder, City Administrator
Agenda Date: December 9, 2025

Background Information:
The following businesses have submitted their application for Refuse licenses.

- Long Prairie Sanitation
- Waste Management of MN Inc
- Five Star Disposal
- G & T Sanitation
- Wadena Iron & Metal

Action Requested:
Approve license contingent on receiving all fees, documentation, and successful background check.

Council Action: ☐ **Approved**
☐ **Defeated**
☐ **Amended:** _____

ACTION MEMORANDUM 25-83

Subject: Approve 2026 Commercial Salvage Licenses
From: Kim Schroeder, City Administrator
Agenda Date: December 9, 2025

Background Information:
The following businesses have submitted their renewal application for Commercial Salvage licenses.

- Wadena Iron & Metal

Action Requested:
Approve renewal of license contingent on receiving all fees, documentation, and successful background check.

Council Action: ☐ **Approved**
☐ **Defeated**
☐ **Amended:** _____

ACTION MEMORANDUM 25-84

Subject: Approve 2026 Taxicab License
From: Kim Schroeder, City Administrator
Agenda Date: December 9, 2025

Background Information:
The following businesses have submitted their application for Taxicab licenses.

- Rideway LLC - Edward & Amber Ure

Action Requested:
Approve license contingent on receiving all fees, documentation, and successful background check.

Council Action: ☐ **Approved**
☐ **Defeated**
☐ **Amended:** _____

CITY OF WADENA, MINNESOTA

Truth-in-Taxation and 2026 Budget Presentation

December 9, 2025
City Council Meeting

BUDGET PROCESS

- Council Establishes Annual Budget Goals and Objectives
- Staff Prepares Proposed Budgets
- Budget Discussions at Council Work Sessions
- Preliminary Tax Levy & Budget -Approved Annually in September
- Continue Budget Review
- Final Budget Adoption -Approved Annually in December

TRUTH IN TAXATION PUBLIC MEETING

Purpose:

- General Fund Budget
- Discussion of General Fund Levy for Taxes Payable in 2026
- Public Input

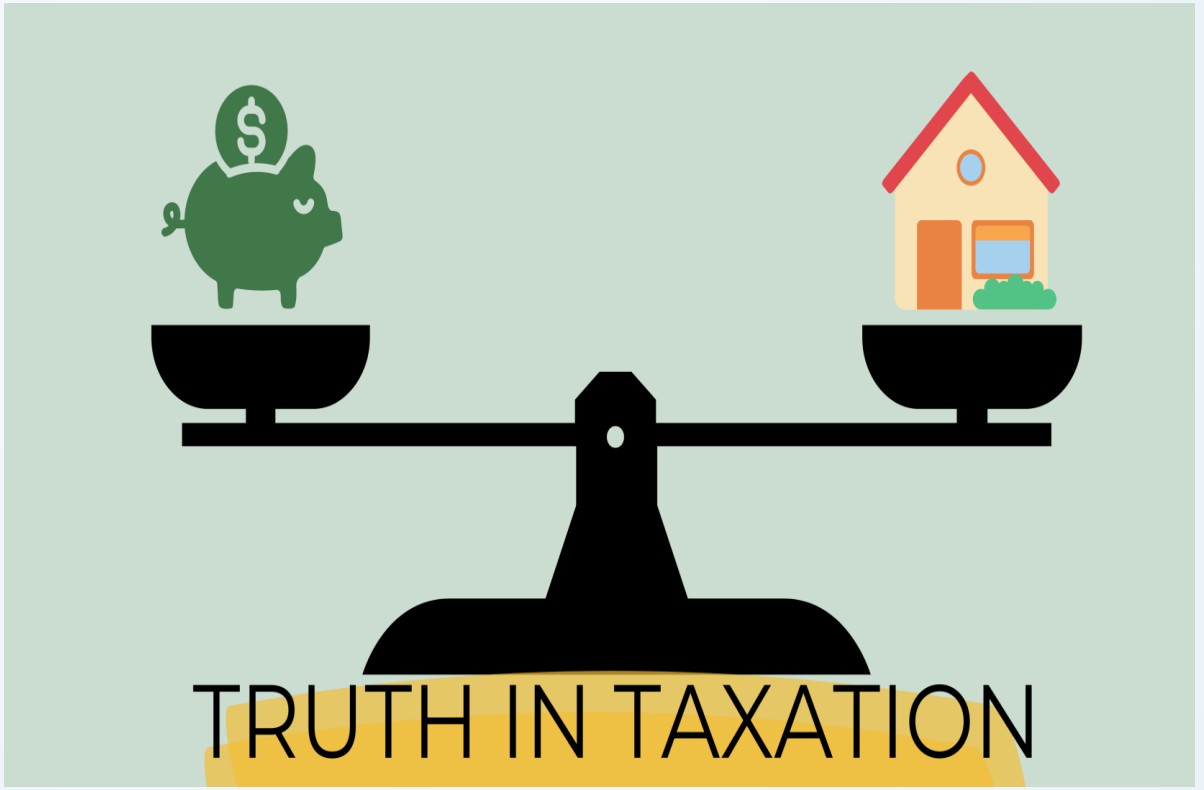

Public Hearing

Required by MN Statute 275.065

GENERAL FUND BUDGET – REVENUES BY SOURCE

Local Property Taxes Account for Approx. 20.9% of the 2026 Budgeted General Fund Revenue

Revenues	2025 Budget	2026 Budget	Difference
Local Government Aid	$2,136,395	$2,141,915	$5,520
Taxes	$472,094	$418,640	($53,454)
Licenses and Permits	$39,450	$41,450	$2,000
Intergovernmental	$173,243	$247,684	$74,441
Charges for Services	$222,150	$264,725	$42,575
Fines and Forfeitures	$24,500	$26,000	$1,500
Interest Earnings	$231,700	$303,200	$71,500
Transfers from Other Funds	$445,225	$445,000	($225)
Transfers In	$100,000	$125,000	$25,000
Local Operations Levy	**$487,340**	**$534,772**	**$47,432**
Total	**$4,332,097**	**$4,548,386**	**$216,289**

What Does the City Levy Pay For?

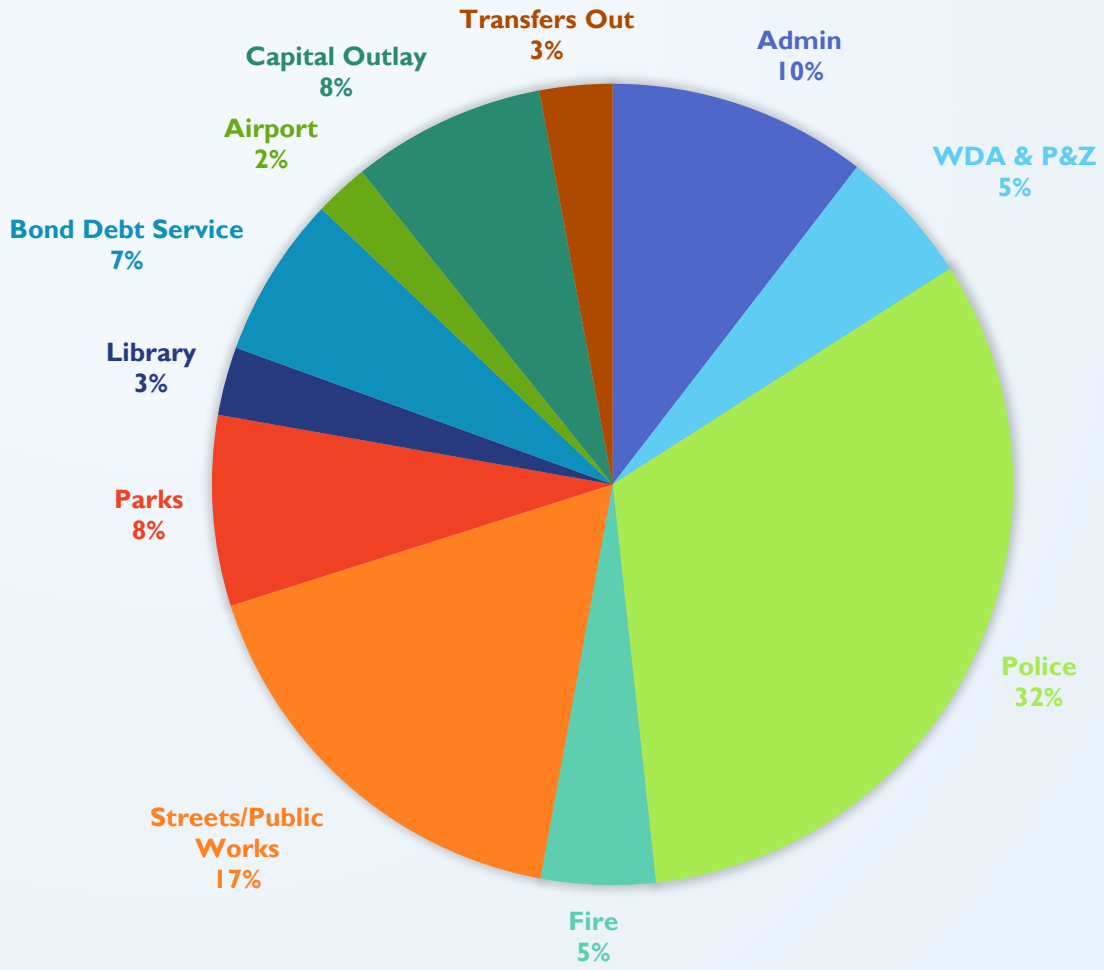

GENERAL FUND BUDGET – EXPENSES BY SOURCE

What Do Taxes Pay for?
By Department

Revenues	2025 Budget	2026 Budget	Difference
General Government	$896,653	$917,225	$20,572
Planning & Zoning	$118,110	$115,737	($2,373)
Public Safety	$1,540,077	$1,674,691	$134,614
Public Works	$752,399	$780,625	$28,226
Parks & Recreation	$340,280	$348,175	$7,895
Library	$121,840	$125,074	$3,234
Airport	$97,395	$98,950	$1,555
Development Authority	$126,410	$133,409	$6,999
Capital Outlay	$338,933	$354,500	$15,567
Total	**$4,332,097**	**$4,548,386**	**$216,289**

PROPERTY TAXES AND VALUATIONS

- City property taxes are determined by the City's levy.
- City of Wadena levy consists of a General Levy, and Debt Service Levies to service bonds issued for the street portion of utility improvement projects.
- Wadena County is responsible for your property valuations
  - Valuation notices sent annually in March
  - City holds Local Board of Review meeting annually in April
  - Property owners may contact Wadena County in advance and/or attend meeting to contest valuation
  - It is at the discretion of the City Council to adjust valuations

NEXT STEPS

City Council to Accept Public Input

Consideration of Resolutions

Setting the Final Levy for Payable 2026

Adopting the 2026 Budget

CITY OF WADENA, MINNESOTA

The approved 2026 budget will be available on the City's website:
www.wadena.org

Hard copies may be obtained at City Hall
during regular business hours.

Wadena City Hall: 222 2nd Street SE, Wadena, MN 56482
Phone: 218-631-7707

Legislative History

First Reading:	November 12, 2025
Second Reading:	December 9, 2025
Publication Date:	December 18, 2025
Action:	
Vote:	

Yes:	No:	Absent:

ORDINANCE NO. 257, 3rd Series
ADOPTING THE CITY OF WADENA 2026 FEE SCHEDULE

Purpose. Minnesota Statute requires some fees to be enacted by an ordinance of the city council. Adoption of Ordinance No. 257, 3rd Series complies with this requirement.

The City Council of the City of Wadena Minnesota ordains:

Section 1. The attached 2026 Fee Schedule is adopted after due publication.

Section 2. Effective date. The effective date of this ordinance is January 1, 2026.

Adopted by the City Council of the City of Wadena, Minnesota this 9th day of December 2025.

_____
George Deiss, Mayor

_____
Kim Schroeder, City Administrator

City of WADENA

Something is happening here....

2026 Fee Schedule

Table of Contents

Administrative Office ..... Page 2
Alcoholic Beverages & Cannabis – Licenses and Permits ..... Page 2
Licenses and Permits ..... Page 3
Contractor Charges ..... Page 3
Fire Department ..... Page 3
Leases ..... Page 4
Airport ..... Page 4
Maslowski Wellness and Research Center ..... Page 4
Planning and Zoning Department ..... Page 6
Police Department ..... Page 8
Public Works Department ..... Page 8
Sunnybrook Campground ..... Page 10
Parks ..... Page 10
Utilities ..... Page 10
Utility Department ..... Page 14
Whitetail Run Golf Course ..... Page 15

DRAFT

Administrative Office		
Accounts Receivable Late Charges (per month)		1.5%
Lease Building Maintenance Fees (HRA – per office)	$	300.00
City Address Listing	$	50.00
City Council Chambers Rental		
Half day rental	$	25.00
Full day rental	$	50.00
Copies		
8 ½ x 11, one-sided (per page)	$	.25
8 ½ x 11, two-sided (per page)	$	.25
8 ½ x 14, one-sided (per page)	$	.30
8 ½ x 14, two-sided (per page)	$	.30
Facsimile		
Incoming (per page)	$	.50
Outgoing (per page - $2.00 minimum)	$	1.00
Public Information Request Copies (per page)	$	.25
Returned Check Fees (all City departments – per check)	$	30.00
Special Assessment Research for Title Companies (per property)	$	40.00
Special Assessment, Unpaid Utility and Account Receivable Certification to Taxes Administration Fee	$	50.00
Credit/Debit Card Fees to Customer		Up to 3.5%

Alcoholic Beverages & Cannabis – Licenses and Permits		
Alcoholic Beverage License		
On-sale intoxicating liquor license (per year)	$	2,500.00
On-sale intoxicating liquor club license (per year*)	$	500.00
Temporary on-sale intoxicating license (1 to 4 days) (per day)	$	75.00
Sunday on-sale intoxicating liquor license (per year)	$	200.00
On-sale wine license (per year)	$	250.00
Off-sale 3.2 percent malt liquor (beer) license (per year)	$	240.00
On-sale 3.2 percent malt liquor (beer) license (per year)	$	200.00
On and off-sale 3.2 percent malt liquor (beer) license (per year)	$	250.00
Temporary on-sale 3.2 percent malt liquor (beer) license (per year)	$	75.00
On-sale malt liquor (beer) license	$	200.00
Off-sale brew pub license (per year)	$	400.00
Off-sale brew pub ("small brewer") license (per year)	$	400.00
On-sale brew pub license (per year)	$	400.00
On-sale brewer tap room license (per year)	$	400.00
Off-sale micro distillery license (per year)	$	400.00
On-sale micro distillery license (aka cocktail room) (per year)	$	400.00
Alcoholic Beverage Permit		
Consumption-and-display permit (per year)	$	40.00
Temporary one-day consumption-and-display permit (per day)	$	25.00
Caterer's permit	$	300.00
*Includes three temporary licenses and 12 on-premises Sundays. Note: these require prior city council approval.		
Cannabis Business License	$	500.00

DRAFT

Retail Low Potency Only Cannabis (initial fee)	$	125.00
Cannabis licenses below – fee for all registration renewals after initial	$	1,000.00
Retail Cannabis (initial fee)	$	500.00
Cultivator/Endorsement (initial fee)	$	500.00
Medical Cannabis Combination (initial fee)	$	500.00
Manufacturer, Wholesale, Testing Facility (initial fee)	$	500.00
Transport, Delivery (initial fee)	$	250.00

Licenses and Permits		
Auction Permit (per auction)	$	30.00
Bonfire Permit	$	30.00
Cigarette License (per year)	$	75.00
Commercial Refuse Hauling (per year)	$	40.00
Exotic Animal License (two-year license)	$	40.00
Going out of Business Sale (per sale)	$	40.00
House Moving Permit (per building)	$	40.00
Kennel License (per year)	$	40.00
Massage Licenses		
Massage License Investigation Fee (one-time fee)	$	30.00
Massage License (per year)	$	40.00
Mobile Food Unit License		
Annual	$	200.00
1-Day to 4-Day Temporary (each)	$	50.00
Pawn Broker License (per year)	$	60.00
Peddlers and Transient Merchant License		
Three-day (consecutive)	$	50.00
Four plus day ($50 plus per day rate)	$	10.00
Recycling License (per year)	$	40.00
Special Use Vehicle License (per year)	$	40.00
Tattoo Licenses		
Tattoo License Investigation Fee (one-time fee)	$	30.00
Tattoo License (per year)	$	40.00
Taxi Operators License (per year)	$	40.00

Contractor Charges		
Advance Warning Signs (each - per day)	$	10.00
Barricades		
Type I (each - per day)	$	7.50
Type III (each - per day)	$	10.00
Flashers (each - per day)	$	5.00
No Parking Signs (each - per day)	$	5.00
Traffic Cones (each - per day)	$	1.00
Note: fee may be waived for charity, special events, or in exchange for services.		

DRAFT

Fire Department		
Copies of Reports (per page) + Postage	$	.25
Foam		
Per Stick	$	35.00
Per Pail	$	150.00
Emergency Calls		
Firefighter hours will be billed directly from the roll call list in one-hour increments and billed at the annually council approved hourly rate plus:		
First half-hour or part of half-hour		No charge
Half-hour up to 1 hour	$	250.00
Rate per hour after the first hour, no maximum	$	500.00
Yearly false fire alarm fees/nuisance		
3 or more occurrences (each time)	$	500.00
Pool Water		
Haul load of water in city limits (per load)	$	100.00
Haul load of water outside of city limits (per load, 2-mile radius)	$	175.00
Todd-Wadena Association Mutual Aid Agreement	$	No charge
Township Standby Fire Contracts (Formula based annually, see Fire Contracts)		

Leases		
Land Lease		
Highway 71 Billboards (per year)	$	600.00
Olmstead Pasture Ground (per year)	$	200.00
Highway Maintenance Agreement – per State/County Formula		
Dish Rental (per year)	$	850.00

Airport		
Ground Lease		
40-foot-deep lot (per front foot, per year)	$	4.50
50-foot-deep lot (per front foot, per year)	$	5.00
T-Hangar Lease		
42-foot door (per month)	$	135.00
45-foot door (per month)	$	150.00
Main Hangar Lease		
Daily (per day, plus 75% of monthly utilities)	$	30.00
Monthly (plus 75% of monthly utilities)	$	500.00
Meeting Room		
½ Day	$	25.00
Full Day	$	50.00

Maslowski Wellness and Research Center		
Memberships		
ACH Memberships have no expiration		
Administrative Fee on any new or expired membership	$	20.00
24/7 Access card	$	20.00

DRAFT

Replacement card of any type						$ 20.00
	Family	Adult Single	Adult Couple	Student (Age 4-18)	Senior Single (60+)	Senior Couple (60+)
One-month trial	$88.00	$68.00	$79.00	$52.00	$54.00	$74.00
Three months	$258.00	$196.00	$242.00	$159.00	$146.00	$200.00
12 months	$746.00	$560.00	$680.00	$412.00	$516.00	$572.00
ACH monthly	$66.00	$48.00	$58.00	$40.00	$45.00	$52.00
Daily Fee		$8.00		$5.00	$7.00	
Punch Card		$72.00		$45.00	$63.00	
M-State Full-Time Student (per school year)						$ 350.00
Military Rate (active or past service)						
Daily rate - $1.00 off						
Punch card rate - $5.00 off						
Membership rate – 10% off						
Corporate Membership – Minimum of 5 employees to qualify						
Each employee receives 10% off 12-month membership paid by ACH						
Each employee receives 15% off 12-month membership paid in full						
Lockers						
Large (yearly)						$ 125.00
Small (yearly)						$ 60.00
Room/Space Rental						
Full facility (includes courts, pool area, party room, meeting rooms B & C. Does not include the fitness area)						
Member rented (per hour plus $100 damage deposit)						$ 275.00
Non-member rented (per hour plus $100 damage deposit)						$ 300.00
Meeting room						
Member rate (per hour plus $50 damage deposit)						$ 50.00
Non-member rate (per hour plus $50 damage deposit)						$ 55.00
Multi-purpose gym						
Hourly rental–member rented (per hour, plus $50 damage deposit)						$ 50.00
Half-day rental (plus $100 damage deposit)						$ 400.00
Full-day rental (plus $100 damage deposit)						$ 550.00
Non-profit group room discount						25%
Special Events**						
½ Day up to 12 hours (non-alcohol) *Plus 100.00 cleaning fee						$ 600.00
Full Day 12+ hours (non-alcohol) *Plus 100.00 cleaning fee						$ 1,000.00
Full Day 12+ hours (alcohol) *Plus 250.00 cleaning fee						$ 1,500.00
Party room						
Member rented with pool (per hour, plus $50 damage deposit. Up to 15 swimmers, additional swimmers are $4.00 each)						$ 70.00
Non-member rented with pool (per hour, plus $50 damage deposit. Up to 15 swimmers, additional swimmers are $4.00 each)						$ 75.00
Pool Rental (includes lap pool, recreation pool and spa)						
Member rented (per hour)						$ 75.00
Non-member rented (per hour)						$ 80.00
Projector rental with room rental (per day)						$ 20.00
Room setup and take down (not mandatory but available)						

DRAFT

Up to 50 attendees	$	25.00
Up to 100 attendees	$	50.00
Up to 200 attendees	$	75.00
More than 200 attendees	$	100.00
Wall advertising lease (per year)	$	1,500.00
Scoreboard advertising lease (per year)	$	300.00
Swim Lessons		
Group lessons		
Member	$	60.00
Non-member	$	65.00
Private lessons		
Member	$	75.00
Non-member	$	80.00

Planning and Zoning Department		
Building Permits		
Residential		
Additions – over $25,000	$	150.00
Additions – under $25,000	$	125.00
Decks	$	75.00
Fences	$	100.00
Garages and Utility Buildings – unattached	$	150.00
New Dwelling	$	325.00
Penalty after construction has started	$	200.00
Storage Sheds – under 200 square feet	$	75.00
Commercial/Industrial		
Accessory Buildings – over 1,000 square feet	$	175.00
Accessory Buildings – under 1,000 square feet	$	150.00
Additions and Remodeling – over $100,000	$	300.00
Additions and Remodeling – $21,000 - $99,000	$	250.00
Additions and Remodeling – under $20,000	$	200.00
Awnings, Decks, Porches, Attachments	$	125.00
Fences	$	125.00
New Construction – under $100,000	$	300.00
New Construction - $100,000 - $499,999	$	400.00
New Construction - $500,000 - $999,999	$	750.00
New Construction – over $1,000,000	$	1,500.00
Penalty after construction has started	$	200.00
Obstruction and Excavating Permits		
Additional Excavation (paved area)	$	30.00
Additional Excavation (unpaved area)	$	20.00
Minimum Permit Fee – new installation	$	100.00
Obstruction Permit	$	75.00
Telcom Tower	$	200.00
Refundable Deposit for Excavation Permits (minimum amount)	$	250.00
Penalty After Construction Has Started	$	200.00
Registration	$	25.00

DRAFT

Sidewalk Removal Fee	$	50.00
Underground Utility/Telecom Installation – Directional Boring (minimum, covers service drop less than 30 days – 100 LF)	$	15.00
Underground Utility/Telecom Installation – Tunneling (minimum, covers service drop less than 30 days – 100 LF)	$	15.00
Underground Utility/Telecom Installation – Open Trenching (minimum, covers service drop less than 30 days – 100 LF)	$	17.50
Underground Utility/Telecom Installation – Plowing (minimum, covers service drop less than 30 days – 100 LF)	$	17.50
Water and Sewer – repair or replacement	$	50.00
Conditional Use Permit	$	350.00
Conditional Use Permit – County filing fee for approved permit	$	46.00
Rezone	$	350.00
Street Vacation	$	350.00
Variance	$	350.00
Corner Stake Location (per hr, one hr minimum–no accuracy guarantee)	$	50.00
Maps		
Cad Map – paper copy (per sheet)	$	10.00
City Map – small format	$	5.00
City Map – large format copies and printing (per sheet)	$	10.00
Sign Permits		
One Sign	$	75.00
Two or more Signs	$	125.00
Subdivision Platting	$	500.00
County filing fee for approved action	$	46.00
Subdivision Regulations	$	15.00
Zoning Regulations	$	20.00
Demolition Permit	$	50.00

Police Department		
Copies of police records		
Digital photos (per page, four pictures per page)	$	2.00
Single page – up to 100 (per page)	$	.25
Double sided – up to 100 (per page)	$	.50
More than 100 pages (per page, plus actual labor. Written request required. MN 13.03)		
CDs (each)	$	5.00
VHS or DVD (each)	$	50.00
Dog impoundment fees (per day, five days maximum)	$	13.00
Motor vehicle storage, daily fee the first 7 days	$	10.00
Motor vehicle storage, daily fee following the first 7 days	$	1.00
Notary Fee	$	2.00
Opening locked cars (per event)	$	25.00
Parking Fine (per violation)	$	30.00
Police officer private pay for special event (per hour)	$	100.00

DRAFT

Public Works Department		
Equipment Rates with Operator		
Skid steer/utility loader (per hour)	$	116.00
Big front-end loader (per hour)	$	133.00
Front-end loader with snow blower	$	224.00
Small front-end loader (per hour)	$	133.00
Tractor (per hour)	$	91.00
Motor grader (per hour)	$	205.00
Motor grader with wing (per hour)	$	221.00
Pickup (per hour)	$	4.00
Pickup – 4x4 with plow (per hour)	$	80.00
Street sweeper (per hour)	$	224.00
Trucks – one ton (per hour)	$	78.00
Trucks – tandem axel without plow (per hour)	$	112.00
Trucks – tandem axel with plow (per hour)	$	138.00
Services Offered		
Blacktop patching – equipment, time, labor	$	Actual cost
Blacktop roller (per hour)	$	102.00
Ice cutting with motor grader (per hour)	$	252.00
Impound storage fees (per month, per vehicle)	$	12.00
Mowing – minimum (plus damages)	$	70.00
Mowing – after first hour (per half hour plus damages)	$	40.00
Salt and sand – customer pick up (per yard)	$	32.00
Salt and sand for lots (per yard)	$	46.00
Salt and sand for lots – in and out	$	32.00
Septic hauler dumping (sample required)		
Per 2,000-gallon load, regular business hours, $40 minimum	$	46.00
Per 2,000-gallon load, off hours, $80 minimum	$	94.00
Porta potty dumping (billed at actual gallons – per 1,000 gallons)	$	25.00
Sewer jetter with vac all (two-person crew) (plus $1.40 per mile)	$	183.00
Sidewalk snow removal (minimum)	$	40.00
Sludge truck (per hour)	$	95.00
Snow hauling		
Tandem axle, loader loaded (per load)	$	49.00
Tandem axle, blower loaded (per load)	$	80.00
Steamer		
Two-person crew, per regular business hour	$	106.00
Two-person crew, per off hour	$	143.00
Water truck – per hour plus water charges of $5 per 1,000 gallons with a $25 minimum	$	78.00
3” Water Pump with man (per hour)	$	66.00
4” Water Pump with man (per hour)	$	71.00

Sunnybrook Campground		
Camping fees		
Tents (per night)	$	21.00
Full hookups (per night)	$	39.00

DRAFT

Full hookups (per week)	$	200.00
Full hookups (monthly)	$	673.00
Reservations (one night minimum) Deposit to hold	$	
Cozy Cabin (per night)	$	41.00
A-Frame Cabin (per night)	$	64.00
Camper water tank fill (per fill)	$	5.00
Dump station (per dump)	$	5.00
Showers	$	2.00
Military/Veteran discount (must show ID)		
Per night	$	5.00
Per week	$	10.00

Parks		
Adult Softball Team Registration	$	178.00
Adult Church League Team Registration	$	87.00
Memorial Tree Lane Plaque	$	32.00
Softball Complex Rental (for profit groups) (per event)	$	105.00
Shelters	$	Donation

Utilities		
Electricity Rates		
Residential Rates		
Service charge (per month, plus tax)	$	16.40
All kWh (June – August) (per kWh, plus tax)	$	.102
All kWh (September) (per kWh, plus tax)	$	.092
First 1,000 kWh per month (October – May) (per kWh, plus tax)	$	.092
Over 1,000 kWh per month (October – May) (per kWh, plus tax)	$	.077
Commercial Rates		
Single phase service charge (per month, plus tax)	$	22.50
Three phase service charge (per month, plus tax)	$	34.00
All kW demand (June – August) (per kWh, plus tax)	$	.103
All kW demand (September – May) (per kWh, plus tax)	$	.091
Large Power		
Service charge (per month, plus tax)	$	56.00
All kW demand (June – August) (per kWh, plus tax)	$	17.65
All kW demand (September – May) (per kWh, plus tax)	$	14.40
All kWh usage per month (per kWh, plus tax)	$	.045
Off Peak Heat Service Charge	$	5.75
All load control service charge (per month, per kWh, plus tax)	$	.051
Electric Service Disconnect/Dispatch Fees		
Single phase – during regular business hours (Monday – Friday, 8 am – 4:30 pm)	$	30.00
Three phase – during regular business hours (Monday – Friday, 8 am – 4:30 pm)	$	75.00
Disconnection other than at the meter – single phase, during regular business hours (Monday – Friday, 8 am – 4:30 pm)	$	100.00
Cut Meter Seal	$	30.00

Water Rates All rates include 300 cubic foot minimum (all commercial water is taxable)		
Service Charges and Rates (per 100 cubic feet) (per month)		
Initial Water Service Fees:		
¾" Meter	$	250.00
1" Meter	$	350.00
1 ¼" Meter	$	600.00
1 ½" Meter	$	725.00
2" and Larger	$	Quote
Commercial Water Service Connection Fee	$	400.00
Service Charge - .75" – 1" meter	$	14.50
.75" – 1" meter – first 750 cubic feet	$	2.80
.75" – 1" meter – over 750 cubic feet	$	2.95
.75" – 1" meter – over 750 cubic feet (Summer)	$	3.10
Service Charge - 1.25" – 1.5" meter	$	20.65
1.25" – 1.5" meter – first 7,500 cubic	$	2.80
1.25" – 1.5" meter – over 7,500 cubic feet	$	2.95
1.25" – 1.5" meter – over 7,500 cubic feet (Summer)	$	3.10
Service Charge – 2" meter	$	26.80
2" meter – first 15,000 cubic feet	$	2.80
2" meter – over 15,000 cubic feet	$	2.95
2" meter – over 15,000 cubic feet (Summer)	$	3.10
Service Charge – 3" meter	$	39.00
3" meter – first 20,000 cubic feet	$	2.80
3" meter – over 20,000 cubic feet	$	2.95
3" meter – over 20,000 cubic feet (Summer)	$	3.10
Service Charge – 4" meter	$	44.25
4" meter – first 30,000 cubic feet	$	2.80
4" meter – over 30,000 cubic feet	$	2.95
4" meter – over 30,000 cubic feet (Summer)	$	3.10
Water Service Disconnect (per disconnection)	$	80.00
Sewer Rates All rates include 300 cubic foot minimum (all commercial sewer is taxable)		
Service Charges and Rates (per 100 cubic feet) (per month)		
Residential Sewer Service Connection Fee	$	205.00
Commercial Sewer Service Connection Fee	$	410.00
Service Charge - .75" – 1" meter	$	16.95
.75" – 1" meter – first 750 cubic feet	$	6.15
.75" – 1" meter – over 750 cubic feet	$	6.25
.75" – 1" meter – first 750 cubic feet – Food Service Business	$	6.45
.75" – 1" meter – over 750 cubic feet – Food Service Business	$	6.55
Service Charge - 1.25" – 1.5" meter	$	22.20
1.25" – 1.5" meter – first 7,500 cubic	$	6.15
1.25" – 1.5" meter – over 7,500 cubic feet	$	6.25
1.25" – 1.5" meter – first 7,500 cubic feet – Food Service Business	$	6.45
1.25" – 1.5" meter – over 7,500 cubic feet – Food Service Business	$	6.55
Service Charge – 2" meter	$	27.50
2" meter – first 15,000 cubic feet	$	6.15

DRAFT

2″ meter – over 15,000 cubic feet	$	6.25
2″ meter – first 15,000 cubic feet – Food Service Business	$	6.45
2″ meter – over 15,000 cubic feet – Food Service Business	$	6.55
Service Charge – 3″ meter	$	33.85
3″ meter – first 20,000 cubic feet	$	6.15
3″ meter – over 20,000 cubic feet	$	6.25
3″ meter – first 20,000 cubic feet – Food Service Business	$	6.45
3″ meter – over 20,000 cubic feet – Food Service Business	$	6.55
Service Charge – 4″ meter	$	39.10
4″ meter – first 30,000 cubic feet	$	6.15
4″ meter – over 30,000 cubic feet	$	6.25
4″ meter – first 30,000 cubic feet – Food Service Business	$	6.45
4″ meter – over 30,000 cubic feet – Food Service Business	$	6.55
Fixed sewer – not on city water (per month)	$	62.65
Inaccessible Meter Estimate (after two months)	$	15.40
Cut Meter Seal Fee	$	10.25

Utility Department		
Electric		
Cable Puller (per hour plus operator cost)		
Utility customer	$	60.00
Non-utility customer	$	120.00
Hole Hog (per foot plus operator cost)		
Utility customer	$	15.00
Non-utility customer	$	30.00
Pickup (per hour plus operator cost)		
Utility customer	$	30.00
Non-utility customer	$	60.00
Pole Rental Fee to Other Utilities and Entities (per pole) Bare Pole	$	20.00
Security Lights (per month)		
Customer Supplies Power		
100 W HPS or 42 W LED	$	3.40
150 W HPS or 57 W LED	$	4.70
City Supplies Power		
100 W HPS or 42 W LED	$	6.60
150 W HPS or 57 W LED	$	8.30
Security Light Installation		
100 W LED Kit	$	265.00
150 W LED Kit	$	285.00
Truck Rental		
Bucket Truck (Vehicle #26) (per hour plus operator costs)		
Utility customer	$	90.00
Non-utility customer	$	180.00
Bucket Truck (Vehicle #28) (per hour plus operator costs)		
Utility customer	$	110.00
Non-utility customer	$	220.00

DRAFT

Digger Truck (Vehicle #25) (per hour plus operator costs)		
Utility customer	$	100.00
Non-utility customer	$	200.00
Vacuum Excavator/Chipper/Cable Puller (per hour plus operator costs)		
Utility customer	$	60.00
Non-utility customer	$	120.00
Trencher/Plow/Skid Loader		
Utility customer	$	70.00
Non-utility customer	$	140.00
Used Poles	$	45.00
New residential UG service (up to 100')	$	450.00
Additional cost per foot over 100'	$	5.00
Temp Construction Power	$	100.00
Water		
Materials – billed at actual cost		
Bulk Water Load (per 1,000 gallons, $25 minimum)	$	5.80
Fire Protection – Monthly Service Charge (per connection)	$	8.25
Meter Couplings		
¾" meter coupling (each)	$	20.00
1" meter coupling (each)	$	40.00
Private Hydrant Maintenance Fee (per year)	$	40.00
Thaw Jobs		
Regular working hours		
First hour, one hour minimum (per job)	$	175.00
Each additional half hour (per job)	$	75.00
After regular working hours		
First hour, one hour minimum (per job)	$	250.00
Each additional half hour (per job)	$	125.00
Trench Shoring Box		
One day or less (minimum charge)	$	275.00
Each additional day	$	110.00

Whitetail Run Golf Course		
Memberships (tax included, unless otherwise indicated)		
2025 Single Membership Special (plus tax)	$	700.00
2025 Single Membership (two-year membership) (plus tax)	$	1,200.00
2025 Single Membership (three-year membership) (plus tax)	$	1,500.00
High School ages 13-15	$	120.00
High School ages 16-17	$	175.00
Ages 18-22	$	200.00
Range membership – single	$	250.00
Range membership – family up to 4 members	$	500.00
Green Fees		
9 Hole Green Fee	$	25.00
18 Hole Green Fee	$	50.00
14 – 9-hole punch card – seasonal	$	350.00
14 – 9-hole punch card – includes ½ cart – seasonal	$	560.00

DRAFT

14 – 18-hole punch card – seasonal	$	700.00
14 – 18-hole punch card, includes ½ cart – seasonal	$	980.00
14 – senior punch card with ½ cart	$	700.00
Golf Cart Rental		
Mechanized golf cart – 9 holes	$	30.00
Mechanized golf cart – 18 holes	$	40.00
Season cart rental – husband and wife	$	900.00
Season cart – single	$	725.00
Member Golf Cart Storage		
Member golf cart storage and usage fee – electric	$	625.00
Member golf cart storage and usage fee – gas	$	600.00
Group Rates		
Closed course – Memorial Day through Labor Day – 18 holes, minimum 100 golfers	$	3,900.00
Groups of 80 golfers or more (per person)	$	68.00
Nonprofit fundraising activities (per person, includes cart) - up to 80 players	$	55.00
Clubhouse Rental		
January 1 through Labor Day	$	75.00/hour
Graduation rentals (flat fee)	$	275.00
Class reunions (Max $400)	$	50.00/hour
Wedding receptions – April through November rentals	$	TBD/ Ea Event
Cart shed locker (per year)	$	50.00
Handicap Card (per season)	$	50.00
Range Balls (no punch card) (2 sizes)	$	7 or 15.00
School Lease (per year)	$	3,000.00
Storage Off Course/Cart Trail Fee	$	400.00

DRAFT

Legislative History
Agenda date: December 9, 2025
Action:
Vote:

Yes:	No:	Absent:

CITY OF WADENA, MINNESOTA

Resolution No. 2025-57
Adopting 2026 City of Wadena Part-Time Wage Scale

Whereas, the City of Wadena desires to increase the wages of its part-time employees.

Now Therefore be it Resolved, by the City Council that the attached part-time wage scale is adopted.

Adopted by the City Council of the City of Wadena, Minnesota this 9th day of December 2025.

_____
George Deiss, Mayor

_____
Kim Schroeder, City Administrator

(SEAL)

CITY OF WADENA
2026 PART-TIME POSITION WAGES

2025 MN Minimum Wage: $11.13
2026 MN Minimum Wage: $11.41

EMPLOYEE/JOB TITLE					**COLA**	**3.0%**
ELECTIONS - HEAD JUDGE	2025 Hourly	$14.15		2026 Hourly	$14.57	
ELECTIONS - JUDGES	2025 Hourly	$13.57		2026 Hourly	$13.98	
PLANNING & ZONING COMMISSION	Per Meeting	$50.00				
ELECTRIC LINEMAN - 1,000 HR (Grade 7, Step 1)	2026 Hourly	$32.46				
POLICE OFFICER (Grade 7, Step 1)	2026 Hourly	$32.46				

GOLF COURSE EMPLOYEES	Year	1	2	3	4	
	2025 Hourly	$14.46	$14.74	$15.04	$15.32	
	2026 Hourly	$14.89	$15.18	$15.49	$15.78	

PUBLIC WORKS ASSISTANT	Year	1	2	3	4	5
	2025 Hourly	$16.61	$17.70	$18.77	$19.85	$20.92
	2026 Hourly	$17.11	$18.23	$19.33	$20.45	$21.55

PARKS/RINKS/CAMPGROUNDS	Year	1	2	3	4	5
	2025 Hourly	$15.46	$16.53	$17.60	$18.68	$19.76
	2026 Hourly	$15.92	$17.03	$18.13	$19.24	$20.35

WTR DEPT - ASST/ELEC DEPT LABORER	Year	1	2	3	4	5
	2025 Hourly	$11.79	$12.12	$12.43	$12.73	$13.06
	2026 Hourly	$12.14	$12.48	$12.80	$13.11	$13.45

LIQUOR STORE CASHIER	Year	1	2	3	4	5
	2025 Hourly	$16.32	$16.63	$16.96	$17.30	$17.65
	2026 Hourly	$16.81	$17.13	$17.47	$17.82	$18.18

AQUATIC RECREATION ASSISTANT	Year	1	2	3	4	5
	2025 Hourly	$18.49	$19.19	$19.90	$20.60	$21.31
	2026 Hourly	$19.04	$19.77	$20.50	$21.22	$21.95

WELLNESS CENTER - DESK CLERK #1	Year	1	2	3	4	5
	2025 Hourly	$14.12	$14.72	$15.30	$15.88	$16.48
	2026 Hourly	$14.54	$15.16	$15.76	$16.36	$16.97

WELLNESS CENTER - FACILITY MAINT ASST	Year	1	2	3	4	5
	2025 Hourly	$13.25	$13.55	$13.83	$14.11	$14.43
	2026 Hourly	$13.65	$13.96	$14.24	$14.53	$14.86

WELLNESS CENTER - CLERK/RECEPTIONIST	Year	1	2	3	4	5
	2025 Hourly	$13.25	$13.55	$13.83	$14.11	$14.43
	2026 Hourly	$13.65	$13.96	$14.24	$14.53	$14.86

WELLNESS CENTER - LIFEGUARD - WSI	Year	1	2	3	4	5
	2025 Hourly	$13.07	$13.82	$14.57	$15.34	$16.00
	2026 Hourly	$13.46	$14.23	$15.01	$15.80	$16.48

WELLNESS CENTER - LIFEGUARD - NON WSI	Year	1	2	3	4	5
	2025 Hourly	$12.40	$12.73	$12.99	$13.45	$13.94
	2026 Hourly	$12.77	$13.11	$13.38	$13.85	$14.36

FIRE DEPT VOLUNTEER / PART-TIME ON-CALL		2025	2026
Fireman - Meetings, Calls & School	Hourly	$14.61	$15.05
Fireman - Standby Pay	Daily	$44.20	$45.53
Fire Chief	Annually	$3,896.52	$4,013.42
1st Assistant Chief	Annually	$2,012.99	$2,073.38
2nd Assistant Chief	Annually	$1,623.46	$1,672.16
3rd Assistant Chief	Annually	$1,493.98	$1,538.80
Fire Secretary/Treasurer	Annually	$1,739.41	$1,791.59
Fire Marshall	Annually	$584.32	$601.85

City of WADENA
Something is happening here....

Legislative History
Agenda date: December 9, 2025
Action:
Vote:

Yes:	No:	Absent:

CITY OF WADENA, MINNESOTA

Resolution No. 2025-58
Adopting the 2026 General Fund Tax Levy

Whereas, the City of Wadena is required by Minnesota Statute 275.065 Subdivision 1, "to certify to the county auditor the proposed property tax levy payable in the following year".

Now therefore be it resolved, by the City Council, that the following sums of money be levied for collection in 2026 upon the taxable property in the City of Wadena, County of Wadena and County of Ottertail for the following purposes:

General Fund:	**$**	**534,772.00**
Bonded Indebtedness:		
GO Bonds PFA – SE Project Sewer 2015	$	199,375.00
GO Bonds PFA – SE Project Storm Water 2015	$	279,240.00
GO Bonds PFA – SE Project Water 2015	$	180,180.00
GO Equipment Certification – 2019B	$	112,140.00
GO Capital Outlay	$	144,000.00
TCHC/Greenwood Project Bond 2022A	$	51,490.00
Total bonded indebtedness:	**$**	**966,425.00**
Total property tax levy:	**$**	**1,501,197.00**

The City Administrator is instructed to transmit a copy of this resolution to the Wadena County Auditor, Ottertail County Auditor, and Minnesota Department of Revenue.

Adopted by the City Council of the City of Wadena, Minnesota this 9th day of December 2025.

_____
George Deiss, Mayor

_____
Kim Schroeder, City Administrator

(SEAL)

CITY OF WADENA
GENERAL FUND BUDGET COMPARISON

EXPENDITURES	2025	2026	Increase (Decrease)	
Legislative	$170,670	$153,770	($16,900)	-9.90%
Mayor and Council	$34,150	$34,150	$0	0.00%
City Administrator	$54,562	$58,795	$4,233	7.76%
Elections	$3,800	$4,050	$250	6.58%
Accounting	$138,361	$137,725	($636)	-0.46%
Planning & Zoning	$118,110	$115,737	($2,373)	-2.01%
City Hall Maintenance	$76,365	$82,040	$5,675	7.43%
Police Department	$1,343,432	$1,460,751	$117,319	8.73%
Police Other Funds	$5,000	$5,000	$0	0.00%
Fire Department	$191,645	$208,940	$17,295	9.02%
General Roadway Maintenance	$205,090	$217,350	$12,260	5.98%
Street Shop Maintenance	$58,975	$61,000	$2,025	3.43%
Paved Streets	$126,525	$128,300	$1,775	1.40%
Unpaved Streets/Alleys	$55,390	$58,800	$3,410	6.16%
Snow & Ice Removal	$164,310	$168,700	$4,390	2.67%
Street Signs/Markings	$22,424	$21,250	($1,174)	-5.24%
Parking Lots	$5,485	$5,625	$140	2.55%
Storm Sewers	$28,950	$30,900	$1,950	6.74%
Street Cleaning	$54,190	$56,800	$2,610	4.82%
Waste (Refuse) Collection	$23,050	$23,725	$675	2.93%
Weed Control	$8,010	$8,175	$165	2.06%
Skating Rinks	$9,655	$9,175	($480)	-4.97%
Playgrounds	$35,000	$37,050	$2,050	5.86%
Wading Pool	$12,300	$12,300	$0	0.00%
Campground	$31,040	$31,450	$410	1.32%
Parks	$246,785	$252,700	$5,915	2.40%
Park Advisory Board Monies	$5,500	$5,500	$0	0.00%
Library	$121,840	$125,074	$3,234	2.65%
Bond Payments	$241,745	$295,695	$53,950	22.32%
Airport	$97,395	$98,950	$1,555	1.60%
Unallocated	$0	$3,000	$3,000	2000.00%
Development Authority	$126,410	$133,409	$6,999	5.54%
Capital Outlay	$338,933	$354,500	$15,567	4.59%
Severance	$0	$15,000	$15,000	#DIV/0!
Insurance Claims	$0	$0	($0)	0.00%
Transfers Out	$177,000	$133,000	($44,000)	-24.86%
Expenditure Budget Total	**$4,332,097**	**$4,548,386**	**$216,288.99**	**4.99%**
Revenues				
Local Government Aid (State Aid)	$2,136,395	$2,141,915	$5,520	0.26%
Taxes	$472,094	$418,640	($53,454)	-11.32%
Licenses & Permits	$39,450	$41,450	$2,000	5.07%
Intergovernmental Rev	$173,243	$247,684	$74,441	42.97%
Charges for Services	$222,150	$264,725	$42,575	19.16%
Fines & Forfeits	$24,500	$26,000	$1,500	6.12%
Interest Earnings	$231,700	$303,200	$71,500	0.00%
Service Revenues	$445,225	$445,000	($225)	-0.05%
Transfers	$100,000	$125,000	$25,000	0.00%
Revenue Budget Total	**$3,844,757**	**$4,013,614**	**$168,857**	**4.39%**
General Operations Difference	**$487,340**	**$534,772**	**$47,432**	**9.73%**
LEVY with GO BONDS	**$1,402,673**	**$1,501,197**	**$98,524**	**7.02%**

Tax Classification Data from Wadena County as of 9/17/2025

Taxable Property by Class	09/01/2024	09/17/2025
Homestead	205,456,100	216,006,000
Non-Homestead	66,084,000	67,857,500
Agricultural	1,267,600	1,213,500
Commercial	61,815,200	76,950,500
Industrial	12,178,500	17,497,200
Total Taxable Assessed Values	346,801,400	379,570,617

Mill Levy Rate = Required Rev / Taxable Prop Value x 1,000 **$ 0.1250** /$1,000 value

Estimated impact by the value of a property:

Assessed Property Value (after exemptions)	2026 Estimated Annual Tax Increase
150,000	$ 18.74
250,000	$ 31.24
300,000	$ 37.49
500,000	$ 62.48
750,000	$ 93.72
1,000,000	$ 124.96
2,500,000	$ 312.41

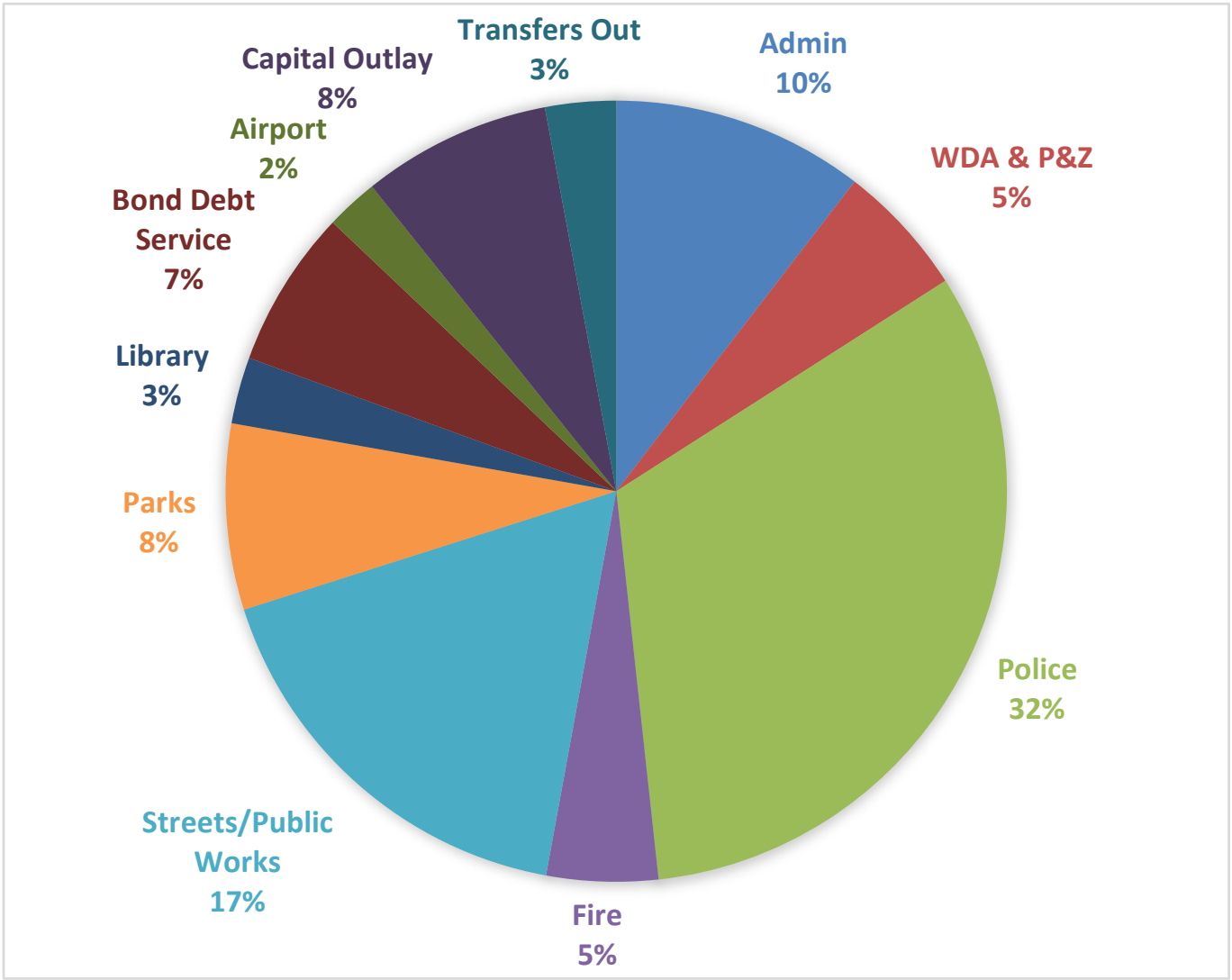
Transfers Out
3%
Admin
10%
Capital Outlay
8%
Airport
2%
WDA & P&Z
5%
Bond Debt
Service
7%
Library
3%
Parks
8%
Police
32%
Streets/Public
Works
17%
Fire
5%

CITY OF WADENA

2026 GENERAL FUND

BUDGET REVENUES

Account Description	2021 Actual	2022 Actual	2023 Actual	2024 Amount as of 12/31/24	2025 Budget	2025 Amount as of 11/30/25		2026 Proposed Budget	Mtg Session Revisions	Proposed Difference 2025-2026	2026 Budget	% Change in Total Budget
Taxes												
Current Ad Volorem Taxes	$509,398.00	$493,529.00	$492,720.80	$481,290.01	$487,340.00	$492,353.98	101.03%	$0.00		-$487,340.00	$0.00	
Eqp Bond Tax Levy	$0.00	$76,974.00	$241,848.75	$244,705.79	$118,594.00	$173,912.97	146.65%	$112,140.00		-$6,454.00	$112,140.00	
Cap Outlay Improvements Tax Levy	$0.00	$0.00	$0.00	$0.00	$144,000.00	$72,334.35	50.23%	$144,000.00		$0.00	$144,000.00	
Port Authority Ad Volorem Tax	$40,366.00	$41,198.00	$52,706.62	$980.70	$52,500.00	$0.00	0.00%	$0.00		-$52,500.00	$0.00	
HRA Tax Settlement	$0.00	$0.00	$132.72	$0.00	$0.00	$16.39	#DIV/0!	$0.00		$0.00	$0.00	
Delinquent Ad Volorem Taxes	$2,013.00	$9,095.00	$88.73	$11,942.96	$2,500.00	$17,101.09	684.04%	$7,500.00		$5,000.00	$7,500.00	
Housing Auth in Lieu of Taxes	$5,222.00	$5,488.00	$9,841.26	$10,800.19	$5,000.00	$11,112.03	222.24%	$10,000.00		$5,000.00	$10,000.00	
CVB Hotel/Motel Tax	$31,228.00	$33,964.00	$33,160.57	$35,708.43	$32,000.00	$33,039.27	103.25%	$32,000.00		$0.00	$32,000.00	
Cannabis State Tax	$0.00	$0.00	$0.00	$0.00	$5,000.00	$0.00	0.00%	$0.00		-$5,000.00	$0.00	
Cable TV Franchise Fees	$60,841.00	$59,213.00	$59,514.28	$53,839.71	$65,000.00	$47,397.47	72.92%	$65,000.00		$0.00	$65,000.00	
Gas Franchise Fees	$46,429.00	$48,338.00	$46,436.02	$48,047.97	$47,500.00	$47,653.34	100.32%	$48,000.00		$500.00	$48,000.00	
	$695,497.00	**$767,799.00**	**$936,449.75**	**$887,315.76**	**$959,434.00**	**$894,920.89**	**93.28%**	**$418,640.00**	**$0.00**	**-$540,794.00**	**$418,640.00**	-56.37%
Licenses and Permits												
Liquor License On & Off	$8,717.00	$19,542.00	$20,009.00	$20,009.00	$19,500.00	$35,634.00	182.74%	$20,000.00		$500.00	$20,000.00	
Beer Licenses On & Off Sale	$1,160.00	$1,120.00	$1,120.00	$1,120.00	$1,100.00	$4,084.00	371.27%	$1,100.00		$0.00	$1,100.00	
Cigarette Licenses	$525.00	$450.00	$450.00	$450.00	$450.00	$825.00	183.33%	$450.00		$0.00	$450.00	
Peddlers Permits	$0.00	$0.00	$0.00	$0.00	$200.00	$280.00	140.00%	$200.00		$0.00	$200.00	
Refuse or Junk Dealer License	$200.00	$200.00	$200.00	$80.00	$200.00	$440.00	220.00%	$200.00		$0.00	$200.00	
Other Licenses & Permits	$1,350.00	$1,490.00	$3,980.00	$830.00	$1,500.00	$2,770.00	184.67%	$1,500.00		$0.00	$1,500.00	
Building Permits	$8,010.00	$9,775.00	$8,625.00	$9,885.00	$8,000.00	$14,155.00	176.94%	$9,500.00		$1,500.00	$9,500.00	
Special License-Var & Zoning	$300.00	$600.00	$650.00	$0.00	$500.00	$0.00	0.00%	$500.00		$0.00	$500.00	
Sign Permit	$735.00	$525.00	$75.00	$375.00	$500.00	$375.00	75.00%	$500.00		$0.00	$500.00	
Right of Way Permit Fees	$21,743.00	$11,918.00	$10,339.70	$250.00	$7,500.00	$5,660.55	75.47%	$7,500.00		$0.00	$7,500.00	
	$42,740.00	**$45,620.00**	**$45,448.70**	**$32,999.00**	**$39,450.00**	**$64,223.55**	**162.80%**	**$41,450.00**	**$0.00**	**$2,000.00**	**$41,450.00**	5.07%
Intergovernmental Rev												
Federal Grants and Aids	$0.00	$20,000.00	$0.00	$0.00	$0.00	$0.00	0.00%	$0.00		$0.00	$0.00	
Local Government Aid	$1,880,382.00	$1,830,227.00	$1,863,884.00	$2,133,463.00	$2,136,395.00	$1,068,197.50	50.00%	$2,141,915.00		$5,520.00	$2,141,915.00	
Small Cities Road & Bridge Aid	$0.00	$0.00	$0.00	$0.00	$0.00	$20,340.50	#DIV/0!	$40,681.00		$40,681.00	$40,681.00	
Market Value Homestead Credit	$171.00	$154.00	$172.24	$180.28	$0.00	$86.93	#######	$175.00		$175.00	$175.00	
Local Rebates	$0.00	$0.00	$0.00	$343.58	$0.00	$0.00	0.00%	$0.00		$0.00	$0.00	
Other State Aids & Grants	$457,252.00	$11,811.00	$217,781.81	$170,870.24	$0.00	$0.00	#DIV/0!	$0.00		$0.00	$0.00	
State Airport Maintenance Reimb	$0.00	$27,493.00	$27,493.00	$49,493.00	$27,493.00	$27,493.00	100.00%	$27,493.00		$0.00	$27,493.00	
Local Parks Aids & Donations	$0.00	$0.00	$0.00	$7,221.00	$0.00	$23,008.81	#DIV/0!	$0.00		$0.00	$0.00	
Firefighters State Relief Aid	$33,709.00	$0.00	$75,284.37	$45,335.06	$33,750.00	$53,669.73	159.02%	$44,335.00		$10,585.00	$44,335.00	
Local Police Aids & Donations	$0.00	$0.00	$0.00	$99,485.98	$0.00	-$2,129.83	#DIV/0!	$0.00		$0.00	$0.00	
Police State Aid	$79,669.00	$89,313.00	$107,079.32	$119,513.63	$107,000.00	$110,868.11	103.62%	$125,000.00		$18,000.00	$125,000.00	
Drug & Forfeiture Money	$2,462.00	$3,159.00	$9,991.57	$0.00	$5,000.00	$0.00	0.00%	$5,000.00		$0.00	$5,000.00	
Fire State Aids & Grants	$0.00	$0.00	$0.00	$18,308.62	$0.00	$1,468.60	#DIV/0!	$0.00		$0.00	$0.00	
Fire Local Aids & Grants	$0.00	$0.00	$0.00	$48,082.20	$0.00	$19,788.59	#DIV/0!	$0.00		$0.00	$0.00	
Police gain/loss on prop	$0.00	$0.00	$0.00	$0.00	$0.00	$0.00	#DIV/0!	$5,000.00		$5,000.00	$5,000.00	
PW gain/loss on prop	$0.00	$0.00	$0.00	$0.00	$0.00	$0.00	#DIV/0!	$0.00		$0.00	$0.00	
	$2,453,645.00	**$1,982,157.00**	**$2,301,686.31**	**$2,692,296.59**	**$2,309,638.00**	**$1,322,791.94**	**57.27%**	**$2,389,599.00**	**$0.00**	**$79,961.00**	**$2,389,599.00**	3.46%
Charges for Services												
City Office Pop	$0.00	$256.00	$118.25	-$277.97	$0.00	$0.50	#DIV/0!	$0.00		$0.00	$0.00	
DARE GS Donations	$0.00	$0.00	$0.00	$83.53	$0.00	$0.00	0.00%	$0.00		$0.00	$0.00	
Crime Prevention Donations	$1,025.00	$1,880.00	$2,050.00	$40.88	$0.00	$200.00	#DIV/0!	$0.00		$0.00	$0.00	
Police Accident Reports	$98.00	$426.00	$163.02	$178.65	$150.00	$122.76	81.84%	$150.00		$0.00	$150.00	
Special Event Police Officer	$38,182.00	$59,040.00	$59,161.03	$823.00	$0.00	$3,367.49	#DIV/0!	$0.00		$0.00	$0.00	
Public Safety (Police Dept)	$2,469.00	$225.00	$1,046.80	$75.00	$0.00	$75.00	#DIV/0!	$0.00		$0.00	$0.00	
Fire Department Misc Revenue	$2,486.00	$0.00	$0.00	$2,880.00	$0.00	$600.00	#DIV/0!	$0.00		$0.00	$0.00	
Fire Dept (Emergency Calls)	$25,776.00	$20,974.00	$0.00	$7,125.00	$10,000.00	$31,107.33	311.07%	$10,000.00		$0.00	$10,000.00	
Fire Dept (Standby Fees)	$57,207.00	$61,774.00	$60,731.00	$70,551.00	$70,500.00	$76,579.00	108.62%	$76,575.00		$6,075.00	$76,575.00	
Highways and Streets	$42,931.00	$47,249.00	$62,761.86	$39,680.10	$35,000.00	$26,803.60	76.58%	$40,000.00		$5,000.00	$40,000.00	
Shelter Revenues	$7,217.00	$6,593.00	$7,249.08	$7,717.00	$6,500.00	$8,360.70	128.63%	$7,500.00		$1,000.00	$7,500.00	
Campground (Camping, MDSE, Etc)	$50,641.00	$53,560.00	$62,500.22	$59,707.97	$50,000.00	$78,506.35	157.01%	$67,500.00		$17,500.00	$67,500.00	
Senior Banners	$0.00	$0.00	$0.00	$0.00	$0.00	$1,885.00	#DIV/0!	$0.00		$0.00	$0.00	
Planning & Zoning	$720.00	$200.00	$64.66	$50.00	$200.00	$250.00	125.00%	$200.00		$0.00	$200.00	
Airport Land Leases/Hangar Rent	$13,986.00	$13,664.00	$26,076.35	$42,122.04	$29,000.00	$25,576.00	88.19%	$42,000.00		$13,000.00	$42,000.00	
Airport Donations & Misc	$30.00	$17.00	$0.00	$20.00	$0.00	$9,000.00	#DIV/0!	$0.00		$0.00	$0.00	
Aviation Fuel	$12,001.00	$19,285.00	$21,595.00	$18,657.77	$20,000.00	$16,698.36	83.49%	$20,000.00		$0.00	$20,000.00	
Library Miscellaneous	$0.00	$0.00	$516.68	$35.00	$800.00	$0.00	0.00%	$800.00		$0.00	$800.00	
	$254,769.00	**$285,143.00**	**$304,033.95**	**$249,468.97**	**$222,150.00**	**$279,132.09**	**125.65%**	**$264,725.00**	**$0.00**	**$42,575.00**	**$264,725.00**	19.16%
Fines and Forfeits												
Court/Restitution Fines	$16,873.00	$13,061.00	$13,149.70	$21,219.88	$16,500.00	$17,368.95	105.27%	$18,000.00		$1,500.00	$18,000.00	
Administrative Parking Fines	$0.00	$1,270.00	$15,350.00	$10,790.00	$8,000.00	$7,795.00	97.44%	$8,000.00		$0.00	$8,000.00	
	$16,873.00	**$14,331.00**	**$28,499.70**	**$32,009.88**	**$24,500.00**	**$25,163.95**	**102.71%**	**$26,000.00**	**$0.00**	**$1,500.00**	**$26,000.00**	6.12%
Interest Earnings												
Spec Assmts Principal	$32,954.00	$34,238.00	$35,265.42	$56,334.88	$27,000.00	$21,718.62	80.44%	$50,000.00		$23,000.00	$50,000.00	
Interest on Special Assessments	$14,857.00	$10,254.00	$11,061.15	$4,493.89	$5,000.00	$7,485.52	149.71%	$10,000.00		$5,000.00	$10,000.00	
Interest on Delinquent Taxes	$0.00	$0.00	$0.00	$543.63	$0.00	$0.00	0.00%	$0.00		$0.00	$0.00	
Interest Received	$22,548.00	$32,218.00	$44,266.31	$101,519.97	$20,000.00	$84,856.20	424.28%	$60,000.00		$40,000.00	$60,000.00	
Library Donations	$165.00	$1,435.00	$11,324.66	$438.91	$0.00	$5,877.79	#DIV/0!	$0.00		$0.00	$0.00	
Rents-All Other	$34,207.00	$31,534.00	$20,833.00	$21,623.00	$20,000.00	$33,641.00	168.21%	$25,000.00		$5,000.00	$25,000.00	
Council Chamber Rents	$1,200.00	$1,200.00	$400.00	-$90.00	$0.00	$960.00	#DIV/0!	$0.00		$0.00	$0.00	
Sale of Comp for Loss of Prop	$36,135.00	$5,000.00	$0.00	$0.00	$0.00	$0.00	0.00%	$0.00		$0.00	$0.00	
Reimbursements	$9,288.00	$8,119.00	$14,491.40	$6,776.74	$10,000.00	$0.00	0.00%	$10,000.00		$0.00	$10,000.00	
Miscellaneous Revenues	$16,188.00	$9,747.00	$4,538.17	$35,343.36	$10,000.00	$1,116.44	11.16%	$10,000.00		$0.00	$10,000.00	
Special Assmt Search	$0.00	$0.00	$0.00	$1,580.00	$0.00	$3,120.00	#DIV/0!	$0.00		$0.00	$0.00	
Library Debt	$0.00	$0.00	$25,000.00	$146,160.00	$139,700.00	$137,000.00	98.07%	$138,200.00		-$1,500.00	$138,200.00	
Fiscal Host Donations	$0.00	$0.00	$0.00	$1,620.00	$0.00	$18,000.00	#DIV/0!	$0.00		$0.00	$0.00	
Change in Fair Value/Investment	-$20,740.00	-$93,073.00	$828,588.81	$20,966.55	$0.00	$36,227.29	#DIV/0!	$0.00		$0.00	$0.00	
	$146,802.00	**$40,672.00**	**$995,768.92**	**$397,310.93**	**$231,700.00**	**$350,002.86**	**151.06%**	**$303,200.00**	**$0.00**	**$71,500.00**	**$303,200.00**	30.86%
Service Revenues												
Late Fees	**$326.00**	**$1,684.00**	**$224.13**	**$287.64**	**$225.00**	**$328.97**	**146.21%**	**$225.00**		**$0.00**	**$225.00**	0.00%
Transfers												
Transfers from Electric Fund	$307,632.00	$325,000.00	$325,000.00	$352,084.00	$325,000.00	$297,924.00	91.67%	$325,000.00		$0.00	$325,000.00	
Transfers from Sewer	$0.00	$0.00	$0.00	$0.00	$0.00	$0.00	0.00%	$0.00		$0.00	$0.00	
Transfers from Liquor Fund	$120,000.00	$120,000.00	$120,000.00	$130,000.00	$120,000.00	$110,000.00	91.67%	$120,000.00		$0.00	$120,000.00	
Transfers from Reserve	$0.00	$0.00	$0.00	$0.00	$100,000.00	$0.00	0.00%	$125,000.00		$25,000.00	$125,000.00	
Transfers from WDA Tax Levy	$0.00	$0.00	$0.00	$0.00	$0.00	$0.00	0.00%	$0.00		$0.00	$0.00	
Transfers from CPF	$298.00	$0.00	$0.00	$0.00	$0.00	$0.00	0.00%	$0.00		$0.00	$0.00	

Bond Proceeds	$0.00	$0.00	$0.00	$0.00	$0.00	$0.00	0.00%	$0.00		$0.00	$0.00	
Inception of Capital Lease	$0.00	$0.00	$20,879.81	$0.00	$0.00	$0.00	0.00%	$0.00		$0.00	$0.00	
	$427,930.00	**$445,000.00**	**$465,879.81**	**$482,084.00**	**$545,000.01**	**$407,924.00**	**74.85%**	**$570,000.00**	**$0.00**	**$25,000.00**	**$570,000.00**	4.59%
Total All Departments	**$4,038,582.00**	**$3,582,406.00**	**$5,077,991.27**	**$4,773,772.77**	**$4,332,097.01**	**$3,344,488.25**	**77.20%**	**$4,013,839.00**	**$0.00**	**-$318,258.01**	**$4,013,839.00**	-7.35%

CITY OF WADENA

2026 GENERAL FUND

BUDGET EXPENDITURES

	Account Description	2021 Actual	2022 Actual	2023 Actual	2024 Amount as of12/31/24	2025 Budget	2025 Amount as of 11/30/25	% of Budget	2026 Proposed Budget	Revisions	Proposed Difference 2025-2026	2026 Budget	% Change in Budget
LEGISLATIVE													
	Supplies												
101-41100-107	Contracted Services	$0.00	$0.00	$437.50	$522.50	$0.00	$0.00	0.00%	$0.00		$0.00	$0.00	
101-41100-220	Winter Parking Fine Expenses	$0.00	$0.00	$540.00	$87.85	$0.00	$0.00	0.00%	$0.00		$0.00	$0.00	
		$0.00	**$0.00**	**$977.50**	**$610.35**	**$0.00**	**$0.00**	**0.00%**	**$0.00**	**$0.00**	**$0.00**	**$0.00**	0.00%
	Services												
101-41100-301	Audit Fees	$3,600.00	$12,225.00	$10,187.98	$10,708.02	$15,000.00	$9,529.39	63.53%	$15,000.00		$0.00	$15,000.00	
101-49400-302	Comprehensive Plan	$0.00	$0.00	$0.00	$0.00	$1,000.00	$0.00	0.00%	$1,000.00		$0.00	$1,000.00	
101-41100-303	City Code Codification	$450.00	$590.00	$641.15	$1,180.29	$775.00	$500.00	64.52%	$775.00		$0.00	$775.00	
101-41100-304	Legal Fees	$73,694.00	$46,932.00	$40,674.69	$56,448.75	$60,000.00	$21,649.67	36.08%	$50,000.00		-$10,000.00	$50,000.00	
101-41100-321	Phone Service - Long Distance	-$188.00	$372.00	$275.98	-$43.75	$200.00	$0.08	0.04%	$200.00		$0.00	$200.00	
101-41100-340	CVB Payments & Expenses	$28,265.00	$33,658.00	$31,510.28	$38,851.28	$30,400.00	$27,395.27	90.12%	$32,000.00		$1,600.00	$32,000.00	
101-41100-350	Printing, Publishing & Advertising	$5,308.00	$10,857.00	$10,929.54	$5,839.25	$7,500.00	$8,603.33	114.71%	$6,500.00		-$1,000.00	$6,500.00	
101-41100-360	Insurance Expense	$361.00	$867.00	$689.06	$348.00	$750.00	$0.00	0.00%	$750.00		$0.00	$750.00	
101-41100-365	Senior Citizens Bldg Expenses	$514.00	$478.00	$572.00	$1,897.92	$750.00	$482.00	64.27%	$750.00		$0.00	$750.00	
		$112,004.00	**$105,979.00**	**$95,480.68**	**$115,229.76**	**$116,375.00**	**$68,159.74**	**58.57%**	**$106,975.00**	**$0.00**	**-$9,400.00**	**$106,975.00**	-8.08%
	Maintenance												
101-41100-412	Auditorium Lease Payments	$15,850.00	$15,850.00	$15,850.05	$15,850.05	$15,850.00	$15,850.05	100.00%	$15,850.00		$0.00	$15,850.00	
101-41100-413	Auditorium Maintenance	$0.00	$0.00	$0.00	$0.00	$2,500.00	$0.00	0.00%	$0.00		-$2,500.00	$0.00	
101-41100-414	Software Annual Fees	$0.00	$0.00	$2,478.00	$751.40	$6,000.00	$216.47	3.61%	$1,000.00		-$5,000.00	$1,000.00	
101-41100-433	Dues and Subscriptions	$12,160.00	$12,360.00	$12,894.00	$9,620.00	$12,500.00	$28,785.52	230.28%	$12,500.00		$0.00	$12,500.00	
101-41100-437	Hilltop Kitchen Donation	$4,000.00	$4,000.00	$4,000.00	$4,000.00	$4,000.00	$4,000.00	100.00%	$4,000.00		$0.00	$4,000.00	
101-41100-438	CCY Program Appropriation	$2,370.00	$2,441.00	$3,466.00	$3,945.00	$4,445.00	$4,445.00	100.00%	$4,445.00		$0.00	$4,445.00	
101-41100-439	Historical Society Contirbution	$0.00	$6,000.00	$0.00	$4,000.00	$2,000.00	$2,000.00	100.00%	$2,000.00		$0.00	$2,000.00	
101-41100-477	Railroad Quiet Zone	$0.00	$0.00	$0.00	$0.00	$0.00	$0.00	0.00%	$0.00		$0.00	$0.00	
101-41100-490	Tax Abatement Reimbursements	$6,358.00	$6,450.00	$7,370.93	$7,561.59	$7,000.00	$6,802.91	97.18%	$7,000.00		$0.00	$7,000.00	
		$40,738.00	**$47,101.00**	**$46,058.98**	**$45,728.04**	**$54,295.00**	**$62,099.95**	**114.38%**	**$46,795.00**	**$0.00**	**-$7,500.00**	**$46,795.00**	-13.81%
		$152,742.00	**$153,080.00**	**$142,517.16**	**$161,568.15**	**$170,670.00**	**$130,259.69**	**76.32%**	**$153,770.00**	**$0.00**	**-$16,900.00**	**$153,770.00**	-9.90%
MAYOR AND COUNCIL													
	Salaries and Benefits												
101-41110-103	Salaries Part Time Regular	$27,800.00	$27,800.00	$27,800.04	$30,077.55	$27,800.00	$22,716.70	81.71%	$27,800.00		$0.00	$27,800.00	
101-41110-122	FICA	$2,127.00	$2,127.00	$2,126.88	$2,301.11	$2,130.00	$1,737.96	81.59%	$2,130.00		$0.00	$2,130.00	
		$29,927.00	**$29,927.00**	**$29,926.92**	**$32,378.66**	**$29,930.00**	**$24,454.66**	**81.71%**	**$29,930.00**	**$0.00**	**$0.00**	**$29,930.00**	0.00%
	Supplies												
101-41110-201	Council Technology Expense	**$0.00**	**$0.00**	**$0.00**	**$0.00**	**$800.00**	**$171.69**	**21.46%**	**$800.00**		**$0.00**	**$800.00**	0.00%
	Services												
101-41110-331	Schools, Meeting & Travel Exp	$991.00	$388.00	$542.71	$530.00	$3,000.00	$588.26	19.61%	$3,000.00		$0.00	$3,000.00	
101-41110-350	Printing, Publishing & Advertising	$0.00	$0.00	$56.17	$156.99	$300.00	$901.65	300.55%	$300.00		$0.00	$300.00	
101-41110-360	Insurance	$115.00	$94.00	$88.87	$123.00	$120.00	$0.00	0.00%	$120.00		$0.00	$120.00	
		$1,106.00	**$482.00**	**$687.75**	**$809.99**	**$3,420.00**	**$1,489.91**	**43.56%**	**$3,420.00**		**$0.00**	**$3,420.00**	0.00%
		$31,033.00	**$30,409.00**	**$30,614.67**	**$33,188.65**	**$34,150.00**	**$26,116.26**	**76.48%**	**$34,150.00**	**$0.00**	**$0.00**	**$34,150.00**	0.00%
CITY ADMINISTRATOR													
	Salaries and Benefits												
101-41400-101	Salaries Full Time Regular	$29,785.00	$56,914.00	$48,928.48	$38,515.33	$38,257.00	$33,834.07	88.44%	$40,600.00		$2,343.00	$40,600.00	
101-41400-121	PERA	$2,174.00	$3,954.00	$3,660.69	$2,884.31	$2,870.00	$2,537.64	88.42%	$3,045.00		$175.00	$3,045.00	
101-41400-122	FICA	$2,285.00	$3,874.00	$3,434.41	$2,678.85	$2,930.00	$2,314.03	78.98%	$3,125.00		$195.00	$3,125.00	
101-41400-131	Health, Life, HSA, Def Comp, PML	$2,396.00	$5,969.00	$7,392.77	$5,737.97	$5,505.00	$5,141.11	93.39%	$6,525.00		$1,020.00	$6,525.00	
101-41400-142	Severence Pay	$0.00	$0.00	$811.38	$0.00	$0.00	$0.00	0.00%	$0.00		$0.00	$0.00	
		$36,640.00	**$70,711.00**	**$64,227.73**	**$49,816.46**	**$49,562.00**	**$43,826.85**	**88.43%**	**$53,295.00**	**$0.00**	**$3,733.00**	**$53,295.00**	7.53%
	Services												
101-41400-331	Schools, Meeting & Travel Exp	-$13.00	$1,214.00	$811.38	$3,477.29	$3,250.00	$3,040.08	93.54%	$4,000.00		$750.00	$4,000.00	
101-41400-360	Insurance	$498.00	$306.00	$848.88	$504.94	$650.00	$0.00	0.00%	$650.00		$0.00	$650.00	
		$485.00	**$1,520.00**	**$1,660.26**	**$3,982.23**	**$3,900.00**	**$3,040.08**	**77.95%**	**$4,650.00**	**$0.00**	**$750.00**	**$4,650.00**	19.23%
	Maintenance												
101-41400-417	Clothing Allowance	$0.00	$350.00	$350.00	$350.00	$350.00	$185.96	53.13%	$350.00		$0.00	$350.00	
101-41400-433	Dues and Subscriptions	$0.00	$353.00	$0.00	$50.00	$750.00	$414.00	55.20%	$500.00		-$250.00	$500.00	
		$0.00	**$703.00**	**$350.00**	**$400.00**	**$1,100.00**	**$599.96**	**54.54%**	**$850.00**	**$0.00**	**-$250.00**	**$850.00**	-22.73%
		$37,125.00	**$72,934.00**	**$66,237.99**	**$54,198.69**	**$54,562.00**	**$47,466.89**	**87.00%**	**$58,795.00**	**$0.00**	**$4,233.00**	**$58,795.00**	7.76%
ELECTIONS													
	Salaries and Benefits												
101-41410-107	Election Workers	**$0.00**	**$5,053.00**	**$38.24**	**$8,785.46**	**$2,250.00**	**$0.00**	**0.00%**	**$2,500.00**		**$250.00**	**$2,500.00**	11.11%
	Supplies												
101-41410-200	Office Solutions	$0.00	$142.00	$0.00	$280.90	$150.00	$0.00	0.00%	$150.00		$0.00	$150.00	
101-41410-210	Election Equipment	$0.00	$786.00	$0.00	$1,054.71	$400.00	$0.00	0.00%	$400.00		$0.00	$400.00	
		$0.00	**$928.00**	**$0.00**	**$1,335.61**	**$550.00**	**$0.00**	**0.00%**	**$550.00**	**$0.00**	**$0.00**	**$550.00**	0.00%
	Services												
101-41410-331	Maslowski Facility Rental	**$0.00**	**$1,700.00**	**$0.00**	**$1,750.00**	**$1,000.00**	**$0.00**	**0.00%**	**$1,000.00**		**$0.00**	**$1,000.00**	0.00%
		$0.00	**$7,681.00**	**$38.24**	**$11,871.07**	**$3,800.00**	**$0.00**	**0.00%**	**$4,050.00**	**$0.00**	**$250.00**	**$4,050.00**	0.00%
ACCOUNTING													
	Salaries and Benefits												
101-41530-101	Salaries Full Time Regular	$94,971.00	$96,430.00	$86,547.60	$111,132.37	$97,396.00	$86,176.07	88.48%	$95,650.00		-$1,746.00	$95,650.00	
101-41530-102	Salaries Full Time Overtime	$499.00	$810.00	$24.15	$17.56	$750.00	$0.00	0.00%	$750.00		$0.00	$750.00	
101-41530-121	PERA	$7,095.00	$7,194.00	$6,363.69	$8,284.89	$7,305.00	$6,480.16	88.71%	$7,200.00		-$105.00	$7,200.00	
101-41530-122	FICA	$5,843.00	$5,669.00	$5,616.90	$7,820.39	$7,455.00	$5,993.17	80.39%	$7,325.00		-$130.00	$7,325.00	
101-41530-131	Health, Life, HSA, Deferred Comp	$24,842.00	$23,960.00	$19,873.65	$23,569.41	$22,705.00	$19,406.91	85.47%	$24,050.00		$1,345.00	$24,050.00	
101-41530-142	Severence Pay	$0.00	$1,032.00	$0.00	$7,661.16	$0.00	$0.00	0.00%	$0.00		$0.00	$0.00	
		$133,250.00	**$135,095.00**	**$118,425.99**	**$158,485.78**	**$135,611.00**	**$118,056.31**	**87.06%**	**$134,975.00**	**$0.00**	**-$636.00**	**$134,975.00**	-0.47%
	Services												
101-41530-331	Schools, Meeting & Travel Exp	$502.00	$417.00	$234.12	$500.00	$1,500.00	$3,732.14	248.81%	$1,500.00		$0.00	$1,500.00	
101-41530-360	Insurance	$452.00	$422.00	$501.66	$548.95	$500.00	$0.00	0.00%	$500.00		$0.00	$500.00	
		$954.00	**$839.00**	**$735.78**	**$1,048.95**	**$2,000.00**	**$3,732.14**	**186.61%**	**$2,000.00**	**$0.00**	**$0.00**	**$2,000.00**	0.00%
	Maintenance												
101-41530-417	Clothing Allowance	$350.00	$200.00	$216.79	$387.47	$350.00	$350.00	100.00%	$350.00		$0.00	$350.00	
101-41530-433	Dues and Subscriptions	$230.00	$70.00	$230.00	$390.00	$400.00	$0.00	0.00%	$400.00		$0.00	$400.00	
		$580.00	**$270.00**	**$446.79**	**$777.47**	**$750.00**	**$350.00**	**46.67%**	**$750.00**	**$0.00**	**$0.00**	**$750.00**	0.00%
		$134,784.00	**$136,204.00**	**$119,608.56**	**$160,312.20**	**$138,361.00**	**$122,138.45**	**88.28%**	**$137,725.00**	**$0.00**	**-$636.00**	**$137,725.00**	-0.46%
PLANNING & ZONING													
	Salaries and Benefits												
101-41900-101	Salaries Full Time Regular	$66,993.00	$67,364.00	$68,258.05	$79,017.60	$79,100.00	$73,859.79	93.38%	$79,276.00		$176.00	$79,276.00	
101-41900-121	PERA	$4,999.00	$5,032.00	$5,094.30	$5,781.69	$5,950.00	$5,543.15	93.16%	$5,945.00		-$5.00	$5,945.00	
101-41900-122	FICA	$4,881.00	$4,914.00	$4,979.72	$5,797.42	$6,060.00	$5,388.44	88.92%	$6,064.00		$4.00	$6,064.00	
101-41900-131	Health, Life, HSA, Deferred Comp	$10,604.00	$12,310.00	$10,717.61	$11,916.23	$12,050.00	$11,221.73	93.13%	$12,642.00		$592.00	$12,642.00	
101-41900-142	Severance Pay	$0.00	$0.00	$0.00	$0.00	$750.00	$0.00	0.00%	$750.00		$0.00	$750.00	
		$87,477.00	**$89,620.00**	**$89,049.68**	**$102,512.94**	**$103,910.00**	**$96,013.11**	**92.40%**	**$104,677.00**	**$0.00**	**$767.00**	**$104,677.00**	0.74%
	Supplies												
101-41900-200	Office Supplies	$2,657.00	$3,018.00	$3,475.56	$2,116.65	$4,500.00	$4,571.23	101.58%	$4,500.00		$0.00	$4,500.00	
101-41900-220	Repair & Maintenance Supplies	$0.00	$16.00	$0.00	$0.00	$100.00	$11.88	11.88%	$100.00		$0.00	$100.00	
101-41900-225	Additional Mapping Purchases	$1,560.00	$1,560.00	$1,560.00	$1,560.00	$1,600.00	$1,560.00	97.50%	$1,600.00		$0.00	$1,600.00	
		$4,217.00	**$4,594.00**	**$5,035.56**	**$3,676.65**	**$6,200.00**	**$6,143.11**	**99.08%**	**$6,200.00**	**$0.00**	**$0.00**	**$6,200.00**	0.00%
	Services												
101-41900-321	Telephone	$746.00	$887.00	$786.67	$356.27	$900.00	$274.82	30.54%	$360.00		-$540.00	$360.00	
101-41900-322	Postage	$0.00	$0.00	$72.33	$0.00	$100.00	$0.00	0.00%	$100.00		$0.00	$100.00	

CITY OF WADENA

2026 GENERAL FUND

BUDGET EXPENDITURES

	Account Description	2021 Actual	2022 Actual	2023 Actual	2024 Amount as of12/31/24	2025 Budget	2025 Amount as of 11/30/25	% of Budget	2026 Proposed Budget	Revisions	Proposed Difference 2025-2026	2026 Budget	% Change in Budget
101-41900-331	Schools, Meeting & Travel Exp	$57.00	$74.00	$0.00	$0.00	$300.00	$0.00	0.00%	$300.00		$0.00	$300.00	
101-41900-350	Printing, Publishing & Advertising	$0.00	$254.00	$0.00	$0.00	$250.00	$0.00	0.00%	$250.00		$0.00	$250.00	
101-41900-360	Insurance	$5,085.00	$4,711.00	$3,449.38	$2,813.94	$5,100.00	$0.00	0.00%	$3,000.00		-$2,100.00	$3,000.00	
		$5,888.00	**$5,926.00**	**$4,308.38**	**$3,170.21**	**$6,650.00**	**$274.82**	**4.13%**	**$4,010.00**	**$0.00**	**-$2,640.00**	**$4,010.00**	-39.70%
	Maintenance												
101-41900-400	Equipment Repair & Maintenance	$0.00	-$49.00	$0.00	$0.00	$1,000.00	$0.00	0.00%	$500.00		-$500.00	$500.00	
101-41900-415	Plotter Lease	$4,420.00	$3,692.00	$0.00	$0.00	$0.00	$0.00	0.00%	$0.00		$0.00	$0.00	
101-41900-417	Clothing Allowance	$0.00	$0.00	$11.37	$0.00	$350.00	$54.00	15.43%	$350.00		$0.00	$350.00	
101-41900-433	Dues and Subscriptions	$0.00	$0.00	$0.00	$0.00	$0.00	$119.40	#DIV/0!	$0.00		$0.00	$0.00	
		$4,420.00	**$3,643.00**	**$11.37**	**$0.00**	**$1,350.00**	**$173.40**	**12.84%**	**$850.00**	**$0.00**	**-$500.00**	**$850.00**	-37.04%
		$102,002.00	**$103,783.00**	**$98,404.99**	**$109,359.80**	**$118,110.00**	**$102,604.44**	**86.87%**	**$115,737.00**	**$0.00**	**-$2,373.00**	**$115,737.00**	-2.01%
CITY BUILDING MAINTENANCE													
	Salaries and Benefits												
101-41920-101	Salaries Full Time Regular	$13,744.00	$13,744.00	$13,916.55	$16,048.33	$44,090.00	$40,610.60	92.11%	$48,000.00		$3,910.00	$48,000.00	
101-41920-121	PERA	$1,020.00	$1,034.00	$1,033.63	$1,176.11	$3,310.00	$3,045.49	92.01%	$3,600.00		$290.00	$3,600.00	
101-41920-122	FICA	$854.00	$1,014.00	$1,028.81	$1,159.38	$3,375.00	$4,477.92	132.68%	$3,675.00		$300.00	$3,675.00	
101-41920-131	Health, Life, HSA, Deferred Comp	$3,655.00	$3,154.00	$2,790.85	$3,157.37	$8,990.00	$6,845.47	76.15%	$10,165.00		$1,175.00	$10,165.00	
		$19,273.00	**$18,946.00**	**$18,769.84**	**$21,541.19**	**$59,765.00**	**$54,979.48**	**91.99%**	**$65,440.00**	**$0.00**	**$5,675.00**	**$65,440.00**	9.50%
	Supplies												
101-41920-200	Office Supplies/Copier Lease	$10,830.00	$3,681.00	$6,153.95	$4,735.03	$6,000.00	$2,410.34	40.17%	$6,000.00		$0.00	$6,000.00	
101-41920-211	Cleaning Supplies	$2,126.00	$2,806.00	$3,824.55	$2,223.09	$2,500.00	$3,400.46	136.02%	$2,500.00		$0.00	$2,500.00	
101-41920-250	Pop Purchases	$114.00	$119.00	$104.40	$3,167.46	$400.00	$93.58	23.40%	$400.00		$0.00	$400.00	
		$13,070.00	**$6,606.00**	**$10,082.90**	**$10,125.58**	**$8,900.00**	**$5,904.38**	**66.34%**	**$8,900.00**	**$0.00**	**$0.00**	**$8,900.00**	0.00%
	Services												
101-41920-360	Insurance	**$1,768.00**	**$1,533.00**	**$1,744.00**	**$7,881.54**	**$1,600.00**	**$0.00**	**0.00%**	**$1,600.00**		**$0.00**	**$1,600.00**	0.00%
	Maintenance												
101-41920-400	Equipment Maintenance & Expense	$487.00	$1,421.00	$650.72	$1,018.72	$750.00	$1,074.75	143.30%	$750.00		$0.00	$750.00	
101-41920-401	Building Maintenance	$18,468.00	$1,039.00	$1,217.46	$5,849.78	$5,000.00	$2,401.52	48.03%	$5,000.00		$0.00	$5,000.00	
101-41920-417	Clothing Allowance	$250.00	$367.00	$481.88	$215.00	$350.00	$190.00	54.29%	$350.00		$0.00	$350.00	
		$19,205.00	**$2,827.00**	**$2,350.06**	**$7,083.50**	**$6,100.00**	**$3,666.27**	**60.10%**	**$6,100.00**	**$0.00**	**$0.00**	**$6,100.00**	0.00%
		$53,316.00	**$29,912.00**	**$32,946.80**	**$46,631.81**	**$76,365.00**	**$64,550.13**	**84.53%**	**$82,040.00**	**$0.00**	**$5,675.00**	**$82,040.00**	7.43%
POLICE DEPARTMENT													
	Salaries and Benefits												
101-42100-101	Salaries Full Time Regular	$659,310.00	$693,740.00	$730,303.65	$758,969.63	$814,462.00	$722,619.31	88.72%	$866,736.00		$52,274.00	$866,736.00	
101-42100-102	Salaries Full Time Overtime	$27,389.00	$19,796.00	$27,045.89	$41,690.94	$20,000.00	$36,991.78	184.96%	$25,000.00		$5,000.00	$25,000.00	
101-42100-103	Salaries Part Time Regular	$26,615.00	$5,293.00	$16,937.88	$53,215.74	$10,000.00	$54,898.64	548.99%	$20,000.00		$10,000.00	$20,000.00	
101-42100-121	PERA	$114,975.00	$119,954.00	$130,299.82	$145,197.15	$150,770.00	$139,400.99	92.46%	$153,415.00		$2,645.00	$153,415.00	
101-42100-122	FICA	$14,894.00	$13,926.00	$15,017.30	$16,052.11	$12,350.00	$14,456.18	117.05%	$13,300.00		$950.00	$13,300.00	
101-42100-131	Health, Life, HSA, Deferred Comp	$116,298.00	$120,105.00	$119,577.87	$131,048.57	$152,300.00	$143,301.57	94.09%	$179,580.00		$27,280.00	$179,580.00	
101-42100-142	Unemployment/Severance Pay	$3,567.00	$0.00	$0.00	$2,550.88	$0.00	$0.00	#DIV/0!	$0.00		$0.00	$0.00	
		$963,048.00	**$972,814.00**	**$1,039,182.41**	**$1,148,725.02**	**$1,159,882.00**	**$1,111,668.47**	**95.84%**	**$1,258,031.00**	**$0.00**	**$98,149.00**	**$1,258,031.00**	8.46%
	Supplies												
101-42100-200	Office Supplies	$2,391.00	$3,122.00	$5,173.32	$5,658.41	$4,100.00	$2,986.16	72.83%	$4,500.00		$400.00	$4,500.00	
101-42100-201	Computer Support Expense	$21,181.00	$25,099.00	$18,999.41	$24,390.87	$28,000.00	$14,573.88	52.05%	$17,500.00		-$10,500.00	$17,500.00	
101-42100-210	Police Equipment	$4,370.00	$5,796.00	$8,856.71	$11,400.11	$4,500.00	$5,903.99	131.20%	$5,000.00		$500.00	$5,000.00	
101-42100-211	General Supplies	$1,066.00	$2,574.00	$5,922.38	$5,360.21	$3,000.00	$1,961.03	65.37%	$3,000.00		$0.00	$3,000.00	
101-42100-212	Motor Fuels & Lubricants	$20,018.00	$22,592.00	$21,894.36	$20,234.47	$25,000.00	$20,789.89	83.16%	$25,000.00		$0.00	$25,000.00	
101-42100-220	Repair & Maintenance Supplies	$1,764.00	$3,677.00	$3,084.17	$1,709.41	$3,000.00	$1,138.60	37.95%	$3,000.00		$0.00	$3,000.00	
101-42100-231	Investigation Supplies	$137.00	$98.00	$325.06	$54.43	$1,000.00	$382.64	38.26%	$1,000.00		$0.00	$1,000.00	
		$50,927.00	**$62,958.00**	**$64,255.41**	**$68,807.91**	**$68,600.00**	**$47,736.19**	**69.59%**	**$59,000.00**	**$0.00**	**-$9,600.00**	**$59,000.00**	-13.99%
	Services												
101-42100-308	Crime Prevention Programs	$608.00	$222.00	$22.24	$133.96	$1,000.00	$545.22	54.52%	$1,000.00		$0.00	$1,000.00	
101-42100-310	Emergency Management Expenses	$0.00	$371.00	$769.84	$200.00	$500.00	$1,469.00	293.80%	$500.00		$0.00	$500.00	
101-42100-321	Telephone	$2,338.00	$2,413.00	$2,127.21	$2,381.10	$2,500.00	$6,869.21	274.77%	$5,880.00		$3,380.00	$5,880.00	
101-42100-322	Postage	$136.00	$266.00	$780.68	$186.17	$500.00	$261.74	52.35%	$500.00		$0.00	$500.00	
101-42100-331	Schools, Meeting & Travel Exp	$9,416.00	$4,422.00	$16,165.73	$8,689.39	$15,000.00	$8,989.39	59.93%	$10,000.00		-$5,000.00	$10,000.00	
101-42100-333	Lexipol	$0.00	$0.00	$0.00	$0.00	$1,000.00	$476.74	47.67%	$8,000.00		$7,000.00	$8,000.00	
101-42100-350	Printing, Publishing & Advertising	$1,142.00	$1,177.00	$1,473.48	$1,087.16	$2,000.00	$482.58	24.13%	$2,000.00		$0.00	$2,000.00	
101-42100-360	Insurance	$60,765.00	$63,604.00	$50,729.92	$95,068.27	$62,500.00	$0.00	0.00%	$62,500.00		$0.00	$62,500.00	
101-42100-380	Utilities	$4,990.00	$5,705.00	$4,757.24	$4,852.23	$6,000.00	$4,690.51	78.18%	$6,000.00		$0.00	$6,000.00	
		$79,395.00	**$78,180.00**	**$76,826.34**	**$112,598.28**	**$91,000.00**	**$23,784.39**	**26.14%**	**$96,380.00**	**$0.00**	**$5,380.00**	**$96,380.00**	5.91%
	Maintenance												
101-42100-400	Vehicle Repair & Maintenance	$11,715.00	$4,398.00	$17,938.16	$10,583.32	$6,000.00	$20,730.23	345.50%	$10,000.00		$4,000.00	$10,000.00	
101-42100-401	Building Maintenance	$302.00	$246.00	$412.40	$15.98	$1,000.00	$12.60	1.26%	$1,000.00		$0.00	$1,000.00	
101-42100-402	Dog Pound Expenses	$585.00	$1,286.00	$763.33	$0.00	$1,500.00	$0.00	0.00%	$1,000.00		-$500.00	$1,000.00	
101-42100-416	Watchguard/motorola cam system	$0.00	$0.00	$0.00	$0.00	$0.00	$0.00	0.00%	$21,340.00		$21,340.00	$21,340.00	
101-42100-417	Clothing Allowance	$6,392.00	$6,861.00	$6,553.60	$10,202.59	$8,000.00	$4,847.93	60.60%	$8,000.00		$0.00	$8,000.00	
101-42100-433	Dues and Subscriptions	$3,656.00	$3,070.00	$4,294.00	$3,877.94	$7,450.00	$6,285.88	84.37%	$6,000.00		-$1,450.00	$6,000.00	
101-42100-440	Grant Expenses	$0.00	$0.00	$0.00	$37,344.10	$0.00	$17,094.80	#DIV/0!	$0.00		$0.00	$0.00	
		$22,650.00	**$15,861.00**	**$29,961.49**	**$62,023.93**	**$23,950.00**	**$48,971.44**	**204.47%**	**$47,340.00**	**$0.00**	**$23,390.00**	**$47,340.00**	97.66%
		$1,116,020.00	**$1,129,813.00**	**$1,210,225.65**	**$1,392,155.14**	**$1,343,432.00**	**$1,232,160.49**	**91.72%**	**$1,460,751.00**	**$0.00**	**$117,319.00**	**$1,460,751.00**	8.73%
POLICE OTHER FUNDS													
	Maintenance												
101-42160-435	Drug & Forfeiture Expenses	**$0.00**	**$948.00**	**$10,545.04**	**$9,578.58**	**$5,000.00**	**$5,737.05**	**114.74%**	**$5,000.00**	**$0.00**	**$0.00**	**$5,000.00**	**0.00%**
FIRE DEPARTMENT													
	Salaries and Benefits												
101-42200-101	Salaries Full Time Regular	$3,113.00	$7,421.00	$4,048.43	$4,030.14	$6,000.00	$3,547.39	59.12%	$6,180.00		$180.00	$6,180.00	
101-42200-102	Salaries Full Time Overtime	$0.00	$567.00	$425.40	$8,003.73	$9,500.00	$10,158.01	106.93%	$9,800.00		$300.00	$9,800.00	
101-42200-103	Salaries Part Time Regular	$76,445.00	$59,612.00	$52,372.46	$25,504.81	$10,000.00	$5,093.92	50.94%	$10,000.00		$0.00	$10,000.00	
101-42200-104	Officer Salary	$0.00	$0.00	$0.00	$11,020.08	$11,000.00	$10,374.18	94.31%	$11,500.00		$500.00	$11,500.00	
101-42200-105	Training/Meetings	$0.00	$0.00	$0.00	$20,160.89	$12,000.00	$15,138.17	126.15%	$12,400.00		$400.00	$12,400.00	
101-42200-106	Fire Call Pay	$0.00	$0.00	$0.00	$14,279.93	$22,000.00	$15,603.48	70.92%	$22,700.00		$700.00	$22,700.00	
101-42200-121	PERA	$235.00	$567.00	$301.83	$867.26	$0.00	$1,385.08	#DIV/0!	$1,900.00		$1,900.00	$1,900.00	
101-42200-122	FICA and/or Medicare	$2,861.00	-$182.00	$1,077.40	$2,204.39	$1,500.00	$2,171.16	144.74%	$2,200.00		$700.00	$2,200.00	
101-42200-124	Fire Relief Association	$33,709.00	$5,000.00	$75,284.37	$48,927.20	$35,000.00	$55,630.67	158.94%	$44,335.00		$9,335.00	$44,335.00	
101-42200-131	Health, Life, HSA, Deferred Comp	$775.00	$1,858.00	$979.22	$1,659.15	$0.00	$1,143.76	#DIV/0!	$1,800.00		$1,800.00	$1,800.00	
		$117,138.00	**$74,843.00**	**$134,489.11**	**$136,657.58**	**$107,000.00**	**$120,245.82**	**112.38%**	**$122,815.00**	**$0.00**	**$15,815.00**	**$122,815.00**	14.78%
	Supplies												
101-42200-200	Office Supplies	$1,231.00	$1,451.00	$899.05	$1,994.68	$1,600.00	$1,538.40	96.15%	$1,650.00		$50.00	$1,650.00	
101-42200-210	Firefighting Supplies & Equip	$25,136.00	$9,693.00	$24,264.28	$9,582.38	$11,000.00	$7,713.94	70.13%	$11,000.00		$0.00	$11,000.00	
101-42200-211	General Supplies	$5,969.00	$1,875.00	$1,615.17	$2,368.89	$2,350.00	$2,448.80	104.20%	$2,500.00		$150.00	$2,500.00	
101-42200-212	Motor Fuels & Lubricants	$3,671.00	$4,065.00	$2,679.11	$2,899.24	$3,500.00	$2,481.70	70.91%	$3,800.00		$300.00	$3,800.00	
		$36,007.00	**$17,084.00**	**$29,457.61**	**$16,845.19**	**$18,450.00**	**$14,182.84**	**76.87%**	**$18,950.00**	**$0.00**	**$500.00**	**$18,950.00**	2.71%
	Services												
101-42200-309	Mutual Aid Run Fees	$0.00	$916.00	$532.00	$3,625.00	$1,050.00	$15,450.00	1471.43%	$1,500.00		$450.00	$1,500.00	
101-42200-321	Telephone	$1,304.00	$2,571.00	$2,576.20	$2,208.17	$2,520.00	$2,216.19	87.94%	$2,600.00		$80.00	$2,600.00	
101-42200-322	Postage	$0.00	$0.00	$3.12	$0.00	$25.00	$0.00	0.00%	$25.00		$0.00	$25.00	
101-42200-331	Schools, Meeting & Travel Exp	$7,039.00	$12,792.00	$22,374.67	$15,325.50	$6,300.00	$22,622.39	359.09%	$6,600.00		$300.00	$6,600.00	
101-42200-350	Printing, Publishing & Advertising	$38.00	$0.00	$0.00	$281.00	$0.00	$136.69	0.00%	$150.00		$150.00	$150.00	
101-42200-360	Insurance	$16,596.00	$13,847.00	$9,760.33	$18,326.20	$14,000.00	$0.00	0.00%	$14,000.00		$0.00	$14,000.00	
101-42200-380	Utilities	$11,459.00	$14,827.00	$10,879.32	$12,468.70	$16,500.00	$10,744.17	65.12%	$16,500.00		$0.00	$16,500.00	
		$36,436.00	**$44,953.00**	**$46,125.64**	**$52,234.57**	**$40,395.00**	**$51,169.44**	**126.67%**	**$41,375.00**	**$0.00**	**$980.00**	**$41,375.00**	2.43%

CITY OF WADENA

2026 GENERAL FUND

BUDGET EXPENDITURES

	Account Description	2021 Actual	2022 Actual	2023 Actual	2024 Amount as of12/31/24	2025 Budget	2025 Amount as of 11/30/25	% of Budget	2026 Proposed Budget	Revisions	Proposed Difference 2025-2026	2026 Budget	% Change in Budget
	Maintenance												
101-42200-400	Equipment Repair & Maintenance	$6,664.00	$7,151.00	$16,219.93	$5,396.76	$15,000.00	$15,038.18	100.25%	$15,000.00		$0.00	$15,000.00	
101-42200-402	Firehall Building Maintenance	$11,367.00	$3,958.00	$3,252.96	$1,649.10	$7,000.00	$7,785.25	111.22%	$7,000.00		$0.00	$7,000.00	
101-42200-430	Firefighter Physicals	$2,527.00	$2,619.00	$1,532.50	$160.00	$3,000.00	$206.25	6.88%	$3,000.00		$0.00	$3,000.00	
101-42200-433	Dues and Subscriptions	$365.00	$595.00	$669.25	$493.00	$800.00	$865.75	108.22%	$800.00		$0.00	$800.00	
		$20,923.00	**$14,323.00**	**$21,674.64**	**$7,698.86**	**$25,800.00**	**$23,895.43**	**92.62%**	**$25,800.00**	**$0.00**	**$0.00**	**$25,800.00**	0.00%
		$210,504.00	**$151,203.00**	**$231,747.00**	**$213,436.20**	**$191,645.00**	**$209,493.53**	**109.31%**	**$208,940.00**	**$0.00**	**$17,295.00**	**$208,940.00**	9.02%
GENERAL ROADWAY MAINTENANCE													
	Salaries and Benefits												
101-43100-101	Salaries Full Time Regular	$79,057.00	$68,783.00	$67,555.82	$102,961.61	$109,650.00	$82,494.94	75.23%	$116,750.00		$7,100.00	$116,750.00	
101-43100-102	Salaries Full Time Overtime	$163.00	$873.00	$443.22	$657.95	$700.00	$117.45	16.78%	$700.00		$0.00	$700.00	
101-43100-121	PERA	$5,939.00	$5,268.00	$5,130.24	$7,819.11	$8,250.00	$5,893.33	71.43%	$8,800.00		$550.00	$8,800.00	
101-43100-122	FICA	$5,590.00	$4,793.00	$4,711.67	$6,909.58	$8,390.00	$5,528.25	65.89%	$9,000.00		$610.00	$9,000.00	
101-43100-131	Health, Life, HSA, Deferred Comp	$14,991.00	$15,148.00	$11,967.27	$17,921.91	$17,580.00	$14,983.60	85.23%	$22,350.00		$4,770.00	$22,350.00	
101-43100-142	Unemployment/Severance Pay	$0.00	$0.00	$5,715.88	$0.00	$0.00	$0.00	0.00%	$0.00		$0.00	$0.00	
		$105,740.00	**$94,865.00**	**$95,524.10**	**$136,270.16**	**$144,570.00**	**$109,017.57**	**75.41%**	**$157,600.00**	**$0.00**	**$13,030.00**	**$157,600.00**	9.01%
	Supplies												
101-43100-200	Office Supplies	$1,998.00	$1,334.00	$3,171.79	$3,049.95	$2,000.00	$2,035.52	101.78%	$2,000.00		$0.00	$2,000.00	
101-43100-210	General Supplies	$1,480.00	$1,754.00	$2,282.97	$3,993.37	$2,500.00	$1,391.19	55.65%	$2,500.00		$0.00	$2,500.00	
101-43100-212	Motor Fuels & Lubricants	$2,575.00	$4,526.00	$4,603.56	$4,602.59	$4,800.00	$2,965.41	61.78%	$4,800.00		$0.00	$4,800.00	
101-43100-228	Safety Expenses	$5,739.00	$4,284.00	$4,775.48	$6,281.10	$4,000.00	$12,082.69	302.07%	$4,000.00		$0.00	$4,000.00	
101-43100-229	Sidewalk Repairs	$975.00	$2,644.00	$35.98	$1,587.15	$3,000.00	$1,255.34	41.84%	$3,000.00		$0.00	$3,000.00	
		$12,767.00	**$14,542.00**	**$14,869.78**	**$19,514.16**	**$16,300.00**	**$19,730.15**	**121.04%**	**$16,300.00**	**$0.00**	**$0.00**	**$16,300.00**	0.00%
	Services												
101-43100-315	Sanitation (Shade Tree)	$2,890.00	$1,430.00	$5,859.50	$4,607.32	$4,000.00	$5,573.37	139.33%	$4,000.00		$0.00	$4,000.00	
101-43100-321	Cell Phone Reimb	$751.00	$1,170.00	$1,427.20	$1,930.17	$1,600.00	$1,934.67	120.92%	$1,600.00		$0.00	$1,600.00	
101-43100-331	Travel/Meeting/School Expense	$150.00	$150.00	$0.00	$108.49	$800.00	$25.66	3.21%	$250.00		-$550.00	$250.00	
101-43100-350	Printing, Publishing & Advertising	$643.00	$0.00	$0.00	$92.14	$220.00	$15.00	6.82%	$200.00		-$20.00	$200.00	
101-43100-360	Insurance	$37,571.00	$26,386.00	$16,598.75	$34,198.13	$30,000.00	$0.00	0.00%	$30,000.00		$0.00	$30,000.00	
		$42,005.00	**$29,136.00**	**$23,885.45**	**$40,936.25**	**$36,620.00**	**$7,548.70**	**20.61%**	**$36,050.00**	**$0.00**	**-$570.00**	**$36,050.00**	-1.56%
	Maintenance												
101-43100-400	Equipment Repair & Maintenance	$2,405.00	$8,047.00	$4,507.71	$14,228.19	$4,400.00	$3,748.57	85.19%	$4,400.00		$0.00	$4,400.00	
101-43100-417	Uniforms	$2,718.00	$2,740.00	$2,739.33	$3,183.98	$3,000.00	$1,618.45	53.95%	$3,000.00		$0.00	$3,000.00	
101-43100-433	Dues and Subscriptions	$24.00	$48.00	$0.00	$0.00	$200.00	$0.00	0.00%	$0.00		-$200.00	$0.00	
		$5,147.00	**$10,835.00**	**$7,247.04**	**$17,412.17**	**$7,600.00**	**$5,367.02**	**70.62%**	**$7,400.00**	**$0.00**	**-$200.00**	**$7,400.00**	-2.63%
		$165,659.00	**$149,378.00**	**$141,526.37**	**$214,132.74**	**$205,090.00**	**$141,663.44**	**69.07%**	**$217,350.00**	**$0.00**	**$12,260.00**	**$217,350.00**	5.98%
STREET SHOP MAINTENANCE													
	Salaries and Benefits												
101-43115-101	Salaries Full Time Regular	$14,043.00	$17,059.00	$10,516.66	$9,801.99	$14,300.00	$6,505.89	45.50%	$15,250.00		$950.00	$15,250.00	
101-43115-102	Salaries Full Time Overtime	$0.00	$23.00	$0.00	$112.12	$0.00	$176.18	#DIV/0!	$250.00		$250.00	$250.00	
101-43115-121	PERA	$1,058.00	$1,349.00	$850.20	$811.67	$1,075.00	$563.53	52.42%	$1,200.00		$125.00	$1,200.00	
101-43115-122	FICA	$973.00	$1,280.00	$805.24	$794.83	$1,100.00	$526.55	47.87%	$1,200.00		$100.00	$1,200.00	
101-43115-131	Health, Life, HSA, Deferred Comp	$3,088.00	$4,495.00	$2,680.14	$2,114.85	$2,300.00	$1,999.16	86.92%	$2,900.00		$600.00	$2,900.00	
		$19,162.00	**$24,206.00**	**$14,852.24**	**$13,635.46**	**$18,775.00**	**$9,771.31**	**52.04%**	**$20,800.00**	**$0.00**	**$2,025.00**	**$20,800.00**	10.79%
	Supplies												
101-43115-200	Office Supplies	$1,046.00	$1,605.00	$1,563.52	$2,063.48	$1,200.00	$2,165.49	180.46%	$1,200.00		$0.00	$1,200.00	
101-43115-210	General Supplies	$2,151.00	$808.00	$1,786.45	$2,341.94	$1,700.00	$1,694.38	99.67%	$1,700.00		$0.00	$1,700.00	
101-43115-220	Repair & Maintenance Supplies	$7,688.00	$12,913.00	$10,475.72	$6,904.58	$6,500.00	$7,017.68	107.96%	$6,500.00		$0.00	$6,500.00	
		$10,885.00	**$15,326.00**	**$13,825.69**	**$11,310.00**	**$9,400.00**	**$10,877.55**	**115.72%**	**$9,400.00**	**$0.00**	**$0.00**	**$9,400.00**	0.00%
	Services												
101-43115-321	Telephone	$1,864.00	$2,566.00	$2,125.04	$1,598.64	$2,200.00	$1,505.49	68.43%	$2,200.00		$0.00	$2,200.00	
101-43115-322	Postage	$0.00	$0.00	$25.71	$0.00	$0.00	$0.00	0.00%	$0.00		$0.00	$0.00	
101-43115-331	Schools, Meeting & Travel Exp	$534.00	$477.00	$477.00	$0.00	$500.00	$0.00	0.00%	$500.00		$0.00	$500.00	
101-43115-360	Insurance	$104.00	$523.00	$784.42	$1,269.99	$800.00	$0.00	0.00%	$800.00		$0.00	$800.00	
101-43115-380	Utilities	$15,707.00	$24,967.00	$20,630.58	$19,680.31	$22,000.00	$16,456.40	74.80%	$22,000.00		$0.00	$22,000.00	
		$18,209.00	**$28,533.00**	**$24,042.75**	**$22,548.94**	**$25,500.00**	**$17,961.89**	**70.44%**	**$25,500.00**	**$0.00**	**$0.00**	**$25,500.00**	0.00%
	Maintenance												
101-43115-400	Equipment Repair & Maintenance	$8,675.00	$552.00	$2,793.95	$3,146.83	$5,000.00	$4,236.15	84.72%	$5,000.00		$0.00	$5,000.00	
101-43115-411	Licenses & Permits	$162.00	$371.00	$46.00	$296.25	$300.00	$196.00	65.33%	$300.00		$0.00	$300.00	
		$8,837.00	**$923.00**	**$2,839.95**	**$3,443.08**	**$5,300.00**	**$4,432.15**	**83.63%**	**$5,300.00**	**$0.00**	**$0.00**	**$5,300.00**	0.00%
		$57,093.00	**$68,988.00**	**$55,560.63**	**$50,937.48**	**$58,975.00**	**$43,042.90**	**72.98%**	**$61,000.00**	**$0.00**	**$2,025.00**	**$61,000.00**	3.43%
PAVED STREETS													
	Salaries and Benefits												
101-43121-101	Salaries Full Time Regular	$17,908.00	$20,663.00	$23,801.20	$26,894.73	$14,300.00	$21,249.93	148.60%	$15,250.00		$950.00	$15,250.00	
101-43121-103	Salaries Full Time Regular	$0.00	$0.00	$0.00	$0.00	$0.00	$669.44	#DIV/0!	$0.00		$0.00	$0.00	
101-43121-121	PERA	$1,330.00	$1,546.00	$1,778.92	$2,014.09	$1,075.00	$1,455.44	135.39%	$1,200.00		$125.00	$1,200.00	
101-43121-122	FICA	$1,310.00	$1,519.00	$1,764.57	$1,861.74	$1,100.00	$1,518.05	138.00%	$1,200.00		$100.00	$1,200.00	
101-43121-131	Health, Life, HSA, Deferred Comp	$2,857.00	$4,457.00	$3,899.54	$4,620.01	$2,300.00	$3,828.68	166.46%	$2,900.00		$600.00	$2,900.00	
		$23,405.00	**$28,185.00**	**$31,244.23**	**$35,390.57**	**$18,775.00**	**$28,721.54**	**152.98%**	**$20,550.00**	**$0.00**	**$1,775.00**	**$20,550.00**	9.45%
	Supplies												
101-43121-212	Motor Fuels & Lubricants	$663.00	$3,270.00	$1,469.40	$1,213.80	$1,000.00	$144.73	14.47%	$1,000.00		$0.00	$1,000.00	
101-43121-220	Repair & Maintenance Supplies	$52.00	$84.00	$348.48	$60.91	$250.00	$277.84	111.14%	$250.00		$0.00	$250.00	
101-43121-224	St Maintenance Materials	$6,642.00	$2,308.00	$6,200.34	$5,461.96	$5,500.00	$7,060.47	128.37%	$5,500.00		$0.00	$5,500.00	
101-43121-228	Overlay Expense	$89,522.00	$87,878.00	$114,611.96	$109,279.83	$100,000.00	$93,067.89	93.07%	$100,000.00		$0.00	$100,000.00	
		$96,879.00	**$93,540.00**	**$122,630.18**	**$116,016.50**	**$106,750.00**	**$100,550.93**	**94.19%**	**$106,750.00**	**$0.00**	**$0.00**	**$106,750.00**	0.00%
	Maintenance												
101-43121-400	Equipment Repair & Maintenance	**$682.00**	**$1,462.00**	**$2,795.20**	**$2,695.50**	**$1,000.00**	**$0.00**	**0.00%**	**$1,000.00**		**$0.00**	**$1,000.00**	0.00%
		$120,966.00	**$123,187.00**	**$156,669.61**	**$154,102.57**	**$126,525.00**	**$129,272.47**	**102.17%**	**$128,300.00**	**$0.00**	**$1,775.00**	**$128,300.00**	1.40%
UNPAVED STREETS/ALLEYS													
	Salaries and Benefits												
101-43122-101	Salaries Full Time Regular	$20,923.00	$19,777.00	$17,876.09	$21,148.67	$28,600.00	$14,872.11	52.00%	$30,500.00		$1,900.00	$30,500.00	
101-43122-121	PERA	$1,579.00	$1,482.00	$1,339.92	$2,203.31	$2,150.00	$1,132.66	52.68%	$2,300.00		$150.00	$2,300.00	
101-43122-122	FICA	$1,582.00	$1,480.00	$1,349.23	$1,342.90	$2,200.00	$1,147.16	52.14%	$2,300.00		$100.00	$2,300.00	
101-43122-131	Health, Life, HSA, Deferred Comp	$3,600.00	$4,990.00	$3,428.59	$3,795.93	$4,590.00	$2,640.40	57.53%	$5,850.00		$1,260.00	$5,850.00	
		$27,684.00	**$27,729.00**	**$23,993.83**	**$28,490.81**	**$37,540.00**	**$19,792.33**	**52.72%**	**$40,950.00**	**$0.00**	**$3,410.00**	**$40,950.00**	9.08%
	Supplies												
101-43122-212	Motor Fuels & Lubricants	$2,345.00	$2,418.00	$5,922.49	$2,789.99	$3,850.00	$1,021.41	26.53%	$3,850.00		$0.00	$3,850.00	
101-43122-220	Repair & Maintenance Supplies	$9,286.00	$15,054.00	$14,920.11	$13,870.61	$10,000.00	$14,019.29	140.19%	$10,000.00		$0.00	$10,000.00	
		$11,631.00	**$17,472.00**	**$20,842.60**	**$16,660.60**	**$13,850.00**	**$15,040.70**	**108.60%**	**$13,850.00**	**$0.00**	**$0.00**	**$13,850.00**	0.00%
	Maintenance												
101-43122-400	Equipment Repair & Maintenance	**$4,157.00**	**$1,818.00**	**$2,524.39**	**$2,303.16**	**$4,000.00**	**$5,592.05**	**139.80%**	**$4,000.00**		**$0.00**	**$4,000.00**	0.00%
		$43,472.00	**$47,019.00**	**$47,360.82**	**$47,454.57**	**$55,390.00**	**$40,425.08**	**72.98%**	**$58,800.00**	**$0.00**	**$3,410.00**	**$58,800.00**	6.16%
SNOW & ICE REMOVAL													
	Salaries and Benefits												
101-43125-101	Salaries Full Time Regular	$56,374.00	$91,071.00	$89,612.48	$52,664.36	$76,260.00	$46,215.98	60.60%	$81,250.00		$4,990.00	$81,250.00	
101-43125-102	Salaries Full Time Overtime	$3,948.00	$6,219.00	$6,177.91	$2,873.36	$5,500.00	$4,976.53	90.48%	$5,500.00		$0.00	$5,500.00	
101-43125-103	Salaries Part Time Regular	$0.00	$0.00	$0.00	$0.00	$3,000.00	$0.00	0.00%	$3,000.00		$0.00	$3,000.00	
101-43125-121	PERA	$4,484.00	$7,255.00	$7,135.36	$3,545.69	$6,400.00	$3,114.53	48.66%	$5,850.00		-$550.00	$5,850.00	
101-43125-122	FICA	$4,271.00	$6,946.00	$6,855.50	$3,376.75	$6,500.00	$2,980.89	45.86%	$5,900.00		-$600.00	$5,900.00	
101-43125-131	Health, Life, HSA, Deferred Comp	$10,669.00	$17,962.00	$17,493.40	$10,620.32	$15,000.00	$6,385.83	42.57%	$15,550.00		$550.00	$15,550.00	
		$79,746.00	**$129,453.00**	**$127,274.65**	**$73,080.48**	**$112,660.00**	**$63,673.76**	**56.52%**	**$117,050.00**	**$0.00**	**$4,390.00**	**$117,050.00**	3.90%
	Supplies												
101-43125-210	General Supplies	$4,653.00	$13,813.00	$19,502.31	$13,620.12	$15,000.00	$11,828.34	78.86%	$15,000.00		$0.00	$15,000.00	
101-43125-212	Motor Fuels & Lubricants	$19,934.00	$26,173.00	$25,516.31	$13,739.11	$20,000.00	$12,604.64	63.02%	$20,000.00		$0.00	$20,000.00	

CITY OF WADENA

2026 GENERAL FUND

BUDGET EXPENDITURES

	Account Description	2021 Actual	2022 Actual	2023 Actual	2024 Amount as of12/31/24	2025 Budget	2025 Amount as of 11/30/25	% of Budget	2026 Proposed Budget	Revisions	Proposed Difference 2025-2026	2026 Budget	% Change in Budget
		$24,587.00	**$39,986.00**	**$45,018.62**	**$27,359.23**	**$35,000.00**	**$24,432.98**	**69.81%**	**$35,000.00**	**$0.00**	**$0.00**	**$35,000.00**	0.00%
	Services												
101-43125-360	Insurance	**$549.00**	**$100.00**	**$125.67**	**$30.00**	**$150.00**	**$0.00**	**0.00%**	**$150.00**		**$0.00**	**$150.00**	0.00%
	Maintenance												
101-43125-400	Equipment Repair & Maintenance	**$6,619.00**	**$19,879.00**	**$7,841.81**	**$23,046.04**	**$16,500.00**	**$10,352.64**	**62.74%**	**$16,500.00**		**$0.00**	**$16,500.00**	0.00%
		$111,501.00	**$189,418.00**	**$180,260.75**	**$123,515.75**	**$164,310.00**	**$98,459.38**	**59.92%**	**$168,700.00**	**$0.00**	**$4,390.00**	**$168,700.00**	2.67%
	Salaries and Benefits												
101-43126-101	Salaries Full Time Regular	$0.00	$0.00	$0.00	$0.00	$0.00	$4,853.81	#DIV/0!	$0.00		$0.00	$0.00	
101-43126-102	Salaries Full Time Overtime	$0.00	$0.00	$0.00	$0.00	$0.00	$734.06	#DIV/0!	$0.00		$0.00	$0.00	
101-43126-121	PERA	$0.00	$0.00	$0.00	$0.00	$0.00	$3,093.02	#DIV/0!	$0.00		$0.00	$0.00	
101-43126-122	FICA	$0.00	$0.00	$0.00	$0.00	$0.00	$3,120.85	#DIV/0!	$0.00		$0.00	$0.00	
101-43126-131	Health, Life, HSA, Deferred Comp	$0.00	$0.00	$0.00	$0.00	$0.00	$8,007.86	#DIV/0!	$0.00		$0.00	$0.00	
		$0.00	**$0.00**	**$0.00**	**$0.00**	**$0.00**	**$19,809.60**	**#DIV/0!**	**$0.00**	**$0.00**	**$0.00**	**$0.00**	#DIV/0!
	Supplies												
101-43126-212	Motor Fuels & Lubricants	$0.00	$0.00	$0.00	$0.00	$0.00	$4,361.92	#DIV/0!	$0.00		$0.00	$0.00	
101-43126-220	Maintenance Supplies	$0.00	$0.00	$0.00	$0.00	$0.00	$3,696.02	#DIV/0!	$0.00		$0.00	$0.00	
		$0.00	**$0.00**	**$0.00**	**$0.00**	**$0.00**	**$8,057.94**	**#DIV/0!**	**$0.00**	**$0.00**	**$0.00**	**$0.00**	#DIV/0!
	Maintenance												
101-43126-400	Equipment Repair & Maintenance	**$0.00**	**$0.00**	**$0.00**	**$0.00**	**$0.00**	**$23,787.69**	#DIV/0!	**$0.00**		**$0.00**	**$0.00**	
		$0.00	**$0.00**	**$0.00**	**$0.00**	**$0.00**	**$51,655.23**	**#DIV/0!**	**$0.00**	**$0.00**	**$0.00**	**$0.00**	#DIV/0!
STREET SIGNS/MARKINGS													
	Salaries and Benefits												
101-43160-101	Salaries Full Time Regular	$8,408.00	$9,337.00	$7,479.70	$8,513.18	$9,150.00	$8,804.22	96.22%	$7,700.00		-$1,450.00	$7,700.00	
101-43160-121	PERA	$640.00	$703.00	$559.30	$635.57	$540.00	$644.23	119.30%	$600.00		$60.00	$600.00	
101-43160-122	FICA	$640.00	$703.00	$568.18	$646.12	$550.00	$656.14	119.30%	$600.00		$50.00	$600.00	
101-43160-131	Health, Life, HSA, Deferred Comp	$1,788.00	$1,941.00	$1,081.44	$1,120.10	$1,364.00	$1,141.64	83.70%	$1,500.00		$136.00	$1,500.00	
		$11,476.00	**$12,684.00**	**$9,688.62**	**$10,914.97**	**$11,604.00**	**$11,246.23**	**96.92%**	**$10,400.00**	**$0.00**	**-$1,204.00**	**$10,400.00**	-10.38%
	Supplies												
101-43160-210	General Supplies	$11,088.00	$6,979.00	$7,629.65	$10,286.39	$9,000.00	$7,260.87	80.68%	$9,000.00		$0.00	$9,000.00	
101-43160-212	Motor Fuels & Lubricants	$109.00	$103.00	$332.00	$0.00	$400.00	$101.29	25.32%	$400.00		$0.00	$400.00	
		$11,197.00	**$7,082.00**	**$7,961.65**	**$10,286.39**	**$9,400.00**	**$7,362.16**	**78.32%**	**$9,400.00**	**$0.00**	**$0.00**	**$9,400.00**	0.00%
	Services												
101-43160-360	Insurance	**$11.00**	**$3.00**	**$15.49**	**$53.00**	**$20.00**	**$0.00**	**0.00%**	**$50.00**		**$30.00**	**$50.00**	150.00%
	Maintenance												
101-43160-400	Equipment Repair & Maintenance	$187.00	$117.00	$30.69	$18.78	$400.00	$1,369.73	342.43%	$400.00		$0.00	$400.00	
101-43160-405	Entrance Sign Repair	$0.00	$0.00	$0.00	$288.00	$1,000.00	$1,785.96	178.60%	$1,000.00		$0.00	$1,000.00	
		$187.00	**$117.00**	**$30.69**	**$306.78**	**$1,400.00**	**$3,155.69**	225.41%	**$1,400.00**	**$0.00**	**$0.00**	**$1,400.00**	0.00%
		$22,871.00	**$19,886.00**	**$17,696.45**	**$21,561.14**	**$22,424.00**	**$21,764.08**	**97.06%**	**$21,250.00**	**$0.00**	**-$1,174.00**	**$21,250.00**	-5.24%
PARKING LOTS													
	Salaries and Benefits												
101-43170-101	Salaries Full Time Regular	$3,419.00	$1,043.00	$1,167.14	$886.53	$2,400.00	$622.02	25.92%	$2,500.00		$100.00	$2,500.00	
101-43170-121	PERA	$256.00	$78.00	$87.39	$68.46	$200.00	$46.65	23.33%	$200.00		$0.00	$200.00	
101-43170-122	FICA	$252.00	$74.00	$86.79	$45.70	$200.00	$43.28	21.64%	$200.00		$0.00	$200.00	
101-43170-131	Health, Life, HSA, Deferred Comp	$555.00	$193.00	$382.23	$164.72	$460.00	$150.43	32.70%	$500.00		$40.00	$500.00	
		$4,482.00	**$1,388.00**	**$1,723.55**	**$1,165.41**	**$3,260.00**	**$862.38**	**26.45%**	**$3,400.00**	**$0.00**	**$140.00**	**$3,400.00**	4.29%
	Supplies												
101-43170-212	Motor Fuels & Lubricants	$204.00	$161.00	$144.43	$145.78	$275.00	$168.07	61.12%	$275.00		$0.00	$275.00	
101-43170-228	Patching Material	$3,312.00	$0.00	$210.00	$0.00	$1,200.00	$440.00	36.67%	$1,200.00		$0.00	$1,200.00	
		$3,516.00	**$161.00**	**$354.43**	**$145.78**	**$1,475.00**	**$608.07**	**41.23%**	**$1,475.00**	**$0.00**	**$0.00**	**$1,475.00**	0.00%
	Maintenance												
101-43170-400	Equipment Repair & Maintenance	**$717.00**	**$1,712.00**	**$302.21**	**$610.12**	**$750.00**	**$450.21**	**60.03%**	**$750.00**		**$0.00**	**$750.00**	0.00%
		$8,715.00	**$3,261.00**	**$2,380.19**	**$1,921.31**	**$5,485.00**	**$1,920.66**	**35.02%**	**$5,625.00**	**$0.00**	**$140.00**	**$5,625.00**	2.55%
STORM SEWERS													
	Salaries and Benefits												
101-43210-101	Salaries Full Time Regular	$16,878.00	$16,514.00	$18,204.62	$15,450.78	$19,075.00	$15,729.64	82.46%	$20,500.00		$1,425.00	$20,500.00	
101-43210-102	Salaries Full Time Overtime	$161.00	$0.00	$480.04	$221.36	$150.00	$0.00	0.00%	$150.00		$0.00	$150.00	
101-43210-121	PERA	$1,273.00	$1,231.00	$1,394.65	$1,174.10	$1,450.00	$1,116.92	77.03%	$1,550.00		$100.00	$1,550.00	
101-43210-122	FICA	$1,204.00	$1,228.00	$1,317.81	$1,040.79	$1,475.00	$1,045.22	70.86%	$1,550.00		$75.00	$1,550.00	
101-43210-131	Health, Life, HSA, Deferred Comp	$2,808.00	$2,531.00	$2,407.28	$2,147.23	$3,650.00	$2,356.71	64.57%	$4,000.00		$350.00	$4,000.00	
		$22,324.00	**$21,504.00**	**$23,804.40**	**$20,034.26**	**$25,800.00**	**$20,248.49**	**78.48%**	**$27,750.00**	**$0.00**	**$1,950.00**	**$27,750.00**	7.56%
	Supplies												
101-43210-212	Motor Fuels & Lubricants	$297.00	$690.00	$826.01	$261.11	$1,050.00	$506.26	48.22%	$1,050.00		$0.00	$1,050.00	
101-43210-220	Repair & Maintenance Supplies	$2,112.00	$504.00	$50.50	$0.00	$1,200.00	$161.96	13.50%	$1,200.00		$0.00	$1,200.00	
		$2,409.00	**$1,194.00**	**$876.51**	**$261.11**	**$2,250.00**	**$668.22**	**29.70%**	**$2,250.00**	**$0.00**	**$0.00**	**$2,250.00**	0.00%
	Services												
101-43210-360	Insurance	**$18.00**	**$18.00**	**$24.16**	**$13.00**	**$25.00**	**$0.00**	**0.00%**	**$25.00**		**$0.00**	**$25.00**	0.00%
	Maintenance												
101-43210-400	Equipment Repair & Maintenance	**$316.00**	**$426.00**	**$499.43**	**$438.39**	**$875.00**	**$0.00**	**0.00%**	**$875.00**		**$0.00**	**$875.00**	0.00%
		$25,067.00	**$23,142.00**	**$25,204.50**	**$20,746.76**	**$28,950.00**	**$20,916.71**	**72.25%**	**$30,900.00**	**$0.00**	**$1,950.00**	**$30,900.00**	6.74%
STREET CLEANING													
	Salaries and Benefits												
101-43220-101	Salaries Full Time Regular	$27,471.00	$27,157.00	$29,457.75	$28,498.64	$28,600.00	$27,200.47	95.11%	$30,500.00		$1,900.00	$30,500.00	
101-43220-102	Salaries Full Time Overtime	$158.00	$20.00	$10.35	$17.34	$0.00	$298.83	#DIV/0!	$50.00		$50.00	$50.00	
101-43220-121	PERA	$2,055.00	$2,026.00	$2,198.50	$2,131.78	$2,150.00	$1,827.31	84.99%	$2,300.00		$150.00	$2,300.00	
101-43220-122	FICA	$1,948.00	$1,902.00	$2,064.21	$1,698.84	$2,190.00	$1,724.11	78.73%	$2,300.00		$110.00	$2,300.00	
101-43220-131	Health, Life, HSA, Deferred Comp	$4,784.00	$5,088.00	$4,749.79	$4,734.67	$5,500.00	$4,182.89	76.05%	$5,900.00		$400.00	$5,900.00	
		$36,416.00	**$36,193.00**	**$38,480.60**	**$37,081.27**	**$38,440.00**	**$35,233.61**	**91.66%**	**$41,050.00**	**$0.00**	**$2,610.00**	**$41,050.00**	6.79%
	Supplies												
101-43220-212	Motor Fuels & Lubricants	**$3,456.00**	**$4,862.00**	**$5,060.37**	**$6,221.69**	**$4,500.00**	**$4,560.27**	**101.34%**	**$4,500.00**		**$0.00**	**$4,500.00**	0.00%
	Services												
101-43220-360	Insurance	**$224.00**	**$196.00**	**$215.86**	**$107.00**	**$250.00**	**$0.00**	**0.00%**	**$250.00**		**$0.00**	**$250.00**	0.00%
	Maintenance												
110-43220-400	Equipment Repair & Maintenance	**$6,611.00**	**$7,287.00**	**$11,034.43**	**$20,736.60**	**$11,000.00**	**$4,019.49**	**36.54%**	**$11,000.00**		**$0.00**	**$11,000.00**	0.00%
		$46,707.00	**$48,538.00**	**$54,791.26**	**$64,146.56**	**$54,190.00**	**$43,813.37**	**80.85%**	**$56,800.00**	**$0.00**	**$2,610.00**	**$56,800.00**	4.82%
WASTE (REFUSE) COLLECTION													
	Salaries and Benefits												
101-43230-101	Salaries Full Time Regular	$5,199.00	$2,409.00	$4,593.40	$7,446.83	$9,550.00	$6,229.76	65.23%	$10,500.00		$950.00	$10,500.00	
101-43230-121	PERA	$389.00	$180.00	$343.99	$556.43	$725.00	$467.24	64.45%	$800.00		$75.00	$800.00	
101-43230-122	FICA	$363.00	$182.00	$312.06	$504.52	$750.00	$426.53	56.87%	$800.00		$50.00	$800.00	
101-43230-131	Health, Life, HSA, Deferred Comp	$1,199.00	$385.00	$1,007.05	$1,556.86	$1,850.00	$1,429.35	77.26%	$2,000.00		$150.00	$2,000.00	
		$7,150.00	**$3,156.00**	**$6,256.50**	**$10,064.64**	**$12,875.00**	**$8,552.88**	**66.43%**	**$14,100.00**	**$0.00**	**$1,225.00**	**$14,100.00**	9.51%
	Supplies												
101-43230-212	Motor Fuels & Lubricants	$318.00	$268.00	$53.66	$0.00	$375.00	$161.33	43.02%	$375.00		$0.00	$375.00	
101-43230-214	Supplies - Bags, Cans, Etc	$419.00	$1,143.00	$164.28	$465.52	$1,000.00	$1,535.83	153.58%	$750.00		-$250.00	$750.00	
		$737.00	**$1,411.00**	**$217.94**	**$465.52**	**$1,375.00**	**$1,697.16**	**123.43%**	**$1,125.00**	**$0.00**	**-$250.00**	**$1,125.00**	-18.18%
	Services												
101-43230-305	Dumping Fees	**$8,898.00**	**$8,381.00**	**$9,538.45**	**$8,698.59**	**$8,300.00**	**$7,827.35**	**94.31%**	**$8,500.00**		**$200.00**	**$8,500.00**	2.41%

CITY OF WADENA

2026 GENERAL FUND

BUDGET EXPENDITURES

	Account Description	2021 Actual	2022 Actual	2023 Actual	2024 Amount as of12/31/24	2025 Budget	2025 Amount as of 11/30/25	% of Budget	2026 Proposed Budget	Revisions	Proposed Difference 2025-2026	2026 Budget	% Change in Budget
	Maintenance												
101-43230-400	Equipment Repair & Maintenance	**$0.00**	**$0.00**	**$0.00**	**$0.00**	**$500.00**	**$0.00**	**0.00%**	**$0.00**		**-$500.00**	**$0.00**	-100.00%
		$16,785.00	**$12,948.00**	**$16,012.89**	**$19,228.75**	**$23,050.00**	**$18,077.39**	**78.43%**	**$23,725.00**	**$0.00**	**$675.00**	**$23,725.00**	2.93%
WEED CONTROL													
	Salaries and Benefits												
101-43260-101	Salaries Full Time Regular	$1,512.00	$3,366.00	$220.77	$1,044.58	$4,800.00	$3,038.73	63.31%	$5,100.00		$300.00	$5,100.00	
101-43260-121	PERA	$112.00	$251.00	$16.42	$80.91	$360.00	$217.11	60.31%	$400.00		$40.00	$400.00	
101-43260-122	FICA	$111.00	$255.00	$15.94	$71.15	$375.00	$211.61	56.43%	$400.00		$25.00	$400.00	
101-43260-131	Health, Life, HSA, Deferred Comp	$226.00	$418.00	$25.13	$206.32	$925.00	$484.21	52.35%	$975.00		$50.00	$975.00	
		$1,961.00	**$4,290.00**	**$278.26**	**$1,402.96**	**$6,460.00**	**$3,951.66**	**61.17%**	**$6,875.00**	**$0.00**	**$415.00**	**$6,875.00**	6.42%
	Supplies												
101-43260-212	Motor Fuels & Lubricants	$46.00	$0.00	$0.00	$0.00	$250.00	$0.00	0.00%	$0.00		-$250.00	$0.00	
101-43260-216	Chemicals & Chemical Products	$101.00	$1,836.00	$484.48	$913.22	$1,000.00	$560.92	56.09%	$1,000.00		$0.00	$1,000.00	
		$147.00	**$1,836.00**	**$484.48**	**$913.22**	**$1,250.00**	**$560.92**	**44.87%**	**$1,000.00**	**$0.00**	**-$250.00**	**$1,000.00**	-20.00%
	Maintenance												
101-43260-400	Equipment Repair & Maintenance	**$147.00**	**$0.00**	**$0.00**	**$0.00**	**$300.00**	**$307.56**	**102.52%**	**$300.00**		**$0.00**	**$300.00**	0.00%
		$2,255.00	**$6,126.00**	**$762.74**	**$2,316.18**	**$8,010.00**	**$4,820.14**	**60.18%**	**$8,175.00**	**$0.00**	**$165.00**	**$8,175.00**	2.06%
SKATING RINKS													
	Salaries and Benefits												
101-45122-101	Salaries Full Time Regular	$1,127.00	$610.00	$17.15	$787.25	$1,800.00	$285.01	15.83%	$1,500.00		-$300.00	$1,500.00	
101-45122-121	PERA	$83.00	$48.00	$1.29	$58.58	$360.00	$16.28	4.52%	$400.00		$40.00	$400.00	
101-45122-122	FICA	$80.00	$49.00	$1.28	$46.50	$375.00	$15.07	4.02%	$400.00		$25.00	$400.00	
101-45122-131	Health, Life, HSA, Deferred Comp	$282.00	$156.00	$9.67	$172.84	$920.00	$43.21	4.70%	$975.00		$55.00	$975.00	
		$1,572.00	**$863.00**	**$29.39**	**$1,065.17**	**$3,455.00**	**$359.57**	**10.41%**	**$3,275.00**	**$0.00**	**-$180.00**	**$3,275.00**	-5.21%
	Supplies												
101-45122-212	Motor Fuels & Lubricants	$51.00	$7.00	$3.60	$2.37	$400.00	$135.38	33.85%	$100.00		-$300.00	$100.00	
101-45122-220	Repair & Maintenance Supplies	$0.00	$0.00	$0.00	$1,117.03	$500.00	$0.00	0.00%	$500.00		$0.00	$500.00	
		$51.00	**$7.00**	**$3.60**	**$1,119.40**	**$900.00**	**$135.38**	**15.04%**	**$600.00**	**$0.00**	**-$300.00**	**$600.00**	-33.33%
	Services												
101-45122-360	Insurance	$113.00	$74.00	$16.64	$16.76	$100.00	$0.00	0.00%	$100.00		$0.00	$100.00	
101-45122-380	Utilities	$4,187.00	$4,798.00	$5,053.98	$4,451.28	$4,500.00	$9,392.89	208.73%	$4,500.00		$0.00	$4,500.00	
		$4,300.00	**$4,872.00**	**$5,070.62**	**$4,468.04**	**$4,600.00**	**$9,392.89**	**204.19%**	**$4,600.00**	**$0.00**	**$0.00**	**$4,600.00**	0.00%
	Maintenance												
101-45122-400	Equipment Repair & Maintenance	**$63.00**	**$37.00**	**$23.64**	**$1,107.51**	**$700.00**	**$89.99**	**12.86%**	**$700.00**		**$0.00**	**$700.00**	0.00%
		$5,986.00	**$5,779.00**	**$5,127.25**	**$7,760.12**	**$9,655.00**	**$9,977.83**	**103.34%**	**$9,175.00**	**$0.00**	**-$480.00**	**$9,175.00**	-4.97%
PLAYGROUNDS													
	Salaries and Benefits												
101-45124-101	Salaries Full Time Regular	$3,789.00	$2,647.00	$3,634.99	$6,592.01	$9,600.00	$8,143.26	84.83%	$10,250.00		$650.00	$10,250.00	
101-45124-102	Salaries Full Time Overtime	$84.00	$128.00	$95.43	$0.46	$0.00	$0.00	0.00%	$0.00		$0.00	$0.00	
101-45124-103	Salaries Part Time Regular	$1,655.00	$2,963.00	$3,510.16	$7,302.25	$8,000.00	$11,092.83	138.66%	$8,000.00		$0.00	$8,000.00	
101-45124-121	PERA	$277.00	$208.00	$278.67	$470.14	$500.00	$610.74	122.15%	$800.00		$300.00	$800.00	
101-45124-122	FICA	$409.00	$431.00	$546.69	$1,038.19	$700.00	$1,471.32	210.19%	$800.00		$100.00	$800.00	
101-45124-131	Health, Life, HSA, Deferred Comp	$522.00	$604.00	$657.54	$1,035.32	$1,000.00	$1,595.58	159.56%	$2,000.00		$1,000.00	$2,000.00	
		$6,736.00	**$6,981.00**	**$8,723.48**	**$16,438.37**	**$19,800.00**	**$22,913.73**	**115.73%**	**$21,850.00**	**$0.00**	**$2,050.00**	**$21,850.00**	10.35%
	Supplies												
101-45124-212	Motor Fuels & Lubricants	$1,617.00	$2,892.00	$3,965.64	$5.48	$2,500.00	$5,423.59	216.94%	$2,500.00		$0.00	$2,500.00	
101-45124-220	Repair & Maintenance Supplies	$2,962.00	$954.00	$1,619.44	$2,247.23	$2,100.00	$890.61	42.41%	$2,100.00		$0.00	$2,100.00	
		$4,579.00	**$3,846.00**	**$5,585.08**	**$2,252.71**	**$4,600.00**	**$6,314.20**	**137.27%**	**$4,600.00**	**$0.00**	**$0.00**	**$4,600.00**	0.00%
	Services												
101-45124-360	Insurance	$3,268.00	$3,379.00	$1,305.51	$1,010.00	$3,000.00	$0.00	0.00%	$3,000.00		$0.00	$3,000.00	
101-45124-380	Utilities	$3,993.00	$6,576.00	$2,007.34	$4,548.29	$4,000.00	$6,647.51	166.19%	$4,000.00		$0.00	$4,000.00	
		$7,261.00	**$9,955.00**	**$3,312.85**	**$5,558.29**	**$7,000.00**	**$6,647.51**	**94.96%**	**$7,000.00**	**$0.00**	**$0.00**	**$7,000.00**	0.00%
	Maintenance												
101-45124-400	Equipment Maintenance	$602.00	$130.00	$750.29	$516.28	$550.00	$570.46	103.72%	$550.00		$0.00	$550.00	
101-45124-402	Softball Complex Expense	$2,570.00	$676.00	$2,562.92	$575.08	$2,000.00	$3,445.12	172.26%	$2,000.00		$0.00	$2,000.00	
101-45124-403	Playground Expenses	$515.00	$180.00	$279.43	$278.96	$550.00	$452.53	82.28%	$550.00		$0.00	$550.00	
101-45124-404	Tennis Court Expenses	$136.00	$62.00	$478.34	$2,274.74	$500.00	$0.00	0.00%	$500.00		$0.00	$500.00	
		$3,823.00	**$1,048.00**	**$4,070.98**	**$3,645.06**	**$3,600.00**	**$4,468.11**	**124.11%**	**$3,600.00**	**$0.00**	**$0.00**	**$3,600.00**	0.00%
		$22,399.00	**$21,830.00**	**$21,692.39**	**$27,894.43**	**$35,000.00**	**$40,343.55**	**115.27%**	**$37,050.00**	**$0.00**	**$2,050.00**	**$37,050.00**	5.86%
WADING POOL													
	Supplies												
101-45130-210	Supplies	$0.00	$0.00	$29.97	$0.00	$300.00	$0.00	0.00%	$300.00		$0.00	$300.00	
101-45130-216	Pool Chemicals	$1,489.00	$1,536.00	$2,700.72	$9,997.35	$2,000.00	$2,725.20	136.26%	$2,000.00		$0.00	$2,000.00	
		$1,489.00	**$1,536.00**	**$2,730.69**	**$9,997.35**	**$2,300.00**	**$2,725.20**	**118.49%**	**$2,300.00**	**$0.00**	**$0.00**	**$2,300.00**	0.00%
	Services												
101-45130-380	Utilities	**$7,388.00**	**$6,623.00**	**$7,153.19**	**$6,803.08**	**$8,000.00**	**$7,185.72**	**89.82%**	**$8,000.00**		**$0.00**	**$8,000.00**	0.00%
	Maintenance												
101-45130-400	Pool Maintenance	**$323.00**	**$2,486.00**	**$597.82**	**$1,887.81**	**$2,000.00**	**$2,426.24**	**121.31%**	**$2,000.00**		**$0.00**	**$2,000.00**	0.00%
		$9,200.00	**$10,645.00**	**$10,481.70**	**$18,688.24**	**$12,300.00**	**$12,337.16**	**100.30%**	**$12,300.00**	**$0.00**	**$0.00**	**$12,300.00**	0.00%
CAMPGROUND													
	Salaries and Benefits												
101-45150-101	Salaries Full Time Regular	$1,636.00	$2,672.00	$3,064.47	$2,366.35	$4,800.00	$5,054.64	105.31%	$5,100.00		$300.00	$5,100.00	
101-45150-102	Salaries Full Time Overtime	$168.00	$0.00	$248.61	$22.04	$0.00	$23.46	#DIV/0!	$0.00		$0.00	$0.00	
101-45150-103	Salaries Part Time Regular	$0.00	$38.00	$0.00	$899.49	$1,000.00	$635.20	63.52%	$1,000.00		$0.00	$1,000.00	
101-45150-107	Contracted Wages	$5,617.00	$4,462.00	$5,328.36	$5,282.41	$5,500.00	$6,650.48	120.92%	$5,500.00		$0.00	$5,500.00	
101-45150-121	PERA	$132.00	$179.00	$246.52	$179.95	$375.00	$342.06	91.22%	$400.00		$25.00	$400.00	
101-45150-122	FICA	$127.00	$182.00	$246.47	$205.29	$450.00	$348.47	77.44%	$475.00		$25.00	$475.00	
101-45150-131	Health, Life, HSA, Deferred Comp	$284.00	$424.00	$403.99	$417.57	$915.00	$862.95	94.31%	$975.00		$60.00	$975.00	
		$7,964.00	**$7,957.00**	**$9,538.42**	**$9,373.10**	**$13,040.00**	**$13,917.26**	**106.73%**	**$13,450.00**	**$0.00**	**$410.00**	**$13,450.00**	3.14%
	Supplies												
101-45150-200	Office Supplies	$537.00	$1,659.00	$2,207.40	$3,435.80	$0.00	$988.67	#DIV/0!	$0.00		$0.00	$0.00	
101-45150-212	Motor Fuels & Lubricants	$30.00	$0.00	$14.39	$61.18	$0.00	$0.00	0.00%	$0.00		$0.00	$0.00	
101-45150-220	Repair & Maintenance Supplies	$2,063.00	$4,296.00	$4,275.96	$2,913.09	$3,500.00	$6,026.86	172.20%	$3,500.00		$0.00	$3,500.00	
101-45150-225	Credit Card Fees	$0.00	$0.00	$0.00	$0.00	$1,200.00	$315.58	26.30%	$1,200.00		$0.00	$1,200.00	
		$2,630.00	**$5,955.00**	**$6,497.75**	**$6,410.07**	**$4,700.00**	**$7,331.11**	**155.98%**	**$4,700.00**	**$0.00**	**$0.00**	**$4,700.00**	0.00%
	Services												
101-45150-321	Telephone	$408.00	$454.00	$1,084.33	$1,178.00	$1,400.00	$1,226.29	87.59%	$1,400.00		$0.00	$1,400.00	
101-45150-350	Printing, Publishing & Advertising	$1,977.00	$2,080.00	$0.00	$2,209.00	$2,000.00	$0.00	0.00%	$2,000.00		$0.00	$2,000.00	
101-45150-360	Insurance	$899.00	$904.00	$452.16	$241.00	$1,000.00	$0.00	0.00%	$1,000.00		$0.00	$1,000.00	
101-45150-380	Utilities	$7,373.00	$5,965.00	$8,606.22	$6,561.74	$6,500.00	$7,569.93	116.46%	$6,500.00		$0.00	$6,500.00	
		$10,657.00	**$9,403.00**	**$10,142.71**	**$10,189.74**	**$10,900.00**	**$8,796.22**	**80.70%**	**$10,900.00**	**$0.00**	**$0.00**	**$10,900.00**	0.00%
	Maintenance												
101-45150-400	Equipment Repair & Maintenance	$590.00	$1,583.00	$3,878.72	$723.90	$1,800.00	$3,580.12	198.90%	$1,800.00		$0.00	$1,800.00	
101-45150-433	Dues and Subscriptions	$0.00	$795.00	$375.00	$1,215.00	$600.00	$1,118.00	186.33%	$600.00		$0.00	$600.00	
		$590.00	**$2,378.00**	**$4,253.72**	**$1,938.90**	**$2,400.00**	**$4,698.12**	**195.76%**	**$2,400.00**	**$0.00**	**$0.00**	**$2,400.00**	0.00%
		$21,841.00	**$25,693.00**	**$30,432.60**	**$27,911.81**	**$31,040.00**	**$34,742.71**	**111.93%**	**$31,450.00**	**$0.00**	**$410.00**	**$31,450.00**	1.32%
PARKS													
	Salaries and Benefits												
101-45200-101	Salaries Full Time Regular	$99,870.00	$104,926.00	$101,888.76	$147,136.31	$124,000.00	$117,705.87	94.92%	$132,000.00		$8,000.00	$132,000.00	
101-45200-102	Salaries Full Time Overtime	$741.00	$907.00	$948.66	$2,355.84	$1,700.00	$2,212.70	130.16%	$2,000.00		$300.00	$2,000.00	
101-45200-103	Salaries Part Time Regular	$8,392.00	$12,977.00	$12,344.72	$10,469.00	$14,300.00	$8,368.00	58.52%	$10,000.00		-$4,300.00	$10,000.00	
101-45200-121	PERA	$7,465.00	$7,905.00	$7,596.49	$10,998.60	$9,450.00	$8,479.16	89.73%	$9,400.00		-$50.00	$9,400.00	
101-45200-122	FICA	$7,913.00	$8,580.00	$8,342.15	$10,783.94	$10,710.00	$8,978.45	83.83%	$11,000.00		$290.00	$11,000.00	

CITY OF WADENA

2026 GENERAL FUND

BUDGET EXPENDITURES

	Account Description	2021 Actual	2022 Actual	2023 Actual	2024 Amount as of12/31/24	2025 Budget	2025 Amount as of 11/30/25	% of Budget	2026 Proposed Budget	Revisions	Proposed Difference 2025-2026	2026 Budget	% Change in Budget
101-45200-131	Health, Life, HSA, Deferred Comp	$17,957.00	$20,298.00	$15,924.14	$24,509.86	$23,825.00	$19,517.29	81.92%	$25,500.00		$1,675.00	$25,500.00	
		$142,338.00	**$155,593.00**	**$147,044.92**	**$206,253.55**	**$183,985.00**	**$165,261.47**	**89.82%**	**$189,900.00**	**$0.00**	**$5,915.00**	**$189,900.00**	3.21%
	Supplies												
101-45200-200	Office Supplies	$409.00	$300.00	$540.47	$310.95	$350.00	$259.96	74.27%	$350.00		$0.00	$350.00	
101-45200-212	Motor Fuels & Lubricants	$2,384.00	$13,890.00	$7,625.68	$10,474.65	$9,000.00	$7,559.10	83.99%	$9,000.00		$0.00	$9,000.00	
101-45200-217	Operating Supplies-Animal Feed	$2,561.00	$2,580.00	$2,693.42	$1,932.98	$2,600.00	$3,122.90	120.11%	$2,600.00		$0.00	$2,600.00	
101-45200-220	Repair & Maintenance Supplies	$21,706.00	$12,452.00	$16,271.47	$29,024.89	$18,000.00	$26,037.17	144.65%	$18,000.00		$0.00	$18,000.00	
101-45200-228	Safety Program Fees	$346.00	$182.00	$49.37	$74.00	$500.00	$0.00	0.00%	$500.00		$0.00	$500.00	
		$27,406.00	**$29,404.00**	**$27,180.41**	**$41,817.47**	**$30,450.00**	**$36,979.13**	**121.44%**	**$30,450.00**	**$0.00**	**$0.00**	**$30,450.00**	0.00%
	Services												
101-45200-321	Cell Phone Reimb	$115.00	$27.00	$0.00	$0.00	$0.00	$0.00	0.00%	$0.00		$0.00	$0.00	
101-45200-331	Schools, Meeting & Travel Exp	$0.00	$0.00	$0.00	$0.00	$200.00	$0.00	0.00%	$200.00		$0.00	$200.00	
101-45200-360	Insurance	$10,990.00	$9,959.00	$6,105.79	$14,737.68	$9,000.00	$0.00	0.00%	$9,000.00		$0.00	$9,000.00	
101-45200-380	Utilities	$9,748.00	$9,355.00	$8,357.95	$9,954.08	$9,000.00	$9,745.60	108.28%	$9,000.00		$0.00	$9,000.00	
		$20,853.00	**$19,341.00**	**$14,463.74**	**$24,691.76**	**$18,200.00**	**$9,745.60**	**53.55%**	**$18,200.00**	**$0.00**	**$0.00**	**$18,200.00**	0.00%
	Maintenance												
101-45200-400	Equipment Repair & Maintenance	$7,232.00	-$1,228.00	$19,784.32	$26,698.19	$12,000.00	$23,750.63	197.92%	$12,000.00		$0.00	$12,000.00	
101-45200-430	Fish Purchases	$1,500.00	$1,500.00	$1,500.00	$1,500.00	$1,500.00	$1,500.00	100.00%	$1,500.00		$0.00	$1,500.00	
101-45200-433	Dues and Subscriptions	$365.00	$795.00	$405.00	$285.00	$650.00	$1,002.50	154.23%	$650.00		$0.00	$650.00	
		$9,097.00	**$1,067.00**	**$21,689.32**	**$28,483.19**	**$14,150.00**	**$26,253.13**	**185.53%**	**$14,150.00**	**$0.00**	**$0.00**	**$14,150.00**	0.00%
	Projects												
101-45200-535	Eagle Scout Project	$0.00	$0.00	$0.00	$0.00	$0.00	$0.00	0.00%	$0.00		$0.00	$0.00	
101-45200-541	BN Park Repairs	$0.00	$0.00	$0.00	$0.00	$0.00	$3,142.90	#DIV/0!	$0.00		$0.00	$0.00	
		$0.00	**$0.00**	**$0.00**	**$0.00**	**$0.00**	**$0.00**	**0.00%**	**$0.00**	**$0.00**	**$0.00**	**$0.00**	-100.00%
		$199,694.00	**$205,405.00**	**$210,378.39**	**$301,245.97**	**$246,785.00**	**$238,239.33**	**96.54%**	**$252,700.00**	**$0.00**	**$5,915.00**	**$252,700.00**	2.40%
PARK ADVISORY BOARD MONEY													
	Supplies												
101-45250-225	Trees & Landscaping	$770.00	$1,400.00	$120.00	$1,480.00	$1,400.00	$100.00	7.14%	$1,400.00		$0.00	$1,400.00	
101-45250-226	Flowers	$2,800.00	$2,000.00	$2,800.00	$3,660.00	$4,000.00	$3,300.00	82.50%	$4,000.00		$0.00	$4,000.00	
		$3,570.00	**$3,400.00**	**$2,920.00**	**$5,140.00**	**$5,400.00**	**$3,400.00**	**62.96%**	**$5,400.00**	**$0.00**	**$0.00**	**$5,400.00**	0.00%
	Services												
101-45250-350	Printing & Plaques	**-$10.00**	**-$60.00**	**-$30.00**	**$150.90**	**$100.00**	**$38.85**	**38.85%**	**$100.00**		**$0.00**	**$100.00**	0.00%
		$3,560.00	**$3,340.00**	**$2,890.00**	**$5,290.90**	**$5,500.00**	**$3,438.85**	**62.52%**	**$5,500.00**	**$0.00**	**$0.00**	**$5,500.00**	0.00%
LIBRARY													
	Salaries and Benefits												
101-45500-101	Salaries Full Time Regular	$10,790.00	$11,858.00	$11,950.29	$12,466.61	$0.00	$0.00	#DIV/0!	$0.00		$0.00	$0.00	
101-45500-121	PERA	$801.00	$881.00	$887.56	$919.72	$0.00	$0.00	#DIV/0!	$0.00		$0.00	$0.00	
101-45500-122	FICA	$673.00	$866.00	$883.18	$902.00	$0.00	$0.00	#DIV/0!	$0.00		$0.00	$0.00	
101-45500-131	Health, Life, HSA, Deferred Comp	$2,875.00	$2,438.00	$2,191.18	$2,488.55	$0.00	$0.00	#DIV/0!	$0.00		$0.00	$0.00	
		$15,139.00	**$16,043.00**	**$15,912.21**	**$16,776.88**	**$0.00**	**$0.00**	**#DIV/0!**	**$0.00**	**$0.00**	**$0.00**	**$0.00**	#DIV/0!
	Supplies												
101-45500-200	Office Supplies	$484.00	$1,190.00	$1,719.92	$1,149.83	$1,500.00	$1,782.94	118.86%	$1,500.00		$0.00	$1,500.00	
101-45500-211	Cleaning & Maint Supplies	$812.00	$1,409.00	$1,087.15	$1,872.13	$1,500.00	$727.55	48.50%	$1,500.00		$0.00	$1,500.00	
101-45500-220	Building Repair & Maintenance	$2,004.00	$1,025.00	$1,325.19	$3,013.49	$1,500.00	$1,798.67	119.91%	$1,500.00		$0.00	$1,500.00	
101-45500-225	Library Supplies & Programming	$1,143.00	$1,025.00	$1,633.47	$1,402.56	$1,500.00	$1,101.90	73.46%	$1,500.00		$0.00	$1,500.00	
101-45500-226	Library Books & Material Capital	$0.00	$0.00	$34.00	$927.58	$1,000.00	$1,000.00	100.00%	$1,000.00		$0.00	$1,000.00	
		$4,443.00	**$4,649.00**	**$5,799.73**	**$8,365.59**	**$7,000.00**	**$6,411.06**	**91.59%**	**$7,000.00**	**$0.00**	**$0.00**	**$7,000.00**	0.00%
	Services												
101-45500-350	Printing, Publishing & Advertising	$16.00	$345.00	$142.27	$529.00	$600.00	$0.00	0.00%	$600.00		$0.00	$600.00	
101-45500-360	Insurance	$1,647.00	$1,528.00	$1,880.86	$1,796.00	$3,000.00	$0.00	0.00%	$3,000.00		$0.00	$3,000.00	
101-45500-380	Utilities	$10,769.00	$7,134.00	$11,861.96	$13,616.65	$13,000.00	$10,816.69	83.21%	$13,500.00		$500.00	$13,500.00	
		$12,432.00	**$9,007.00**	**$13,885.09**	**$15,941.65**	**$16,600.00**	**$10,816.69**	**65.16%**	**$17,100.00**	**$0.00**	**$500.00**	**$17,100.00**	3.01%
	Maintenance												
101-45500-400	Equipment Maintenance	$1,130.00	$1,154.00	$1,011.59	$0.00	$500.00	$0.00	0.00%	$500.00		$0.00	$500.00	
101-45500-401	Automation Maintenance Fees	$1,374.00	$1,374.00	$1,374.00	$0.00	$1,375.00	$0.00	0.00%	$1,374.00		-$1.00	$1,374.00	
101-45500-	Elevator Maint & Repair	$0.00	$0.00	$0.00	$0.00	$2,600.00	$1,931.20	74.28%	$2,600.00		$0.00	$2,600.00	
101-45500-433	Dues and Subscriptions	$1,029.00	$1,228.00	$1,169.74	$1,216.84	$1,500.00	$1,337.69	89.18%	$1,500.00		$0.00	$1,500.00	
101-45500-450	Kitchigami Regional Library	$68,843.00	$74,000.00	$76,220.00	$90,774.00	$92,265.00	$93,639.00	101.49%	$95,000.00		$2,735.00	$95,000.00	
		$72,376.00	**$77,756.00**	**$79,775.33**	**$91,990.84**	**$98,240.00**	**$96,907.89**	**98.64%**	**$100,974.00**	**$0.00**	**$2,734.00**	**$100,974.00**	2.78%
	Debt												
101-45500-600	Library Gifts & Donations Expense	**$839.00**	**$1,865.00**	**$9,147.14**	**$793.14**	**$0.00**	**$3,431.60**	**#DIV/0!**	**$0.00**		**$0.00**	**$0.00**	#DIV/0!
		$105,229.00	**$109,320.00**	**$124,519.50**	**$133,868.10**	**$121,840.00**	**$117,567.24**	**96.49%**	**$125,074.00**	**$0.00**	**$3,234.00**	**$125,074.00**	2.65%
BOND PAYMENTS													
	Debt												
101-47000-600	Bond Principal - Equipment	$81,000.00	$86,000.00	$174,000.00	$186,000.00	$186,000.00	$194,000.00	104.30%	$96,000.00		-$90,000.00	$96,000.00	
	Bond Principal - Library	$0.00	$0.00	$0.00	$0.00	$0.00	$0.00	0.00%	$100,000.00		$100,000.00	$100,000.00	
	Bond Principal - TCHC Proj	$0.00	$0.00	$0.00	$0.00	$0.00	$0.00	0.00%	$51,490.00		$51,490.00	$51,490.00	
	Bond Principal - Hwy 10/71/29	$0.00	$0.00	$0.00	$0.00	$0.00	$0.00	0.00%	$0.00		$0.00	$0.00	
101-47000-610	Bond Interest	$21,614.00	$52,959.00	$58,571.50	$55,736.50	$55,245.00	$51,769.00	93.71%	$47,705.00		-$7,540.00	$47,705.00	
101-47000-620	Bond Agent Fees	$0.00	$495.00	$495.00	$0.00	$500.00	$495.00	99.00%	$500.00		$0.00	$500.00	
		$102,614.00	**$139,454.00**	**$233,066.50**	**$241,736.50**	**$241,745.00**	**$246,264.00**	**101.87%**	**$295,695.00**	**$0.00**	**$53,950.00**	**$295,695.00**	22.32%
		$102,614.00	$139,454.00	$233,066.50	$241,736.50	$241,745.00	$246,264.00	101.87%	$295,695.00	$0.00	$53,950.00	$295,695.00	22.32%
AIRPORT													
	Salaries and Benefits												
101-49300-101	Salaries Full Time Regular	$16,851.00	$19,274.00	$23,785.99	$20,360.71	$19,075.00	$16,837.99	88.27%	$20,500.00		$1,425.00	$20,500.00	
101-49300-102	Salaries Full Time Overtime	$961.00	$560.00	$311.23	$410.91	$600.00	$146.81	24.47%	$600.00		$0.00	$600.00	
101-49300-121	PERA	$1,326.00	$1,482.00	$1,799.67	$1,556.69	$1,430.00	$1,270.65	88.86%	$1,600.00		$170.00	$1,600.00	
101-49300-122	FICA	$1,275.00	$1,425.00	$1,723.06	$1,515.69	$1,525.00	$1,245.01	81.64%	$1,600.00		$75.00	$1,600.00	
101-49300-131	Health, Life, HSA, Deferred Comp	$4,032.00	$4,157.00	$5,535.41	$3,693.64	$4,115.00	$2,704.05	65.71%	$4,000.00		-$115.00	$4,000.00	
		$24,445.00	**$26,898.00**	**$33,155.36**	**$27,537.64**	**$26,745.00**	**$22,204.51**	**83.02%**	**$28,300.00**	**$0.00**	**$1,555.00**	**$28,300.00**	5.81%
	Supplies												
101-49300-212	Motor Fuels & Lubricants	$3,692.00	$4,067.00	$3,404.88	$1,263.73	$4,500.00	$1,440.66	32.01%	$4,500.00		$0.00	$4,500.00	
101-49300-213	Fuel Purchases For Resale	$17,074.00	$10,890.00	$18,579.48	$22,505.63	$20,000.00	$12,180.00	60.90%	$20,000.00		$0.00	$20,000.00	
101-49300-220	Repair & Maintenance Supplies	$10,768.00	$11,367.00	$7,857.45	$14,414.12	$11,000.00	$10,407.74	94.62%	$11,000.00		$0.00	$11,000.00	
101-49300-224	Grant Expenses	$0.00	$0.00	$24,000.00	$0.00	$0.00	$0.00	0.00%	$0.00		$0.00	$0.00	
101-49300-225	Credit Card Fees	$0.00	$0.00	$0.00	$7.69	$400.00	$386.13	96.53%	$400.00		$0.00	$400.00	
		$31,534.00	**$26,324.00**	**$53,841.81**	**$38,191.17**	**$35,900.00**	**$24,414.53**	**68.01%**	**$35,900.00**	**$0.00**	**$0.00**	**$35,900.00**	0.00%
	Services												
101-49300-321	Telephone	$1,277.00	$1,435.00	$1,227.89	$818.50	$1,500.00	$805.50	53.70%	$1,500.00		$0.00	$1,500.00	
101-49300-331	Schools, Meeting & Travel Exp	$0.00	$0.00	$0.00	$393.30	$0.00	$0.00	0.00%	$0.00		$0.00	$0.00	
101-49300-360	Insurance	$5,005.00	$5,619.00	$4,090.39	$4,504.39	$6,000.00	$0.00	0.00%	$6,000.00		$0.00	$6,000.00	
101-49300-380	Utilities	$12,607.00	$14,032.00	$9,330.68	$13,059.02	$14,500.00	$12,644.79	87.21%	$14,500.00		$0.00	$14,500.00	
		$18,889.00	**$21,086.00**	**$14,648.96**	**$18,775.21**	**$22,000.00**	**$13,450.29**	**61.14%**	**$22,000.00**	**$0.00**	**$0.00**	**$22,000.00**	0.00%
	Maintenance												
101-49300-400	Equipment Repair & Maintenance	$7,833.00	$14,559.00	$20,960.05	$15,583.24	$12,000.00	$18,693.19	155.78%	$12,000.00		$0.00	$12,000.00	
101-49300-433	Dues and Subscriptions	$950.00	$150.00	$550.00	$665.00	$750.00	$715.00	95.33%	$750.00		$0.00	$750.00	
		$8,783.00	**$14,709.00**	**$21,510.05**	**$16,248.24**	**$12,750.00**	**$19,408.19**	**152.22%**	**$12,750.00**	**$0.00**	**$0.00**	**$12,750.00**	0.00%
		$83,651.00	**$89,017.00**	**$123,156.18**	**$100,752.26**	**$97,395.00**	**$79,477.52**	**81.60%**	**$98,950.00**	**$0.00**	**$1,555.00**	**$98,950.00**	1.60%
UNALLOCATED													
	Maintenance												
101-49350-360	Champ Plan Insurance	$0.00	$0.00	$0.00	$0.00	$0.00	$636.51	#DIV/0!	$0.00		$0.00	$0.00	
101-49350-457	Donation Expense Offset	-$1,310.00	-$73,067.00	$11,665.40	-$22,020.60	$0.00	$22,315.67	#DIV/0!	$0.00		$0.00	$0.00	
101-49350-458	Donations & Special Projects	$419.00	$181.00	$0.00	$36,957.74	$0.00	$3,022.50	#DIV/0!	$0.00		$0.00	$0.00	
101-49350-459	Wellness Incentives	$0.00	$0.00	$0.00	$0.00	$0.00	$1,355.96	#DIV/0!	$3,000.00		$3,000.00	$3,000.00	

CITY OF WADENA

2026 GENERAL FUND

BUDGET EXPENDITURES

	Account Description	2021 Actual	2022 Actual	2023 Actual	2024 Amount as of12/31/24	2025 Budget	2025 Amount as of 11/30/25	% of Budget	2026 Proposed Budget	Revisions	Proposed Difference 2025-2026	2026 Budget	% Change in Budget
		-$891.00	**-$72,886.00**	**$11,665.40**	**$14,937.14**	**$0.00**	**$27,330.64**	**#DIV/0!**	**$3,000.00**	**$0.00**	**$3,000.00**	**$3,000.00**	#DIV/0!
		-$891.00	**-$72,886.00**	**$11,665.40**	**$14,937.14**	**$0.00**	**$27,330.64**	**#DIV/0!**	**$3,000.00**	**$0.00**	**$3,000.00**	**$3,000.00**	#DIV/0!
DEVELOPMENT AUTHORITY													
	Salaries and Benefits												
101-49370-101	Salaries Full Time Regular	$57,962.00	$60,507.00	$59,886.00	$75,345.90	$79,100.00	$68,643.52	86.78%	$87,036.00		$7,936.00	$87,036.00	
101-49370-121	PERA	$4,371.00	$4,574.00	$4,515.35	$5,636.89	$5,950.00	$5,148.28	86.53%	$6,527.00		$577.00	$6,527.00	
101-49370-122	FICA	$4,315.00	$4,519.00	$4,447.82	$5,624.36	$6,060.00	$5,032.49	83.04%	$6,658.00		$598.00	$6,658.00	
101-49370-131	Health, Life, HSA, Deferred Comp	$7,311.00	$7,881.00	$7,049.98	$7,873.08	$12,050.00	$7,261.13	60.26%	$10,278.00		-$1,772.00	$10,278.00	
		$73,959.00	**$77,481.00**	**$75,899.15**	**$94,480.23**	**$103,160.00**	**$86,085.42**	**83.45%**	**$110,499.00**	**$0.00**	**$7,339.00**	**$110,499.00**	7.11%
	Supplies												
101-49370-200	Office Supplies	$969.00	$1,868.00	$3,189.45	$2,690.75	$1,600.00	-$43.35	-2.71%	$1,500.00		-$100.00	$1,500.00	
		$969.00	**$1,868.00**	**$3,189.45**	**$2,690.75**	**$1,600.00**	**-$43.35**	**-2.71%**	**$1,500.00**	**$0.00**	**-$100.00**	**$1,500.00**	-6.25%
	Services												
101-49370-304	Legal Fees	$263.00	$1,989.00	$125.00	$1,757.35	$1,500.00	$1,395.00	93.00%	$2,000.00		$500.00	$2,000.00	
101-49370-321	Telephone Expense	$1,049.00	$1,213.00	$991.13	$404.13	$1,100.00	$234.07	21.28%	$360.00		-$740.00	$360.00	
101-49370-322	Postage	$0.00	$0.00	$0.00	$0.00	$50.00	$0.00	0.00%	$50.00		$0.00	$50.00	
101-49370-331	Schools, Meeting & Travel Exp	$1,429.00	$3,322.00	$2,629.46	$1,153.23	$6,000.00	$4,573.08	76.22%	$6,000.00		$0.00	$6,000.00	
101-49370-340	Advertising Expense	$5,155.00	$5,313.00	$9,669.84	$9,457.00	$9,500.00	$7,511.00	79.06%	$9,500.00		$0.00	$9,500.00	
101-49370-350	Printing & Publishing	$0.00	$46.00	$450.00	$45.57	$400.00	$72.00	18.00%	$300.00		-$100.00	$300.00	
101-49370-360	Insurance	$343.00	$308.00	$376.64	$0.00	$400.00	$0.00	0.00%	$500.00		$100.00	$500.00	
		$8,239.00	**$12,191.00**	**$14,242.07**	**$12,817.28**	**$18,950.00**	**$13,785.15**	**72.74%**	**$18,710.00**	**$0.00**	**-$240.00**	**$18,710.00**	-1.27%
	Maintenance												
101-49370-417	Clothing	$150.00	$0.00	$99.05	$481.94	$300.00	$268.87	89.62%	$300.00		$0.00	$300.00	
101-49370-433	Dues and Subscriptions	$485.00	$1,885.00	$1,500.00	$1,820.00	$2,400.00	$1,830.00	76.25%	$2,400.00		$0.00	$2,400.00	
		$635.00	**$1,885.00**	**$1,599.05**	**$2,301.94**	**$2,700.00**	**$2,098.87**	**77.74%**	**$2,700.00**	**$0.00**	**$0.00**	**$2,700.00**	0.00%
		$83,802.00	**$93,425.00**	**$94,929.72**	**$112,290.20**	**$126,410.00**	**$101,926.09**	**80.63%**	**$133,409.00**	**$0.00**	**$6,999.00**	**$133,409.00**	5.54%
CAPITAL PURCHASES													
	Capital Outlay												
101-49400-520	City Buildings	**$0.00**	**$0.00**	**$0.00**	**$33,684.00**	**$15,000.00**	**$0.00**	**0.00%**	**$15,000.00**		**$0.00**	**$15,000.00**	
101-49400-525	Library Office Equip & Furnishings	**$1,950.00**	**$0.00**	**$0.00**	**$0.00**	**$1,000.00**	**$0.00**	**0.00%**	**$1,000.00**		**$0.00**	**$1,000.00**	
101-49400-530	Parks Buildings & Structures	$27,399.00	$0.00	$0.00	$5,000.00	$15,000.00	$9,658.92	64.39%	$15,000.00		$0.00	$15,000.00	
101-49400-531	Playgrounds Equip	$0.00	$0.00	$0.00	$0.00	$10,000.00	$0.00	0.00%	$0.00		-$10,000.00	$0.00	
101-49400-533	Playgrounds Other Capital	$0.00	$0.00	$0.00	$0.00	$5,000.00	$0.00	0.00%	$0.00		-$5,000.00	$0.00	
101-49400-534	Wading Pool Splash Park	$0.00	$0.00	$0.00	$0.00	$1,000.00	$0.00	0.00%	$0.00		-$1,000.00	$0.00	
101-49400-536	Campground Sunnybrook Improv	$0.00	$0.00	$0.00	$0.00	$5,000.00	$0.00	0.00%	$5,000.00		$0.00	$5,000.00	
101-49400-536	Leaf River Trail Improv	$0.00	$7,757.00	$9,216.00	$0.00	$15,000.00	$0.00	0.00%	$10,000.00		-$5,000.00	$10,000.00	
101-49400-537	Parks Other Equipment	$70,387.00	$0.00	$0.00	$0.00	$3,000.00	$0.00	0.00%	$24,000.00		$21,000.00	$24,000.00	
		$97,786.00	**$7,757.00**	**$9,216.00**	**$5,000.00**	**$54,000.00**	**$9,658.92**	17.89%	**$54,000.00**	**$0.00**	**$0.00**	**$54,000.00**	
101-49400-540	Street Shop Heavy Mach/Equip	$0.00	$0.00	$43,231.44	$125,000.00	$125,215.00	$43,231.44	34.53%	$125,000.00		-$215.00	$125,000.00	
101-49400-541	Street Shop Motor Vehicles	$0.00	$0.00	$0.00	$39,540.90	$20,000.00	$0.00	0.00%	$20,000.00		$0.00	$20,000.00	
101-49400-543	Street Shop Other Equipment	$20,000.00	$0.00	$0.00	$0.00	$10,000.00	$10,000.00	100.00%	$10,000.00		$0.00	$10,000.00	
101-49400-544	Snow & Ice Other Equipment	$69,100.00	$0.00	$0.00	$0.00	$25,000.00	$0.00	0.00%	$25,000.00		$0.00	$25,000.00	
		$89,100.00	**$0.00**	**$43,231.44**	**$164,540.90**	**$180,215.00**	**$53,231.44**	29.54%	**$180,000.00**	**$0.00**	**-$215.00**	**$180,000.00**	
101-49400-545	Entrance Signs	**$0.00**	**$0.00**	**$0.00**	**$0.00**	**$0.00**	**$0.00**	0.00%	**$0.00**		**$0.00**	**$0.00**	
101-49400-550	Police Leased Vehicles	$0.00	$0.00	$39,316.90	$31,978.50	$23,600.00	$0.00	0.00%	$50,000.00	-$25,000.00	$1,400.00	$25,000.00	
101-49400-551	Police Tasers	$17,072.00	$0.00	$0.00	$8,803.35	$7,520.00	$8,803.35	117.07%	$8,000.00		$480.00	$8,000.00	
101-49400-552	Police Radios	$0.00	$0.00	$0.00	$0.00	$1,165.00	$0.00	0.00%	$3,000.00		$1,835.00	$3,000.00	
		$17,072.00	**$0.00**	**$39,316.90**	**$40,781.85**	**$32,285.00**	**$8,803.35**	27.27%	**$61,000.00**	**-$25,000.00**	**$3,715.00**	**$36,000.00**	
101-49400-554	Sirens	**$0.00**	**$0.00**	**$0.00**	**$0.00**	**$1,000.00**	**$0.00**	0.00%	**$1,000.00**		**$0.00**	**$1,000.00**	
101-49400-575	Airport Equipment	**$109,309.00**	**$0.00**	**$0.00**	**$19,200.00**	**$12,500.00**	**$0.00**	0.00%	**$12,500.00**		**$0.00**	**$12,500.00**	
101-49400-580	Fire Motor Vehicles	$27.00	$0.00	$0.00	$32,812.00	$37,933.00	$187.50	0.49%	$50,000.00		$12,067.00	$50,000.00	
101-49400-581	Fire Other Equipment	$10,975.00	$0.00	$0.00	$0.00	$5,000.00	$0.00	0.00%	$7,500.00	-$2,500.00	$0.00	$5,000.00	
		$11,002.00	**$0.00**	**$0.00**	**$32,812.00**	**$42,933.00**	**$187.50**	0.44%	**$57,500.00**	**-$2,500.00**	**$12,067.00**	**$55,000.00**	
		$326,219.00	**$7,757.00**	**$91,764.34**	**$296,018.75**	**$338,933.00**	**$71,881.21**	21.21%	**$382,000.00**	**-$27,500.00**	**$15,567.00**	**$354,500.00**	4.59%
SEVERENCE													
	Severance												
101-49950-131	Severance	**-$620.00**	**$0.00**	**$1,082.28**	**$0.00**	**$0.00**	**$0.00**	**#DIV/0!**	**$15,000.00**		**$15,000.00**	**$15,000.00**	
INSURANCE CLAIMS													
	Insurance Claims												
101-49960-365	Insurance Claims Expense	**$989.00**	**$688.00**	**$0.00**	**$311.48**	**$0.00**	**$7,360.00**	**#########**	**$0.00**		**$0.00**	**$0.00**	
TRANSFERS OUT													
	Debt												
101-49993-625	Transfer to WDA Tax Levy	$4,718.00	$53,145.00	$81,472.00	-$58,147.04	$44,000.00	$0.00	0.00%	$0.00		-$44,000.00	$0.00	
101-49993-626	Transfer to Wellness Fund	$150,000.00	$150,000.00	$125,000.00	$135,415.00	$125,000.00	$114,565.00	91.65%	$125,000.00		$0.00	$125,000.00	
101-49993-632	Transfer to CPF	$44,698.00	$0.00	$0.00	$0.00	$0.00	$0.00	0.00%	$0.00		$0.00	$0.00	
101-49993-633	Transfer of GFA Account	$0.00	$0.00	$0.00	$0.00	$0.00	$0.00	0.00%	$0.00		$0.00	$0.00	
101-49993-628	Transfer for Admin Fines Collection	$0.00	$0.00	$0.00	$0.00	$8,000.00	$0.00	0.00%	$8,000.00		$0.00	$8,000.00	
		$199,416.00	**$203,145.00**	**$206,472.00**	**$77,267.96**	**$177,000.00**	**$114,565.00**	64.73%	**$133,000.00**	**$0.00**	**-$44,000.00**	**$133,000.00**	-24.86%
		$199,416.00	**$203,145.00**	**$206,472.00**	**$77,267.96**	**$177,000.00**	**$114,565.00**	64.73%	**$133,000.00**	**$0.00**	**-$44,000.00**	**$133,000.00**	-24.86%
	Total General Fund	**$3,621,706.00**	**$3,350,470.00**	**$3,808,770.56**	**$4,278,337.96**	**$4,332,097.01**	**$3,661,808.91**	84.53%	**$4,575,886.00**	**-$27,500.00**	**$216,288.99**	**$4,548,386.00**	4.99%

City of WADENA
Something is happening here....

Legislative History
Agenda date: December 9, 2025
Action:
Vote:

Yes:	No:	Absent:

CITY OF WADENA, MINNESOTA

Resolution No. 2025-59
Adopting a Budget for Fiscal Year Beginning January 1, 2026
and Ending December 31, 2026, All Funds

Now Therefore, be it Resolved, by the City Council that the 2026 Budgets are hereby approved for all funds in the amounts stated below:

General Fund:		
Revenues:		
Local Government Aid	$	2,141,915.00
Levy	$	534,772.00
Government & Charges for Services	$	1,426,699.00
Transfers In	$	445,000.00
Total Revenues:	**$**	**4,548,386.00**
Expenditures:		
General Government	$	917,225.00
City Buildings – Capital Outlay	$	15,000.00
Planning and Zoning	$	115,737.00
Public Safety	$	1,674,691.00
Public Safety – Capital Outlay	$	92,000.00
Public Works	$	780,625.00
Streets – Capital Outlay	$	180,000.00
Parks & Recreation	$	348,175.00
Parks & Recreation – Capital Outlay	$	54,000.00
Library	$	125,074.00
Library – Capital Outlay	$	1,000.00
Airport	$	98,950.00
Airport – Capital Outlay	$	12,500.00
Development Authority	$	133,409.00
Total Expenditures:	**$**	**4,548,386.00**
Net Income (loss):	**$**	**0.00**
Enterprise Funds:		
Sewer – Revenues	$	1,577,072.00
Sewer – Expenses	$	1,383,258.00
Sewer – Depreciation	$	500,000.00
Sewer – Capital Outlay	$	0.00
Net Income (loss):	**$**	**(306,186.00)**

Golf – Revenues	$	687,617.00
Golf – Expenses	$	629,897.00
Golf – Depreciation	$	39,144.00
Golf – Capital Outlay	$	0.00
Net Income (loss):	**$**	**18,576.00**
Electric – Revenues	$	7,084,492.00
Electric – Expenses	$	5,851,570.00
Electric – Transfers to Other Funds	$	325,000.00
Electric – Depreciation	$	565,000.00
Electric – Capital Outlay	$	642,500.00
Net Operating Income (loss):	**$**	**(299,578.00)**
Water – Revenues	$	1,180,142.00
Water – Expenses	$	1,098,545.00
Water – Depreciation	$	270,000.00
Water – Capital Outlay	$	75,000.00
Net Income (loss):	**$**	**(263,403.00)**
Liquor – Revenues	$	2,853,000.00
Liquor – Expenses	$	2,648,180.00
Liquor – Transfers to Other Funds	$	120,000.00
Liquor – Depreciation	$	16,000.00
Liquor – Capital Outlay	$	0.00
Net Income (loss):	**$**	**68,820.00**
Wellness Center – Revenues	$	717,702.00
Wellness Center – Expenses	$	782,350.00
Wellness Center – Depreciation	$	260,000.00
Wellness Center – Capital Outlay	$	0.00
Net Income (loss):	**$**	**(324,648.00)**

Adopted by the City Council of the City of Wadena, Minnesota this 9th day of December 2025.

_____
George Deiss, Mayor

_____
Kim Schroeder, City Administrator

(SEAL)

CITY OF WADENA

SEWER/WASTEWATER Budget Summary

For Fiscal: 2025 Period Ending: 09/30/2025

	2023 Total Budget	2023 Total Activity	2024 Total Budget	2024 Total Activity	2025 Total Budget	2025 YTD Activity	2026	Difference
REVENUE								
CURRENT AD VALOREM TAXES	199,100.00	191,475.32	199,225.00	199,224.66	199,315.00	107,038.12	199,375.00	60.00
PERA PENSION OTHER REV	-	-	-	4,981.00	-	-	-	-
SPECIAL ASSESSMENTS	29,400.00	-	29,316.00	4,801.44	28,842.00	17,432.54	41,330.00	12,488.00
ASSESSMENT INTEREST	7,975.00	6,867.60	6,972.00	(0.11)	6,346.00	3,835.58	5,605.00	(741.00)
INTEREST EARNINGS	2,000.00	(14,020.24)	1,000.00	(9,230.44)	1,000.00	14,545.29	1,000.00	-
CHANGE IN FAIR VALUE/INVESTMNT	-	978.69	-	-	-	-	-	-
DIVIDENDS RECEIVED	-	-	-	1,930.00	-	-	-	-
SEWER - CUSTOMER SERVICES	2,000.00	1,512.00	2,000.00	1,778.00	2,000.00	1,260.60	2,000.00	-
RESIDENTIAL SEWER SALES	727,500.00	637,471.48	873,000.00	685,848.28	804,458.00	530,342.18	721,035.00	(83,423.00)
COMMERCIAL SEWER SALES	482,100.00	522,287.45	578,520.00	574,226.58	677,366.00	382,287.35	561,074.00	(116,292.00)
SEWER CONNECTION FEE(SAC)	-	43,478.00	43,296.00	44,344.00	43,296.00	21,822.00	44,653.00	1,357.00
LATE FEES	-	-	-	-	-	-	-	-
MISCELLANEOUS REVENUE	1,000.00	532.80	1,000.00	(961.91)	1,000.00	-	1,000.00	-
CONTRIBUTIONS	-	-	-	-	-	-	-	-
TRANSFERS FROM OTHER FUNDS	-	284,126.17	-	-	-	-	-	-
TRANSFER FROM RESERVES	-	-	-	-	-	-	-	-
DUE FROM GENERAL-CARES	-	-	-	-	-	-	-	-
TRANSFER FROM CPF	-	871,891.94	-	-	-	-	-	-
TRANSFER FROM SINKING FUND	-	-	-	-	-	-	-	-
BOND PROCEEDS	-	-	-	-	-	-	-	-
MISC REVENUE/ERROR CORRECTION	-	-	-	(18,073.00)	-	-	-	-
Department: 40000 - NON DEPARTMENTAL Total:	**1,451,075.00**	**2,546,601.21**	**1,734,329.00**	**1,488,868.50**	**1,763,623.00**	**1,078,563.66**	**1,577,072.00**	**(186,551.00)**

	2023 Total Budget	2023 Total Activity	2024 Total Budget	2024 Total Activity	2025 Total Budget	2025 YTD Activity	2026	Difference
EXPENSE								
TRANSFER TO STREET PROJECT	-	-	-	-	-	-	-	-
TRANSFER TO CPF-BUS. PARK	-	-	-	-	-	-	-	-
Department: 41110 - Total:	**-**	**-**	**-**	**-**	**-**	**-**	**-**	**-**
OPEB EXPENSE	-	-	-	623.00	-	-	-	-
Department: 43000 - 43000 Total:	**-**	**-**	**-**	**623.00**	**-**	**-**	**-**	**-**
BOND PRINCIPAL	471,000.00	-	476,000.00	-	482,000.00	482,000.00	489,000.00	7,000.00
BOND INTEREST	51,573.00	49,447.48	45,821.00	45,560.68	40,003.00	40,002.68	71,754.00	31,751.00
BOND AGENT FEES/EXPENSE	-	-	-	-	-	-	-	-
Department: 47000 - BOND PAYMENTS Total:	**522,573.00**	**49,447.48**	**521,821.00**	**45,560.68**	**522,003.00**	**522,002.68**	**560,754.00**	**38,751.00**
SALARIES FULL TIME REGULAR	40,200.00	32,976.38	42,210.00	48,686.48	35,977.00	33,243.31	39,019.00	3,042.00
SALARIES FULL TIME OVERTIME	1,400.00	647.40	1,470.00	318.08	1,500.00	658.30	1,500.00	-
P.E.R.A.	3,125.00	(34,630.71)	3,276.00	3,658.29	2,815.00	2,343.49	3,050.00	235.00
F.I.C.A.	3,190.00	2,432.14	3,342.00	3,349.60	2,875.00	2,293.63	3,100.00	225.00
PENSION EXPENSE	-	-	-	(19,858.00)	-	-	-	-
HEALTH, LIFE, HSA, DEFERRED COMP	4,440.00	5,306.54	4,780.00	7,708.44	12,225.00	5,272.68	7,100.00	(5,125.00)
MOTOR FUELS & LUBRICANTS	2,475.00	2,463.14	2,500.00	1,830.13	2,500.00	2,308.30	2,500.00	-
REPAIR & MAINTENANCE SUPPLIES	2,575.00	2,104.72	2,500.00	2,080.01	2,500.00	9,119.89	6,500.00	4,000.00
SAFETY EXPENSE	2,340.00	1,973.33	2,500.00	1,620.19	2,500.00	525.00	2,000.00	(500.00)
TOOLS & OTHER EQUIPMENT	515.00	500.00	500.00	-	500.00	-	500.00	-
ONE-CALL SERVICE	750.00	468.86	750.00	329.40	750.00	465.77	750.00	-
CELL PHONE REIMB	-	-	-	-	-	-	-	-
SCHOOLS, MEETING & TRAVEL EXP.	1,000.00	-	1,000.00	637.21	1,000.00	45.00	1,000.00	-
WATER PURCHASES	-	580.25	-	-	-	-	-	-
EQUIPMENT REPAIR & MAINTENANCE	4,530.00	6,307.11	4,530.00	4,431.07	4,530.00	21.26	4,500.00	(30.00)
SEWER CONNECTION EXPENSE(SAC)	-	13,586.16	-	5,617.03	-	-	-	-

CITY OF WADENA

SEWER/WASTEWATER Budget Summary

For Fiscal: 2025 Period Ending: 09/30/2025

	2023 Total Budget	2023 Total Activity	2024 Total Budget	2024 Total Activity	2025 Total Budget	2025 YTD Activity	2026	Difference
MANHOLE/MAINLINE REPAIRS	18,540.00	8,650.45	16,000.00	17,415.84	17,000.00	2,062.22	16,000.00	(1,000.00)
DUES & SUBCRIPTIONS	150.00	-	150.00	-	150.00	-	150.00	-
OTHER EQUIPMENT	-	-	-	-	-	-	-	-
Department: 49450 - SANITARY SEWER MAINTENANC T	**85,230.00**	**43,365.77**	**85,508.00**	**77,823.77**	**86,822.00**	**58,358.85**	**87,669.00**	**847.00**
SALARIES FULL TIME REGULAR	2,670.00	2,270.46	2,804.00	2,884.20	3,201.00	3,351.97	3,500.00	299.00
SALARIES FULL TIME OVERTIME	-	-	-	-	-	-	-	-
P.E.R.A.	200.00	170.02	210.00	218.29	240.00	251.38	265.00	25.00
F.I.C.A.	200.00	162.03	215.00	214.88	250.00	255.36	270.00	20.00
HEALTH, LIFE, HSA, DEFERRED COMP	395.00	380.23	590.00	549.72	1,088.00	611.92	630.00	(458.00)
MOTOR FUELS & LUBRICANTS	385.00	-	385.00	-	385.00	-	-	(385.00)
REPAIR & MAINTENANCE SUPPLIES	415.00	100.26	415.00	450.39	450.00	314.51	450.00	-
SAFETY EXPENSES	380.00	49.37	380.00	-	380.00	-	300.00	(80.00)
EQUIPMENT REPAIR & MAINTENANCE	4,305.00	1,268.61	4,305.00	902.30	4,300.00	2,453.38	4,000.00	(300.00)
Department: 49460 - SWR EQUIPMENT MAINTENANCE T	**8,950.00**	**4,400.98**	**9,304.00**	**5,219.78**	**10,294.00**	**7,238.52**	**9,415.00**	**(879.00)**
SALARIES FULL TIME REGULAR	6,025.00	4,311.26	6,326.00	4,244.07	7,472.00	3,461.45	8,100.00	628.00
SALARIES FULL TIME OVERTIME	1,200.00	1,746.23	1,260.00	514.64	1,200.00	608.39	1,200.00	-
P.E.R.A.	545.00	449.69	569.00	360.34	660.00	303.20	700.00	40.00
F.I.C.A.	555.00	442.27	580.00	348.94	675.00	301.84	720.00	45.00
HEALTH, LIFE, HSA, DEFERRED COMP	925.00	828.26	954.00	720.38	2,539.00	578.99	1,475.00	(1,064.00)
MOTOR FUELS & LUBRICANTS	550.00	225.96	600.00	604.58	600.00	171.24	600.00	-
CHEMICALS & CHEMICAL PRODUCTS	4,080.00	5,105.00	3,500.00	6,525.00	4,000.00	3,422.76	1,000.00	(3,000.00)
TOOLS & OTHER EQUIPMENT	515.00	9.99	515.00	28.18	515.00	-	400.00	(115.00)
TELEPHONE CHARGES	2,640.00	92.96	2,640.00	2,320.00	2,640.00	2,320.00	2,600.00	(40.00)
UTILITIES	3,675.00	3,312.72	3,675.00	3,676.49	3,675.00	2,183.22	3,500.00	(175.00)
EQUIPMENT REPAIR & MAINTENANCE	10,565.00	10,492.79	10,565.00	16,255.88	13,000.00	-	13,000.00	-
Department: 49470 - SWR LIFT STATIONS Total:	**31,275.00**	**27,017.13**	**31,184.00**	**35,598.50**	**36,976.00**	**13,351.09**	**33,295.00**	**(3,681.00)**
SALARIES FULL TIME REGULAR	156,905.00	135,251.83	164,750.00	157,549.46	173,971.00	135,290.51	188,700.00	14,729.00
SALARIES FULL TIME OVERTIME	11,000.00	13,151.57	11,550.00	9,908.73	11,550.00	7,238.61	12,000.00	450.00
CONTRACTED SERVICES	11,000.00	-	-	-	-	-	-	-
P.E.R.A.	12,600.00	11,343.26	13,223.00	12,744.55	13,925.00	10,631.77	15,075.00	1,150.00
F.I.C.A.	12,845.00	11,034.66	13,487.00	12,360.75	14,200.00	10,490.10	15,400.00	1,200.00
HEALTH, LIFE, HSA, DEFERRED COMP	22,170.00	21,161.13	29,472.00	25,199.33	59,117.00	20,838.35	34,300.00	(24,817.00)
UNEMPLOYMENT AND SEVERENCE PAY	-	1,286.30	-	6,809.92	-	-	-	-
OFFICE SUPPLIES	2,495.00	5,922.38	2,800.00	3,844.18	3,000.00	2,564.72	3,000.00	-
GENERAL SUPPLIES	2,475.00	3,540.09	2,200.00	2,165.40	2,200.00	1,334.25	2,200.00	-
MOTOR FUELS & LUBRICANTS	6,800.00	7,208.18	10,000.00	9,349.36	10,000.00	2,664.31	9,000.00	(1,000.00)
CHEMICALS & CHEMICAL PRODUCTS	54,180.00	62,411.86	54,180.00	62,076.01	58,000.00	29,880.64	45,000.00	(13,000.00)
LAB & TESTING EXPENSE	19,635.00	25,773.48	19,635.00	27,131.48	22,000.00	16,663.13	20,000.00	(2,000.00)
REPAIR & MAINTENANCE SUPPLIES	34,495.00	15,841.29	34,495.00	19,009.25	35,000.00	20,167.82	35,000.00	-
SAFETY EXPENSES	3,460.00	5,357.77	3,460.00	7,019.81	3,600.00	479.84	8,600.00	5,000.00
TOOLS & OTHER EQUIPMENT	1,235.00	1,307.67	1,235.00	127.76	1,200.00	419.53	1,200.00	-
SANITATION EXPENSE	1,500.00	708.14	1,500.00	1,883.85	1,650.00	938.45	1,650.00	-
TELEPHONE	2,850.00	1,925.77	2,850.00	1,694.81	2,600.00	1,820.98	2,600.00	-
POSTAGE EXPENSE	100.00	1.20	100.00	15.25	100.00	-	100.00	-
SCHOOLS, MEETINGS & TRAVEL	4,000.00	2,197.01	4,000.00	2,469.56	4,000.00	2,716.06	4,000.00	-
ADVERTISING	500.00	1,098.50	500.00	-	500.00	-	500.00	-
INSURANCE	26,000.00	40,625.27	31,671.00	13,191.95	32,000.00	(41.71)	32,000.00	-
UTILITIES	120,000.00	95,556.10	120,000.00	109,022.60	110,500.00	67,523.90	110,000.00	(500.00)
EQUIPMENT REPAIR & MAINTENANCE	23,230.00	10,407.70	23,230.00	27,040.54	24,000.00	39,257.59	59,000.00	35,000.00
UNIFORMS	1,600.00	124.96	1,600.00	1,457.83	1,600.00	263.93	1,600.00	-
DUES AND SUBSCRIPTIONS	2,000.00	1,521.00	2,000.00	1,470.00	1,900.00	3,181.38	2,500.00	600.00
SAC EXPENSES	-	-	-	9,812.49	-	13,691.82	20,000.00	20,000.00

CITY OF WADENA

SEWER/WASTEWATER Budget Summary

For Fiscal: 2025 Period Ending: 09/30/2025

	2023 Total Budget	2023 Total Activity	2024 Total Budget	2024 Total Activity	2025 Total Budget	2025 YTD Activity	2026	Difference
BUILDINGS & STRUCTURES	50,000.00	24,760.50	-	13,223.77	10,000.00	3,361.00	-	(10,000.00)
MOTOR VEHICLES	-	-	-	-	55,000.00	-	-	(55,000.00)
OTHER EQUIPMENT	7,000.00	-	-	-	-	-	50,000.00	50,000.00
Department: 49480 - WASTEWATER TREATMENT PLNT T	**590,075.00**	**499,517.62**	**547,938.00**	**536,578.64**	**651,613.00**	**391,376.98**	**673,425.00**	**21,812.00**
SALARIES FULL TIME REGULAR	30,525.00	24,942.63	32,051.00	25,390.28	33,330.00	19,106.46	36,200.00	2,870.00
SALARIES FULL TIME OVERITME	-	21.50	-	58.05	-	816.21	-	-
P.E.R.A.	2,290.00	1,856.54	2,404.00	1,895.85	2,500.00	1,499.87	2,725.00	225.00
F.I.C.A.	2,335.00	1,646.26	2,452.00	1,818.87	2,550.00	1,446.84	2,310.00	(240.00)
HEALTH, LIFE, HSA, DEFERRED COMP	4,110.00	4,672.60	4,230.00	3,754.07	11,326.00	3,182.25	6,560.00	(4,766.00)
AUDITING FEE	3,000.00	2,800.00	3,000.00	2,817.90	3,500.00	4,110.65	4,200.00	700.00
LEGAL EXPENSES	-	-	-	112.50	-	-	-	-
CELL PHONE REIMB	-	-	-	-	-	-	-	-
Department: 49490 - ADMIN & GENERAL Total:	**42,260.00**	**35,939.53**	**44,137.00**	**35,847.52**	**53,206.00**	**30,162.28**	**51,995.00**	**(1,211.00)**
DEPRECIATION	500,000.00	482,941.40	500,000.00	367,611.00	500,000.00	375,300.00	500,000.00	-
Department: 49970 - DEPRECIATION Total:	**500,000.00**	**482,941.40**	**500,000.00**	**367,611.00**	**500,000.00**	**375,300.00**	**500,000.00**	**-**
LOSS ON DISPOSAL OF ASSETS	-	187,974.60	-	-	-	-	-	-
INTEREST EXPENSE	-	22,529.24	-	-	-	-	-	-
Department: 49991 - INTEREST EXPENSE Total:	**-**	**210,503.84**	**-**	**-**	**-**	**-**	**-**	-
Expense Total:	**1,780,363.00**	**1,353,133.75**	**1,739,892.00**	**1,104,862.89**	**1,860,914.00**	**1,397,790.40**	**1,883,258.00**	**22,344.00**
Fund: 601 - SEWER FUND Surplus (Deficit):	**(329,288.00)**	**1,193,467.46**	**(5,563.00)**	**384,005.61**	**(97,291.00)**	**-319,226.74**	**(306,186.00)**	**(208,895.00)**

CITY OF WADENA

GOLF Budget Summary

For Fiscal: 2025 Period Ending: 09/30/2025

	2023 Total Budget	2023 Total Activity	2024 Total Budget	2024 Total Activity	2025 Total Budget	2025 YTD Activity	2026	Difference
REVENUE								
PERA PENSION OTHER REV	-	-	-	2,422.00	-	-	-	-
INTEREST EARNINGS	-	2,247.06	1,500.00	1,274.84	1,500.00	541.42	600.00	(900.00)
CHANGE IN FAIR VALUE	-	(422.37)	-	268.68	-	499.93	-	-
DIVIDENDS RECEIVED	-	-	-	657.00	-	-	-	-
PULL TAB RENTAL & INCOME	-	-	-	-	-	939.38	1,000.00	1,000.00
LATE FEES	-	-	-	-	-	-	-	-
MEMBERSHIP FEES	88,450.00	77,367.64	75,000.00	40,360.65	110,000.00	152,042.22	100,000.00	(10,000.00)
GREEN FEES	62,715.00	86,637.08	86,320.00	111,155.13	121,000.00	127,765.59	132,000.00	11,000.00
PRO MERCHANDISE SALES	35,000.00	37,355.95	37,000.00	49,074.45	49,000.00	46,186.12	43,000.00	(6,000.00)
CLOTHING & NONTAXABLE SALES	24,000.00	23,771.93	24,000.00	32,920.55	33,000.00	27,046.69	28,000.00	(5,000.00)
LIQUOR AND BEER SALES	86,400.00	77,092.54	77,833.00	83,624.41	84,000.00	80,578.52	84,000.00	-
FOOD SALES	31,000.00	36,963.67	37,963.00	32,633.73	35,000.00	39,049.76	40,000.00	5,000.00
COURSE RENTAL	45,000.00	47,982.52	49,902.00	54,435.00	56,000.00	58,737.72	60,000.00	4,000.00
CART STORAGE & LOCKERS	15,300.00	15,015.00	16,517.00	14,015.00	14,000.00	12,707.75	13,342.00	(658.00)
REC. DEPT. & SCHOOL LEASES	3,500.00	3,000.00	3,000.00	3,000.00	3,000.00	3,000.00	3,000.00	-
TOURNAMENT INCOME	500.00	1,095.00	1,200.00	2,707.91	2,500.00	-	-	(2,500.00)
OTHER INCOME	500.00	7,461.52	6,000.00	555.79	500.00	485.17	500.00	-
RENTAL REVENUE	104,000.00	114,746.31	118,000.00	129,993.21	140,000.00	153,359.11	160,000.00	20,000.00
RANGE INCOME	12,000.00	13,379.85	15,000.00	17,746.67	19,700.00	21,055.85	21,000.00	1,300.00
HANDICAPS	2,390.00	2,015.00	1,935.00	1,785.00	1,800.00	1,175.00	1,175.00	(625.00)
DONATIONS/CONTRIBUTIONS	-	-	-	25,650.95	-	26,500.00	-	-
TRANSFER FROM LIQUOR FUND	-	-	-	-	-	-	-	-
TRANSFERS FROM ELECTRIC	-	-	-	-	-	-	-	-
TRANSFER FROM GENERAL-CARES	-	-	-	-	-	-	-	-
MISC REVENUE/ERROR CORRECTION	-	-	-	(13,906.00)	-	-	-	-
Department: 40000 - NON DEPARTMENTAI	**510,755.00**	**545,708.70**	**551,170.00**	**590,374.97**	**671,000.00**	**751,670.23**	**687,617.00**	**16,617.00**

	2023 Total Budget	2023 Total Activity	2024 Total Budget	2024 Total Activity	2025 Total Budget	2025 YTD Activity	2026	Difference
EXPENSE								
UNEMPLOYMENT COMP&SEVERENCE	-	-	-	2,128.10	-	-	-	-
INTEREST EXPENSE	-	-	-	-	-	-	-	-
Department: 41110 - Total:	**-**	**-**	**-**	**2,128.10**	**-**	**-**	**-**	**-**
OPEB EXPENSE	-	-	-	(2,770.00)	-	-	-	-
Department: 43000 - 43000 Total:	**-**	**-**	**-**	**(2,770.00)**	**-**	**-**	**-**	**-**
UNEMPLOYMENT AND SEVERENCE PAY	-	-	-	39,614.41	-	-	-	-
Department: 49420 - ADMIN & GENERAL T	**-**	**-**	**-**	**39,614.41**	**-**	**-**	**-**	**-**
PENSION EXPENSE	-	-	-	(31,490.00)	-	-	-	-
PRO MERCHANDISE PURCHASES	28,000.00	30,135.50	32,000.00	37,480.05	35,000.00	41,664.64	36,000.00	1,000.00
CLOTHING & NONTAXABLE ITEMS	17,000.00	18,822.11	17,000.00	24,103.48	20,000.00	22,887.32	22,000.00	2,000.00
LIQUOR PURCHASES	8,000.00	5,959.58	7,000.00	6,526.13	6,500.00	4,741.29	5,000.00	(1,500.00)
FOOD PURCHASES	19,000.00	20,697.82	20,000.00	20,372.39	21,000.00	24,430.02	22,000.00	1,000.00
BEER PURCHASES	19,000.00	21,778.24	22,000.00	21,821.40	22,000.00	20,924.34	22,000.00	-
Department: 49830 - MERCHANDISE PURCI	**91,000.00**	**97,393.25**	**98,000.00**	**78,813.45**	**104,500.00**	**114,647.61**	**107,000.00**	**2,500.00**
SALARIES FULL TIME REGULAR	46,000.00	49,764.71	67,342.00	39,125.37	60,154.00	44,720.59	63,814.00	3,660.00
SALARIES PART TIME REGULAR	39,585.00	41,840.46	42,000.00	65,574.71	45,000.00	66,932.74	60,000.00	15,000.00
P.E.R.A.	3,795.00	2,078.36	5,050.00	2,146.69	4,511.00	3,354.01	4,786.00	275.00
F.I.C.A.	6,550.00	6,909.54	8,365.00	8,024.02	8,044.00	8,537.33	10,083.00	2,039.00

CITY OF WADENA

GOLF Budget Summary

For Fiscal: 2025 Period Ending: 09/30/2025

	2023 Total Budget	2023 Total Activity	2024 Total Budget	2024 Total Activity	2025 Total Budget	2025 YTD Activity	2026	Difference
HEALTH, LIFE, HSA, DEFERRED COMP	7,185.00	7,599.76	8,400.00	3,746.01	10,953.00	8,447.27	12,633.00	1,680.00
MOTOR FUELS & LUBRICANTS	16,000.00	14,611.76	14,000.00	13,465.38	14,000.00	12,302.30	14,000.00	-
COURSE MAINTENANCE SUPPLIES	29,000.00	43,228.88	37,000.00	30,617.74	26,000.00	50,296.33	40,000.00	14,000.00
TOOLS & EQUIPMENT	750.00	735.63	750.00	5,519.15	1,200.00	2,269.44	1,200.00	-
TELEPHONE	900.00	906.45	1,050.00	455.33	900.00	-	900.00	-
EQUIPMENT REPAIR & MAINTENANCE	6,500.00	11,611.93	6,500.00	25,301.45	24,000.00	18,960.10	20,000.00	(4,000.00)
COURSE EQUIPMENT RENTALS	800.00	500.00	800.00	972.50	900.00	361.25	900.00	-
CLOTHING ALLOWANCE	350.00	316.96	350.00	344.94	350.00	99.99	350.00	-
Department: 49831 - COURSE MAINTENAN	**157,415.00**	**180,104.44**	**191,607.00**	**195,293.29**	**196,012.00**	**216,281.35**	**228,666.00**	**32,654.00**
SALARIES FULL TIME REGULAR	81,000.00	77,449.31	85,050.00	71,134.34	88,026.00	71,107.05	93,745.00	5,719.00
OVERTIME WAGES	-	6.72	-	-	-	-	-	-
SALARIES PART TIME REGULAR	42,630.00	45,784.16	47,250.00	57,064.89	50,000.00	54,830.34	57,000.00	7,000.00
P.E.R.A.	6,200.00	6,069.33	6,379.00	7,029.88	6,602.00	5,385.07	7,030.00	428.00
F.I.C.A.	9,500.00	9,067.70	10,121.00	10,946.57	10,560.00	9,203.50	11,530.00	970.00
HEALTH, LIFE, HSA, DEFERRED COMP	15,000.00	17,292.04	15,000.00	18,849.31	18,900.00	15,396.52	22,274.00	3,374.00
OFFICE SUPPLIES	50.00	693.22	-	710.63	500.00	405.78	500.00	-
COMPUTER/SOFTWARE EXPENSE	2,400.00	3,569.57	2,500.00	4,669.28	4,300.00	3,526.70	4,702.00	402.00
CLUBHOUSE EXPENSES	3,600.00	10,363.45	6,000.00	4,527.34	6,000.00	9,346.93	6,000.00	-
MAINTENANCE SUPPLIES	1,500.00	1,309.97	1,200.00	937.28	1,000.00	570.88	500.00	(500.00)
CREDIT CARD FEES	12,000.00	16,190.63	12,500.00	13,433.24	2,200.00	5,625.47	5,000.00	2,800.00
AUDITING FEES	1,000.00	1,000.00	1,200.00	1,127.16	1,400.00	1,339.80	1,400.00	-
LEGAL FEES	-	-	-	-	-	-	-	-
TELEPHONE EXPENSE	900.00	906.16	900.00	904.50	900.00	675.00	900.00	-
POSTAGE EXPENSE	-	183.03	200.00	-	200.00	-	200.00	-
MEETING & TRAVEL EXPENSES	25.00	-	-	-	-	-	-	-
ADVERTISING EXPENSE	2,700.00	6,013.87	2,700.00	6,207.22	6,000.00	13,606.48	6,000.00	-
INSURANCE EXPENSE	10,000.00	14,684.84	10,000.00	10,568.36	10,000.00	-	11,000.00	1,000.00
UTILITIES	13,000.00	15,462.80	13,000.00	15,498.69	15,500.00	12,492.49	15,500.00	-
EQUIPMENT MAINTENANCE	2,500.00	16,387.49	2,500.00	945.76	1,000.00	3,086.30	1,000.00	-
LICENSES & PERMITS	600.00	1,372.25	802.00	2,581.15	1,900.00	175.00	1,900.00	-
CLUBHOUSE RENTALS(CARTS)	6,000.00	17,935.00	7,000.00	12,550.00	8,000.00	-	8,000.00	-
CLOTHING ALLOWANCE	350.00	200.00	350.00	483.80	350.00	160.00	350.00	-
HANDICAP EXPENSES	2,400.00	300.00	1,300.00	1,410.00	1,300.00	1,055.00	1,100.00	(200.00)
DUES & SUBSCRIPTIONS	1,005.00	385.00	385.00	598.55	600.00	1,562.35	600.00	-
Department: 49833 - ADMIN & GENERAL T	**214,360.00**	**262,626.54**	**226,337.00**	**242,177.95**	**235,238.00**	**209,550.66**	**256,231.00**	**20,993.00**
MACHINERY & EQUIPMENT	55,000.00	15,000.00	-	2,128.35	38,000.00	-	38,000.00	-
CART CAPITAL LEASE	8,000.00	5,600.00	12,000.00	21,575.00	-	-	-	-
Department: 49834 - CAPITAL OUTLAY Tot	**63,000.00**	**20,600.00**	**12,000.00**	**23,703.35**	**38,000.00**	**-**	**38,000.00**	**-**
DEPRECIATION EXPENSE	39,150.00	46,009.46	39,144.00	48,903.00	39,144.00	29,358.00	39,144.00	-
Department: 49970 - DEPRECIATION Total:	**39,150.00**	**46,009.46**	**39,144.00**	**48,903.00**	**39,144.00**	**29,358.00**	**39,144.00**	**-**
Expense Total:	**564,925.00**	**606,733.69**	**567,088.00**	**627,863.55**	**612,894.00**	**569,837.62**	**669,041.00**	**56,147.00**
Fund: 602 - GOLF FUND Surplus (Deficit):	**(54,170.00)**	**(61,024.99)**	**(15,918.00)**	**(37,488.58)**	**58,106.00**	**181,832.61**	**18,576.00**	**(39,530.00)**

CITY OF WADENA

ELECTRIC Budget Summary

For Fiscal: 2025 Period Ending: 09/30/2025

	2023 Total Budget	2023 Total Activity	2024 Total Budget	2024 Total Activity	2025 Total Budget	2025 YTD Activity	2026	Difference
REVENUE								
PERA PENSION OTHER REV	-	-	-	11,507.00	-	-	-	-
STATE OF MINNESOTA	-	-	-	-	-	-	-	-
INTEREST EARNINGS	80,000.00	176,122.77	80,000.00	164,068.46	150,000.00	127,064.01	155,000.00	5,000.00
CHANGE IN FAIR VALUE/INVESTMNT	-	(335,064.90)	-	57,219.13	-	106,464.49	-	-
DIVIDENDS RECEIVED	-	-	-	2,632.00	-	-	-	-
LATE CHARGES	27,500.00	33,318.78	28,000.00	33,125.46	30,000.00	24,617.95	30,000.00	-
ELECTRIC SERVICE REVENUES	500.00	420.56	500.00	340.00	500.00	-	500.00	-
OVERHEAD MAINTENANCE CHARGES	500.00	2,595.76	1,000.00	407.44	1,000.00	-	1,000.00	-
UNDERGROUND MAINTENANCE CHARGE	500.00	2,589.26	1,500.00	-	1,500.00	-	1,000.00	(500.00)
POLE RENTAL CONTRACTS	2,000.00	2,870.00	2,000.00	2,780.00	2,000.00	2,560.00	2,000.00	-
CUSTOMER INSTALLATION CHARGES	1,500.00	9,655.30	2,400.00	8,009.25	1,350.00	-	1,350.00	-
OTHER ELECTRIC REVENUES	10,000.00	70,780.89	25,000.00	(446,120.71)	10,000.00	52,554.24	10,000.00	-
EV CHARGER REVENUE	-	-	-	-	-	549.46	2,500.00	2,500.00
NEW LINE EXTENSION COSTS REIMB	25,000.00	26,715.44	30,000.00	5,742.05	40,000.00	263,445.59	10,000.00	(30,000.00)
EQUIPMENT RENTAL CHARGES	500.00	120.41	1,400.00	1,008.10	1,200.00	1,097.29	1,300.00	100.00
MRES REIMBURSEMENTS	50,000.00	65,425.69	50,000.00	6,280.79	50,000.00	8,893.40	50,000.00	-
RESIDENTIAL ELECTRIC SALES	2,222,850.00	2,065,378.60	2,267,500.00	2,122,280.20	2,305,750.00	1,410,706.19	2,295,250.00	(10,500.00)
COMMERCIAL ELECTRIC SALES	3,755,000.00	3,738,703.97	3,830,000.00	4,011,772.03	3,925,800.00	2,684,601.62	4,125,000.00	199,200.00
ON CALL REIMBUSEMENTS-HENNING	-	-	-	-	-	2,610.00	32,000.00	32,000.00
TRSF FROM RESERVE -	-	-	-	-	-	-	200,000.00	200,000.00
TRANSFER FROM WATER - TOWER	55,000.00	55,000.00	55,000.00	-	55,000.00	-	55,000.00	-
WATER FUND AMI TRANSFER	20,000.00	20,000.00	20,000.00	-	20,000.00	-	-	(20,000.00)
TRANSFER FROM WDA PINEWOOD ESTATES	-	-	-	-	51,690.00	-	51,690.00	-
TRANSFER FROM GOLF-CART PURCHASE	-	-	-	-	-	40,901.86	40,902.00	40,902.00
TRANSFER FROM SCADA	-	-	20,000.00	-	20,000.00	-	20,000.00	-
MISC REVENUE/ERROR CORRECTION	-	-	-	852,839.00	-	-	-	-
Department: 40000 - NON DEPARTMENTAL Total:	**6,250,850.00**	**5,934,632.53**	**6,414,300.00**	**6,833,890.20**	**6,665,790.00**	**4,726,066.10**	**7,084,492.00**	**418,702.00**

	2023 Total Budget	2023 Total Activity	2024 Total Budget	2024 Total Activity	2025 Total Budget	2025 YTD Activity	2026	Difference
EXPENSE								
SALARIES FULL TIME - REGULAR	80,000.00	-	85,000.00	70,059.92	90,000.00	61,042.62	95,000.00	5,000.00
SALARIES FULL TIME - OVERTIME	1,500.00	-	1,500.00	-	2,000.00	111.60	2,000.00	-
SALARIES PART TIME	9,500.00	-	10,000.00	-	10,000.00	-	-	(10,000.00)
P.E.R.A.	6,113.00	(50,995.00)	6,488.00	5,307.51	6,900.00	4,601.62	7,275.00	375.00
F.I.C.A.	6,847.00	-	7,268.00	4,725.21	7,650.00	4,181.93	7,688.00	38.00
HEALTH, LIFE, HSA, DEFERRED COMP	16,800.00	-	17,850.00	7,459.26	19,000.00	1,358.33	20,425.00	1,425.00
	120,760.00	**(50,995.00)**	**128,106.00**	**87,551.90**	**135,550.00**	**71,296.10**	**132,388.00**	**(3,162.00)**
Department: 40750 - WORK ORDERS Total:								-
WAREHOUSES AND IMPROVEMENTS	-	-	-	-	-	-	-	-
POWER OPERATED EQUIPMENT	-	-	-	-	-	-	-	-
Department: 41110 - Total:	**-**	**-**	**-**	**-**	**-**	**-**	**-**	**-**
OPEB EXPENSE	-	-	-	6,128.00	-	-	-	-
Department: 43000 - 43000 Total:	**-**	**-**	**-**	**6,128.00**	**-**	**-**	**-**	**-**
BONDS - PRINCIPAL	60,000.00	-	60,000.00	-	65,000.00	65,000.00	65,000.00	-
Department: 47000 - BOND PAYMENTS Total:	**60,000.00**	**-**	**60,000.00**	**-**	**65,000.00**	**65,000.00**	**65,000.00**	**-**
BOND INTEREST & CHARGES	23,335.00	22,575.00	21,535.00	21,155.00	19,660.00	19,660.00	17,710.00	(1,950.00)
BOND AGENT FEES	495.00	495.00	-	-	-	495.00	500.00	500.00
Department: 47500 - BOND INTEREST Total:	**23,830.00**	**23,070.00**	**21,535.00**	**21,155.00**	**19,660.00**	**20,155.00**	**18,210.00**	**(1,450.00)**
UTILITY CREDIT CARD FEES EXPENSE	-	-	-	927.27	12,500.00	4,850.15	2,600.00	(9,900.00)
PURCHASED POWER	3,414,000.00	3,333,443.37	3,550,600.00	2,849,766.89	4,060,000.00	2,815,808.73	4,115,500.00	55,500.00
SERVICE TERRITORY BUYOUT	-	31,764.75	-	36,603.57	-	-	45,000.00	45,000.00
Department: 49555 - POWER SUPPLY EXPENSE Tota	**3,414,000.00**	**3,365,208.12**	**3,550,600.00**	**2,887,297.73**	**4,072,500.00**	**2,820,658.88**	**4,163,100.00**	**90,600.00**
SALARIES FULL TIME REGULAR	24,000.00	21,242.65	25,000.00	21,174.60	20,000.00	17,229.92	22,000.00	2,000.00
P.E.R.A.	1,800.00	1,586.00	1,875.00	1,580.84	1,500.00	1,293.21	1,650.00	150.00
F.I.C.A.	1,836.00	1,597.93	1,913.00	1,612.27	1,530.00	1,307.74	1,780.00	250.00
HEALTH, LIFE, HSA, DEFERRED COMP	5,040.00	1,930.33	5,250.00	1,979.84	4,245.00	1,597.15	4,730.00	485.00
CELL PHONE EXPENSE	-	-	-	-	500.00	-	-	(500.00)

CITY OF WADENA

ELECTRIC Budget Summary

For Fiscal: 2025 Period Ending: 09/30/2025

	2023 Total Budget	2023 Total Activity	2024 Total Budget	2024 Total Activity	2025 Total Budget	2025 YTD Activity	2026	Difference
Department: 49580 - OPER - SUPERVISION & ENG. T	**32,676.00**	**26,356.91**	**34,038.00**	**26,347.55**	**27,775.00**	**21,428.02**	**30,160.00**	**2,385.00**
SALARIES FULL TIME REGULAR	12,000.00	10,339.56	12,000.00	11,733.85	12,000.00	8,682.18	12,000.00	-
P.E.R.A.	900.00	771.92	900.00	876.43	900.00	651.65	900.00	-
F.I.C.A.	987.00	780.78	987.00	890.95	987.00	657.79	1,044.00	57.00
HEALTH, LIFE, HSA, DEFERRED COMP	2,520.00	915.09	2,520.00	1,040.37	2,545.00	819.77	2,580.00	35.00
REPAIR & MAINTENANCE SUPPLIES	8,500.00	9,401.50	8,500.00	4,548.48	8,500.00	-	9,500.00	1,000.00
TELEPHONE	500.00	548.30	500.00	248.84	300.00	165.56	-	(300.00)
ADVERTISING	1,500.00	600.00	1,500.00	-	1,500.00	-	1,500.00	-
Department: 49581 - OPER - LOAD MGMNT EXPENS	**26,907.00**	**23,357.15**	**26,907.00**	**19,338.92**	**26,732.00**	**10,976.95**	**27,524.00**	**792.00**
SALARIES FULL TIME REGULAR	1,000.00	-	1,000.00	-	1,000.00	-	1,000.00	-
P.E.R.A.	75.00	-	75.00	-	75.00	-	75.00	-
F.I.C.A.	77.00	-	77.00	-	77.00	-	81.00	4.00
HEALTH, LIFE, HSA, DEFERRED COMP	210.00	-	210.00	-	225.00	-	215.00	(10.00)
REPAIR & MAINTENANCE SUPPLIES	200.00	183.77	200.00	726.69	1,000.00	138.22	1,000.00	-
Department: 49582 - OPER - STATION EXPENSE Tota	**1,562.00**	**183.77**	**1,562.00**	**726.69**	**2,377.00**	**138.22**	**2,371.00**	**(6.00)**
SALARIES FULL TIME REGULAR	5,000.00	3,084.29	5,000.00	3,697.93	5,000.00	2,584.61	5,000.00	-
SALARIES FULL TIME OVERTIME	-	-	-	-	-	-	-	-
P.E.R.A.	375.00	230.17	375.00	275.78	375.00	193.95	375.00	-
F.I.C.A.	383.00	233.26	383.00	279.23	383.00	196.24	405.00	22.00
HEALTH, LIFE, HSA, DEFERRED COMP	1,075.00	270.77	1,075.00	527.47	1,095.00	239.36	1,078.00	(17.00)
REPAIR & MAINTENANCE SUPPLIES	500.00	-	500.00	9.12	500.00	-	500.00	-
CELL PHONE EXPENSE	-	-	-	-	-	-	-	-
Department: 49583 - OPER - OH LINE EXPENSE Total	**7,333.00**	**3,818.49**	**7,333.00**	**4,789.53**	**7,353.00**	**3,214.16**	**7,358.00**	**5.00**
SALARIES FULL TIME REGULAR	5,000.00	3,084.29	5,000.00	3,694.18	5,000.00	2,934.61	5,000.00	-
SALARIES FULL TIME OVERTIME	-	-	-	-	-	-	-	-
P.E.R.A.	375.00	230.17	375.00	275.50	375.00	220.20	375.00	-
F.I.C.A.	383.00	233.26	383.00	279.62	383.00	219.89	405.00	22.00
HEALTH, LIFE, HSA, DEFERRED COMP	1,050.00	270.77	1,050.00	405.30	1,080.00	322.57	1,075.00	(5.00)
REPAIR & MAINTENANCE SUPPLIES	4,000.00	6,422.37	4,500.00	1,970.23	4,500.00	971.29	4,500.00	-
CELL PHONE EXPENSE	-	-	-	-	1,200.00	-	1,200.00	-
Department: 49584 - OPER - UG LINE EXPENSE Total	**10,808.00**	**10,240.86**	**11,308.00**	**6,624.83**	**12,538.00**	**4,668.56**	**12,555.00**	**17.00**
SALARIES FULL TIME REGULAR	500.00	866.80	500.00	1,933.00	500.00	-	500.00	-
P.E.R.A.	38.00	64.59	38.00	144.98	38.00	-	38.00	-
F.I.C.A.	38.00	57.82	38.00	131.78	38.00	-	40.00	2.00
HEALTH, LIFE, HSA, DEFERRED COMP	108.00	156.04	108.00	760.54	110.00	-	108.00	(2.00)
REPAIR & MAINTENANCE SUPPLIES	100.00	-	100.00	-	100.00	690.75	250.00	150.00
Department: 49585 - OPER - ST LIGHTS & SIGNAL To	**784.00**	**1,145.25**	**784.00**	**2,970.30**	**786.00**	**690.75**	**936.00**	**150.00**
SALARIES FULL TIME REGULAR	1,500.00	-	1,500.00	-	1,500.00	-	1,500.00	-
P.E.R.A.	113.00	-	113.00	-	113.00	-	113.00	-
F.I.C.A.	115.00	-	115.00	-	115.00	-	121.00	6.00
HEALTH, LIFE, HSA, DEFERRED COMP	315.00	-	315.00	-	330.00	-	323.00	(7.00)
REPAIR & MAINTENANCE SUPPLIES	22,000.00	14,400.35	22,500.00	22,151.02	21,500.00	10,675.20	22,500.00	1,000.00
Department: 49586 - OPER - METER EXPENSE Total:	**24,043.00**	**14,400.35**	**24,543.00**	**22,151.02**	**23,558.00**	**10,675.20**	**24,557.00**	**999.00**
SALARIES FULL TIME REGULAR	2,000.00	-	2,000.00	79.32	2,000.00	-	500.00	(1,500.00)
SALARIES PART TIME REGULAR	500.00	-	500.00	-	500.00	-	-	(500.00)
P.E.R.A.	150.00	-	150.00	5.95	150.00	-	38.00	(112.00)
F.I.C.A.	191.00	-	191.00	5.18	191.00	-	40.00	(151.00)
HEALTH, LIFE, HSA, DEFERRED COMP	420.00	-	420.00	34.19	425.00	-	108.00	(317.00)
REPAIR & MAINTENANCE SUPPLIES	-	-	-	-	-	-	-	-
Department: 49587 - OPER - INSTALLATION EXPEN T	**3,261.00**	**-**	**3,261.00**	**124.64**	**3,266.00**	**-**	**686.00**	**(2,580.00)**
SALARIES FULL TIME REGULAR	3,000.00	-	3,000.00	2,487.23	3,000.00	-	3,000.00	-
SALARIES FULL TIME OVERTIME	12,500.00	10,346.56	10,000.00	22,280.85	25,000.00	14,570.03	33,500.00	8,500.00
P.E.R.A.	1,163.00	773.39	975.00	1,855.61	2,100.00	1,092.73	2,738.00	638.00
F.I.C.A.	1,186.00	685.50	995.00	1,675.37	2,142.00	999.14	2,953.00	811.00
HEALTH, LIFE, HSA, DEFERRED COMP	630.00	1,761.79	630.00	2,740.58	665.00	1,053.19	645.00	(20.00)
Department: 49588 - OPER - MISC. DIS. EXPENSE Tot	**18,479.00**	**13,567.24**	**15,600.00**	**31,039.64**	**32,907.00**	**17,715.09**	**42,836.00**	**9,929.00**
SALARIES FULL TIME REGULAR	45,000.00	23,051.32	45,000.00	23,577.20	40,000.00	17,404.92	37,000.00	(3,000.00)
P.E.R.A.	3,375.00	1,777.22	3,375.00	1,759.91	3,000.00	1,306.34	2,775.00	(225.00)
F.I.C.A.	3,443.00	1,765.14	3,443.00	1,775.27	3,060.00	1,321.13	2,993.00	(67.00)

CITY OF WADENA

ELECTRIC Budget Summary

For Fiscal: 2025 Period Ending: 09/30/2025

	2023 Total Budget	2023 Total Activity	2024 Total Budget	2024 Total Activity	2025 Total Budget	2025 YTD Activity	2026	Difference
HEALTH, LIFE, HSA, DEFERRED COMP	9,450.00	2,187.99	9,450.00	2,430.34	8,570.00	1,597.15	7,955.00	(615.00)
CELL PHONE EXPENSE	-	-	-	-	-	-	-	-
Department: 49590 - MNT - SUPERVISION Total:	**61,268.00**	**28,781.67**	**61,268.00**	**29,542.72**	**54,630.00**	**21,629.54**	**50,723.00**	**(3,907.00)**
SALARIES FULL TIME REGULAR	1,500.00	730.40	1,500.00	398.98	1,500.00	910.82	1,500.00	-
P.E.R.A.	113.00	53.70	113.00	30.29	113.00	73.82	113.00	-
F.I.C.A.	115.00	45.59	115.00	28.83	115.00	62.46	121.00	6.00
HEALTH, LIFE, HSA, DEFERRED COMP	315.00	249.71	315.00	25.74	355.00	248.10	323.00	(32.00)
REPAIR & MAINTENANCE SUPPLIES	3,000.00	10,012.40	3,000.00	825.55	3,000.00	97.50	3,000.00	-
Department: 49591 - MNT - LOAD MANAGEMENT T	**5,043.00**	**11,091.80**	**5,043.00**	**1,309.39**	**5,083.00**	**1,392.70**	**5,057.00**	**(26.00)**
SALARIES FULL TIME REGULAR	12,000.00	10,658.81	10,000.00	16,457.96	10,000.00	15,581.32	15,000.00	5,000.00
SALARIES FULL TIME OVERTIME	5,500.00	3,916.27	6,500.00	5,758.42	7,500.00	4,113.30	8,500.00	1,000.00
SALARIES PART TIME REGULAR	750.00	-	750.00	-	750.00	-	-	(750.00)
P.E.R.A.	1,313.00	1,087.41	1,238.00	1,664.11	1,313.00	1,477.06	1,763.00	450.00
F.I.C.A.	1,396.00	966.70	1,320.00	1,524.29	1,396.00	1,331.58	1,901.00	505.00
HEALTH, LIFE, HSA, DEFERRED COMP	2,520.00	2,483.47	2,100.00	3,189.85	2,130.00	4,039.42	3,225.00	1,095.00
REPAIR & MAINTENANCE SUPPLIES	15,000.00	2,862.22	15,000.00	19,726.32	15,000.00	4,809.00	15,000.00	-
Department: 49592 - MNT - STATION EQUIPMENT T	**38,479.00**	**21,974.88**	**36,908.00**	**48,320.95**	**38,089.00**	**31,351.68**	**45,389.00**	**7,300.00**
SALARIES FULL TIME REGULAR	47,000.00	38,736.89	45,000.00	46,789.37	45,000.00	40,101.91	48,000.00	3,000.00
SALARIES FULL TIME OVERTIME	1,500.00	441.65	1,200.00	1,913.47	1,200.00	1,448.66	2,000.00	800.00
SALARIES PART TIME REGULAR	2,500.00	-	2,700.00	-	2,700.00	-	-	(2,700.00)
P.E.R.A.	3,638.00	2,918.53	3,465.00	3,636.96	3,465.00	3,116.39	3,750.00	285.00
F.I.C.A.	3,902.00	2,619.76	3,741.00	3,237.61	3,741.00	2,821.18	4,045.00	304.00
HEALTH, LIFE, HSA, DEFERRED COMP	9,870.00	6,943.08	9,450.00	8,939.58	9,600.00	9,146.60	10,320.00	720.00
REPAIR & MAINTENANCE SUPPLIES	20,000.00	12,403.45	20,000.00	10,031.64	20,000.00	65.71	20,000.00	-
Department: 49593 - MNT - OH LINES Total:	**88,410.00**	**64,063.36**	**85,556.00**	**74,548.63**	**85,706.00**	**56,700.45**	**88,115.00**	**2,409.00**
SALARIES FULL TIME REGULAR	80,000.00	109,594.90	100,000.00	125,118.10	105,000.00	87,902.72	110,000.00	5,000.00
SALARIES FULL TIME OVERTIME	1,500.00	765.04	1,500.00	2,505.53	1,500.00	1,265.43	1,500.00	-
SALARIES PART TIME REGULAR	2,500.00	-	2,600.00	-	2,600.00	-	-	(2,600.00)
P.E.R.A.	6,113.00	8,232.82	7,613.00	9,514.59	7,988.00	6,705.70	8,363.00	375.00
F.I.C.A.	6,426.00	7,367.69	7,964.00	8,575.05	8,346.00	6,090.35	9,020.00	674.00
HEALTH, LIFE, HSA, DEFERRED COMP	16,800.00	21,949.33	21,000.00	26,996.33	22,170.00	24,240.52	23,650.00	1,480.00
REPAIR & MAINTENANCE SUPPLIES	25,000.00	52,984.62	25,000.00	12,185.46	25,000.00	16,277.81	25,000.00	-
Department: 49594 - MNT - UG LINES Total:	**138,339.00**	**200,894.40**	**165,677.00**	**184,895.06**	**172,604.00**	**142,482.53**	**177,533.00**	**4,929.00**
SALARIES FULL TIME REGULAR	7,500.00	499.45	7,500.00	425.76	7,500.00	189.04	7,500.00	-
SALARIES PART TIME REGULAR	1,500.00	-	1,500.00	-	1,500.00	-	-	(1,500.00)
P.E.R.A.	563.00	37.18	563.00	31.87	563.00	14.18	563.00	-
F.I.C.A.	689.00	32.58	689.00	29.00	689.00	13.49	607.00	(82.00)
HEALTH, LIFE, HSA, DEFERRED COMP	1,575.00	74.78	1,575.00	202.68	1,595.00	21.84	1,613.00	18.00
REPAIR & MAINTENANCE SUPPLIES	4,500.00	3,411.89	4,500.00	1,820.05	3,500.00	737.58	3,500.00	-
Department: 49595 - MNT - TRSFMRS & CAPACITOR	**16,327.00**	**4,055.88**	**16,327.00**	**2,509.36**	**15,347.00**	**976.13**	**13,783.00**	**(1,564.00)**
SALARIES FULL TIME REGULAR	11,000.00	7,791.59	8,000.00	18,464.88	8,000.00	13,656.44	10,000.00	2,000.00
SALARIES FULL TIME OVERTIME	-	-	-	-	-	131.25	-	-
SALARIES PART TIME REGULAR	750.00	-	1,000.00	-	1,000.00	-	-	(1,000.00)
P.E.R.A.	825.00	912.92	600.00	714.97	600.00	1,034.06	750.00	150.00
F.I.C.A.	899.00	801.82	689.00	649.43	689.00	943.26	809.00	120.00
HEALTH, LIFE, HSA, DEFERRED COMP	2,310.00	3,115.09	1,680.00	2,915.56	1,710.00	3,513.94	2,150.00	440.00
REPAIR & MAINTENANCE SUPPLIES	8,500.00	27,157.07	8,500.00	2,395.87	7,500.00	10,596.87	7,500.00	-
Department: 49596 - MNT - ST LIGHTS & SIGNALS Tc	**24,284.00**	**39,778.49**	**20,469.00**	**25,140.71**	**19,499.00**	**29,875.82**	**21,209.00**	**1,710.00**
SALARIES FULL TIME REGULAR	3,500.00	216.82	3,500.00	872.34	3,500.00	1,186.13	3,500.00	-
P.E.R.A.	263.00	16.13	263.00	64.96	263.00	88.97	263.00	-
F.I.C.A.	268.00	12.97	268.00	58.78	268.00	79.31	283.00	15.00
HEALTH, LIFE, HSA, DEFERRED COMP	735.00	55.00	735.00	217.16	745.00	356.39	753.00	8.00
REPAIR & MAINTENANCE SUPPLIES	7,500.00	9,398.20	7,500.00	23.07	5,000.00	2,040.12	5,000.00	-
Department: 49597 - MNT - ELECTRIC METERS Total	**12,266.00**	**9,699.12**	**12,266.00**	**1,236.31**	**9,776.00**	**3,750.92**	**9,799.00**	**23.00**
SALARIES FULL TIME REGULAR	4,500.00	1,665.48	4,500.00	109.52	5,000.00	350.00	5,000.00	-
SALARIES PART TIME REGULAR	750.00	-	750.00	-	750.00	-	-	(750.00)
P.E.R.A.	338.00	123.65	338.00	8.21	375.00	26.25	375.00	-
F.I.C.A.	402.00	114.09	402.00	6.71	440.00	23.33	405.00	(35.00)
HEALTH, LIFE, HSA, DEFERRED COMP	945.00	168.60	945.00	24.47	1,065.00	84.92	1,075.00	10.00

CITY OF WADENA

ELECTRIC Budget Summary

For Fiscal: 2025 Period Ending: 09/30/2025

	2023 Total Budget	2023 Total Activity	2024 Total Budget	2024 Total Activity	2025 Total Budget	2025 YTD Activity	2026	Difference
REPAIR & MAINTENANCE SUPPLIES	2,500.00	240.06	2,500.00	922.64	2,500.00	-	2,500.00	-
Department: 49598 - MNT - MISC DIST. PLANT Total	**9,435.00**	**2,311.88**	**9,435.00**	**1,071.55**	**10,130.00**	**484.50**	**9,355.00**	**(775.00)**
PENSION EXPENSE	-	-	-	(59,689.00)	-	-	-	-
Department: 49830 - MERCHANDISE PURCHASES To	**-**	**-**	**-**	**(59,689.00)**	**-**	**-**	**-**	-
SALARIES FULL TIME REGULAR	34,000.00	26,843.44	34,000.00	42,273.54	37,000.00	23,096.98	37,000.00	-
SALARIES FULL TIME OVERTIME	750.00	205.80	750.00	316.09	750.00	65.63	1,000.00	250.00
SALARIES PART TIME REGULAR	5,000.00	-	-	-	-	-	-	-
P.E.R.A.	3,056.00	1,906.12	2,606.00	2,274.73	2,831.00	1,738.95	2,850.00	19.00
F.I.C.A.	3,117.00	1,611.76	2,658.00	1,967.74	2,859.00	1,489.75	3,074.00	215.00
HEALTH, LIFE, HSA, DEFERRED COMP	8,400.00	6,359.30	7,140.00	7,424.48	7,920.00	6,440.18	7,955.00	35.00
Department: 49901 - CUSTOMER ACCT EXP SUPV To	**54,323.00**	**36,926.42**	**47,154.00**	**54,256.58**	**51,360.00**	**32,831.49**	**51,879.00**	**519.00**
SALARIES FULL TIME REGULAR	20,000.00	20,016.71	22,000.00	24,688.56	28,000.00	13,767.70	25,000.00	(3,000.00)
SALARIES FULL TIME OVERTIME	-	-	-	183.47	-	245.98	-	-
SALARIES PART TIME REGULAR	2,000.00	-	-	-	-	-	-	-
P.E.R.A.	1,650.00	1,485.42	1,650.00	1,842.40	2,100.00	1,054.20	1,875.00	(225.00)
F.I.C.A.	1,683.00	1,236.48	1,683.00	1,566.02	2,142.00	887.37	2,023.00	(119.00)
HEALTH, LIFE, HSA, DEFERRED COMP	4,620.00	5,841.78	4,620.00	5,841.31	5,910.00	4,004.45	5,375.00	(535.00)
Department: 49902 - METER READING EXPENSE Tot	**29,953.00**	**28,580.39**	**29,953.00**	**34,121.76**	**38,152.00**	**19,959.70**	**34,273.00**	**(3,879.00)**
SALARIES FULL TIME REGULAR	48,000.00	62,365.19	55,000.00	70,834.19	60,000.00	54,416.59	65,000.00	5,000.00
OVERTIME	-	-	-	1.46	-	-	-	-
PART TIME WAGES	4,000.00	-	-	-	-	-	-	-
PERA	4,050.00	4,636.45	4,125.00	5,271.83	4,500.00	4,081.41	4,875.00	375.00
FICA	4,131.00	3,805.15	4,208.00	4,468.78	4,590.00	3,439.40	5,259.00	669.00
HEALTH, LIFE, HSA, DEFERRED COMP	11,340.00	17,521.21	11,550.00	17,765.09	12,825.00	14,588.67	13,975.00	1,150.00
OFFICE SUPPLIES	25,000.00	20,822.83	25,000.00	14,278.48	20,000.00	14,769.64	20,000.00	-
TELEPHONE CHARGES	3,000.00	8,230.59	3,500.00	4,563.08	5,000.00	4,266.45	5,000.00	-
POSTAGE	12,000.00	12,718.36	13,000.00	11,954.77	14,000.00	7,965.56	14,000.00	-
Department: 49903 - CUSTOMER RECORDS Total:	**111,521.00**	**130,099.78**	**116,383.00**	**129,137.68**	**120,915.00**	**103,527.72**	**128,109.00**	**7,194.00**
UNCOLLECTIBLE ACCOUNTS EXPENSE	5,000.00	770.21	5,000.00	-	5,000.00	-	5,000.00	-
Department: 49904 - BAD DEBT EXPENSES Total:	**5,000.00**	**770.21**	**5,000.00**	**-**	**5,000.00**	**-**	**5,000.00**	**-**
SALARIES FULL TIME REGULAR	23,000.00	15,562.05	20,000.00	2,085.73	18,000.00	2,821.24	18,000.00	-
SALARIES FULL TIME OVER TIME	500.00	-	500.00	-	500.00	-	500.00	-
P.E.R.A.	1,763.00	905.12	1,538.00	154.76	1,388.00	211.61	1,388.00	-
F.I.C.A.	1,798.00	1,031.72	1,568.00	87.07	1,415.00	177.86	1,497.00	82.00
HEALTH, LIFE, HSA, DEFERRED COMP	4,830.00	3,294.80	4,200.00	1,136.08	3,830.00	728.76	3,870.00	40.00
ENERGY CONSERVATION PRGMS	50,000.00	62,405.69	50,000.00	7,512.79	50,000.00	9,892.20	50,000.00	-
ENERGY CONSERVATION ADVERTISNG	4,500.00	5,283.30	6,000.00	3,995.00	6,000.00	7,082.47	8,000.00	2,000.00
Department: 49908 - ENERGY CONSERVATION Total	**86,391.00**	**88,482.68**	**83,806.00**	**14,971.43**	**81,133.00**	**20,914.14**	**83,255.00**	**2,122.00**
SALARIES-FULL TIME REGULAR	-	-	-	-	-	720.42	2,000.00	2,000.00
OVERTIME	-	-	-	-	-	4,462.65	11,000.00	11,000.00
PERA	-	-	-	-	-	390.99	975.00	975.00
F.I.C.A. AND/OR MEDICARE	-	-	-	-	-	353.77	1,052.00	1,052.00
HEALTH, LIFE, HSA & DEFFERED COMP EXPENSE	-	-	-	-	-	905.38	430.00	430.00
REPAIR & MAINTENANCE SUPPLIES	-	-	-	-	-	-	-	-
TRANSPORTATION EQUIPMENT	-	-	-	-	-	-	-	-
Department: 49910 - HENNING ASSIST Total:	**-**	**-**	**-**	**-**	**-**	**6,833.21**	**15,457.00**	**15,457.00**
SALARIES FULL TIME REGULAR	110,000.00	89,414.07	110,000.00	121,889.93	115,000.00	84,627.48	117,000.00	2,000.00
SALARIES FULL TIME OVERTIME	1,000.00	30.90	1,000.00	7.31	1,000.00	-	1,000.00	-
SALARIES PART TIME REGULAR	-	10,280.22	-	-	-	-	-	-
P.E.R.A.	8,325.00	7,675.10	8,325.00	9,320.95	8,700.00	6,485.81	8,850.00	150.00
F.I.C.A.	8,492.00	7,015.58	8,492.00	8,813.93	8,874.00	6,192.17	9,560.00	686.00
HEALTH, LIFE, HSA, DEFERRED COMP	23,100.00	17,076.37	23,100.00	20,981.53	24,575.00	13,390.14	25,155.00	580.00
UNEMPLOYMENT/SEVERENCE PAY	-	-	18,200.00	9,789.26	-	-	-	-
OFFICE SUPPLIES	65,000.00	43,943.61	65,000.00	90,803.75	75,000.00	15,515.61	30,000.00	(45,000.00)
OPERATING SUPPLIES	500.00	122.81	500.00	-	500.00	-	500.00	-
AUDITING FEE	9,000.00	9,000.00	9,100.00	8,453.70	10,500.00	16,260.72	19,500.00	9,000.00
ENGINEERING FEES	10,000.00	9,696.88	30,000.00	22,721.00	60,000.00	805.50	45,000.00	(15,000.00)
LEGAL FEES	5,000.00	375.00	5,000.00	543.75	5,000.00	-	5,000.00	-
DRUG TESTING EXPENSES	1,000.00	1,111.94	1,000.00	204.00	1,000.00	748.41	1,000.00	-

CITY OF WADENA

ELECTRIC Budget Summary

For Fiscal: 2025 Period Ending: 09/30/2025

	2023 Total Budget	2023 Total Activity	2024 Total Budget	2024 Total Activity	2025 Total Budget	2025 YTD Activity	2026	Difference
LOAD CONTROL REBATES	1,500.00	250.00	1,500.00	-	4,000.00	-	3,000.00	(1,000.00)
TELEPHONE	6,500.00	7,027.54	6,500.00	8,842.34	8,500.00	6,677.20	9,000.00	500.00
POSTAGE	8,500.00	7,184.07	8,500.00	10,214.62	9,000.00	9,571.93	12,000.00	3,000.00
ADVERTISING EXPENSE	7,000.00	6,107.89	10,000.00	7,851.63	10,000.00	2,252.50	10,000.00	-
INSURANCE	33,000.00	56,366.90	34,000.00	43,810.63	34,000.00	768.73	45,000.00	11,000.00
CLOTHING ALLOWANCE	10,000.00	8,295.16	10,000.00	11,147.52	10,000.00	6,884.61	11,000.00	1,000.00
SAFETY GLASSES	200.00	20.94	200.00	101.24	200.00	266.55	300.00	100.00
DUES AND SUBSCRIPTIONS	21,500.00	19,271.30	21,500.00	18,407.55	24,500.00	18,760.56	25,000.00	500.00
Department: 49920 - ADMIN & GENERAL Total:	**329,617.00**	**300,266.28**	**371,917.00**	**393,904.64**	**410,349.00**	**189,207.92**	**377,865.00**	**(32,484.00)**
SALARIES FULL TIME REGULAR	8,500.00	2,590.70	8,500.00	1,931.48	8,500.00	1,719.52	7,500.00	(1,000.00)
P.E.R.A.	638.00	192.78	638.00	143.85	638.00	128.96	563.00	(75.00)
F.I.C.A.	650.00	163.05	650.00	116.03	650.00	112.99	607.00	(43.00)
HEALTH, LIFE, HSA, DEFERRED COMP	1,785.00	707.69	1,785.00	573.38	1,805.00	510.63	1,613.00	(192.00)
SCHOOLS, MEETING & TRAVEL EXP.	5,500.00	1,479.82	7,500.00	729.06	7,500.00	1,034.98	7,500.00	-
Department: 49925 - SCHOOLS, MTGS & TRAVEL Tot	**17,073.00**	**5,134.04**	**19,073.00**	**3,493.80**	**19,093.00**	**3,507.08**	**17,783.00**	**(1,310.00)**
SALARIES FULL TIME REGULAR	4,500.00	1,413.98	4,500.00	2,800.47	4,500.00	2,185.51	4,500.00	-
SALARIES FULL TIME OVERTIME	-	-	-	-	-	-	-	-
SALARIES PART TIME REGULAR	750.00	-	750.00	-	750.00	-	-	(750.00)
P.E.R.A.	338.00	105.42	338.00	209.12	338.00	163.88	338.00	-
F.I.C.A.	402.00	94.72	402.00	185.91	402.00	148.66	364.00	(38.00)
HEALTH, LIFE, HSA, DEFERRED COMP	945.00	232.12	945.00	968.01	960.00	623.33	968.00	8.00
MEETING EXPENSES	300.00	115.41	300.00	179.03	300.00	59.77	300.00	-
SAFETY TRAINING EXPENSES	20,500.00	11,241.13	21,000.00	10,984.72	23,750.00	8,173.59	24,000.00	250.00
Department: 49928 - SAFETY TRAINING Total:	**27,735.00**	**13,202.78**	**28,235.00**	**15,327.26**	**31,000.00**	**11,354.74**	**30,470.00**	**(530.00)**
SALARIES FULL TIME REGULAR	12,000.00	12,163.83	13,000.00	15,411.24	13,000.00	3,054.78	13,000.00	-
SALARIES PART TIME REGULAR	750.00	-	750.00	-	750.00	-	-	(750.00)
P.E.R.A	900.00	906.92	975.00	1,150.04	975.00	229.11	975.00	-
F.I.C.A.	975.00	855.74	1,052.00	1,043.41	1,052.00	229.64	1,052.00	-
HEALTH, LIFE, HSA, DEFERRED COMP	2,520.00	1,380.55	2,730.00	2,949.89	2,760.00	253.43	2,795.00	35.00
REPAIR & MAINTENANCE SUPPLIES	8,000.00	12,680.23	10,000.00	18,319.04	8,000.00	2,331.44	8,000.00	-
Department: 49930 - NON UTILITY ACCT EXP Total:	**25,145.00**	**27,987.27**	**28,507.00**	**38,873.62**	**26,537.00**	**6,098.40**	**25,822.00**	**(715.00)**
SALARIES FULL TIME REGULAR	36,000.00	17,996.79	36,000.00	30,783.74	36,000.00	18,064.07	36,000.00	-
SALARIES PART TIME REGULAR	1,000.00	-	1,000.00	-	1,000.00	-	-	(1,000.00)
P.E.R.A.	2,700.00	1,337.87	2,700.00	2,292.36	2,700.00	1,354.82	2,700.00	-
F.I.C.A.	2,831.00	1,247.37	2,831.00	2,125.32	2,831.00	1,249.49	2,912.00	81.00
HEALTH, LIFE, HSA, DEFERRED COMP	7,560.00	3,390.10	7,560.00	6,692.44	7,615.00	5,181.79	7,740.00	125.00
OPERATING SUPPLIES	3,000.00	2,582.15	3,000.00	2,650.22	3,000.00	2,696.26	3,500.00	500.00
REPAIR & MAINTENANCE SUPPLIES	2,000.00	747.68	2,000.00	268.00	2,000.00	2,021.09	11,000.00	9,000.00
TREES AND LANDSCAPING	1,000.00	-	1,000.00	470.00	1,000.00	628.67	1,200.00	200.00
SMALL TOOLS & EQUIPMENT	5,000.00	1,176.56	6,500.00	5,775.15	7,500.00	1,874.68	7,500.00	-
EQUIPMENT REPAIR & MAINTENANCE	1,000.00	-	1,000.00	284.68	1,000.00	-	1,000.00	-
Department: 49932 - MNT OF GENERAL PLANT Tota	**62,091.00**	**28,478.52**	**63,591.00**	**51,341.91**	**64,646.00**	**33,070.87**	**73,552.00**	**8,906.00**
SALARIES FULL TIME REGULAR	14,000.00	18,898.30	14,000.00	17,015.58	14,000.00	15,858.71	20,000.00	6,000.00
SALARIES PART TIME REGULAR	750.00	-	750.00	-	750.00	-	-	(750.00)
P.E.R.A.	1,050.00	1,407.47	1,050.00	1,277.04	1,050.00	1,191.79	1,500.00	450.00
F.I.C.A.	1,128.00	1,279.91	1,128.00	1,176.44	1,128.00	1,093.23	1,618.00	490.00
HEALTH, LIFE, HSA, DEFERRED COMP	2,940.00	3,974.50	2,940.00	4,182.40	2,985.00	3,751.20	4,300.00	1,315.00
MOTOR FUELS & LUBRICANTS	15,000.00	9,702.12	15,000.00	9,205.92	15,000.00	7,772.73	15,000.00	-
REPAIR & MAINTENANCE SUPPLIES	500.00	42.46	500.00	411.88	500.00	43.92	500.00	-
SMALL TOOLS & EQUIPMENT	100.00	-	100.00	-	100.00	62.27	100.00	-
COMMUNICATION EQUIP. REPAIRS	500.00	231.95	500.00	-	500.00	236.55	500.00	-
EQUIPMENT REPAIR & MAINTENANCE	10,000.00	7,114.89	10,000.00	7,614.40	11,000.00	8,361.14	12,000.00	1,000.00
Department: 49933 - TRUCK & EQUIPMENT MNT To	**45,968.00**	**42,651.60**	**45,968.00**	**40,883.66**	**47,013.00**	**38,371.54**	**55,518.00**	**8,505.00**
INSURANCE CLAIM REV/EXPENSE	-	-	-	-	-	(39,502.95)	-	-
Department: 49960 - INSURANCE EXPENSE Total:	**-**	**-**	**-**	**-**	**-**	**-39,502.95**	**-**	**-**
DEPRECIATION	550,000.00	532,380.33	555,000.00	541,739.00	560,000.00	405,774.00	565,000.00	5,000.00
Department: 49970 - DEPRECIATION Total:	**550,000.00**	**532,380.33**	**555,000.00**	**541,739.00**	**560,000.00**	**405,774.00**	**565,000.00**	**5,000.00**
INTEREST EXP. (DEPOSIT REFUND)	1,500.00	7,795.70	1,500.00	8,638.73	2,000.00	1,263.54	9,000.00	7,000.00
Department: 49980 - DEPOSIT INTEREST EXPENSE To	**1,500.00**	**7,795.70**	**1,500.00**	**8,638.73**	**2,000.00**	**1,263.54**	**9,000.00**	**7,000.00**

CITY OF WADENA

ELECTRIC Budget Summary

For Fiscal: 2025 Period Ending: 09/30/2025

	2023 Total Budget	2023 Total Activity	2024 Total Budget	2024 Total Activity	2025 Total Budget	2025 YTD Activity	2026	Difference
TRANSFER TO GENERAL FUND	325,000.00	325,000.00	325,000.00	352,084.00	325,000.00	243,756.00	325,000.00	-
TRANSFER TO WATER DEPT.	100,000.00	100,000.00	-	-	-	-	-	-
TRNSFR PINEWOOD ADD	-	-	-	-	-	-	-	-
TRNSFR TO GOLF	-	-	-	-	-	-	-	-
Department: 49990 - TRANSFERS Total:	**425,000.00**	**425,000.00**	**325,000.00**	**352,084.00**	**325,000.00**	**243,756.00**	**325,000.00**	**-**
LOSS ON DISPOSAL OF INVENTORY	-	24,907.19	-	(1,860.00)	-	-	-	-
Department: 49991 - INTEREST EXPENSE Total:	**-**	**24,907.19**	**-**	**(1,860.00)**	**-**	**-**	**-**	-
LOAD MANAGEMENT	-	-	-	-	-	-	-	-
INVENTORY PURCHASES	80,000.00	(32,354.19)	80,000.00	154,144.80	90,000.00	290,394.98	100,000.00	10,000.00
Department: 49993 - TRANSFERS OUT Total:	**80,000.00**	**(32,354.19)**	**80,000.00**	**154,144.80**	**90,000.00**	**290,394.98**	**100,000.00**	**10,000.00**
CONTRACT LABOR	50,000.00	-	45,000.00	12,979.50	35,000.00	7,720.50	35,000.00	-
STATION EQUIPMENT	100,000.00	-	130,000.00	-	65,000.00	32,556.87	300,000.00	235,000.00
POLES TOWERS AND FIXTURES	-	-	-	1,720.79	-	-	-	-
OVERHEAD CONDUCTORS & DEVICES	-	-	-	1,360.83	-	-	-	-
UNDERGROUND CONDUCTORS & DEVIC	70,000.00	-	74,270.00	86,802.08	66,500.00	-	55,000.00	(11,500.00)
LINE TRANSFORMERS, REG. & CAPA	55,000.00	-	86,000.00	65,165.72	53,000.00	-	50,000.00	(3,000.00)
SERVICES	-	-	-	-	-	-	-	-
METERS	-	-	-	6,223.30	-	-	-	-
STREET LIGHTING & SIGNALS	30,000.00	-	337,700.00	4,818.53	85,100.00	-	77,500.00	(7,600.00)
WAREHOUSES AND IMPROVEMENTS	-	-	-	-	-	-	65,000.00	65,000.00
OFFICE FURNITURE & EQUIPMENT	-	-	-	9,607.50	-	-	-	-
TRANSPORTATION EQUIPMENT	385,000.00	-	110,000.00	(0.15)	45,000.00	19,679.99	60,000.00	15,000.00
TOOLS,SHOP & GARAGE EQUIPMENT	-	-	-	-	-	-	-	-
Department: 49995 - CAPITAL OUTLAY Total:	**690,000.00**	**-**	**782,970.00**	**188,678.10**	**349,600.00**	**59,957.36**	**642,500.00**	**292,900.00**
Expense Total:	**6,679,611.00**	**5,473,313.62**	**6,882,583.00**	**5,444,868.40**	**7,062,664.00**	**4,762,580.94**	**7,384,070.00**	**321,406.00**
Fund: 603 - ELECTRIC FUND Surplus (Deficit):	**(428,761.00)**	**461,318.91**	**(468,283.00)**	**1,389,021.80**	**(396,874.00)**	**-36,514.84**	**(299,578.00)**	**97,296.00**

CITY OF WADENA

WATER Budget Summary

For Fiscal: 2025 Period Ending: 09/30/2025

	2023 Total Budget	2023 Total Activity	2024 Total Budget	2024 Total Activity	2025 Total Budget	2025 YTD Activity	2026	Difference
REVENUE								
CURRENT AD VALOREM TAXES	180,110.00	173,140.22	180,511.00	180,511.18	179,832.00	96,798.92	180,180.00	348.00
PERA PENSION OTHER REV	-	-	-	4,079.00	-	-	-	-
SPECIAL ASSESSMENTS RECEIVABLE	26,550.00	-	26,479.00	4,336.34	26,051.00	15,104.10	25,016.00	(1,035.00)
SPECIAL ASSESSMENTS RECEIVABLE							2,752.00	2,752.00
SPECIAL ASSESSMENTS RECEIVABLE							4,794.00	4,794.00
SPECIAL ASSESSMENT INTEREST	7,200.00	6,202.96	6,298.00	0.16	5,732.00	3,464.38	4,324.00	(1,408.00)
SPECIAL ASSESSMENT INTEREST							6,946.00	6,946.00
SPECIAL ASSESSMENT INTEREST							12,097.00	12,097.00
INTEREST EARNINGS	5,000.00	11,601.78	2,500.00	29,429.33	2,500.00	20,658.85	25,000.00	22,500.00
CHANGE IN FAIR VALUE/INVESTMNT	-	(9,176.22)	-	1,991.06	-	3,704.63	1,500.00	1,500.00
DIVIDENDS RECEIVED	-	-	-	979.00	-	-	-	-
RESIDENTIAL WATER SALES	465,500.00	477,584.35	468,500.00	452,963.44	455,000.00	310,489.38	465,000.00	10,000.00
COMMERCIAL WATER SALES	225,000.00	315,724.82	295,300.00	347,010.96	310,500.00	272,820.91	348,500.00	38,000.00
WATER SERVICE CHARGES	960.00	-	960.00	1,160.00	1,120.00	640.00	1,360.00	240.00
WATER CUSTOMER SERVICES	10,000.00	12,970.12	7,500.00	12,220.30	5,000.00	14,691.59	10,000.00	5,000.00
TOWER LEASE INCOME	70,242.00	72,165.68	72,165.00	28,886.19	74,141.00	(155.00)	91,173.00	17,032.00
TOWER LEASE INTEREST	-	-	-	42,566.00	-	-	-	-
OTHER WATER REVENUE	1,500.00	131.83	1,000.00	(363.87)	1,500.00	-	1,500.00	-
LATE FEES	-	-	-	-	-	6.54	-	-
CONTRIBUTIONS	-	-	-	-	-	-	-	-
TRANSFERS FROM OTHER FUNDS	-	189,417.44	-	-	-	-	-	-
TRANSFER FROM ELECTRIC(LOAN)	100,000.00	100,000.00	-	-	-	-	-	-
TRANSFER FROM RESERVES	-	-	-	-	-	-	-	-
TRANSFER FROM GENERAL-CARES	-	-	-	-	-	-	-	-
TRANSFER FROM CPF	-	581,261.29	-	-	-	-	-	-
TRANSFER FROM SINKING FUND	-	-	-	-	-	-	-	-
G.O. BOND PROCEEDS	-	-	-	-	-	-	-	-
MISC REVENUE/ERROR CORRECTION	-	-	-	(928,696.00)	-	-	-	-
Department: 40000 - NON DEPARTMENTAL Total:	**1,092,062.00**	**1,931,024.27**	**1,061,213.00**	**177,073.09**	**1,061,376.00**	**738,224.30**	**1,180,142.00**	**118,766.00**

	2023 Total Budget	2023 Total Activity	2024 Total Budget	2024 Total Activity	2025 Total Budget	2025 YTD Activity	2026	Difference
EXPENSE								
TRANSFER TO STREET PROJECT	-	-	-	-	-	-	-	-
TRANSFER TO CPF-BUS. PARK	-	-	-	-	-	-	-	-
Department: 41110 - MAYOR AND COUNCIL Total:	**-**	**-**	**-**	**-**	**-**	**-**	**-**	**-**
OPEB EXPENSE	-	-	-	252.00	-	-	-	-
Department: 43000 - 43000 Total:	**-**	**-**	**-**	**252.00**	**-**	**-**	**-**	**-**
BONDS - PRINCIPAL	247,000.00	-	249,000.00	-	252,000.00	252,000.00	255,000.00	3,000.00
BONDS - PRINCIPAL		-		-			-	-
BONDS - PRINCIPAL		-		-			-	-
Department: 47000 - BOND PAYMENTS Total:	**247,000.00**	**-**	**249,000.00**	**-**	**252,000.00**	**252,000.00**	**255,000.00**	**3,000.00**
BOND INTEREST	20,470.00	19,557.62	18,000.00	17,813.00	15,510.00	15,510.00	12,990.00	(2,520.00)
BOND INTEREST							23,747.00	23,747.00
BOND INTEREST							40,434.00	40,434.00
BOND AGENT FEES	-	-	-	-	-	-	-	-
Department: 47500 - BOND INTEREST Total:	**20,470.00**	**19,557.62**	**18,000.00**	**17,813.00**	**15,510.00**	**15,510.00**	**77,171.00**	**61,661.00**
SALARIES FULL TIME REGULAR	1,500.00	164.28	1,500.00	-	1,500.00	238.38	1,500.00	-
PERA	115.00	(12,834.68)	113.00	-	113.00	17.88	113.00	-
FICA	115.00	10.19	115.00	-	115.00	14.70	121.00	6.00
HEALTH, LIFE, HSA, DEFERRED COMP	345.00	33.37	345.00	-	415.00	82.73	420.00	5.00
Department: 49400 - CAPITAL PURCHASES Total:	**2,075.00**	**(12,626.84)**	**2,073.00**	**-**	**2,143.00**	**353.69**	**2,154.00**	**11.00**
SALARIES FULL TIME REGULAR	2,000.00	137.20	2,000.00	1,286.11	2,000.00	1,047.90	3,000.00	1,000.00
SALARIES FULL TIME OVERTIME	4,000.00	3,399.45	4,200.00	4,435.68	5,000.00	2,979.01	6,000.00	1,000.00
P.E.R.A.	450.00	264.44	465.00	428.49	525.00	302.00	675.00	150.00
F.I.C.A.	460.00	233.80	474.00	384.31	536.00	273.54	728.00	192.00
HEALTH, LIFE, HSA, DEFERRED COMP	460.00	631.11	460.00	715.07	530.00	402.59	840.00	310.00
REPAIR & MAINTENANCE SUPPLIES	-	-	-	-	-	-	-	-
UTILITIES	120,000.00	105,505.11	130,000.00	84,056.21	128,000.00	43,309.20	75,000.00	(53,000.00)

CITY OF WADENA

WATER Budget Summary

For Fiscal: 2025 Period Ending: 09/30/2025

	2023 Total Budget	2023 Total Activity	2024 Total Budget	2024 Total Activity	2025 Total Budget	2025 YTD Activity	2026	Difference
EQUIPMENT REPAIR & MAINTENANCE	15,000.00	80.83	1,500.00	-	16,000.00	56.22	31,500.00	15,500.00
Department: 49405 - POWER & PUMPING EXPENSE To	**142,370.00**	**110,251.94**	**139,099.00**	**91,305.87**	**152,591.00**	**48,370.46**	**117,743.00**	**(34,848.00)**
SALARIES FULL TIME REGULAR	60,000.00	67,377.32	65,000.00	75,672.71	60,000.00	48,280.64	64,000.00	4,000.00
SALARIES FULL TIME OVERTIME	5,500.00	4,166.06	6,000.00	7,120.91	7,000.00	5,467.70	8,000.00	1,000.00
P.E.R.A.	4,915.00	5,318.68	5,325.00	5,784.93	5,025.00	4,041.20	5,400.00	375.00
F.I.C.A.	5,015.00	4,629.70	5,432.00	5,555.62	5,126.00	3,620.66	5,825.00	699.00
HEALTH, LIFE, HSA, DEFERRED COMP	13,800.00	12,443.43	14,950.00	14,338.33	15,900.00	11,822.70	17,920.00	2,020.00
GENERAL SUPPLIES	36,000.00	42,028.81	40,000.00	40,584.07	40,000.00	26,121.54	40,000.00	-
REPAIR & MAINTENANCE SUPPLIES	6,500.00	4,764.19	6,500.00	7,193.93	7,500.00	5,539.81	7,500.00	-
CELL PHONE EXPENSE	-	-	-	87.44	-	-	-	-
UTILITIES	-	-	-	-	-	-	-	-
EQUIPMENT REPAIR & MAINTENANCE	17,000.00	19,389.78	24,500.00	5,058.24	12,500.00	8,840.64	15,000.00	2,500.00
Department: 49410 - WTR PURIFICATION EXPENSE Tot	**148,730.00**	**160,117.97**	**167,707.00**	**161,396.18**	**153,051.00**	**113,734.89**	**163,645.00**	**10,594.00**
SALARIES FULL TIME REGULAR	20,000.00	14,535.94	20,000.00	26,822.39	19,000.00	42,869.97	30,000.00	11,000.00
SALARIES FULL TIME OVERTIME	500.00	-	500.00	-	500.00	3,054.92	500.00	-
P.E.R.A.	1,540.00	1,089.18	1,538.00	2,015.16	1,463.00	3,445.95	2,288.00	825.00
F.I.C.A.	1,570.00	906.28	1,568.00	1,728.02	1,492.00	3,060.00	2,467.00	975.00
HEALTH, LIFE, HSA, DEFERRED COMP	4,600.00	3,327.14	4,600.00	7,027.12	5,035.00	11,868.67	8,400.00	3,365.00
GENERAL SUPPLIES	12,000.00	28,134.57	15,000.00	16,950.32	12,000.00	3,757.45	12,000.00	-
REPAIR & MAINTENANCE SUPPLIES	40,000.00	19,885.30	30,000.00	11,357.61	25,000.00	21,867.65	25,000.00	-
EQUIPMENT REPAIR & MAINTENANCE	500.00	80.20	500.00	-	500.00	304.03	500.00	-
WATER TOWER REPAIRS	750.00	-	750.00	-	750.00	250.00	750.00	-
Department: 49415 - WTR DISTRIBUTION EXPENSE Tot	**81,460.00**	**67,958.61**	**74,456.00**	**65,900.62**	**65,740.00**	**90,478.64**	**81,905.00**	**16,165.00**
SALARIES FULL TIME REGULAR	43,000.00	46,987.65	45,000.00	32,517.24	49,000.00	33,017.76	52,000.00	3,000.00
SALARIES FULL TIME OVERTIME	500.00	21.50	500.00	148.77	500.00	-	500.00	-
P.E.R.A.	3,265.00	3,460.57	3,413.00	3,813.75	3,713.00	2,533.55	3,938.00	225.00
F.I.C.A.	3,330.00	3,187.66	3,481.00	3,631.30	3,787.00	2,430.39	4,247.00	460.00
HEALTH, LIFE, HSA, DEFERRED COMP	9,890.00	6,579.94	10,350.00	6,802.87	12,985.00	5,067.18	14,560.00	1,575.00
SEVERENCE PAY	-	-	29,900.00	34,442.32	-	-	250.00	250.00
GENERAL SUPPLIES	12,500.00	4,186.85	3,500.00	1,991.07	3,500.00	2,640.06	6,350.00	2,850.00
AUDITING FEE	1,000.00	1,000.00	1,200.00	1,127.16	1,400.00	3,065.26	3,200.00	1,800.00
TELEPHONE	3,500.00	2,436.74	3,500.00	2,866.67	4,000.00	2,700.84	4,000.00	-
POSTAGE EXPENSES	100.00	-	100.00	-	100.00	-	100.00	-
SCHOOLS, MEETING & TRAVEL EXP.	1,500.00	664.45	2,000.00	859.56	2,500.00	850.00	2,500.00	-
INSURANCE	11,000.00	20,908.91	12,500.00	14,556.52	12,500.00	-	15,000.00	2,500.00
EQUIPMENT REPAIR & MAINTENANCE	100.00	-	100.00	-	100.00	-	100.00	-
WELLHEAD PROTECTION EXPENSES	1,500.00	-	1,500.00	-	1,500.00	-	1,500.00	-
DUES AND SUBSCRIPTIONS	22,000.00	19,467.33	23,000.00	21,010.59	23,000.00	31,106.00	24,000.00	1,000.00
BUILDINGS & STRUCTURES	9,500.00	-	10,000.00	-	10,000.00	-	15,000.00	5,000.00
IMPROVEMENTS OTHER THAN BLDGS	-	-	-	21,917.53	-	-	-	-
WATER TREATMENT PLNT EXPANSION	100,000.00	(7,323.00)	-	116,226.69	15,000.00	-	45,000.00	30,000.00
WATER DISTRIBUTION SYSTEM	50,000.00	-	50,000.00	-	50,000.00	-	80,000.00	30,000.00
METERS	-	17,486.44	-	-	-	-	-	-
Department: 49420 - ADMIN & GENERAL Total:	**272,685.00**	**119,065.04**	**200,044.00**	**261,912.04**	**193,585.00**	**83,411.04**	**272,245.00**	**78,660.00**
SALARIES FULL TIME REGULAR	8,000.00	8,958.33	8,000.00	4,571.18	8,000.00	2,322.01	9,000.00	1,000.00
SALARIES FULL TIME OVERTIME	-	102.90	-	-	-	-	-	-
P.E.R.A.	600.00	677.51	600.00	342.75	600.00	174.16	675.00	75.00
F.I.C.A.	615.00	570.71	612.00	298.45	612.00	149.02	728.00	116.00
HEALTH, LIFE, HSA, DEFERRED COMP	1,840.00	2,455.84	1,840.00	1,613.76	2,120.00	739.19	2,520.00	400.00
REPAIR & MAINTENANCE SUPPLIES	5,000.00	39.60	5,000.00	1,199.14	5,000.00	1,495.00	5,000.00	-
EQUIPMENT REPAIR & MAINTENANCE	4,500.00	-	4,500.00	-	1,500.00	511.84	1,000.00	(500.00)
Department: 49425 - HYDRANT MAINTENANCE Total:	**20,555.00**	**12,804.89**	**20,552.00**	**8,025.28**	**17,832.00**	**5,391.22**	**18,923.00**	**1,091.00**
SALARIES FULL TIME REGULAR	5,000.00	8,069.97	6,500.00	12,197.21	13,500.00	9,894.99	15,000.00	1,500.00
P.E.R.A.	375.00	597.90	488.00	909.51	1,013.00	745.89	1,125.00	112.00
F.I.C.A.	385.00	490.47	497.00	758.92	1,033.00	612.63	1,214.00	181.00
HEALTH, LIFE, HSA, DEFERRED COMP	1,150.00	1,927.10	1,495.00	3,706.19	3,578.00	3,254.64	4,200.00	622.00
GENERAL SUPPLIES	11,000.00	7,911.84	13,000.00	8,008.01	16,000.00	15,551.84	20,000.00	4,000.00
Department: 49430 - METER READING & EXPENSE Tot	**17,910.00**	**18,997.28**	**21,980.00**	**25,579.84**	**35,124.00**	**30,059.99**	**41,539.00**	**6,415.00**
SALARIES FULL TIME REGULAR	32,000.00	23,522.14	32,000.00	19,641.90	30,000.00	7,652.11	25,000.00	(5,000.00)
SALARIES FULL TIME OVERTIME	500.00	248.61	500.00	228.36	500.00	-	500.00	-

CITY OF WADENA

WATER Budget Summary

For Fiscal: 2025 Period Ending: 09/30/2025

	2023 Total Budget	2023 Total Activity	2024 Total Budget	2024 Total Activity	2025 Total Budget	2025 YTD Activity	2026	Difference
P.E.R.A.	2,450.00	1,775.22	2,438.00	1,490.69	2,288.00	574.73	1,913.00	(375.00)
F.I.C.A.	2,490.00	1,552.67	2,486.00	1,334.56	2,333.00	515.22	2,063.00	(270.00)
HEALTH, LIFE, HSA, DEFERRED COMP	7,360.00	4,367.46	7,360.00	3,430.71	7,950.00	1,754.95	7,000.00	(950.00)
GENERAL SUPPLIES	-	18.99	-	99.39	-	-	-	-
CELL PHONE EXPENSE	-	-	-	-	-	-	-	-
Department: 49435 - CUSTOMER SERVICE EXPENSE To	**44,800.00**	**31,485.09**	**44,784.00**	**26,225.61**	**43,071.00**	**10,497.01**	**36,476.00**	**(6,595.00)**
SALARIES FULL TIME REGULAR	2,500.00	6,797.40	4,000.00	4,358.24	3,000.00	6,249.45	4,000.00	1,000.00
SALARIES FULL TIME OVERTIME	-	44.39	-	1.43	-	-	-	-
P.E.R.A.	190.00	510.52	300.00	328.83	225.00	368.95	300.00	75.00
F.I.C.A.	190.00	486.66	306.00	241.02	230.00	301.48	324.00	94.00
PENSION EXPENSE	-	-	-	(21,025.00)	-	-	-	-
HEALTH, LIFE, HSA, DEFERRED COMP	575.00	1,700.73	920.00	809.24	795.00	1,487.67	1,120.00	325.00
MOTOR FUELS & LUBRICANTS	4,000.00	3,373.35	4,500.00	2,693.20	4,500.00	2,052.80	4,000.00	(500.00)
EQUIPMENT REPAIR & MAINTENANCE	1,000.00	1,856.32	1,500.00	972.30	1,500.00	151.83	2,000.00	500.00
Department: 49440 - WTR TRUCK & EQUIPMENT MNT	**8,455.00**	**14,769.37**	**11,526.00**	**(11,620.74)**	**10,250.00**	**10,612.18**	**11,744.00**	**1,494.00**
INSURANCE CLAIM REV/EXPENSE	-	(971.21)	-	-	-	-	-	-
Department: 49960 - INSURANCE EXPENSE Total:	**-**	**(971.21)**	**-**	**-**	**-**	**-**	**-**	-
DEPRECIATION	240,000.00	240,315.34	248,000.00	262,650.00	248,000.00	195,129.00	270,000.00	22,000.00
Department: 49970 - DEPRECIATION Total:	**240,000.00**	**240,315.34**	**248,000.00**	**262,650.00**	**248,000.00**	**195,129.00**	**270,000.00**	**22,000.00**
TOWER LOAN PMT	-	-	-	-	55,000.00	-	55,000.00	-
TRSF TO SCADA LOAN	55,000.00	55,000.00	50,000.00	-	20,000.00	-	20,000.00	-
TRANSFER TO ELECTRIC-AMI LOAN	20,000.00	20,000.00	40,000.00	-	20,000.00	-	-	(20,000.00)
Department: 49990 - TRANSFERS Total:	**75,000.00**	**75,000.00**	**90,000.00**	**-**	**95,000.00**	**-**	**75,000.00**	**(20,000.00)**
LOSS ON DISPOSAL OF ASSETS/INVENTORY	-	163,342.48	-	-	-	-	-	-
INTEREST EXPENSE	100.00	-	200.00	-	-	-	-	-
Department: 49991 - INTEREST EXPENSE Total:	**100.00**	**163,342.48**	**200.00**	**-**	**-**	**-**	**-**	**-**
INVENTORY PURCHASES	10,000.00	2,172.62	10,000.00	18,452.93	-	74,946.94	20,000.00	20,000.00
Department: 49993 - TRANSFERS OUT Total:	**10,000.00**	**2,172.62**	**10,000.00**	**18,452.93**	**-**	**74,946.94**	**20,000.00**	**20,000.00**
Expense Total:	**1,331,610.00**	**1,022,240.20**	**1,297,421.00**	**927,892.63**	**1,283,897.00**	**930,495.06**	**1,443,545.00**	**159,648.00**
Fund: 604 - WATER FUND Surplus (Deficit):	**(239,548.00)**	**908,784.07**	**(236,208.00)**	**(750,819.54)**	**(222,521.00)**	**(192,270.76)**	**(263,403.00)**	**(40,882.00)**

CITY OF WADENA

LIQUOR STORE Budget Summary

For Fiscal: 2025 Period Ending: 09/30/2025

	2023 Total Budget	2023 Total Activity	2024 Total Budget	2024 Total Activity	2025 Total Budget	2025 YTD Activity	2026	Difference
REVENUE								
PERA PENSION OTHER REV	-	-	-	9,014.00	-	-	-	-
INTEREST EARNINGS	7,000.00	14,599.49	7,000.00	16,960.75	7,000.00	11,704.53	16,000.00	9,000.00
CHANGE IN FAIR VALUE/INVESTMNT	1,000.00	(19,791.16)	-	3,298.77	-	6,137.79	-	-
DIVIDENDS RECEIVED	-	-	-	535.00	-	-	-	-
LATE FEES	-	-	-	-	-	-	-	-
LIQUOR SALES-OFF SALE	1,250,000.00	1,237,988.17	1,200,000.00	1,196,600.26	1,200,000.00	801,722.89	1,200,000.00	-
BEER SALES-OFF SALE	1,450,000.00	1,511,905.29	1,520,000.00	1,457,456.99	1,500,000.00	1,070,219.72	1,500,000.00	-
SOFT DRINKS-OFF SALE	65,000.00	67,338.39	67,000.00	66,379.24	70,000.00	52,661.65	70,000.00	-
THC BEVERAGE & EDIBLE SALES	-	-	-	4,438.99	17,000.00	15,592.90	27,000.00	10,000.00
CIGARETTE SALES	28,000.00	31,154.95	30,000.00	32,864.71	32,000.00	30,739.75	40,000.00	8,000.00
CASH DISCOUNTS	-	-	-	-	-	-	-	-
MISCELLANEOUS REVENUES	-	(1,704.92)	-	432.65	-	673.70	-	-
TRANSFER FROM GENERAL-CARES	-	-	-	-	-	-	-	-
MISC REVENUE/ERROR CORRECTION	-	-	-	(22,542.00)	-	-	-	-
ıent: 40000 - NON DEPARTMENTAL Total:	**2,801,000.00**	**2,841,490.21**	**2,824,000.00**	**2,765,439.36**	**2,826,000.00**	**1,989,452.93**	**2,853,000.00**	**27,000.00**

	2023 Total Budget	2023 Total Activity	2024 Total Budget	2024 Total Activity	2025 Total Budget	2025 YTD Activity	2026	Difference
EXPENSE								
OPEB EXPENSE	-	-	-	(1,001.00)	-	-	-	-
Department: 43000 - 43000 Total:	**-**	**-**	**-**	**(1,001.00)**	**-**	**-**	**-**	**-**
LIQUOR PURCHASES	880,000.00	947,997.36	891,000.00	825,621.93	890,000.00	623,535.20	890,000.00	-
BEER PURCHASES	1,120,000.00	1,107,628.75	1,095,000.00	1,100,564.76	1,200,000.00	829,382.49	1,200,000.00	-
MIX & SOFTDRINK PURCHASES	25,000.00	27,889.60	28,000.00	24,555.68	28,500.00	18,381.12	26,000.00	(2,500.00)
PLASTIC CUPS,MUGS,MIRRORS,ETC.	2,000.00	609.49	750.00	395.65	750.00	300.00	500.00	(250.00)
CIGARETTE PURCHASES	30,000.00	31,842.47	33,000.00	34,283.90	33,000.00	31,055.35	38,000.00	5,000.00
THC BEVERAGE & EDIBLE EXPENSE	-	-	-	521.61	8,000.00	6,074.34	20,000.00	12,000.00
FREIGHT	20,000.00	19,801.17	19,000.00	22,425.83	20,000.00	13,182.96	20,000.00	-
Department: 49750 - MERCHANDISE PUR	**2,077,000.00**	**2,135,768.84**	**2,066,750.00**	**2,008,369.36**	**2,180,250.00**	**1,521,911.46**	**2,194,500.00**	**14,250.00**
SALARIES FULL TIME REGULAR	71,592.00	91,894.89	92,149.00	109,254.03	88,000.00	78,562.65	93,750.00	5,750.00
SALARIES FULL TIME OVERTIME	600.00	22.84	-	-	-	-	-	-
P.E.R.A.	5,370.00	6,961.57	6,911.00	8,134.11	6,600.00	5,947.79	7,050.00	450.00
F.I.C.A.	5,480.00	6,069.82	7,049.00	6,989.74	6,750.00	5,279.07	7,175.00	425.00
HEALTH, LIFE, HSA, DEFERRED COMP	19,040.00	19,302.39	20,989.00	19,906.78	18,900.00	16,358.47	23,500.00	4,600.00
SEVERENCE PAY	-	-	-	7,235.54	-	-	-	-
OFFICE SUPPLIES	3,000.00	1,246.52	3,000.00	2,440.69	3,000.00	1,591.82	3,000.00	-
BOTTLE BAGS, ICE BAGS, ETC.	3,500.00	3,672.76	3,500.00	9,451.86	3,500.00	3,093.73	3,500.00	-
CREDIT CARD CHARGES	57,000.00	50,217.42	60,000.00	66,574.62	10,200.00	40,585.98	20,000.00	9,800.00
AUDITING FEE	2,800.00	2,800.00	2,800.00	2,817.90	3,500.00	6,437.39	3,500.00	-
CELL PHONE REIMB	900.00	906.12	900.00	829.18	900.00	675.00	900.00	-
SCHOOLS, MEETING & TRAVEL EXP.	1,200.00	205.00	1,200.00	1,161.23	1,200.00	485.31	1,200.00	-
ADVERTISING EXPENSE	9,000.00	4,387.74	9,000.00	1,730.75	4,000.00	2,238.25	4,000.00	-
INSURANCE	15,000.00	16,901.01	15,000.00	17,281.82	15,000.00	-	15,000.00	-
BAD DEBT EXPENSES	250.00	797.48	250.00	20.00	250.00	(84.68)	-	(250.00)
DUES AND SUBSCRIPTIONS	2,500.00	2,286.77	2,500.00	3,387.00	2,500.00	3,206.37	3,000.00	500.00
BUILDING & STRUCTURE & RESERVE	-	-	-	-	-	-	-	-
FURNITURE & FIXTURES	-	-	-	5,019.59	3,500.00	597.82	2,500.00	(1,000.00)

CITY OF WADENA

LIQUOR STORE Budget Summary

For Fiscal: 2025 Period Ending: 09/30/2025

	2023 Total Budget	2023 Total Activity	2024 Total Budget	2024 Total Activity	2025 Total Budget	2025 YTD Activity	2026	Difference
Department: 49751 - MANAGER EXPENSE	**197,232.00**	**207,672.33**	**225,248.00**	**262,234.84**	**167,800.00**	**164,974.97**	**188,075.00**	**20,275.00**
SALARIES FULL TIME REGULAR	91,036.00	97,870.10	98,259.00	104,110.14	108,800.00	79,448.88	115,650.00	6,850.00
SALARIES FULL TIME OVERTIME	-	793.78	-	2,466.17	-	2,603.81	-	-
SALARIES PART TIME REGULAR	53,000.00	76,068.62	63,000.00	80,862.77	70,000.00	61,781.56	63,275.00	(6,725.00)
P.E.R.A.	6,830.00	29,961.25	12,094.00	26,028.31	13,350.00	9,436.41	13,500.00	150.00
F.I.C.A.	11,480.00	12,895.20	12,336.00	13,798.61	13,700.00	10,679.02	13,700.00	-
PENSION EXPENSE	-	-	-	53,739.00	-	-	-	-
HEALTH, LIFE, HSA, DEFERRED COMP	24,700.00	21,045.52	22,782.00	23,797.29	25,400.00	18,787.53	30,730.00	5,330.00
UNEMPLOYMENT CHARGES	-	-	-	-	-	-	-	-
CLOTHING ALLOWANCE	1,050.00	1,100.54	1,050.00	1,048.96	1,050.00	585.68	1,050.00	-
Department: 49752 - CASHIER EXPENSES	**188,096.00**	**239,735.01**	**209,521.00**	**305,851.25**	**232,300.00**	**183,322.89**	**237,905.00**	**5,605.00**
CLEANING SUPPLIES	2,000.00	1,272.49	2,000.00	1,725.95	2,000.00	1,495.56	2,000.00	-
REPAIR & MAINTENANCE SUPPLIES	3,000.00	3,402.66	3,000.00	3,495.05	3,000.00	951.60	3,000.00	-
TELEPHONE	2,200.00	1,774.72	2,200.00	1,270.81	2,200.00	1,121.04	2,200.00	-
UTILITIES	12,500.00	9,688.44	13,000.00	11,216.98	13,500.00	7,687.95	13,500.00	-
EQUIPMENT REPAIR & MAINTENANCE	7,000.00	5,554.62	7,000.00	2,696.16	7,000.00	1,253.84	7,000.00	-
Department: 49754 - BUILDING MAINTEN	**26,700.00**	**21,692.93**	**27,200.00**	**20,404.95**	**27,700.00**	**12,509.99**	**27,700.00**	**-**
INSURANCE CLAIMS EXPENSE/REVEN	-	(4,200.56)	-	(1,000.00)	-	-	-	-
Department: 49960 - INSURANCE EXPENS	**-**	**(4,200.56)**	**-**	**(1,000.00)**	**-**	**-**	**-**	**-**
DEPRECIATION	16,000.00	9,871.42	16,000.00	7,945.00	16,000.00	11,862.00	16,000.00	-
Department: 49970 - DEPRECIATION Tota	**16,000.00**	**9,871.42**	**16,000.00**	**7,945.00**	**16,000.00**	**11,862.00**	**16,000.00**	**-**
TRANSFER TO GENERAL FUND	120,000.00	120,000.00	120,000.00	130,000.00	120,000.00	90,000.00	120,000.00	-
TRANSFER TO GOLF FUND-DEBT	60,000.00	-	60,000.00	-	-	-	-	-
Department: 49990 - TRANSFERS Total:	**180,000.00**	**120,000.00**	**180,000.00**	**130,000.00**	**120,000.00**	**90,000.00**	**120,000.00**	**-**
Expense Total:	**2,685,028.00**	**2,730,539.97**	**2,724,719.00**	**2,732,804.40**	**2,744,050.00**	**1,984,581.31**	**2,784,180.00**	**40,130.00**
Fund: 605 - LIQUOR FUND Surplus (Deficit	**115,972.00**	**110,950.24**	**99,281.00**	**32,634.96**	**81,950.00**	**4,871.62**	**68,820.00**	**(13,130.00)**

CITY OF WADENA

WELLNESS CENTER Budget Summary

For Fiscal: 2025 Period Ending: 09/30/2025

	2023 Total Budget	2023 Total Activity	2024 Total Budget	2024 Total Activity	2025 Total Budget	2025 YTD Activity	2026	Difference
REVENUE								
OTHER STATE AIDS & GRANTS	-	-	-	-	-	-	-	-
LOCAL GRANTS & DONATIONS	-	-	-	50,250.00	-	-	-	-
PERA PENSION OTHER REV	-	-	-	9,946.00	-	-	-	-
INTEREST EARNINGS	-	(299.88)	-	7,751.98	-	(4,687.64)	8,000.00	8,000.00
DIVIDENDS RECEIVED	-	-	-	2,081.00	-	-	-	-
RENTALS	72,000.00	64,534.54	74,000.00	59,998.05	50,000.00	44,899.59	59,000.00	9,000.00
AQUATIC CLASSES	16,915.00	25,362.25	26,000.00	24,885.00	26,000.00	24,526.03	32,000.00	6,000.00
DRYLAND/AEROBIC REVENUES	7,000.00	9,416.23	12,000.00	2,505.00	5,000.00	3,965.00	5,200.00	200.00
LEAGUES/SPORTS	-	-	-	-	-	-	-	-
SPECIAL EVENTS	-	5,141.59	6,000.00	693.46	5,000.00	-	5,000.00	-
MEMBERSHIP FEES	274,765.00	269,924.21	265,000.00	245,101.95	255,000.00	205,883.65	279,306.00	24,306.00
LEASE REVENUE	45,000.00	48,119.36	48,000.00	42,913.50	60,000.00	44,823.95	58,596.00	(1,404.00)
MISCELLENOUS REVENUE	4,960.00	8,134.12	4,000.00	(30,542.74)	2,000.00	150.00	200.00	(1,800.00)
VENDING	2,200.00	2,026.46	2,500.00	-	1,500.00	2,570.08	3,400.00	1,900.00
ADVERTISING	-	-	5,000.00	74.50	5,000.00	0.15	5,000.00	-
MERCHANDISE REVENUE	12,000.00	11,970.65	10,000.00	16,489.40	15,000.00	7,928.93	11,000.00	(4,000.00)
DAILY FEES	135,360.00	100,782.63	125,000.00	129,992.56	120,000.00	92,669.71	126,000.00	6,000.00
LATE FEES	-	-	-	-	-	-	-	-
TRANSFER - CONTRIBUTED ASSET	-	-	-	-	-	-	-	-
TRANSFER FROM GENERAL-CARES	-	-	-	-	-	-	-	-
TRANSFER FROM GENERAL FUND	125,000.00	125,000.00	125,000.00	135,415.00	125,000.00	93,735.00	125,000.00	-
TRANSFER FROM ARPA FUNDS	-	-	-	-	-	-	-	-
MISC REVENUE/ERROR CORRECTION	-	-	-	(14,740.00)	-	-	-	-
FRIENDS OF MAS CONTRIBUTIONS	-	-	-	44,230.73	-	41,959.76	-	-
Revenue Total:	**695,200.00**	**670,112.16**	**702,500.00**	**727,045.39**	**669,500.00**	**558,424.21**	**717,702.00**	48,202.00

	2023 Total Budget	2023 Total Activity	2024 Total Budget	2024 Total Activity	2025 Total Budget	2025 YTD Activity	2026	Difference
EXPENSE								
UNEMPLOYMENT/SEVERENCE	-	-	-	2,128.10	2,500.00	-	2,500.00	-
OPEB EXPENSE	-	-	-	(600.00)	-	-	-	-
SPECIAL PROJECTS	-	-	-	-	-	-	-	-
SALARIES FULL TIME REGULAR	31,000.00	32,233.49	33,600.00	35,430.44	37,000.00	26,960.32	37,100.00	100.00
SALARIES OVERTIME	-	249.17	-	681.94	-	-	-	-
WAGES PART TIME	85,000.00	92,659.90	89,250.00	102,649.98	95,000.00	77,328.26	106,000.00	11,000.00
PERA	3,700.00	(16,399.21)	3,975.00	7,273.75	3,500.00	4,774.88	6,300.00	2,800.00
FICA	9,000.00	9,403.45	8,612.00	10,416.29	10,100.00	7,843.53	10,400.00	300.00
PENSION EXPENSE	-	-	-	157,752.00	-	-	-	-
HEALTH, LIFE, HSA, DEFERRED COMP	10,300.00	7,490.24	9,000.00	8,177.60	8,850.00	6,713.70	9,500.00	650.00
GENERAL SUPPLIES	2,300.00	1,276.41	2,000.00	3,196.50	2,000.00	439.99	2,000.00	-
CHEMICALS	18,000.00	14,975.28	16,000.00	22,558.46	17,000.00	12,445.25	20,000.00	3,000.00
MAINTENANCE SUPPLIES	1,500.00	825.33	1,000.00	5,200.67	2,000.00	967.00	2,000.00	-
CELL PHONE CHARGES	-	-	-	-	-	-	-	-
SCHOOLS, MEETINGS & TRAVEL	2,750.00	2,530.00	2,750.00	1,219.64	2,000.00	4,072.29	4,000.00	2,000.00
EQUIPMENT MAINTENANCE	15,000.00	18,271.34	18,000.00	42,246.36	18,000.00	1,960.59	20,000.00	2,000.00
DUES AND SUBSCRIPTIONS	1,000.00	765.00	500.00	1,120.00	-	-	500.00	500.00
FRIENDS OF MAS CONTRIBUTION EXPENSES	-	-	-	4,487.85	-	41,959.76	-	-
RED CROSS FEES	500.00	300.00	500.00	-	500.00	300.00	300.00	(200.00)
SALARIES FULL TIME REGULAR	10,000.00	10,726.89	10,500.00	12,530.09	12,000.00	8,986.77	12,000.00	-

CITY OF WADENA

WELLNESS CENTER Budget Summary

For Fiscal: 2025 Period Ending: 09/30/2025

	2023 Total Budget	2023 Total Activity	2024 Total Budget	2024 Total Activity	2025 Total Budget	2025 YTD Activity	2026	Difference
SALARIES PART TIME	10,000.00	11,287.24	10,500.00	13,725.21	12,000.00	8,580.16	12,000.00	-
PERA	860.00	1,182.87	1,075.00	1,875.26	1,000.00	1,180.61	1,600.00	600.00
FICA	1,500.00	1,628.15	1,825.00	1,942.86	1,850.00	1,299.19	1,800.00	(50.00)
HEALTH, LIFE, HSA, DEFERRED COMP	3,500.00	2,450.52	2,900.00	2,726.28	2,950.00	2,238.06	3,000.00	50.00
GENERAL SUPPLIES	750.00	-	1,000.00	1,254.42	750.00	177.42	500.00	(250.00)
CHEMICALS	8,000.00	2,844.76	6,500.00	-	6,500.00	6,788.11	9,000.00	2,500.00
MAINTENANCE SUPPLIES	1,000.00	130.00	1,000.00	628.22	1,000.00	195.40	1,000.00	-
CELL PHONE CHARGES	-	-	-	-	-	-	-	-
SALARIES FULL TIME REGULAR	33,000.00	32,180.69	34,668.00	37,591.24	37,000.00	26,960.32	37,100.00	100.00
SALARIES PART TIME	26,000.00	33,861.42	36,352.00	41,175.30	36,000.00	25,740.22	35,000.00	(1,000.00)
PERA	2,600.00	3,548.70	3,225.00	5,620.45	3,500.00	3,541.75	4,700.00	1,200.00
FICA	4,100.00	4,882.40	5,400.00	5,826.20	5,600.00	3,896.97	5,100.00	(500.00)
HEALTH, LIFE, HSA, DEFERRED COMP	10,000.00	7,351.90	8,735.00	8,177.60	8,850.00	6,713.70	8,950.00	100.00
GENERAL SUPPLIES	1,750.00	1,634.22	3,000.00	375.75	2,000.00	272.15	2,000.00	-
MAINTENANCE SUPPLIES	1,250.00	319.05	1,500.00	3,075.42	3,000.00	109.68	3,000.00	-
MERCHANDISE PURCHASES	-	-	-	-	-	-	-	-
CELL PHONE CHARGES	270.00	-	-	-	-	-	-	-
TRAINING & EDUCATION	1,000.00	496.00	500.00	-	250.00	-	-	(250.00)
EQUIPMENT MAINTENANCE	6,500.00	7,796.05	7,000.00	5,470.93	7,000.00	5,805.04	7,500.00	500.00
DUES AND SUBSCRIPTIONS	2,500.00	549.00	1,000.00	1,847.00	1,000.00	449.00	500.00	(500.00)
SALARIES FULL TIME REGULAR	33,000.00	43,290.40	45,000.00	46,993.96	37,000.00	34,043.83	46,700.00	9,700.00
SALARIES PART TIME	30,000.00	34,286.79	36,000.00	40,864.25	35,000.00	61,210.13	53,000.00	18,000.00
CONTRACTED SERVICES	12,000.00	16,719.20	12,000.00	9,328.00	9,000.00	8,308.00	11,000.00	2,000.00
PERA	2,500.00	4,626.59	4,000.00	22,925.08	3,500.00	6,785.01	9,000.00	5,500.00
FICA	3,750.00	5,595.79	6,159.00	6,392.58	5,600.00	7,163.43	9,550.00	3,950.00
HEALTH, LIFE, HSA, DEFERRED COMP	9,250.00	9,090.66	10,800.00	9,605.75	8,850.00	7,757.09	10,000.00	1,150.00
OFFICE SUPPLIES	18,000.00	14,490.17	14,000.00	11,211.41	10,000.00	6,967.64	9,000.00	(1,000.00)
CLEANING SUPPLIES	11,000.00	8,806.74	10,000.00	6,998.19	7,000.00	7,071.60	7,000.00	-
GENERAL SUPPLIES	5,000.00	5,258.49	5,000.00	9,078.19	6,000.00	6,655.29	7,000.00	1,000.00
EQUIPMENT MNT SUPPLIES	2,500.00	4,973.54	3,000.00	4,722.39	4,000.00	2,965.43	4,000.00	-
WELLNESS CREDIT CARD FEES EXPENSE	-	-	-	808.84	1,200.00	4,060.36	5,000.00	3,800.00
GENERAL MERCHANDISE FOR RESALE	5,000.00	3,903.23	3,000.00	3,173.55	3,000.00	2,763.87	3,000.00	-
AUDITING FEES	-	-	-	1,127.16	1,400.00	2,337.79	2,000.00	600.00
LEGAL EXPENSES	-	-	-	-	-	280.00	200.00	200.00
TELEPHONE EXPENSE	8,500.00	4,179.01	5,000.00	2,208.96	2,500.00	2,087.28	2,000.00	(500.00)
POSTAGE	100.00	11.37	100.00	-	100.00	-	100.00	-
SCHOOLS, MEETINGS & TRAVEL	2,300.00	802.43	1,000.00	441.99	750.00	99.00	750.00	-
PRINTING, PUBLISHING, ADVERTIS	9,000.00	4,773.70	9,000.00	9,016.85	9,000.00	4,960.80	9,000.00	-
INSURANCE EXPENSE	18,000.00	28,019.95	31,222.00	41,943.58	30,000.00	-	30,000.00	-
UTILITIES	185,000.00	166,798.25	181,764.00	160,939.93	145,000.00	127,868.15	158,000.00	13,000.00
EQUIPMENT MAINTENANCE	30,000.00	40,858.30	30,000.00	39,627.44	30,000.00	33,976.51	40,000.00	10,000.00
CLOTHING ALLOWANCE	1,000.00	478.96	600.00	479.04	-	138.77	600.00	600.00
BAD DEBT EXPENSE	-	(1.88)	-	-	-	97.00	100.00	100.00
OTHER EQUIPMENT	-	-	-	-	-	-	-	-
INSURANCE CLAIMS EXPENSE	-	(31,449.99)	-	-	-	-	-	-
DEPRECIATION EXPENSE	260,000.00	269,915.46	260,000.00	268,065.00	260,000.00	198,360.00	260,000.00	-
INTEREST EXPENSE	-	2,925.11	-	-	-	-	-	-
Expense Total:	**950,530.00**	**925,802.53**	**989,512.00**	**1,243,733.95**	**949,600.00**	**814,657.10**	**1,042,350.00**	**92,750.00**
Fund: 606 - WELLNESS CENTER Surplus (Deficit):	**(255,330.00)**	**(255,690.37)**	**(287,012.00)**	**(516,688.56)**	**(280,100.00)**	**(256,232.89)**	**(324,648.00)**	**(44,548.00)**

Legislative History
Agenda date: December 9, 2025
Action:
Vote:

Yes:	No:	Absent:

CITY OF WADENA, MINNESOTA

Resolution No. 2025-60
Certifying Miscellaneous Unpaid Utility and Accounts Receivable Assessments

Whereas, directed by the City Administrator to prepare assessments and determination of costs for unpaid utility and accounts receivable invoices; and

Whereas, miscellaneous assessments provide for assessments on outstanding utility accounts, snow removal, lawn mowing, nuisance property clean-up, and other miscellaneous charges not listed; and

Whereas, the City Administrator prepared the assessment and determination and provided the proper public notice requirements concerning the assessment roll.

Now therefore be it resolved, by the Wadena City Council that:

1. Assessment roll. The attached assessment roll is hereby accepted and constitutes a special assessment against the identified utility accounts and parcels of land.
2. Assessment.
   a. The assessment shall be payable in an equal annual installment extending over a period of one year, taxes payable 2026.
3. Payment of assessment.
   a. The owner of assessed property may, at any time after adoption of the resolution certifying the assessment, pay to the City of Wadena the entire amount certified, with any accrued interest. The payment must be made before January 31, 2026, or the assessment will be certified for collection on the following year's property taxes with interest for the entire year.
   b. No additional interest will be charged if the entire amount is paid within 30 days from the adoption of the resolution certifying the assessment.
4. Transmission to the County Auditor.
   a. The City Administrator shall transmit a certified duplicate of this assessment to the County Auditor.
   b. The County Auditor shall extend the assessment on the attached assessment roll.
   c. The assessment shall be collected and paid in the same manner as other municipal taxes.

Adopted by the City Council of the City of Wadena, Minnesota this 9th day of December 2025.

_____
George Deiss, Mayor

_____
Kim Schroeder, City Administrator

(SEAL)

2025 Misc. Assessments ~ Accounts Receivables

Parcel #	Physical Address	Account	Description		Assessed
R226300060	516 Jefferson St N	01-01856	Mowing ~ 6/10/25	$	71.09
R223130090	840 3rd St SW	01-01598	Snow Removal ~ 1/16/25	$	44.38
R229800010	Railroad Property	01-00576	Mowing ~ 6/12/25 7/7/25	$	138.04
R224600280	304 Jefferson St N	01-00777	Snow Removal ~ 1/16/25	$	44.38
R223330060	221 Bryant Ave SW	01-01835	Snow Removal ~ 1/16/25	$	44.38
R224600810	204 Jefferson St N	01-01167	Snow Removal ~ 1/16/25	$	39.59
R223700010	1004 Jefferson St S	01-00357	Property Cleanup ~ 5/5/25	$	253.82
R224600700	224 1st St NE	01-00357	Property Cleanup ~ 12/9/24 3/27/25	$	628.06
R224600760	209 1st St NE	01-01836	Snow Removal ~ 1/16/25	$	44.38
R224600330	317 2nd St NE	01-01563	Mowing ~ 6/10/25 Cleanup ~ 6/11/25	$	422.48
R225100140	410 Sunnybrook Rd	01-01573	Tree Removal ~ 10/23/24	$	227.36
R224701500	307 4th St NW	01-01851	Property Cleanup ~ 6/13/25	$	655.92
R224700830	411 3rd St NW	01-01805	Mowing ~ 6/30/25	$	69.02
R223003420	417 1st St SW	01-01737	Snow Removal ~ 1/16/25	$	43.78
R225100030	318 3rd St NE	01-01355	Mowing ~ 6/10/25 7/7/25	$	141.15
R224600680	216 1st St NE	01-01789	Mowing ~ 6/10/25 7/7/25	$	141.15
R223400010	206 & 223 Aldrich Ave SE	01-01483	Mowing ~ 6/9/25 7/8/25	$	282.29
R224700710	413 2nd St NW	01-01535	Snow Removal ~ 12/23/24 1/16/25 2/12/25	$	132.53
R223500590	420 Colfax Ave SW	01-01600	Snow Removal ~ 2/12/25	$	43.78
R223101270	517 1st St SW	01-00483	Snow Removal ~ 1/16/25	$	44.38
R223330110	219 2nd St SW	01-01033	Snow Removal ~ 1/16/25 2/12/25	$	79.17
R223100720	414 2nd St SE	01-01519	Snow Removal ~ 1/16/25 2/12/25	$	88.15
				$	3,679.25

Updated 12-5-25

City of WADENA
Something is happening here....

Legislative History

Agenda date: December 9, 2025
Action:
Vote:

Yes:	No:	Absent:

CITY OF WADENA, MINNESOTA

Resolution No. 2025-61
For Closure of the Airport Operational Activity in the General Fund and the Creation of a Separate Airport Special Revenue Fund Effective Calendar Year 2026

WHEREAS, the City Council recognizes the importance of transparent and efficient financial management for city operations; and

WHEREAS, the current inclusion of airport activity within the General Fund has made it challenging to accurately track and manage the specific financial requirements and performance of airport-related operations; and

WHEREAS, the establishment of a distinct Airport Special Revenue Fund will enhance accountability, provide clearer insight into airport finances, and ensure that revenue generated from airport operations is directly reinvested into airport-related expenses and improvements; and

WHEREAS, the City Council seeks to optimize the allocation of city resources and improve financial oversight by creating a specialized fund dedicated to airport operations.

Now, Therefore, Be It Resolved by the City Council of Wadena, MN:

1. **Approval of Recommendation**: The City Council hereby approves the recommendation to close operational airport activity within the General Fund.
2. **Creation of Airport Special Revenue Fund**: The City Council authorizes the establishment of a separate Airport Special Revenue Fund, effective January 1, 2026, to ensure dedicated funding and tracking of airport operations.
3. **Establishing Annual Transfer from the General Fund:** Annually the City Council will review the Airport budget and transfer appropriate amounts to support the Special Revenue Fund.
4. **Effective Date**: This resolution shall take effect immediately upon its passage and approval.

Adopted by the City Council of the City of Wadena, Minnesota this 9th day of December 2025.

_____
George Deiss, Mayor

_____
Kim Schroeder, City Administrator

(SEAL)

ACTION MEMORANDUM 25-85

Subject: Consider WDA Director Seasonal Time Away Request
From: Dean Uselman, WDA Director
Agenda Date: December 9, 2025

Background Information:
During the general fund budget work session, the attached letter was provided to the council to consider a seasonal period of time away, working remotely out-of-state 20 hours per week.
The WDA and P&Z Director position is quieter during winter months. I would continue to check emails, return phone calls or texts, and communicate throughout the day. My schedule will be very flexible so that I can respond to inquiries or communications as needed and as promptly as possible.
I'm willing to report back to Minnesota should something require me to be in person. However, it's my experience this position is achievable through phone, email, or via zoom.

Action Request:
Allow out-of-state remote work at 20 hours per week of regular time and leave time request for the additional 20 hours per week for approximately 6 weeks starting January into February.

Council Action: ☐ **Approved**
☐ **Defeated**
☐ **Amended:** _____

WDA / Planning & Zoning

2026 Budget Meeting

9/18/2025

Honorable Mayor Deiss, Wadena City Council members, & City Administrator,

I am looking forward as far as possible to allow for good planning and transition of staff in my departments. I love what I do and intend to continue working at least through 2026, but reality is that I will turn 67 in October 2026, and none of us can predict what the future holds. As I've shared with Kim and George, as much as I love what I do, I hate equally as much, the harsh winters. I would like to propose a solution that can allow me to avoid the worst of winter and continue to serve Wadena with quality, dedicated development and P/Z services.

I am proposing to spend January and part of February in a warmer climate. My intent would be to be available to clients, Council, Administrator, and other city staff via Zoom, email, cell phone, DocuSign and text. I would work as needed remotely, as many did through covid, and are still doing. I would work as needed using regular hours, and fill in with PTO hours, just as if I were here in Wadena. As an example, if I work 3 hours, I would use 5 hours of PTO, some days I may not work at all and other days I may work a full day. Nearly everything I do can be done electronically from a remote location.

My plan would be to return to Wadena sometime mid-February to prepare for the busy spring and summer building season. There are several projects that I have started and want to see them through to completion. Depending on health and other factors, it may be a possibility to repeat the plan for 2027, if my health is good, and all vested parties are satisfied with the outcomes.

I am requesting the support of the Mayor, City Council, and City Administrator, to work with me in a creative way to help me meet my needs for my physical and emotional well-being, while still providing quality development support for the City of Wadena residents and businesses.

Respectfully,

Dean Uselman, Director

Wadena Development Authority & Planning & Zoning

ACTION MEMORANDUM 25-86

Subject: Consider FT Wastewater Maintenance Worker, Class D Job Description Updates and Advertising
From: Dan Kovar, Public Works Director
Agenda Date: December 9, 2025

Background Information:
Dennis Reger provided notice of retirement effective November 16, 2025.

Kovar and I discussed the opportunity for changes to the job description as follows:

- Remove the ability to obtain the Class D license in a two year period and add requiring the license at time of hire.
- Add GIS mapping system duties.

Additional items to note:

- The position will continue to provide snow removal duties to the public works department.
- The GIS duties are not recommended to be paid shift differential wages like the electric department. The duties will be a part of the job description moving forward.
- A request to the council to **upgrade the position from grade 4 to grade 5.** The upgrade will align with the Class D Water Operator position grade 5 in the electric/water department.

Advertising the position notes:

- The Class D wastewater license requires an individual to have one year of wastewater experience in order to apply for the license.
- The position will be advertised to internal City of Wadena employees for approx. one week before advertising externally.
- If an internal applicant does not possess the Class D licensure, **the starting grade would be grade 4. Once licensure is achieved, the candidate would move to grade 5.**
- It is recommended the internal applicant is allowed 1-year experience to achieve the Class D licensure with a probation period of 1-year.
- If no internal applicant is received, the position will be posted for external applicants.

Kovar and I sat down with the public works department employees Thursday, December 4 to explain the potential change so that employees understood the updates and recommendations.

Action Request:
Approve updating the job description and advertising the position as recommended.

Council Action: ☐ **Approved**
☐ **Defeated**
☐ **Amended:** _____

Job Title: Wastewater Operator, Class D/GIS Technician

Department: Public Works

Reports to: Public Works Director and Wastewater Foreman

FLSA Status: Full-Time, Non-Exempt

Union Status: Non-Union

Revision date: December 2025

Summary

Performs semi-skilled and routine work in the operation and maintenance of the Wastewater Treatment Plant. Assists in Streets, Parks, Wastewater and Storm Water Collection systems as necessary.

Essential Functions of the Position

- Processes sewage waste received at the wastewater treatment plant.
- Operates various types of equipment including wastewater cleaning equipment, lift station pumps and control systems, wastewater and sludge pumps, air blowers, digester equipment, chemical feed systems, sludge land application vehicle, clarifier and thickener mechanisms, laboratory instruments and safety equipment.
- Assists with cleaning of sanitary and storm sewer collection lines.
- Obtains samples of industrial discharges, treatment process, receiving water, soils, ground water and other sources as required.
- Monitors requirements as stated in NPDES Permit, E.P.A., M.P.C.A., and City quality control analyses as required.
- Analyzes, calculates, and records test results to determine outcomes.
- Performs routine services, lubrication, greasing, and general equipment maintenance prior to operation.
- Maintains and cleans wastewater Treatment Plant buildings and grounds, lift station sites, etc., including roadways, sidewalks, parking areas, and other city owned facilities.
- Completes daily work progress reports, emergency call out forms, commercial vehicle inspection checklists, etc.
- Operates various types of public works equipment including dump trucks, mowers, loaders, etc.
- Attends safety meetings as required and follows necessary safety precautions.
- Attends meetings and training as required.
- Responds for on-call duty and emergency call-outs as required for snow removal operations, storm and/or sanitary wastewater line blockages, etc.
- Provides work direction to seasonal, part-time and other employees as necessary.
- Performs other duties as apparent or assigned.

Qualifications Requirements

To perform this job successfully, an individual must be able to perform each essential duty

satisfactorily. The requirements listed below are representative of the knowledge, skill, and/or ability required. Reasonable accommodations may be made to enable individuals with disabilities to perform the essential functions.

Education and/or Experience
High school diploma or general education degree (GED); and a minimum of four (4) years progressively responsible experience in a wastewater treatment facility; or an equivalent combination of training and experience.
Two years vocational technical training in wastewater treatment plant operations is desired.

Language Skills
Ability to read and interpret documents such as safety rules, operating and maintenance instructions, as-built maps, and procedure manuals.
Ability to prepare routine reports and correspondence.
Ability to maintain records, complete daily logs, forms, and prepare reports.
Ability to follow written and oral instructions.
Ability to communicate effectively with City staff, elected officials, contractors and the general public.

Mathematical Skills
Ability to make computations using whole numbers, fractions, and decimals.
Ability to compute rates, ratios, and percentages.

Other Knowledge, Skills and Abilities
Considerable knowledge of wastewater treatment plant operations and wastewater cleaning equipment operations, methods, and tools.
Knowledge of OSHA rules and regulations.
Knowledge of the "Right to Know-Safety Material Data Information".
Thorough knowledge of occupational hazards and safe working practices.
Ability to perform heavy manual labor.
Knowledge of computer operations and software programs including GIS mapping.
Ability to work weekends and holidays, be on call and respond to calls during non-work hours.

Certificates, Licenses, Registrations
Valid Minnesota Class B Commercial Driver's License (CDL) with Airbrake and Tanker Endorsement within 6 months of date or hire.
Minnesota Pollution Control Class D Wastewater License ~~within 2 years of date of hire~~
Minnesota Pollution Control Bio-Solids Type IV License ~~within 2 years of date of hire~~
CPR Certification

Physical Demands
The physical demands described here are representative of those that must be met by an employee to successfully perform the essential functions of this job. Reasonable accommodations may be made to enable individuals with disabilities to perform the essential functions.
While performing the duties of this job, the employee is regularly required to use hands to finger, handle, or feel objects, tools, or controls; reach with hands and arms; climb or balance: stoop, kneel, crouch, or crawl; talk or hear; and taste or smell.
The employee frequently is required to stand; walk; and sit.
The employee must regularly lift and/or move up to 25 pounds, frequently lift and/or move up

to 50 pounds, and occasionally lift and/or move more than 100 pounds. Specific vision abilities required by this job include close vision, distance vision, color vision, peripheral vision, depth perception, and the ability to adjust focus.

Work Environment

The work environment characteristics described here are representative of those an employee encounters while performing the essential functions of this job. Reasonable accommodations may be made to enable individuals with disabilities to perform the essential functions.

While performing the duties of this job, the employee regularly is exposed to fumes or airborne particles and in outside weather conditions.

The employee is regularly exposed to risk of infectious diseases.

The employee is regularly exposed to the risk of explosion from digester methane gas.

The employee must occasionally work in confined spaces including manholes, lift stations, wet wells, etc. and in trenches and excavations.

The employee regularly works near moving mechanical parts and is frequently exposed to toxic or caustic chemicals, risk of electrical shock and vibration.

The employee is frequently exposed to wet and/or humid conditions, and extreme heat.

The employee occasionally works in high, precarious places and is occasionally exposed to risk of electrical shock.

The noise level in the work environment is usually moderate to loud.

ACTION MEMORANDUM 25-87

Subject: Consider FT Utility Billing/Energy Coordinator Position Advertising & Training
From: Dave Evans, Utilities Director
Agenda Date: December 9, 2025

Background Information:
Jayne Koranda provided notice of retirement effective March 13, 2026.
As a proactive approach, it's recommended to advertise and allow time to train a new hire.

The recommended timeline schedule:
December: Advertise position.
1st week of January: Interviews.
January 14, 2026: Bring potential candidate to city council meeting for hiring consideration.
January 15, 2026, or later: Candidate start date.

The timeline is subject to changes; a special council meeting may be asked for if the start date is achievable earlier. The ideal training timeline is 6-10 weeks with at least two billing cycles.

Action Request:
Approve advertising, tentative timelines, and training period for a Utility Billing/Energy Coordinator new hire.

Council Action: ☐ **Approved**
☐ **Defeated**
☐ **Amended:** _____

Wadena Public Works Department
Department Head Meeting 12/2/2025

In the past month we have

- Checked over and installed the winter equipment.
- Finished up with the street sweeping.
- Continued to do pothole patching and crack sealing.
- Started trimming boulevard trees.

In the next month we plan on

- Repairing and painting picnic tables.
- Getting the ski trail groomer ready for the season.
- Plowing snow as needed.
- Trimming boulevard and alley trees throughout town.
- Flooding the skating rinks as weather permits.

SEWER DEPARTMENT

- The annual sewer cleaning is finished and now we will be focusing on winter plant maintenance projects and updating records.
- Paul has been working with a couple pump vendors to get replacement prices for some lift station pumps that are failing.

PARK ADVISORY BOARD MEETING MINUTES

November 5th, 2025

ROLL CALL
Members present: Dean Krogsted, Terry Olson, Sandy Black, Wade Miller, and Larry DeWald.
Absent: Sara Ross and Mike Pete.
Others present: Secretary Dan Kovar

The meeting was called to order at 5:00 pm by Acting Chairman Larry DeWald at the Public Works Shop.

OLD BUSINESS

- The minutes from October 5th, 2025, meeting was read, member Krogsted moved to accept, there was a second by Black, motion carried.
- The location for the new Pickle Ball court was discussed, and the Board has not been able to get a clear answer from the Hockey Association toward allowing an easement on their property for the new court. A motion was made by Black, second by Krogsted, to use an area on the east side of North Sunnybrook Park for the construction of the new court, motion carried. Design work, cost estimates, and fundraising will begin for the new court.

NEW BUSINESS

- A Wadena City Council member requested the Board to look at the current bike/walking trails and to try and connect them using city streets and sidewalks to develop a map showing this trail system around town. The Board agreed to work on a layout to show the best way to connect the city trails.

OTHER DISCUSSTION ITEMS

1. The Board thanked member Larry DeWald for his years of service on the Wadena Park Board since he will not be accepting another term.

Member Krogsted moved, second by member Miller to adjourn, motion carried.

Submitted by: _____ Dan Kovar, Board Secretary

NOTE: Next meeting is scheduled to be held on Wednesday, February 4th, 2026, at the Public Works Shop.

Department Head Meeting

Utilities Department — December 2nd, 2025

Electric Items:

1. Hwy 10 at CSAH 92 for 600 amp PSE switch and railroad service, crews will be pulling wire this week and terminating next week.
2. Street lighting poles and conduit installed on Hwy 71 from Elm Ave to the Azure Eye Care. This month will pull wire and install light heads.
3. North half Roach's Development behind Pinewood is installed and energized. The South half will be completed by the end of the month.
4. Street lights on Hwy 10 West from Stoneman U-Haul to Birch Ave NW are in operation.
5. Crews and putting up Christmas lights on street lighting pole yesterday and today.
6. Working on inventory this week and will be counting material next week.

Water Items:

1. The grant we received to assist in identifying water service line materials is complete. MDH required second notification to homeowners of their water service line type is also complete.
2. Applied for a 100% grant to seal and old well found within our wellhead protection area on October 14th, still waiting to hear the results.
3. Landwehr still has a couple small clean up items to complete on Hwy 10 before we finalize and close out the project.
4. New tenant lease on the water tower will be placing equipment on the tower shortly.
5. Winter maintenance items at the water treatment plant will begin this month.

Cogeneration and Small Power Production Tariff
(Schedules D - F)

Due:	January 2
Statute/Rule reference:	Rules 7835.0300 – 7835.1200 (reporting requirements are identified in the rules)
Comments:	Wholesale suppliers may provide Schedules A, B, and G to their members to facilitate reporting.

Report Year	2025
Date Submitted	
Filing Utility Information	
Company ID#	123
Company Name	City of Wadena Utilities
Street Address Line 1	1200 Sunnybrook Rd
Street Address Line 2	
City	Wadena
State	MN
Zip Code	56482
Contact Information	
Contact Name	David Evans
Contact Title	Utilities Director
Contact Telephone	218-631-7712
Contact Email	utilitysupt@wadena.org
Comments/Notes	

Schedule D

(Rule 7835.0700)

Uniform Statewide Contract for Cogeneration and Small Power Production Facilities

Schedule D must contain all standard contracts to be used with qualifying facilities, containing applicable terms and conditions.

Schedule E

(Rule 7835.0800)

Interconnection Agreement

Schedule E must contain the utility's safety standards, required operating procedures for interconnected operations, and the functions to be performed by any control and protective apparatus. These standards and procedures must not be more restrictive than the standards contained in the electrical code under part 7835.2100 or the interconnection standards distributed to customers under part 7835.4750. The utility may include in schedule E suggested types of equipment to perform the specified functions. No standard or procedure may be established to discourage cogeneration or small power production.

Schedule F

(Rule 7835.0900)

Procedure for notifying Qualifying Facilities of periods when the utility will not purchase electric energy or capacity due to operational circumstances that would make the cost of purchases during those periods greater than the cost of internal generation.

Minnesota Public Utilities Commission

DOCKET NO. E999/PR-26-09		**Reporting Year**	2026
Cogeneration and Small Power Production Tariff		**Utility:**	
Report Year:	2026	Date Submitted:	December 5, 2025

Filing Utility Information		Contact Information	
Company ID#	123	Contact Name	David Evans
Company Name	City of Wadena Utilities	Contact Title	Utility Director
Street Address Line 1	1200 Sunnybrook Rd	Contact Telephone	218-631-7712
Street Address Line 2		Contact Email	utilitysupt@wadena.org
City	Wadena		
State	MN		
Zip Code	56482		

Comments/Notes

Minnesota Public Utilities Commission

DOCKET NO. E999/PR-26-09 | **Reporting Year** | 2026

Cogeneration and Small Power Production Tariff | **Utility:**

Minn. Rules 7835.0500 Schedule A: Estimated Energy Costs

Schedule A must contain the estimated system average incremental energy costs by seasonal peak and off-peak periods for each of the next five years. For each seasonal period, system incremental energy costs must be averaged during system daily peak hours, system daily off-peak hours, and all hours in the season. The energy costs must be increased by a factor equal to 50 percent of the line losses shown in schedule B. Schedule A must describe in detail the method used to determine the on-peak and off-peak hours and seasonal periods and must show the resulting on-peak and off-peak and seasonal hours selected.

Please include all compuation descriptions in Schedule G

Estimated Marginal Energy Costs ($/MWh)

		2026	2027	2028	2029	2030
Summer	**On Peak**	$40.13	$41.15	$47.44	$50.51	$48.69
	Off Peak	$28.05	$29.18	$34.02	$36.58	$35.93
	All Hours	$33.72	$34.82	$40.35	$43.21	$42.05
Winter	**On Peak**	$38.99	$39.98	$46.10	$49.08	$47.31
	Off Peak	$30.07	$31.29	$36.48	$39.22	$38.53
	All Hours	$34.26	$35.38	$41.00	$43.90	$42.73
Annual	**On Peak**	$39.57	$40.58	$46.78	$49.80	$48.02
	Off Peak	$29.08	$30.25	$35.27	$37.93	$37.25
	All Hours	$34.49	$35.61	$41.27	$44.19	$43.01
Annual # hours on-peak:		**4,144**	**4,112**	**4,080**	**4,128**	**4,128**

Description of season and on-peak and off-peak periods

Summer:	March through August
Winter:	September through February
On-peak period:	Monday through Friday 6 am through 10 pm EST, non-MISO holiday
Off-peak period:	All non on-peak hours

Note for MRES staff: Data linked to P:\OPERATIONS\LMP\WAUE LMP Analysis with Load v21 - ECarl.xlsx\MPUC CoGen

DOCKET NO. E999/PR-26-09		**Reporting Year**	2026
Cogeneration and Small Power Production Tariff		**Utility:**	

Minn. Rules 7835.0500 Schedule A: Estimated Energy Costs

Schedule A must contain the estimated system average incremental energy costs by seasonal peak and off-peak periods for each of the next five years. For each seasonal period, system incremental energy costs must be averaged during system daily peak hours, system daily off-peak hours, and all hours in the season. The energy costs must be increased by a factor equal to 50 percent of the line losses shown in schedule B. Schedule A must describe in detail the method used to determine the on-peak and off-peak hours and seasonal periods and must show the resulting on-peak and off-peak and seasonal hours selected.

Please include all compuation descriptions in Schedule G

Estimated Marginal Energy Costs ($/MWh)

	2026	2027	2028	2029	2030
On Peak	$40.13	$41.15	$47.44	$50.51	$48.69

Minnesota Public Utilities Commission

DOCKET NO. E999/PR-26-09 | **Reporting Year:** 2026

Cogeneration and Small Power Production Tariff | **Utility:** City of Wadena Utilities

Minn. Rules 7835.0600 Schedule B: Estimated Capacity Costs

Subp. 7. Avoidable capacity costs

If the utility has neither planned generating facility additions nor planned additional capacity purchases, other than from qualifying facilities, during the ensuing ten years, the utility must be deemed to have no avoidable capacity costs.

Planned facility additions or capacity purchases

Fill out Schedule B

Subp. 2. Description of all planned utility generating facility additions anticipated during the next ten years, including:

	Unit 1	Unit 2	Unit 3	Unit 4	Unit 5	Unit 6
A. Name of Unit	Brookings Solar					
B. Nameplate Rating	5 MW					
C. Fuel Type	Solar					
D. In-Service Date	2026					
E. Completed Cost in $/kW in the year in which the plant is expected to be put in service, including allowance for funds used during construction	**[TRADE SECRET DATA BEGINS**					
F. Anticipated average annual fixed operating and maintenance costs in $/kW						
G. Energy costs associated with the unit, including fuel costs and variable operating and maintenance costs						
H. Projected average number of kWh/year the plant will generate during its useful life						
I. Average annual fuel savings resulting from the addition of this generating facility, stated in $/kW	**TRADE SECRET DATA ENDS]**					

Subp. 3. Description of all planned firm capacity purchases, other than from qualifying facilities, during the next ten years, including:

	Purchase 1	Purchase 2	Purchase 3	Purchase 4	Purchase 5	Purchase 6
A. Year of Purchase	2026	2026	2026	2026	2026	
B. Name of the seller	**[TRADE SECRET DATA BEGINS**					**TRADE SECRET DATA ENDS]**
C. Number of kW of capacity to be purchased	50,000	65,000	26,000	3,300	22,000	
D. Capacity cost in $/kW	**[TRADE SECRET DATA BEGINS**					**TRADE SECRET DATA ENDS]**
E. Associated energy costs in cents/kWh						

DOCKET NO. E999/PR-26-09 | **Reporting Year:** 2026

Cogeneration and Small Power Production Tariff | **Utility:** City of Wadena Utilities

Minn. Rules 7835.0600 Schedule B: Estimated Capacity Costs

Subp. 7. Avoidable capacity costs

If the utility has neither planned generating facility additions nor planned additional capacity purchases, other than from qualifying facilities, during the ensuing ten years, the

Planned facility additions or

	Purchase 7	Purchase 8	Purchase 9	Purchase 10	Purchase 11	Purchase 12
A. Year of Purchase	2027	2027	2027	2027	2027	
B. Name of the seller	[TRADE SECRET DATA BEGINS					TRADE SECRET DATA ENDS]
C. Number of kW of capacity to be purchased	50,000	65,000	26,000	3,300	22,000	
D. Capacity cost in $/kW	[TRADE SECRET DATA BEGINS					TRADE SECRET DATA ENDS]
E. Associated energy costs in cents/kWh						

	Purchase 13	Purchase 14	Purchase 15	Purchase 16	Purchase 17	Purchase 18
A. Year of Purchase	2028	2028	2028	2028	2028	
B. Name of the seller	[TRADE SECRET DATA BEGINS					TRADE SECRET DATA ENDS]
C. Number of kW of capacity to be purchased	50,000	65,000	26,000	3,300	22,000	
D. Capacity cost in $/kW	[TRADE SECRET DATA BEGINS					TRADE SECRET DATA ENDS]
E. Associated energy costs in cents/kWh						

	Purchase 19	Purchase 20	Purchase 21	Purchase 22	Purchase 23	Purchase 24
A. Year of Purchase	2029	2029	2029	2029	2029	
B. Name of the seller	[TRADE SECRET DATA BEGINS					TRADE SECRET DATA ENDS]
C. Number of kW of capacity to be purchased	50,000	65,000	26,000	3,300	22,000	
D. Capacity cost in $/kW	[TRADE SECRET DATA BEGINS					TRADE SECRET DATA ENDS]
E. Associated energy costs in cents/kWh						

	Purchase 25	Purchase 26	Purchase 27	Purchase 28	Purchase 29	Purchase 30
A. Year of Purchase	2030	2030	2030	2030	2030	
B. Name of the seller	[TRADE SECRET DATA BEGINS					TRADE SECRET DATA ENDS]
C. Number of kW of capacity to be purchased	50,000	65,000	26,000	3,300	22,000	
D. Capacity cost in $/kW	[TRADE SECRET DATA BEGINS					TRADE SECRET DATA ENDS]
E. Associated energy costs in cents/kWh						

	Purchase 31	Purchase 32	Purchase 33	Purchase 34	Purchase 35	Purchase 36
A. Year of Purchase	2031	2031	2031			
B. Name of the seller	[TRADE SECRET DATA BEGINS					TRADE SECRET DATA ENDS]
C. Number of kW of capacity to be purchased	50,000	65,000	26,000			
D. Capacity cost in $/kW	[TRADE SECRET DATA BEGINS					TRADE SECRET DATA ENDS]
E. Associated energy costs in cents/kWh						

	Purchase 37	Purchase 38	Purchase 39	Purchase 40	Purchase 41	Purchase 42
A. Year of Purchase	2032	2033	2034	2035		
B. Name of the seller	[TRADE SECRET DATA BEGINS					TRADE SECRET DATA ENDS]
C. Number of kW of capacity to be purchased	65,000	65,000	65,000	65,000		
D. Capacity cost in $/kW	[TRADE SECRET DATA BEGINS					TRADE SECRET DATA ENDS]
E. Associated energy costs in cents/kWh						

	Purchase 43	Purchase 44	Purchase 45	Purchase 46	Purchase 47	Purchase 48
A. Year of Purchase						
B. Name of the seller						
C. Number of kW of capacity to be purchased						
D. Capacity cost in $/kW						
E. Associated energy costs in cents/kWh						

Subp. 4. Utility's overall average percentage of line losses due to distribution, transmission, and transformation of electric energy

DOCKET NO. E999/PR-26-09 | **Reporting Year:** 2026

Cogeneration and Small Power Production Tariff | **Utility:** City of Wadena Utilities

Minn. Rules 7835.0600 Schedule B: Estimated Capacity Costs

Subp. 7. Avoidable capacity costs If the utility has neither planned generating facility additions nor planned additional capacity purchases, other than from qualifying facilities, during the ensuing ten years, the			Planned facility additions or
Average Annual line loss			

	Summer On-Peak	Summer Off-Peak	Average Summer	Winter On-Peak	Winter Off-Peak	Average Winter
Loss Factors	0.08	0.08	0.08	0.08	0.08	0.08

Subp. 5 Net annual avoided capacity cost - Please show calculations in Schedule G		
Averaged on Peak hours	$ 0.008	The utility's net annual avoided capacity cost stated in dollars per kilowatt-hour averaged over the on-peak hours and the utility's net annual avoided capacity cost stated in dollars per kilowatt-hour averaged over all hours.
Average Over All Hours	$ 0.004	

Subp. 6 Net annual avoided capacity cost - Please show calculations in Schedule G		
Averaged on Peak hours		If the utility has no planned generating facility additions for the ensuing ten years, but has planned additional capacity purchases, other than from qualifying facilities, during the ensuing ten years, schedule B must contain its net annual avoided capacity cost stated in dollars per kilowatt-hour averaged over the on-peak hours and the utility's net annual avoided capacity costs stated in dollars per kilowatt-hour averaged over all hours.
Average Over All Hours		

DOCKET NO. E999/PR-26-09	**Reporting Year:**	2026
Cogeneration and Small Power Production Tariff	**Utility:**	City of Wadena Utilities

Minn. Rules 7835.0600 Schedule B: Estimated Capacity Costs

Subp. 7. Avoidable capacity costs

If the utility has neither planned generating facility additions nor planned additional capacity purchases, other than from qualifying facilities, during the ensuing ten years, the

Planned facility additions or

Minnesota Public Utilities Commission

DOCKET NO. E999/PR-26-09 **Reporting Year:** 2026

Cogeneration and Small Power Production Tariff **Utility:** City of Wadena Utilities

Minn. Rules 7835.0650 Schedule C: Calculation, Average Retail Energy Rate

7835.0100 DEFINITIONS. Subp. 2a. Average retail utility energy rate. "Average retail utility energy rate" means, for any class of utility customer, the quotient of the total annual class revenue from sales of electricity minus the annual revenue resulting from fixed charges, divided by the annual class kilowatt-hour sales. Data from the most recent 12-month period available before each filing required by parts 7835.0300 to 7835.1200 must be used in the computation.

Rate Class	Total Class Revenue	Fixed Charges	kWh Sales	Average Retail Energy Rate
Residential	$ 2,088,390.62	$ 344,340.00	18,075,486	$ 0.0965
Residential Offpeak	$ 125,700.63	$ 11,814.00	1,927,485	$ 0.0591
Commercial Single Phase	$ 481,070.04	$ 92,310.00	4,014,746	$ 0.0968
Commercial Three Phase	$ 265,808.92	$ 35,328.00	2,397,490	$ 0.0961
Commercial Off Peak	$ 53,803.54	$ 3,564.00	945,456	$ 0.0531
Large Power	$ 2,966,298.94	$ 54,696.00	38,270,996	$ 0.0761
Large Power Off Peak	$ 24,868.23	$ 462.00	465,637	$ 0.0524
City Use	$ 29,439.88	$ 4,860.00	266,058	$ 0.0924
Donated Services	$ -	$ -	464,415	$ -
Lighting	$ 6,600.17	$ -	348,507	$ 0.0189

Minnesota Public Utilities Commission

DOCKET NO. E999/PR-26-09 — **Reporting Year:** 2026

Cogeneration and Small Power Production Tariff — **Utility:** City of Wadena Utilities

Minn. Rules 7835.1000 Schedule G: Computations and Descriptions

Schedule G must contain and describe all computations made by the utility in determining Schedules A and B. Please use the space below to show your calculations. Refer to Minn. Rules 7835.0500-7835.0600 for detailed computation descriptions, especially for Schedule B Subp. 5 and 6.

In Schedule A, MRES estimated the avoided energy cost by first calculating the total cost for the previous year assuming MRES purchased all energy to supply its member load from the MISO market on an hourly basis, at the real-time LMP. The total cost was then divided by the total energy requirement resulting in an historic load-weighted $/MWh costs.

After calculating this historic avoided energy cost, MRES then applied forecasted LMP growth rates which were calculated from a LMP forecast conducted by Energy Ventures Analysis Incorporated (EVA). These estimates were then broken down by Summer and Winter seasons based on MISO's definitions for Fall, Winter, Spring, and Summer, and then the estimates were broken down by MISO's definition of on and off peak hours.

In Subp. 3, all existing and PPA amounts and prices were listed for the next 10 years.

In Subp. 4, the loss amounts for distribution and transmissions was assumed to be 8% for all seasons.

In Subp. 5, the calculations are shown in the tables below. This section shows the total purchase price for all executed and future PPAs listed in Schedule B, Subp 3. The costs for the generation and costs for PPAs are added together to get an annual total dollar amount. These numbers were divided by PPA kW values, to get an annual cost per kW year. This series of numbers is converted to current dollars using a 6% discount rate, and then averaged to get a single cost / kW-yr. This number is then divided by 8,760 to get a $/kwh for all hous, and also divided by 4,080 on-peak hours to get a $/kWh for on-peak hours.

Calculation for Schedule B, Supb. 5

Total Purchase Price for PPAs

Purchase	2026	2027	2028	2029	2030	2031	2032	2033	2034	2035
[TRADE SECRET DATA BEGINS										
Total	$ -	$ -	$ -	$ -	$ -	$ -	$ -	$ -	TRADE SECRET DATA ENDS	

Purchase kW

Purchase	2026	2027	2028	2029	2030	2031	2032	2033	2034	2035
[TRADE SECRET DATA BEGINS	50,000	50,000	50,000	50,000	50,000	50,000	65,000	65,000	65,000	65,000
	65,000	65,000	65,000	65,000	65,000	65,000				
	26,000	26,000	26,000	26,000	26,000	26,000				
	3,300	3,300	3,300	3,300	3,300	0				
TRADE SECRET DATA ENDS]	22,000	22,000	22,000	22,000	22,000	0				
Total	**166,300**	**166,300**	**166,300**	**166,300**	**166,300**	**141,000**	**65,000**	**65,000**	**65,000**	**65,000**

$/kW-yr

2026	2027	2028	2029	2030	2031	2032	2033	2034	2035
$ 46.29	$ 46.47	$ 46.66	$ 46.84	$ 47.02	$ 45.55	$ 47.40	$ 47.40	$ 47.40	$ 47.40

Present Value in 2025 dollars

2026	2027	2028	2029	2030	2031	2032	2033	2034	2035
$ 41.20	$ 39.02	$ 36.96	$ 35.00	$ 33.15	$ 30.30	$ 29.74	$ 28.06	$ 26.47	$ 24.97

Average $/kW-yr

$ 32.49

Average $/kw-hr all hours

$ 0.004

Average $/kw-hr on-pk hours

$ 0.008

Minnesota Public Utilities Commission

DOCKET NO. E999/PR-26-09	**Reporting Year:**	2026
Cogeneration and Small Power Production Tariff	**Utility:**	City of Wadena Utilities

Minn. Rules 7835.1100 Schedule H: Wholesale Power Rates

Special Rule for Non-Generating Utilities: Schedule H must list the rates at which a non-generating utility purchases energy and capacity. If the non-generating utility has more than one wholesale supplier, schedule H must list the rates of that supplier from which purchases may first be avoided. If the non-generating utility with more than one wholesale supplier also chooses to file schedules A and B, the data on schedules A and B must be obtained from that supplier from which purchases may first be avoided. Please use the space below to include these rates.

The MRES Board of Directors establishes its avoided cost rate annually. For Qualifying Facilities of 100 kW or less, the PURPA Standard Rate is 3.45 cents per kWh for 2026. The rates for Qualifying Facilities greater than 100 kW are negotiated and will take into consideration factors enumerated in Section 292.304 of the regulations of the Federal Energy Regulatory Commission.

Wadena Development Authority
Department Head Meeting December 2, 2025

- Working with clients to open new businesses in downtown buildings.

- I'm still working on new industrial park location options. I have talked with Kern & Tabery and they are interested in selling at least part of their land along Hwy. 10. There are DEED grants available to support economic development for streets and infrastructure that could assist in this, and I will be attending an infrastructure funding meeting later this week to learn more options for funding.

- I'm still working on the lease or sale of the former library building. We have completed cleaning and preparation of the building and I have a couple of potential parties to use it for a retail space.

- I'm working with the business owner to finalize plans on a project for a 20,000 SF building, $2 million investment in the Business Park for spring 2026 construction. The party has entered into a purchase option on 3 additional lots. They have indicated that they will be applying for TIF to make the project work.

- We are still getting new inquiries on lots in Pinewood Estates. There are currently 5 new residential construction projects ongoing, creating 38 new housing units in Wadena.

- Now that the old elevator building is down and cleaned up, a nuisance letter will be going out to Peter Mursu on the remainder of the bins and miscellaneous equipment. I spoke with Peter on a different matter and he indicated that he plans on getting the mess of misc. equipment and bins cleaned up, but a letter will help move that process forward quicker.

- I have been working with a local business on an expansion and MIF loan. This project has been delayed but is still happening.

- I continue working with M-State, MN Housing, WHRA, private developers, and CMHP, to come up with a plan for more housing to be built to accommodate students, workforce, and low-income people. The last meeting with M-State was postponed due to illness.

Planning & Zoning

- Permit applications have slowed considerably.

- The Planning Commission is working with the city staff, residents, and consultants to update the Comprehensive Plan. We have another person interested in being on the Planning Commission, and I expect she will be appointed at the December Council meeting.

DEPARTMENT HEAD MEETING
November 2025 Report

PERMIT #	DATE	NAME	ADDRESS	VALUE	ZONED	FEE CHARGED	TYPE OF WORK DONE
BUILDING PERMITS							
25-4062	11/6/25	Rudrud, Josh & Lelie	1103 2nd St SE	$ 4,000.00	R-2	$ 150.00	To move in a 12 X 20' storage shed to rear yard.
25-4063	11/10/25	Brenk, Bernard	1027 2nd St SE	$ 6,000.00	R-2	$ 125.00	To remove rear porch and construct a 14' X 16' addition.
25-4064	11/21/25	Smith Furniture	302 Jeff St S	$ 80,000.00	CB	$ 250.00	To remove and replace roofing.
25-4065	11/21/25	Watek-NWAqwatek	219 Bryant Ave SE	$ 3,500.00	C-1	$ 125.00	To install 30' X 30' - 4'high black chain link fence to east side of building.
4			**TOTALS:**	**$ 93,500.00**		**$ 650.00**	
VARIANCES							
0			**TOTALS:**	**$ -**		**$ -**	
CONDITIONAL USE							
0			**TOTALS:**	**$ -**		**$ -**	
SIGN PERMITS							
10/28/25	25-553	Scenic Sign/Walmart	100 Juniper NW			$ 75.00	To update signage on building and pylon.
1			**TOTALS:**	**$ -**		**$ 75.00**	
EXCAVATION PERMITS							
1446	11/1/25	Plautz Exc	815 6th St SW			$ 75.00	To excavate in alley to house for sewer repair.
1			**TOTALS:**	**$ -**		**$ 75.00**	
OTHER							

WADENA DEVELOPMENT AUTHORITY
Board of Directors
Thursday, October 9, 2025, 12:00 noon
Regular Meeting Minutes

Members in Attendance: Deiss, Marthaler, Wong, Lynk, Miller, Kim Schroeder-City Administrator, Skoog-Legal Counsel, Dean Uselman-WDA Exc. Director
Members Absent: Davis, Silvers
Guests in Attendance: Jim Kraemer

1. **Call to Order by Deiss:** at 12:16 pm. Quorum in attendance.

2. **Public Hearing Pinewood Estates Lots**
   Public hearing opened at 12:16 pm
   Public hearing closed at 12:39 pm.

Main Motion: Close Public Hearing at 12:39 pm.	
Moved by	Miller
Seconded by	Wong
Action	Motion Carried
In favor	Marthaler, Wong, Lynk, Miller, Deiss
Opposed	none

As we were waiting to see if anyone would attend the Public Hearing, Uselman brought up an item concerning Pinewood Estates and MERC (gas company). It was brought up that they would give us a price to complete the installation to remaining lots and have this available to all purchasers. Discussion and questions flowed as to if there was any advantage for the public as a whole in this consideration. Consensus of the board is that they have no interest in this as it only benefits a few. MERC was offered from the beginning to complete this with the city infrastructure and they chose not to then.

3. **Approval of Minutes**

Main Motion: Approve minutes of September 9, 2025.	
Moved by	Wong
Seconded by	Miller
Action	Motion Carried
In favor	Marthaler, Wong, Lynk, Miller, Deiss
Opposed	none

4. **Financial Report/Loan Fund Status Report**

   September 2025 reports in packet. All current except for Somethin's Cookin', and that will show up soon as an expense on report. It has been sent for Revenue Recapture, and we have collected what we can of the collateral, which is not much and will see how get that sold.
   Rent on house has been paid.
   Mercury Mosaics is continuing payments.
   New loan to MJJR is listed – only expensed a portion of the funds at this time, property price and some for remodeling.

Make it noted that the Tax Levy funds have not been posted to the account but will be after audit is finished.

Main Motion: Approve financial report of September 2025.	
Moved by	Lynk
Seconded by	Marthaler
Action	Motion Carried
In favor	Marthaler, Wong, Lynk, Miller, Deiss
Opposed	none

5. Unfinished Business

a) Housing Update

Housing meeting with college staff, Uselman, Deiss & Marthaler along with bond advisor George Eilertson was attended. College is still looking into student housing. The sale of Meadowbrook property is being sold to a local buyer and if all works out there could be an additional 30 units of 1 bedroom and efficiency apartments added if this will cash flow.
Uselman stated that with the Roach project, Larsen twin home, possible 4-plex in Pinewood Estates and duplex in SW Wadena that we are going in the right direction. This is great.

At this time, 12:39 pm., the Public Hearing was closed.

Main Motion: Motion to close Public Hearing for sale of Lots 15 & 17, Block 2 and Lots 1, 2 & 3, Block 2, all in Folkestad's East.	
Moved by	Miller
Seconded by	Marthaler
Action	Motion Carried
In favor	Marthaler, Wong, Lynk, Miller, Deiss
Opposed	none

b) Pinewood Estates Deed Restrictions

Both existing lot owners are satisfied with this new agreement on the lots.

6. New Business

a & b) Pinewood Estates – Purchase Option & Right of First Refusal

There is an offer on Lot 15, Block 2 Folkestad's East with this new option.
Uselman has included the Purchase Option form, and the grammatical errors and wording corrections are to be corrected. It was noted that these signings would not need to have a public hearing as there is no property transfer. Termination of these agreements would be 3 years and, on a case-by-case basis, for renewal.
Motion for use Purchase option with Right of First Refusal after 2 yrs.

Main Motion: Motion to accept the Purchase Option with First Refusal on Lot 15, Block 2 AND Lot 17, Block 2 in Folkestad's East within the City of Wadena.

Moved by	
Seconded by	
Action	Motion Carried
In favor	Marthaler, Wong, Lynk, Miller, Deiss
Opposed	none

Board consensus as to the signings of these Purchase Options was to let Uselman get the signings and send information to the board at next meeting.
Also, Uselman questioned whether we could do one Public Hearing for all lots at one time. Skoog, Legal Consultant stated that yes we could, if all conditions are equal. Maybe look at this at next meeting.

c) Pinewood Estates Purchase Option

Uselman has an offer on Lots 1, 2, & 3, Block 4 of Folkestad's East.

Main Motion: Motion for sale of Lots 1, 2 & 3, Block 4, Folkestad's East. To J & M Properties.

Moved by	Wong
Seconded by	Lynk
Action	Motion Carried
In favor	Marthaler, Wong, Lynk, Miller, Deiss
Opposed	none

d) New Business Loan – Honey Drip Esthetics LLC, 309 Jefferson St S.

Loan application is included for this new business. She is asking for $13,000 for inventory/ working capital/ furnishings & fixtures. She is asking for $9000 in working capital and $4000 for inventory and fixtures and furnishings. Has vehicle and student loans – all in good standing. She has a good credit score. The working capital needed is for rent and deposits and utilities. Question as to " Is advancing that amount of working capital in one lump?" can she bring in invoices and we can expense these as needed or quarterly or give her half so that she can get the lease. Uselman stated that he asks that we give her ½ of loan now and balance dispersed as needed according to policy. There was a question as to child support? Was this for her to pay or receive, she would receive if awarded, as of now not receiving.

Main Motion: Motion to disperse $4000 Inv/F&F and ½ of $9000 working capital loan and balance as needed.

Moved by	Marthaler
Seconded by	Wong
Action	Motion Carried
In favor	Marthaler, Wong, Lynk, Miller, Deiss
Opposed	none

e) Community House Settlement

This is for your reviewal, comes from Loan fund 207. Last home that we did, we made a profit and went into this fund.

Main Motion: Motion to disperse settlement for the community house to HRA.	
Moved by	Lynk
Seconded by	Miller
Action	Motion Carried
In favor	Wong, Lynk, Miller, Deiss
Opposed	none
Abstaining	Marthaler

7. Next Meeting **November 13th, 2025,** at Noon in the City Council Chambers.

8. Motion to adjourn.

Main Motion: Adjourn meeting at 1:45 pm.	
Moved by	Miller
Seconded by	Marthaler
Action	Motion carried.
In favor	Marthaler, Wong, Lynk, Miller, Deiss
Opposed	None

The meeting was adjourned at.1:19 pm.

Prepared by:_____Date_____Approved by:_____ Date _____
Dean Uselman, WDA Executive Director George Deiss, President

Wadena Police
Department Head Meeting
December 2025

- ✓ We have another short training scheduled again in December.
- ✓ Shop with a HERO is Tuesday, December 9th
- ✓ Preparing/meeting to plan for the Parade of Lights
- ✓ Working through odd/even parking. With our first snowfall, one vehicle had to be towed, and that is great news.
- ✓ I've completed the ROW permit for the vehicle speed feedback signs – now we wait for them to install.
- ✓ Continuing to purge old police records/files little by little, in accordance with Minnesota's data retention schedule.

In the month of November our department:

- Conducted **42** traffic stops
- Arrested **3** persons
- Signed **6** criminal complaints
- Issued **132** citations

A total of 431 calls were handled for November.

WADENA POLICE DEPARTMENT
Calls For Service Activity November, 2025

12/2/2025

911 Hangup Call	1
Accident-Property Damage	10
Alarm	3
Ambulance Run (LE)	16
Assist Other Agency	16
Call By Phone	16
Child Welfare	11
Citizen Complaint	1
Disturbance/Noise Comp	5
Dog/Animal Complaint	8
Domestic	2
Driving/Parking Complaint	130
Emergency Medical	2
Follow Up	1
Found Property	3
Garbage Complaint	1
Harassment	3
Identity Theft	1
Information	4
Intoxicated Driver	1
Intoxicated Person	1
Juvenile Trouble	9
Lost Property/Animal	2
Loud Music/Noise	2
Missing Person	1
Motorist Assist	10
Open Door	1
Other Calls	11
Permit Issued	4
POR Compliance Check	8
Property Watch	2
Protection Order Viol	3
Public Assist	4
PUBLIC NUISANCE	1
SCAM	1
See Complainant	7
Sex Crime (Expose, Rape)	1
Special Service Detail	2
Suicidal Person	3
Suspicious Activity	21
SWAT Assist	1
Theft Complaint	7
Threat	4
Traffic Control	25
Traffic Stop	42
Vehicle Off Road	1
Vulnerable Adult Maltreat	5
Welfare Check	17

Grand Total: 431

December 2025 Department Head
Maslowski Wellness & Research Center

- Membership is at 1714 this month. That is up 21 memberships from previously. I expect an uptick from now to the beginning of the year.
- Winter swim lessons will begin December 8 and will run through the 18th.
- Members appreciation is this week at the center. Lots of deals on memberships, day passes, give aways, etc.
- No large events planned in December. Lots and lots of birthday party and smaller rentals.
- The cold weather/snow bring more challenges with keeping the facility clean. Thanks to public works for all the help!

Friends of the Maslowski Center
Meeting Minutes – October 22, 2025

Members Present: Jeff Pederson, Michael Craig, Kim Schroeder (ex-officio), Lisa Anderson (ex-officio), Don Niles, and Joel Beiswenger. The meeting was called to order by Vice-President, Jeff Pederson, at 1:45 P.M. The agenda for today's meeting was approved.

We reviewed the minutes of the August meeting. There was no meeting in September. The minutes were approved unanimously (motioned by Mike and seconded by Don).

Joel reviewed the October financial report. Cash balance is $58,490.95. October donations are $1,125.00 and year to date revenue is $5.414.67 in donations and $20,000.00 grants. While it appears that "Recreation by Lemmie," (the firm that replaced the water slide) has been fully paid, it is not clear if the Friends of the Maslowski Center still have a liability to reimburse the city for fronting the money. Kim will have a definitive answer by the next meeting. Because of this uncertainty, the amount of cash reserves available to commit to future projects is uncertain dependent on outcome of research to confirm all bills are paid for the waterslide.

Joel has been extremely busy the last several months and has not been able to have Mike and Don audit the 2024 books. He is hoping to complete this task in the next month.

Lisa said that as of September 30, there were 1,814 memberships of various types at the Mas. She said that there is often a fluctuation in membership in October as some Medicare plans drop health center reimbursement. We will just have to wait and see. Lisa had no other updated financial information at this time.

Lisa said that the cardio equipment should be delivered within a week or so, and we all felt comfortable paying for it out of current funds.

With the resignation of Lane Waldahl and Dana Cantleberry, the Board felt that we needed to elect two new members. Dan Skogen, and the new chamber director, Tina Barthles, were submitted and unanimously approved as new Board members.

Mike checked the Sourcewell website and confirmed that for the 2025-2026 fiscal year, the non-profit grant limit is $15,000 with a 25% match ($3,750). The city's grant limit is $40,000 with the 25% match ($10,000). This would be in addition to the $2,000 in "boost" funds for each type of entity.

The urgency of replacing the pool filter in the therapy pool was discussed. It was determined that insurance will not likely cover the replacement. The total cost could be over $20,000. The city is doing an engineering study to determine what the total cost will be. In the meanwhile, our Board voted to have Lisa submit a grant request to T-Mobile to replace the therapy pool filter and to help finish off paying for the cardio equipment that we have already committed to (motion Don, second Mike). Brittany Evans strongly recommended that we apply for this T-Mobile grant as there is up to $50,000 available, and she has indications that our application will be seriously considered. We felt that we may end up splitting the cost of replacing the filter with the city, but we will see how the grant process goes.

We discussed the rust problem in the pool area as being a priority. Lisa said she is going to have a look at it and come up with some estimates of what it will take to fix it. She will report at the next meeting.

Jeff said that we should request a "list of prioritized projects" from the city to help us focus on our fundraising. We had a lively discussion about this issue, and it was the consensus of the Board that we want the city's input but that it is ultimately up to us to prioritize where we apply scarce funds.

The meeting was adjourned at 2:37 p.m.

Our next meeting is scheduled for Wednesday, November 26, at 1:30 p.m.

--Submitted by Michael Craig, secretary

Wadena Area Chamber of Commerce
Board Meeting
Thursday, October 9, 2025

MEMBERS PRESENT: Raye Ludovissie, Katie Condon, Kim Schroeder, Kelly Wong, Zach Kelderman, Angie Klimek, Joe Silvers, Ashley Reinitz, Duke Harrison, Wade Miller Tina Bartels, Crystal Riddle

ABSENT: Jeremy Sanders and Cindy Hockert

Call to Order: 8:00 am

I. **MINUTES** – A motion was made by Wade to approve the board minutes. Motion was seconded by Angie and carried.

II. **TREASURERS REPORT** – Ashley made the motion to approve the Treasurers Report. Motion was seconded by Kelly and carried. Katie has expressed her need to resign from the board. Duke Harrison said his wife may be interested in the position. She will get in touch with Katie.

III. **OLD BUSINESS –**

1. Zombie Run: Tina gave the report on the Zombie Run. It went well. Weather was good. We made around $1,000.
2. Chili Cook-Off: We had 16 entries this year. The Elks won the trophy this year. The cups were donated by Pizza Ranch and were the right size.
3. Jan. 10 Benefit: Will be held at the auditorium. Lydia Rose, Brothers in Harmony, Aaron Simmons and the Wadena High School Jazz Band will be performing. Tickets will be $20. There will also be a silent auction.
4. Business After Hours: Business after hours went really well. There were about 50 people attended.

IV. NEW BUSINESS-

1. Like/Share/Follow Campaign: We bought gift cards from businesses affected by the construction with the construction grant money. We will start the drawings next week.
2. 50 Punch Card Deal Hunters: We are using money from grant. Bought Vikings tickets and will give $500 in Chamberbucks. Timberwolf tickets Wilds Tickets and We Fest Tickets were donated. Punch cards will be taken out to participating businesses.
3. Halloween: The Kiddie Parade will be from 4-5. Trunk or Treat will be at the depot.
4. Christmas Festival/Christmas Account: The Christmas Festival will be November 29th & 30th. Arrangements have been made for the Christmas trees, garland and the carriage rides. The Parade of Lights will be on the 5th at 5:00
   There was discussion about the Christmas Festival Account at Mid-Central. It was discussed about money being moved to another bank and discussion that they may lower their dues payments if we move the account. The account has money in it but has not been used for the Christmas festival in a couple of years. A motion was made by Kelly to move the account to Wadena State Bank. Motion was seconded by Raye and carried. A motion was made by

Kelly to approve for Raye Ludovissie, President, Kelly Wong, Vice-President and Tina Bartels, Chamber Director to have access to all bank accounts at Mid-Central Bank and Wadena State Bank. Motion was seconded by Ray Ludovissie and carried.

5. June Jubilee: Aaron Simmons will be playing on Friday night for $5000. A motion was made by Ashley to hire Time Machine for Saturday night for $5,000 and 6 motel rooms. Motion was seconded by Kelly and carried.
6. Finance Officer Replacement: Katie is unable to continue as the finance officer. A motion was made by Kim to replace Katie with Gina Harrison as the finance officer. Motion was seconded by Katie and carried. We will need to get a plaque for Katie's years of service.
7. Other: Zach suggested a business plan for the businesses that will be affected by the construction next year.
8. Other: A motion was made by Katie to have a contract with the Pioneer Journal for 26 ads in a year (every other week) at the cost of $3,300 per year. Motion was seconded by Zach and carried.

V. Correspondence - None

VI. **Executive Director's Report**

1. CVB Minutes: There was not a CVB meeting this month.

Announcements

Next Chamber meeting – Thursday, November 13
Next CVB meeting – Thursday, November 6 at the Depot.

VII. Meeting adjourned – Motion was made by Kim to adjourn at 9:00. Motion was seconded by Angela and motion carried.