

Follow these steps to practice and interact with the STAAR tools

1 Click **HERE** to access the practice site.

texasassessment.gov/practice-tests.html

2 Leave these buttons ON so you can sign in as a guest. Click Sign In

3 Select Grade

4

5

Select a test, based on the tests available for your grade

6 If you have an IEP or 504, you can modify these Test Attributes. If you do not have a 504 or IEP, leave everything **OFF** and click Select

7 Comprehensive help guide can be found here

8

Sample test question. Select answer and click next



Global Menu (tools available to all students)

Navigation Buttons

Items

66% 2022 STAAR Redesign Grade 3 Reading Practice Test

GUEST, GUEST (TSDS ID: GUEST)

GUEST SESSION

Back

Next

Save

Test Tools

Dictionary

Notepad

Line Reader

Zoom Out

Zoom In

Expand

✓ = answered

1

2

3

4

5

6

7

8

8

Question Number

GUEST, GUEST Last Saved: 10:51 AM

What is the author’s main claim in the article?

● Children should learn to cook.

B

 Cooking goes faster without children helping.

C

 Children who know how to cook make good food.

D

 People eat food that tastes bad if it looks good.

Context Menu

Read the selection and choose the best answer to each question.

The Skill of Cooking

1 Have you ever wished you could make dinner just the way you like it? It may seem like cooking is something only certain people know how to do, like a magic trick. But cooking is not magic. It is a skill that everyone—even children—can learn to enjoy.

2 Health experts encourage people to cook. A study done at a university shows that people are healthier when they eat food made at home. After all, if you add all the ingredients yourself, you always know what you are eating. (Ingredients are the foods you put together to make a dish.)

















Careful in the Kitchen

Question

Response Section

Stimulus Section

Global Icon Menu

| | | | |
|---|--|---|-----------------------------------|
|  | Help button |  | Zoom in / Zoom out |
|  | Next |  | strikethrough answers not correct |
|  | Back |  | Highlighter |
|  | Mark for review |  | Writing Tools |
|  | Pause test |  | Calendar |
|  | Dictionary |  | Ruler |
|  | Notepad + Sticky Notes |  | Graph Paper |
|  | Line reader (keeps your place while reading) |  | References |

Other supports, known as "designated supports" are available to students who meet the eligibility criteria as determined and documented by local ARD or 504 committees. These designated supports are noted here.

Choose Settings

Please review the following test settings. You can change the options if necessary.

2022 STAAR Redesign Grade 4 Reading Practice Test

Test Attributes

Auto Text-to-Speech

☐ OFF

Content and Language Supports

☐ OFF

Zoom

No default zoom applied

Color Setting

Black on White (default)

Large Mouse Pointer

System Default

Spelling Assistance

☐ OFF

Text-to-Speech

☐ OFF

Presentation

English

Select

Undo Changes

Go Back

Test Information

Please read the information below before starting your test.

Test Settings

You may choose the device settings, such as text size and mouse pointer, that work best for you. Click the View Test Settings button if you want to change your settings. You should see the changes on your screen once you select them. If you have any questions, raise your hand.

View Test Settings

Help Guide

The Help Guide describes how to use the tools and features of this test. The guide is available during the test by clicking the question mark button or you may view it now.



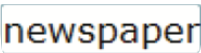



If you are receiving content and language supports, be sure to look at the **Other Tools** section of the Help Guide.

View Help Guide

To access the Help Guide, click **View Help Guide** before starting the test. To access the Help Guide during the test, click on the **question mark** in the upper right hand corner.



Accessibility Icons

| | | |
|---|-------------------------------|---|
|  | Speak | Text to Speech (TTS). You can use Speak to listen to text in questions, answer choices, pop-ups, and rollovers being read aloud. Note: some tests have the ear icon. |
|  | Microphone | Speech-to-text. Use the Microphone to activate speech-to-text. Use this in text boxes or anywhere you input text. |
|  | Pop-up | Pop-up. You can click on a word or phrase that has a border around it and helpful information will Pop-up . |
|  | Rollover | Rollover. You can use Rollover to see a different version of the sentences in the test questions. |
|  | American Sign Lanugauge Video | You can use American Sign Language Video to play a signed video of the text in questions and answer choices. |
|  | Settings | To adjust audio volume during the test, select in the upper-right corner. Students testing with TTS can also use this tool to adjust TTS settings. |