



# VIEWING REPORT CARDS

## SECONDARY REPORT CARDS

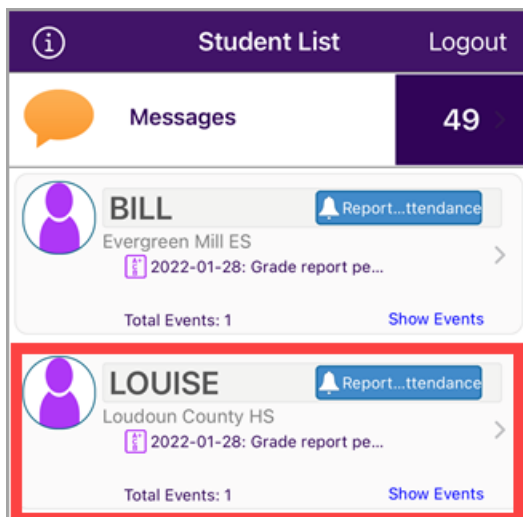
Schools post a PDF version of a marking period report card. Parents can view and print these unofficial copies of the report card in both the web and mobile app versions of ParentVUE.

➔ Report cards are viewable after 4:00 p.m. on the day of distribution.

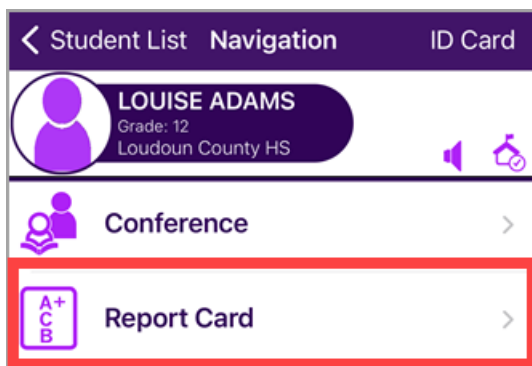
## PARENTVUE MOBILE APP

If your child's school has not yet posted a PDF report card, please the [Grade Book](#) menu to view marking period report card grades.

1. Open and log in to the ParentVUE app.
2. Tap the student whose report card you want to view.



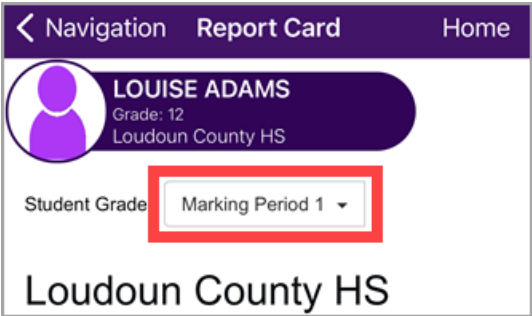
3. Tap [Report Card](#).



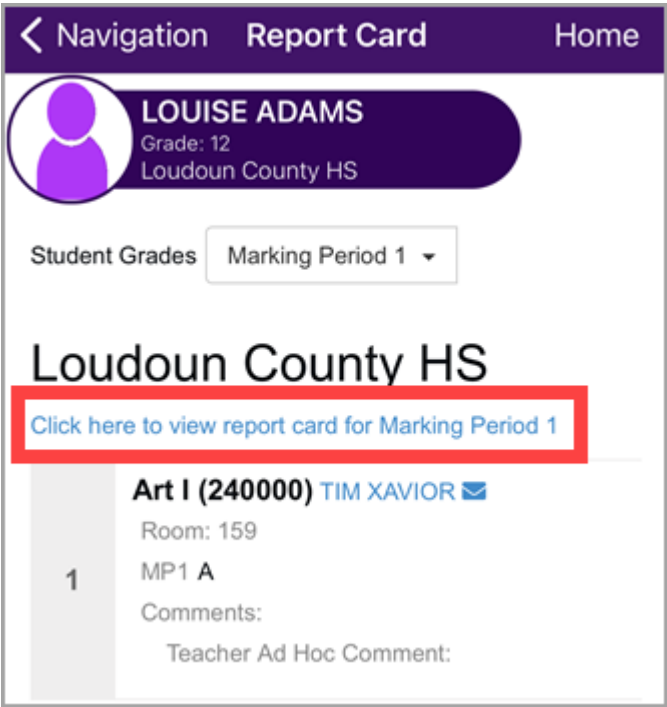


# VIEWING REPORT CARDS

4. Select a Marking Period.



5. Tap the link labeled [Click here to view report card for Marking Period...](#)



6. The unofficial copy of the report card downloads.

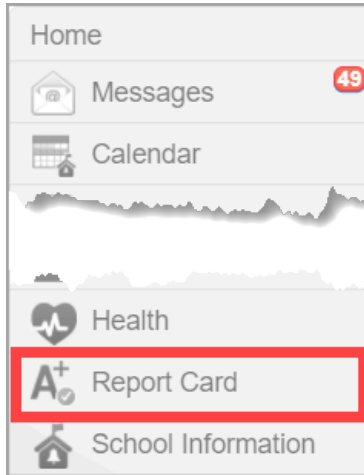


# VIEWING REPORT CARDS

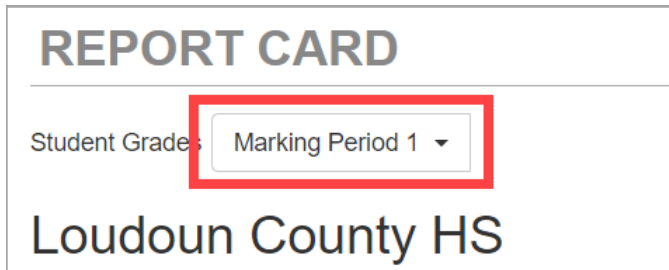
## PARENTVUE WEB VERSION

If your child's school has not yet posted a PDF report card, please the [Grade Book](#) menu to view marking period report card grades.

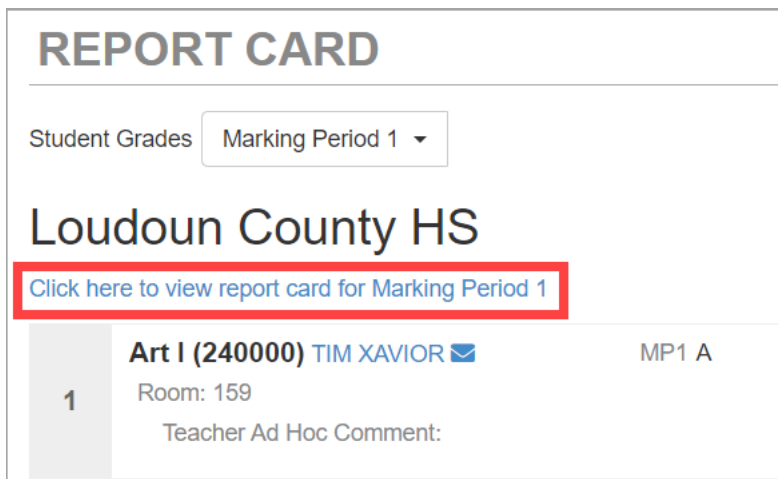
1. Log into your ParentVUE account at <https://portal.lcps.org>.
2. Click on the **Report Card** menu item at the left.



3. Select a Marking Period.



4. Click on the link labeled [Click here to view report card for Marking Period...](#)




5. The unofficial copy of the report card downloads.




# VIEWING REPORT CARDS

6. Change to view the report card for another child by selecting a name at the top.

No Photo  
  
On file

**BILL**  
Evergreen Mill ES  
ID: 1019752 (571-252-2900)

No Photo  
  
On file

**LOUISE**  
Loudoun County HS  
ID: 1013215 (571-252-2000)



# VIEWING REPORT CARDS

## ELEMENTARY REPORT CARDS

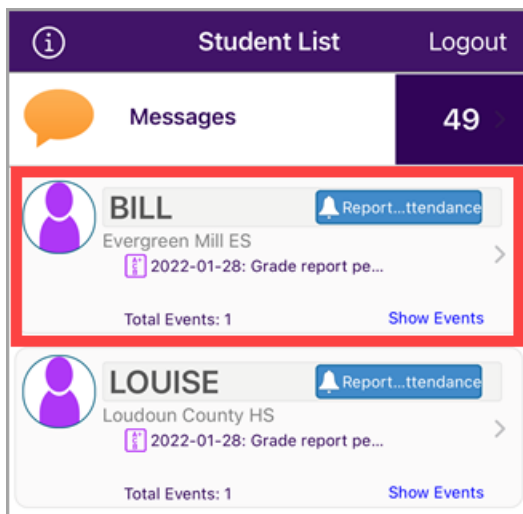
Schools post a PDF version of a marking period report card. Parents can view and print these unofficial copies of the report card in both the web and mobile app versions of ParentVUE.

➡ **Report cards are viewable after 4:00 p.m. on the day of distribution.**

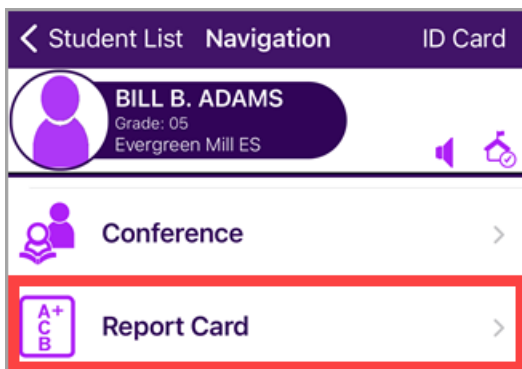
## PARENTVUE MOBILE APP

If your child's school has not yet posted a PDF report card, please the **Grade Book** menu to view marking period report card grades.

1. Open and log in to the ParentVUE app.
2. Tap the student whose report card you want to view.



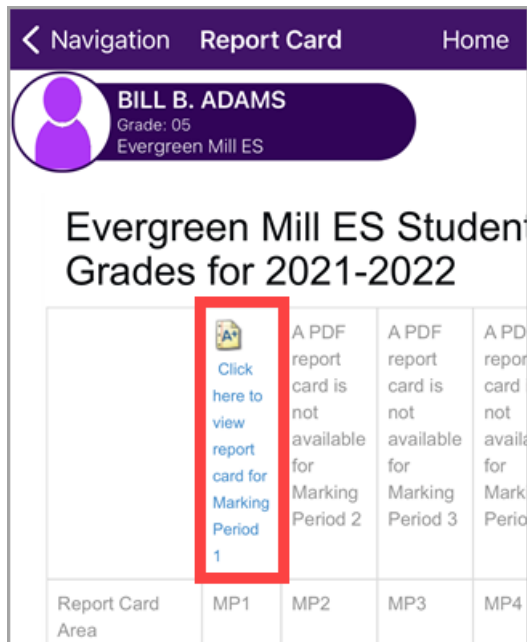
3. Tap **Report Card**.





## VIEWING REPORT CARDS

4. Tap the Marking Period that contains the report card PDF.

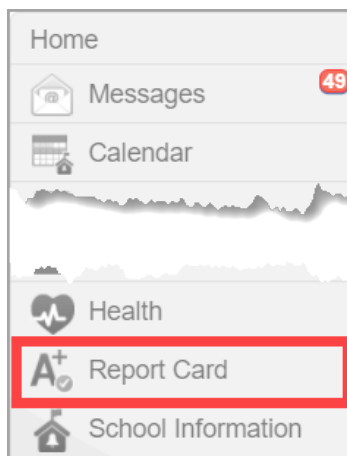


5. The unofficial copy of the report card downloads.

### PARENTVUE WEB VERSION

If your child's school has not yet posted a PDF report card, please use the [Grade Book](#) menu to view marking period report card grades.


1. Log into your ParentVUE account at <https://portal.lcps.org>.
2. Click on the [Report Card](#) menu item at the left.






# VIEWING REPORT CARDS

3. Click on the link labeled [Click here to view report card for Marking Period...](#)

Report Card					
Evergreen Mill ES Student Grades for 2021-2022					
	<div> <a href="#">Click here to view report card for Marking Period 1</a></div>	A PDF report card is not available for Marking Period 2	A PDF report card is not available for Marking Period 3	A PDF report card is not available for Marking Period 4	A PDF report card is not available for Marking Period 4
Report Card Area	MP1	MP2	MP3	MP4	FG

4. The unofficial copy of the report card downloads.
5. Change to view the report card for another child by selecting the name at the top.

No Photo




On file


**BILL**

Evergreen Mill ES

ID: 1019752 (571-252-2900)



No Photo



On file

**LOUISE**

Loudoun County HS

ID: 1013215 (571-252-2000)



# VIEWING REPORT CARDS

## PARENTVUE HELP

---

The [District ParentVUE](#) page has resources to help you activate and learn how to use your ParentVUE account.

Each school has dedicated staff to help parents with their accounts. Please contact your child's school to reach the staff member who can help you.