



NOVA | Northern Virginia
Community College

Getting Started at NOVA

Outreach and Recruitment
2023-2024

Nighthawk Next Steps

1

Login to
your
myNOVA
account

2

Set up
MFA app
for
logging in

3

Review
Holds & To
Do list in
SIS

4

Complete
Direct
Enrollment
Survey

5

Decide on
and
review
Program
of Study

6

Identify
source of
payment

7

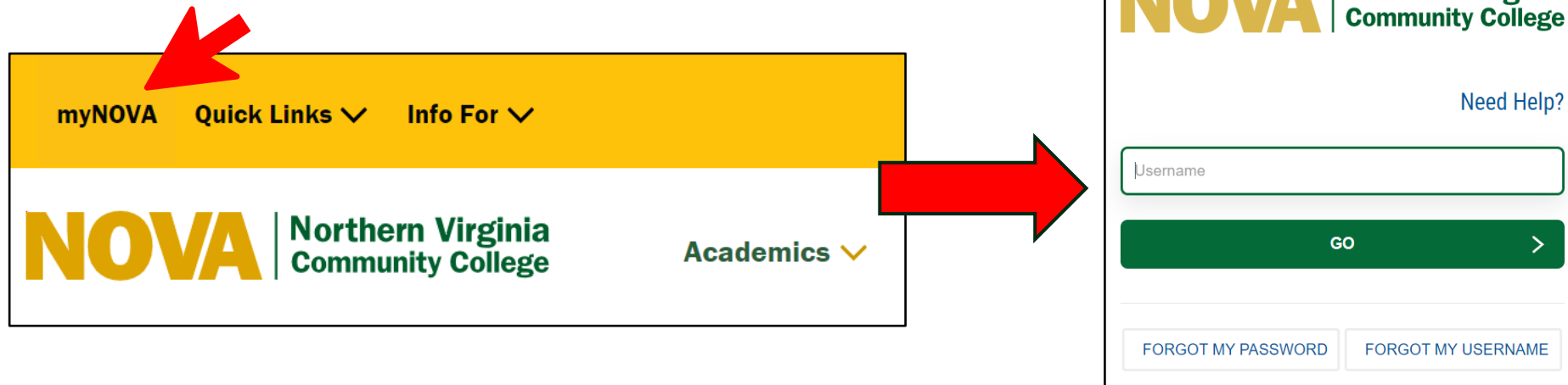
Meet with
an advisor
and
register
for classes

8

Attend in
person or
complete
online
orientation



1 Login to your myNOVA Account



The diagram illustrates the login process. On the left, a screenshot of the myNOVA header shows a yellow bar with 'myNOVA', 'Quick Links', and 'Info For'. Below it is the NOVA Northern Virginia Community College logo and 'Academics'. A red arrow points from the 'myNOVA' text to a login form on the right. The login form has the NOVA logo and 'Northern Virginia Community College' at the top. It includes a 'Need Help?' link, a 'Username' input field, a green 'GO' button with a right arrow, and two links at the bottom: 'FORGOT MY PASSWORD' and 'FORGOT MY USERNAME'.

Do you have your NOVA student credentials?
both assigned to you after submitting application




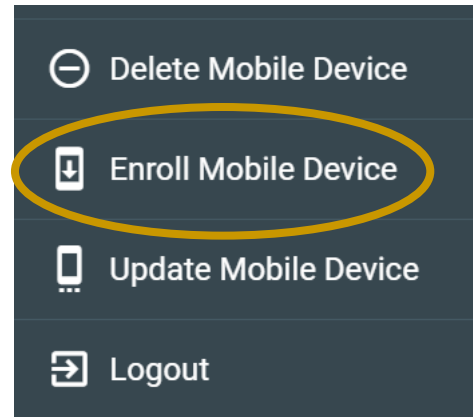
- myNOVA login username – abcXXXX
- NOVA student/EMPLID # – XXXXXXXX

Any trouble logging in? – try the “Forget Password” tool or contact the IT Help Desk (703.426.4141)



2 Set Up MFA for myNOVA Login

1. Click on the person icon in the top right corner
2. Select enroll mobile device and click continue
3. Follow the 3 steps sent in a text message to you



If you are brought to a QR code when logging on:

1. Download the app RapidIdentity on your phone
2. Choose scan QR code and scan the code on the website
3. Enter the one-time passcode displayed in the app below the QR code

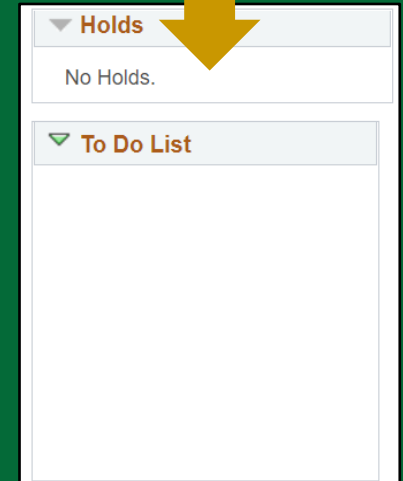
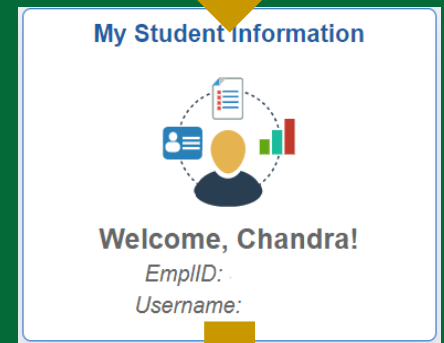
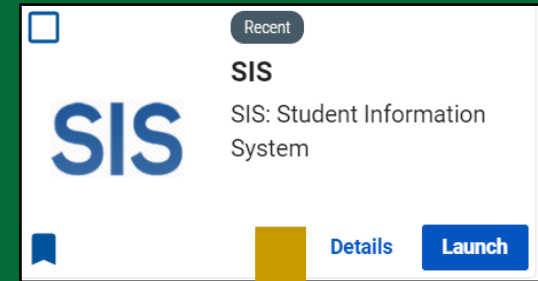
3 Review Account for Holds & To Do List

Holds

- Holds *may* prevent registration
- **Dual Enrollment Hold?** – can be removed in high school
- **Under 18 Hold** – can be removed if you will be 18 by August 26th, 2024
- **Turning 18 after this date?**
You need parental consent to attend NOVA

To Do List

- Items must be completed for FAFSA processing and awarding
- **Completed your FAFSA but don't have anything on your To Do list?** Make sure NOVA has your SSN



4 Complete Direct Enrollment or Self-Placement Survey

Determines student's readiness for college-level English and math

Direct Enrollment

*for US high school graduates within
past 5 years*

Report cumulative HS GPA and highest
math course taken (or currently
taking)

OR

Informed Self-Placement

*for US high school graduates or GED
more than 5 years ago*

Provided math problems and a writing
prompt

Direct Enrollment English Placement

High School GPA	SAT-ERW Scores	ACT English & Reading Scores	GED Scores	You May Take...
3.0 or Higher	480 or Above	18 or Above	165 or Above	ENG 111
2.0-2.99	400-470	15-17	--	ENG 111 with EDE 11
1.99 or Below	399 or Below	14 or Below	164 or Below	EDE 10

Direct Enrollment Math Placement

High School GPA and Took Algebra II or Higher	You May Take...
3.0 or Higher	MTH 154 OR MTH 161 OR MTH 167
2.0-2.99	MTH 154 with MDE 54 OR MTH 161 with MDE 61
Less Than 2.0	MDE 10

High School GPA and <u>DID NOT</u> Take Algebra II	You May Take...
3.0 or Higher	MTH 154 OR MDE 60
2.0-2.99	MTH 154 with MDE 54 OR MDE 60
Less Than 2.0	MDE 10

SAT Math Scores	You May Take...	ACT Math Scores	You May Take...
470-490	MTH 154 OR MTH 161 with MDE 61	17	MTH 154 OR MTH 161 with MDE 61
500 or Above	MTH 154 OR MTH 161 OR MTH 167	18 or Above	MTH 154 OR MTH 161 OR MTH 167

Which math course should you take?

NOVA offers two math tracks depending on the program of study requirements

To determine which math course you should begin in, answer...

1. What is the required math course for your program of study?

- View your program of study requirements in the *College Catalog* (make sure you are looking at the correct catalog year you are listed under) -- <https://www.nvcc.edu/catalog/>

2. Based on your GPA and/or SAT/ACT score, which math course are you eligible to take?

Note: If you wish to place into a higher-level math course beyond precalculus, view the “Placement” section in the current NOVA catalog to see if you meet requirements.

Developmental Course Sequencing

English

EDE 10 – English Composition Preparation (3 cr.)



ENG 111 – English Composition I (3 cr.) *with*
EDE 11 – English Composition Readiness (3 cr.)



ENG 112 – English Composition II (3 cr.)

Math

MDE 10 – Introduction to Algebra (3 cr.)

Programs Requiring MTH 154

MTH 154 – Quantitative Reasoning (3 cr.) *with*
MDE 54 – Learning Support for Quantitative Reasoning (3 cr.)

Programs Requiring PreCalculus

MDE 60 – Intermediate Algebra (3 cr.)



MTH 161 – PreCalculus I (3 cr.) *with*
MDE 61 – Learning Support for PreCalculus (3 cr.)

5 Decide on and Review Program of Study

- Review your program of study and all course requirements in NOVA's catalog
 - Programs are displayed as a fulltime, two-year guide
 - These are just recommendations
- Do you have any DE/AP/IB/CLEP credits?
 - You don't want to repeat anything you already have credit for!



1st Semester

- ENG 111 - College Composition I (3 CR.)
- HIS — - Elective (3 CR.)¹
- MTH 154 - Quantitative Reasoning (3 CR.)² **OR** Higher
- PSY 200 - Principles of Psychology (3 CR.)
- SDV 100 - College Success Skills (1 CR.) **OR**
- SDV 101 - Orientation to (a Specific Discipline) (1 CR.)

Total 13 credits

6 Secure Financial Payment

FAFSA/ VASA

- Check your TO DO list in SIS for follow up items to complete
- **NOTE: delay in completing TO DO list items will delay your financial aid award**
- Awards can be viewed in your myNOVA SIS under

Payment Plans

- Breaks up your total balance into smaller payments over a few months
- Earlier you apply to participate, less money per payment
- Small fee to join

Scholarships

- Award must be received at least one week before classes begin

Send scholarship awards to:
Scholarship Coordinator College
Financial Aid Office, Box 135
8333 Little River Turnpike
Annandale, VA 22003

Paying Out-of- Pocket

- 529 Plans (college-savings plan)
- Pay any remaining tuition balance through your myNOVA SIS – **due 8/1/24 by 11:59pm**

Note: failure to pay may result in your classes being dropped



Registering for Classes

Modes of Instruction:

1. **In Person** – traditional face-to-face class that meets at a specific day & time
2. **Hybrid** – meets 50% in person; 50% of class work is completed online, independently
3. **Interactive Classroom Video** – class meets in real-time via Zoom on the day(s) & times listed
4. **Online** – 100% online with little instructor interaction; no scheduled meeting times; assignments & due dates found on the syllabus

How to Search for Classes

Institution Term

Select at least 2 search criteria. Select Search to view your search results.

▼ Class Search

Subject English

Course Number

Course Career

Campus

Mode of Instruction

Course Attribute

Course Attribute Value

☒ Show Open Classes Only
☐ Open Entry/Exit Classes Only

▼ Additional Search Criteria

Clear Search

Verify correct college and semester

Enter 3 letter course code & course number

Select campus you will take courses at

How the course will be delivered (see below)

Interpreting Class Search Results

Confirm the campus you want to register for courses at:

- A – Alexandria
- N – Annandale
- L – Loudoun
- M – Manassas
- W – Woodbridge

Check the status of the course:

- Open
- ▲ Wait List
- Closed

ENG 111 - College Composition I

Class	Section	Days & Times	Room	Instructor	Meeting Dates	Status
39388	007L-LEC Regular	TuTh 9:35AM - 10:55AM	L-Waddell/LW-0227	Stephen Clarke	01/16/2024 - 05/06/2024	●

NOVA offers multiple session lengths:

- Regular – full 15-week semester
- 13-week
- 1st 7-week
- 2nd 7 week

Confirm meeting dates match your desired session length

Registration Reminders

Finishing the Enrollment Process

- Selecting a class will place it into your *Shopping Cart*
- ***Just like buying something online, putting classes in your Shopping Cart does not mean you are enrolled in them or saved a spot***
- Proceed through the entire *Finish Enrolling* process until you see:
 - **Green check marks** = in class -- **Red X's** = error

Co-requisite Support Courses

- MDE/EDE courses must be searched for separately from MTH 154/161 and/or ENG 111
- Section numbers of courses must match
- **Example:** MTH 161 **C01W** + MDE 61 **C01W**

Lab Science Courses

- Required to select one lecture section and one lab section (*both will be listed on the search results when searching for ex. BIO 101*)



7 Meet with an Advisor and Register for Classes

Students can meet with an advisor:

- In person at one of our campuses (walk-in hours only)
- Virtually

Students should come prepared with a proposed class schedule

- Use the Pre-Advising handout as reference to navigate the process

Begin with the end in mind!

- The more you know about your end goals (such as 4-year institution & major) the easier it will be for advisors to assist you

Advising Hours

Monday: 8:30 a.m. – 7:00 p.m.

Tuesday: 8:30 a.m. – 5:00 p.m.

Wednesday: 8:30 a.m. – 5:00 p.m.

Thursday: 8:30 a.m. – 7:00 p.m.

Friday: Closed

<https://www.nvcc.edu/student-resources/advising/index.html>



8 Attend In Person Orientation or Complete New2NOVA Online Orientation

- Look out for details on our website about in person orientations at each campus this summer!
- Complete our New2NOVA Online Orientation if you can't attend in person

<https://orientation.nvcc.edu/>



Considerations When Scheduling



1

Your Course Load

- **Working more than 20 hours/week** – recommend part-time (11 credits or less)
- **Working less than 20 hours/week** – recommend full-time, if desired (12-15 credits)
- Expect to study double the number of credits you're taking
 - *Ex: 12 cr x 2 = 24 hours of studying per week*



2

When to Take your Classes

- Work hours/schedule
- Your “peak” time – What time of day do you perform best?
- Transportation – travel method, time, & traffic



3

Class Type

- **Traditional face-to-face** – recommended to start with
- **Online** – not recommended for 1st semester; requires self-discipline, self-learning, strong organizational skills (*try a hybrid first!*)

Final Thoughts to Keep in Mind

Degree Timeline

- If you want to graduate within 2 years, you need to take and **successfully complete** 15 credits per semester. (*degrees are 60-62 credits*)
- You are not required to attend NOVA full time – attend at the pace where you can get the best grades
- If you take less than 15 credits or are starting off with developmental courses, then you may be at NOVA for 2-3 years



College Success

- If you don't successfully complete your classes (A, B, or C grades), you may risk **academic warning, probation, suspension, or dismissal**
- Financial Aid also has requirements called Satisfactory Academic Progress (SAP) you must meet to keep receiving aid