



APOLLO ELEMENTARY KINDERGARTEN ORIENTACIÓN 2024



10 de abril de 2024

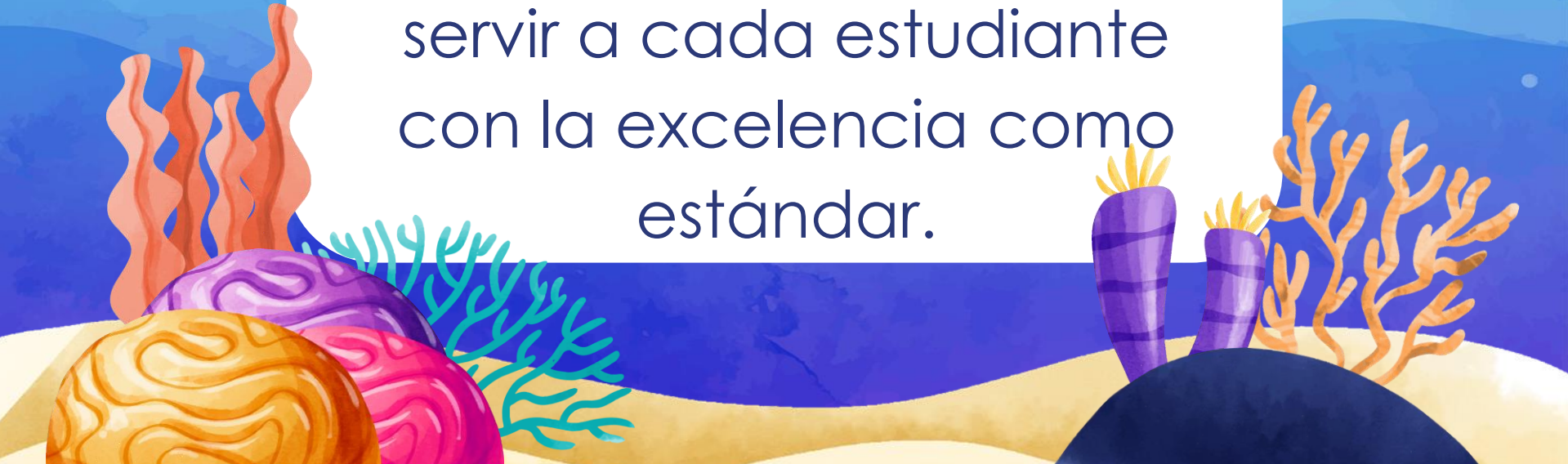


UNA BIENVENIDA DE NUESTRO ASISTENTE DEL SUPERINTENDENTE TARA HARRIS



BREVARD PUBLIC SCHOOLS

La misión de
Las Escuelas Públicas de
Brevard deben
servir a cada estudiante
con la excelencia como
estándar.




BPS MOBILE APP



¡Mantente informado! Descargue la aplicación BPS para obtener actualizaciones e información.



La aplicación proporciona acceso a:

- calendarios
- menú desayuno/almuerzo
- FOCUS
- y mucho más



Summer Learning Activities

June 2024

Sunday	Monday	Tuesday	Wednesday	Thursday	Friday	Saturday
						1 Look at a calendar and help your child count the days until school starts.
2 Visit your public library. Find out about their summer reading program.	3 Talk with your child about the importance of sharing. This is an essential skill in school.	4 Help your child make a choice today. Making choices builds independence.	5 Say "please" and "thank you" often. Your child will too.	6 Encourage your young artist. Provide crayons, paint and paper and allow time to explore.	7 Ask your child to pick up toys at the end of play. Thank your child for helping.	8 Ask your child to tell you a story. Write it down and read it back.
9 Attend story time at a local library or	10 Take a walk outside and count as many automobiles as you can.	11 Bake cookies with your child and count the number of rs you make or eat.	12 Read-aloud tip: Find a picture book without words and ask your child to tell the story based on what he or she sees.	13 Have your child practice saying his or her first and last name.	14 Take a walk around your house and find as many different shapes as possible.	15 Encourage your child to wash his or her hands all by him- or herself.
		18 Ask your child to write his or her name in a lighter and let child trace over it.	19 Talk to your child about the fun things you did when you were in kindergarten.	20 Talk to your child about the fun things you did when you were in kindergarten.	21 Take time to play outside. Practice throwing and catching a ball.	22 Put on some music and dance with your child.
		25 Read-aloud tip: Prior to reading the book to your child, have them look at the pictures and predict what they think the story will be about.	26 Read-aloud tip: Prior to reading the book to your child, have them look at the pictures and predict what they think the story will be about.	27 Take a walk outside and point out living and non-living things.	28 When the sun has set, step outside and count as many stars as you can.	29 Did you know that Brevard County has 108 parks? Visit one near your house.
						

July 2024

Tuesday	Wednesday	Thursday	Friday	Saturday
2 Take a trip to the library and have your child pick out his or her own book.	3 As you are driving, have your child point out letters and numbers that they see on signs and license plates.	4 Happy Fourth of July! Talk to your child about independence and why we celebrate this special day.	5 Practice having your child say his or her name, and phone number.	6 Use safety scissors and old magazines to help your child make a collage of things they love to do.
9 Encourage your child to dress him- or herself.	10 Hopping Day! Try hopscotch or jumping rope.	11 Help your child measure how tall he or she is. Let them help you measure how tall you are. Talk about how your heights are different.	12 Let your child help you set the table for dinner.	13 Practice taking turns by playing Tic-Tac-Toe.
14 Sing Head, Shoulders, Knees and Toes with your child. Help them point to each body part as they sing.	15 Give your child sidewalk chalk and have them draw a picture.	16 Paint with ice. Make colored ice cubes with food coloring. Allow your child to paint with the ice on paper.	17 Look for the first letter in your name today. See how many times you can find it.	18 Practice your school morning routine. Continue this each day to prepare for school.
21 It is almost time for school! Take time to drive past your child's new school to show them where they will go.	22 Name the colors of fruits while grocery shopping.	23 Let your child help you prepare a meal. Have your child help measure, stir and set the table.	24 Practice using buttons, zippers and tying shoelaces.	19 20 26 27 Read about tip: Prior to reading the book, help your child point out the cover, title and author. School is close! Draw a picture of your family to show your teacher.
28 During bath time let your child use different size plastic containers to measure water. Talk about more and less.	29 Talk about what you are most excited about doing in kindergarten.	30 Kindergarten is around the corner. Practice your morning goodbye routine.	31 Talk about friendships. Ask your child, "What makes a friend a good friend?"	

Getting Ready for THE FIRST DAY

You've done all that you can to help your child get ready for kindergarten—congratulations!

The following tips and advice will help ensure that your child's first day of kindergarten goes smoothly.

- Take advantage of opportunities for your child to become familiar with the school, meet his/her teacher, and visit the classroom.
- Explain what your child can expect to happen. Answer questions about kindergarten simply and honestly.
- Make sure your child understands how he/she will get to school, and what will happen when school is over. If riding a bus, make sure your kindergartener knows his/her bus number.

On that first day, be sure to take a picture of your child to remember this special day!

Children take cues from their parents. As you get ready for the first day, be calm, and let your child know that you are confident he/she will have a wonderful day.



El paso del
preescolar/hogar al
jardín de infantes es una
de las *transiciones* más
importantes que hará un
niño.

BIENVENIDO A APOLLO



Tranquility Base here ...
The Eagle has landed.
Welcome to Apollo

**HAGA CLIC AQUÍ PARA VER EL
VÍDEO ESCOLAR**

ADMINISTRACIÓN



Mrs. DiLago
PRINCIPAL



Mrs. Landress
SUBDIRECTORA



Mrs. Wise
SUBDIRECTORA



OFICINA FRONTAL



Mrs. Patterson




Mrs. Csink



Mrs. Parham

OFFICER PRINCE



PROFESOR DE ACTIVIDAD



P.E
Coach Barbee



**medios de
comunicación**
Mrs. Kunkle



ARTE
Mr. Lake



MÚSICA
Mr. Ross



EQUIPO DE KINDERGARTEN



Mrs. Brust



Mrs. Delgado




Mrs. Hale



Mrs. Romani



Mrs. Trujillo



INFORMACIÓN IMPORTANTE

- Desayuno 7:30 am
- La escuela empieza a las 8:00 am
- Tardío 8:00 am
- Despido **2:30 pm** (SUJETO A CAMBIOS)
 - Por favor traiga la etiqueta del auto
- Viernes de salida anticipada **1:15 pm** (SUJETO A CAMBIOS)

Cambios de Transporte

DEBE hacerse en la oficina principal o mediante una nota escrita.



ATUENDO



Vestimenta
apropiada
para la
escuela



Zapatos cerrados



NO Crocs, Slides, Sandals

POR FAVOR TRAE...



Botella de
agua

con el nombre de
su hijo dentro



Aperitivos



Auriculares



Mochila

con el nombre de su
hijo dentro
**Mantenga un cambio
de ropa en la mochila
de su hijo en todo
momento.**



Suéter

con el nombre de
su hijo dentro

DINERO

DINERO DEL ALMUERZO:

- El dinero para el almuerzo solo se acepta por la mañana antes de clases en la cafetería..
 - **Proporcione dinero en un sobre con el nombre, apellido y nombre del maestro de su hijo..**
- Si desea agregar fondos a la cuenta de su hijo, lo mejor es crear una cuenta en el sitio web My Payment Plus.

OTRO DINERO:

- Viaje de estudios
 - Feria del Libro
 - Recaudaciones de fondos
- ➔ **Proporcione dinero en un sobre con el nombre, apellido y nombre del maestro de su hijo.**



PTO

Organización de padres y maestros



- **¿Qué hacemos?**
 - Ayuda cuando sea necesario en eventos escolares.
 - Durante el horario escolar y después del horario escolar
 - Apoyar a los maestros y al personal con sus necesidades.
- **Voluntarios:**
 - Debe ser un voluntario registrado para participar como voluntario en excursiones y funciones escolares durante el horario escolar.
 - Puede ayudar dentro y fuera del campus (registre sus horas)
- **Organizamos eventos para recaudar fondos:**
 - masa para galletas
 - Festival de Otoño.
 - Noche de espíritu en restaurantes

SAC

Consejo Asesor Escolar



Un equipo con el propósito compartido y significativo de mejorar la experiencia educativa de su hijo y de todos los estudiantes de nuestra escuela.

SAC Los miembros son la VOZ de toda la comunidad escolar.

Nuestra misión: Servir a cada estudiante con la excelencia como estándar.

ACTIVIDADES DE VERANO

- Cortar papel
- Atar los zapatos
- Procedimientos de baño
- escribiendo mi nombre
- Colorante
- Identificar letras y sonidos
- Contando del 1 al 10
- Identificar formas
- Reconocer los números del 1 al 10
- Hacer patrones

