



# **APOLLO ELEMENTARY KINDERGARTEN ORIENTATION 2024**



April 10, 2024



# A WELCOME FROM OUR ASSISTANT SUPERINTENDENT TARA HARRIS



# BREVARD PUBLIC SCHOOLS

The *mission* of  
Brevard Public Schools is to  
serve every student  
with excellence as the  
standard.





# BPS MOBILE APP




Stay informed! Download the BPS app for updates and information.





App provides access to:

- Calendars
- Breakfast/Lunch Menus
- FOCUS
- and so much more!



# Summer Learning Activities

## June 2024

Sunday	Monday	Tuesday	Wednesday	Thursday	Friday	Saturday
						1 Look at a calendar and help your child count the days until school starts.
2 Visit your public library. Find out about their summer reading program.	3 Talk with your child about the importance of sharing. This is an essential skill in school.	4 Help your child make a choice today. Making choices builds independence.	5 Say "please" and "thank you" often. Your child will too.	6 Encourage your young artist. Provide crayons, paint and paper and allow time to explore.	7 Ask your child to pick up toys at the end of play. Thank your child for helping.	8 Ask your child to tell you a story. Write it down and read it back.
9 Attend story time at a local library or	10 Take a walk outside and count as many sidewalk as you can.	11 Bake cookies with your child and count the number of in you make or eat.	12 Read-aloud tip: Find a picture book without words and ask your child to tell the story based on what he or she sees.	13 Have your child practice saying his or her first and last name.	14 Take a walk around your house and find as many different shapes as possible.	15 Encourage your child to wash his or her hands all by him- or herself.
		18 ip your child or writing his or hers. Tip: Write or her name in lighter and let child trace over it.	19 Talk to your child about the fun things you did when you were in kindergarten.	20 Talk to your child about the fun things you did when you were in kindergarten.	21 Take time to play outside. Practice throwing and catching a ball.	22 Put on some music and dance with your child.
		25 gination is so important! Help child build a set of blankets and sheets.	26 Read-aloud tip: Prior to reading the book to your child, have them look at the pictures and predict what they think the story will be about.	27 Take a walk outside and point out living and non-living things.	28 When the sun has set, step outside and count as many stars as you can.	29 Did you know that Brevard County has 108 parks? Visit one near your house.
						

## July 2024

Tuesday	Wednesday	Thursday	Friday	Saturday
2 Take a trip to the library and have kid pick out his or her own book.	3 As you are driving, have your child point out letters and numbers that they see on signs and license plates.	4 Happy Fourth of July! Talk to your child about independence and why we celebrate this special day.	5 Practice having your child say his or her name, and phone number.	6 Use safety scissors and old magazines to help your child make a collage of things they love to do.
9 Encourage your child to dress him- or herself.	10 Hopping Day! Try hopscotch or jumping rope.	11 Help your child measure how tall he or she is. Let them help you measure how tall you are. Talk about how your heights are different.	12 Let your child help you set the table for dinner.	13 Practice taking turns by playing Tic-Tac-Toe.
14 Sing Heels, Shoulders, Knees and Toes with your child. Help them point to each body part as they sing.	16 Choose a piece of recycling and help your child make an instrument.	17 Paint with Ice. Make colored ice cubes with food coloring. Allow your child to paint with the ice on paper.	18 Look for the first letter in your name today. See how many times you can find it.	20 Read-aloud tip: Prior to reading the book, help your child point out the cover, title and author.
21 It is almost time for school! Take time to drive past your child's new school to show them where they will go.	22 Name the colors of fruits while grocery shopping.	23 Let your child help you prepare a meal. Have your child help measure, stir and set timers.	25 Practice using buttons, zippers and tying shoelaces.	26 Sing the ABC song.
28 During bath time let your child use different size plastic containers to measure water. Talk about more and less.	29 Talk about what you are most excited about doing in kindergarten.	30 Kindergarten is around the corner. Practice your morning goodbye routine.		27 School is close! Draw a picture of your family to show your teacher.
0		31 Talk about friendship. Ask your child, "What makes a friend a good friend?"		

## Getting Ready for THE FIRST DAY

You've done all that you can to help your child get ready for kindergarten—congratulations!

The following tips and advice will help ensure that your child's first day of kindergarten goes smoothly.

- Take advantage of opportunities for your child to become familiar with the school, meet his/her teacher, and visit the classroom.
- Explain what your child can expect to happen. Answer questions about kindergarten simply and honestly.
- Make sure your child understands how he/she will get to school, and what will happen when school is over. If riding a bus, make sure your kindergartener knows his/her bus number.

*On that first day, be sure to take a picture of your child to remember this special day!*

**C**hildren take cues from their parents. As you get ready for the first day, be calm, and let your child know that you are confident he/she will have a wonderful day.



The move from preschool/home to Kindergarten is one of the most important *transitions* a child will make.



# WELCOME TO APOLLO



Tranquility Base here ...  
The Eagle has landed.  
Welcome to Apollo

[CLICK HERE FOR SCHOOL VIDEO](#)

# ADMINISTRATION



Mrs. DiLago  
**PRINCIPAL**



Mrs. Landress  
**ASSISTANT PRINCIPAL**



Mrs. Wise  
**ASSISTANT PRINCIPAL**





# FRONT OFFICE



Mrs. Patterson




Mrs. Csink



Mrs. Parham

# OFFICER PRINCE



# ACTIVITY TEACHERS



**P.E**  
Coach Barbee



**MEDIA**  
Mrs. Kunkle



**ART**  
Mr. Lake



**MUSIC**  
Mr. Ross





# KINDERGARTEN TEAM



Mrs. Brust



Mrs. Delgado




Mrs. Hale



Mrs. Romani



Mrs. Trujillo



# IMPORTANT INFORMATION

- Breakfast 7:30 am
- School Starts at 8:00 am
- Tardy 8:00 am
- Dismissal **2:30 pm** (SUBJECT TO CHANGE)
  - Please bring car tag
- Early Release Friday **1:15 pm** (SUBJECT TO CHANGE)

## Transportation Changes

MUST be made at the front office or a written note.



# ATTIRE



School  
appropriate  
attire



Close-toed shoes



**NO** Crocs, Slides, Sandals



# PLEASE BRING...



Water bottle  
with your child's name  
inside



Snacks



Headphones



Backpack  
with your child's name  
inside  
**Please keep a change  
of clothes in your  
child's backpack at  
all times.**



Sweater  
with your child's name  
inside


# Money

## LUNCH Money:

- Lunch money is only accepted in the morning before school in the cafeteria.
  - Provide money in an envelope with your child's first, last name and teacher name.
- If you would like to add funds to your child's account, it's best to create an account with My Payment Plus website.

## OTHER Money:

- Field Trip
- Book Fair
- Fundraisers



Provide money in an envelope with your child's first, last name and teacher name.



# PTO

## Parent Teacher Organization



- **What we do?**
  - Help when needed on School events.
  - During school hours and After school hours
  - Support Teachers and Staff with their needs.
- **Volunteers:**
  - Must be a registered volunteer to volunteer for field trips and school functions during school hours.
  - Can help on campus and off campus (log your hours)
- **We host fundraisers:**
  - Cookie Dough
  - Fall festival.
  - Spirit Night at restaurants



# SAC

## School Advisory Council



A team with shared and meaningful purpose of improving the education experience of your child and all the students at our school.

**SAC members are the VOICE of the entire school community.**

**Our Mission:** To serve every student with excellences as the standard.

# Summer Activities

- Cutting Paper
- Tying Shoes
- Bathroom Procedures
- Writing my name
- Coloring
- Identifying Letters & Sounds
- Counting 1-10
- Identifying Shapes
- Recognize numbers 1-10
- Making Patterns



An underwater scene with a blue background, sun rays, and various colorful coral reefs. A white rounded rectangle is centered in the upper half, containing pink text. The coral includes purple, blue, orange, and red varieties.

**DON'T FORGET TO  
FILL OUT THE TITLE 1  
SURVEY**