


Industry Certification Results 2011 - 2012



Brevard Public Schools
Dr. Brian T. Binggeli, Superintendent

SCHOOL BOARD OF BREVARD COUNTY


Educational Services Facility
2700 Judge Fran Jamieson Way
Viera, FL 32940-6601

SCHOOL BOARD MEMBERS

Dr. Barbara A. Murray, Chairman
Amy Kneessy, Vice Chairman
Dr. Michael Krupp
Karen Henderson
Andy Ziegler

SUPERINTENDENT

Dr. Brian T. Binggeli



DIVISION OF CURRICULUM AND INSTRUCTION

ASSOCIATE SUPERINTENDENT

Cyndi Van Meter

**OFFICE OF CAREER &
TECHNICAL EDUCATION**

Janice Scholz
Director

Table of Contents

- Introduction1**
- Industry Certification District Results3**
- Industry Certification Results By School7**
 - Astronaut High School9
 - Bayside High School.....10
 - Cocoa Beach Jr./Sr. High School11
 - Cocoa High School12
 - Eau Gallie High School13
 - Edgewood Jr./Sr. High School.....14
 - Heritage High School15
 - Melbourne High School16
 - Merritt Island High School.....17
 - Palm Bay High School18
 - Rockledge High School.....19
 - Satellite High School20
 - Space Coast Jr./Sr. High School21
 - Titusville High School.....22
 - Viera High School.....23
- Industry Certification Results By Assessment25**
- Industry Certification Results; 3 Year Summary31**

This page intentionally left blank.

Introduction

Secondary schools around the nation are involved at various stages in high school redesign initiatives. This reform is based on the belief that setting high standards and establishing measurable goals can improve individual outcomes in education to ensure that all students graduating from high school are prepared to continue postsecondary education and have the competencies to enter the workforce. Today's educational environment is heavily focused on accountability, standards and assessment. At the same time, industry is seeking assurances that job seekers have the skills required to fill their openings.

At the local, state and federal levels, CTE programs are being tasked with providing students with credentials and certifications which are recognized and valued by our business and industry partners. Having a strong connection to industry, career and technical education has long understood the importance of industry recognized credentials and certifications.

Brevard Public School's *Rigorous Course Requirement* graduation requirement is ambitious and helps to prepare our graduates to be successful after high school graduation. To ensure every BPS graduate is postsecondary and/or workforce ready, students are required to complete a program of study which includes a minimum of 3 credits in one of the following areas:

- Approved Dual Enrollment, AP, IB, AICE or approved Honor Courses
- or
- Sequential CTE program of study resulting in a credential endorsed by a national, state or local industry

The BPS goal is that by 2013, *ninety percent (90%) of all high school students enrolled in a Career and Technical Education program of study, who participate in the approved industry certification assessment, will achieve a passing score on the assessment.* The CTE department has identified student industry credentials that meet the rigorous course requirements.

At the state level, Florida Statutes require that career and professional academies be coordinated with the appropriate industry indicating that all components of the program are relevant and appropriate to prepare the student for further education and for employment in that industry. Florida Statutes further define that the State Board of Education together with Workforce Florida, Inc. will develop and adopt rules for implementing an industry certification process, based upon the highest available national standards for specific industry certification, to ensure student skill proficiency and to address emerging labor market and industry trends.

Starting with SY 2009-10, Florida Statutes require a portion of the high school grade be determined by students' participation and performance in industry certifications, along with AP, IB, AICE and dual enrollment. Florida Statues further expand the requirements

for CTE industry certification by including student attainment of CTE industry certifications as one of the three Standard High School Diploma Designations.

At the federal level, the Carl D. Perkins Career and Technical Education Act was reauthorized in 2006 and requires student attainment of career and technical skill proficiencies, including student achievement on technical assessments, that are aligned with industry-recognized standards. They are designed to measure the extent CTE concentrators (3 credits in the same CTE program) are leaving high school with validated technical skills. The Florida DOE approves the Technical Skill Attainment List using the following criteria: requires a minimum of 150 hours instruction, is occupationally specific, is a State or federally regulated professional license, and the certifying agency is accredited.

In response to the federal requirements, future district Perkins funding to BPS includes performance measures, targets and potential sanctions regarding Technical Skill Attainment for program concentrators. The SY 2012-13 target for BPS, set by the Florida DOE, is 99%.

In addition to the local, state and federal requirements for student industry certification, teachers and administrators can use assessment results to learn about student's skills as well as learn about the effectiveness of instruction and then apply that to instructional improvements. Assessment can be one of the most effective tools for increasing student achievement. By using assessment data for instructional purposes, teachers can improve program curriculum, identify instructional needs and maintain a continuous improvement process.

Focused on the new vision of Career and Technical Education, assessments are to be utilized for CTE students as they complete their technical program of study. Assessments, while required at the federal, state and district levels, measure student understanding of both the knowledge and skills that are the foundation of the CTE program.

It is imperative that teachers and administrators maintain a positive perception of the value of technical skill attainment. Not only does it meet new local, state and federal requirements for CTE programs, assessments can provide a continuous improvement model for CTE instruction. Industry certifications can also provide business and industry with the assurance that CTE concentrators have the skills required to fill their openings; a win-win situation for all.

Industry Certification District Results



Brevard
Public
Schools

THE FUTURE
OF FLORIDA'S
SPACE COAST

)

This page intentionally left blank.

2011-12 District Industry Certification

School	# Students Identified	# Participants	# In Progress	# Passing	# Failing	# Completing Participants	% Participants	% Passing	% Failing	% In Progress
AHS	278	274	75	174	25	199	99%	87%	13%	27%
BHS	291	291	7	237	47	284	100%	83%	17%	2%
CBHS	67	67	6	39	22	61	100%	64%	36%	9%
CHS	126	126	0	50	74	124	100%	40%	60%	0%
EGHS	139	138	22	95	21	116	99%	82%	18%	16%
EHS	9	9	0	3	6	9	100%	33%	67%	0%
HHS	216	212	55	79	78	157	98%	50%	50%	26%
MHS	331	330	67	137	126	263	100%	52%	48%	20%
MIHS	197	197	26	156	15	171	100%	91%	9%	13%
PBHS	290	265	74	157	34	191	91%	82%	18%	26%
RHS	171	171	0	152	19	171	100%	89%	11%	0%
SCHS	177	176	3	93	80	173	99%	54%	46%	2%
SHS	111	111	11	69	31	100	100%	69%	31%	10%
THS	298	292	0	230	62	292	98%	79%	21%	0%
'HS	400	394	128	188	78	266	99%	71%	29%	32%
Total	3101	3051	474	1859	718	2577	98%	72%	28%	15%

This page intentionally left blank.

Industry Certification Results By School



This page intentionally left blank.

2011-12 Industry Certification Results
Astronaut

School	Program	Assessment	School Grade	# Students Identified	# Participants	# In Progress	# Passing	# Failing	# Completing Participants	% Participants	% Passing	% Failing	% In Progress	% Completing Participants
AHS	Accounting Applications	NOCTI - Accounting Basics		4	4	0	3	1	4	100%	75%	25%	0%	100%
AHS	Construction Tech	NCCER Carpentry	X	69	65	18	46	1	47	94%	98%	2%	28%	72%
AHS	Digital Design	Adobe: Photoshop	X	30	30	0	30	0	30	100%	100%	0%	0%	100%
AHS	Drafting/ILL Design	Autodesk - Certified User AutoCAD	X	19	19	0	12	7	19	100%	63%	37%	0%	100%
AHS	Engineering Technology	Solidworks	X	23	23	0	10	13	23	100%	43%	57%	0%	100%
AHS	Finance Academy	MOS Bundle	X	58	58	57	1	0	1	100%	100%	0%	98%	2%
AHS	First Responder	CMAA	X	13	13	0	13	0	13	100%	100%	0%	0%	100%
AHS	Patient Care Assisting	C N A	X	34	34	0	34	0	34	100%	100%	0%	0%	100%
AHS	Web Development	Adobe: Dreamweaver	X	28	28	0	25	3	28	100%	89%	11%	0%	100%
AHS	School Total			278	274	75	174	25	199	98.6%	87.4%	12.6%	27.4%	72.6%

2011-12 Industry Certification Results
Bayside

School	Program	Assessment	School Grade	# Students Identified	# Participants	# In Progress	# Passing	# Failing	# Completing Participants	% Participants	% Passing	% Failing	% In Progress	% Completing Participants
BHS	Admin Office Specialist	MOS Bundle	X	25	25	7	18	0	18	100%	100%	0%	28%	72%
BHS	Comm Tech	Adobe: Photoshop	X	33	33	0	31	2	33	100%	94%	6%	0%	94%
BHS	Culinary Arts	ServSafe Manager	X	105	105	0	94	11	105	100%	90%	10%	0%	90%
BHS	Culinary Arts	ProStart Certificate of Achievement	X	2	2	0	2	0	2	100%	100%	0%	0%	100%
BHS	Digital Design	Adobe: Dreamweaver	X	5	5	0	4	1	5	100%	80%	20%	0%	80%
BHS	Digital Design	Adobe: Photoshop	X	26	26	0	22	4	26	100%	85%	15%	0%	85%
BHS	Drafting/ILL Design	Autodesk - Certified User AutoCAD	X	23	23	0	23	0	23	100%	100%	0%	0%	100%
BHS	Engineering Technology	Solidworks	X	23	23	0	8	15	23	100%	35%	65%	0%	35%
BHS	Patient Care Assisting	C N A	X	15	15	0	15	0	15	100%	100%	0%	0%	100%
BHS	PC Support	CompTIA A+	X	9	9	0	0	9	9	100%	0%	100%	0%	0%
BHS	TV Production	NOCTI - Television Production		25	25	0	20	5	25	100%	80%	20%	0%	80%
BHS		School Total		291	291	7	237	47	284	100.0%	83.5%	16.5%	2.4%	81.4%

2011-12 Industry Certification Results
Cocoa Beach

School	Program	Assessment	School Grade	# Students Identified	# Participants	# In Progress	# Passing	# Failing	# Completing Participants	% Participants	% Passing	% Failing	% In Progress	% Completing Participants
CBHS	CCC	MOS Bundle	X	13	13	3	7	3	10	100%	70%	30%	23%	23%
CBHS	Fashion Design	NOCTI - Apparel & Text Prod & Mer		13	13	0	6	7	13	100%	46%	54%	0%	54%
CBHS	GIS Technology	GIS Technician	X	15	15	0	11	4	15	100%	73%	27%	0%	27%
CBHS	Int'l Business	MOS Bundle	X	18	18	3	15	0	15	100%	100%	0%	17%	0%
CBHS	Marketing	A*S*K* Fundamentals		8	8	0	0	8	8	100%	0%	100%	100%	0%
CBHS	School Total			67	67	6	39	22	61	100.0%	63.9%	36.1%	9.0%	32.8%

2011-12 Industry Certification Results
Cocoa

School	Program	Assessment	School Grade	# Students Identified	# Participants	# In Progress	# Passing	# Failing	# Completing Participants	% Participants	% Passing	% Failing	% In Progress	% Completing Participants
CHS	Accounting Applications	NOCTI - Accounting Basics		5	5	0	0	3	3	100%	0%	100%	0%	60%
CHS	Automotive Collision	NA3SA - At least one instance		41	41	0	10	31	41	100%	24%	76%	0%	100%
CHS	Culinary Arts	ServSafe Manager	X	22	22	0	17	5	22	100%	77%	23%	0%	100%
CHS	Drafting/ILL Design	Autodesk Certified User - AutoCad	X	28	28	0	10	18	28	100%	36%	64%	0%	100%
CHS	PC Support	CompTIA A+	X	3	3	0	0	3	3	100%	0%	100%	0%	100%
CHS	Web Development	Adobe: Dreamweaver	X	24	24	0	11	13	24	100%	46%	54%	0%	100%
CHS	Web Development	Adobe: Photoshop	X	3	3	0	2	1	3	100%	67%	33%	0%	100%
CHS		School Total		126	126	0	50	74	124	100.0%	40.3%	59.7%	0.0%	98.4%
	Automotive Collision	NA3SA - MEC		4	4	0	4	0	0					
		NA3SA - Non Structural		4	4	0	4	0	0					
		NA3SA - P&R		41	41	0	9	32	32					
		NA3SA - Structural A&D		7	7	0	7	0	0					

2011-12 Industry Certification Results
Eau Gallie

School	Program	Assessment	School Grade	# Students Identified	# Participants	# In Progress	# Passing	# Failing	# Completing Participants	% Participants	% Passing	% Failing	% In Progress	% Completing Participants
EGHS	Automotive Service Tech	NA3SA - At least one instance		24	24	0	16	8	24	100%	67%	33%	0%	100%
EGHS	Drafting - CCC	Autodesk - Certified User AutoCAD	X	2	2	0	2	0	2	100%	100%	0%	0%	100%
EGHS	Drafting/ILL Design	Autodesk - Certified User AutoCAD	X	8	8	0	8	0	8	100%	100%	0%	0%	100%
EGHS	Early Childhood Ed	Staff Credential		32	32	22	10	0	10	100%	100%	0%	69%	31%
EGHS	Engineering Technology	Solidworks	X	14	14	0	6	8	14	100%	43%	57%	0%	100%
EGHS	Fashion Design Services	NOCTI - Apparel & Text Prod & Mer		3	3	0	2	1	3	100%	67%	33%	0%	100%
EGHS	New Media	Adobe: Photoshop	X	43	42	0	41	1	42	98%	98%	2%	0%	100%
EGHS	Web Development	Adobe: Dreamweaver	X	13	13	0	10	3	13	100%	77%	23%	0%	100%
EGHS		School Total		139	138	22	95	21	116	99.3%	81.9%	18.1%	15.9%	84.1%
	Automotive Service Tech	NA3SA - Brakes		24	24	0	16	8	24					
		NA3SA - Engine		1	1	0	0	1	1					

2011-12 Industry Certification Results
Edgewood

School	Program	Assessment	School Grade	# Students Identified	# Participants	# In Progress	# Passing	# Failing	# Completing Participants	% Participants	% Passing	% Failing	% In Progress	% Completing Participants
EHS	Digital Design	Adobe: Photoshop	X	7	7	0	1	6	7	100%	14%	86%	0%	100%
EHS	TV Production	NOCTI - Television Production		2	2	0	2	0	2	100%	100%	0%	0%	100%
EHS		School Total		9	9	0	3	6	9	100.0%	33.3%	66.7%	0.0%	100.0%

2011-12 Industry Certification Results
Heritage

School	Program	Assessment	School Grade	# Students Identified	# Participants	# In Progress	# Passing	# Failing	# Completing Participants	% Participants	% Passing	% Failing	% In Progress	% Completing Participants
HHS	Automotive Service Tech	NA3SA - At least one instance		61	61	0	31	30	61	100%	51%	49%	0%	51%
HHS	Business S & Mgmt	MOS Bundle	X	56	56	55	1	0	1	100%	100%	0%	98%	2%
HHS	Drafting/ILL Design	Autodesk - Certified User AutoCAD	X	5	5	0	3	2	5	100%	60%	40%	0%	60%
HHS	Health & Wellness	ACSM Personal Trainer	X	20	18	0	0	18	18	90%	0%	100%	0%	0%
HHS	Health & Wellness	CMAA	X	43	42	0	34	8	42	100%	81%	19%	0%	79%
HHS	Medical Admin Assist	CMAA	X	17	16	0	9	7	16	94%	56%	44%	0%	53%
HHS	PC Support	CompTIA A+	X	14	14	0	1	13	14	100%	7%	93%	0%	7%
HHS		School Total		216	212	55	79	78	157	98.1%	50.3%	49.7%	25.9%	72.7%
	Automotive Service Tech	NA3SA - Brakes		61	60	0	21	39	60					
		NA3SA - Electrical		20	20	0	20	0	20					

2011-12 Industry Certification Results
Melbourne

School	Program	Assessment	School Grade	# Students Identified	# Participants	# In Progress	# Passing	# Failing	# Completing Participants	% Participants	% Passing	% Failing	% In Progress	% Completing Participants
MHS	Construction Tech	NCCER Carpentry	X	34	34	23	11	0	11	100%	100%	0%	68%	32%
MHS	Culinary Arts	ServSafe	X	56	56	0	44	12	56	100%	79%	21%	0%	100%
MHS	Engineering Technology	Solidworks	X	20	20	0	8	12	20	100%	40%	60%	0%	100%
MHS	Fashion Design Services	NOCTI - Apparel & Text Prod & Mer		8	8	0	8	0	8	100%	100%	0%	0%	100%
MHS	Finance Academy	MOS Bundle	X	87	87	44	14	29	43	100%	33%	67%	51%	49%
MHS	New Media	Adobe: Photoshop	X	64	63	0	13	50	63	98%	21%	79%	0%	100%
MHS	New Media	Adobe: Dreamweaver	X	0	0	0	0	0	0	0%	0%	0%	0%	100%
MHS	Patient Care Assisting	C N A	X	13	13	0	12	1	13	100%	92%	8%	0%	100%
MHS	TV Production	NOCTI - Television Production		18	18	0	11	7	18	100%	61%	39%	0%	100%
MHS	Web Development	Adobe: Dreamweaver	X	31	31	0	16	15	31	100%	52%	48%	0%	100%
MHS		School Total		331	330	67	137	126	263	99.7%	52.1%	47.9%	20.3%	79.7%

2011-12 Industry Certification Results
Merritt Island

School	Program	Assessment	School Grade	# Students Identified	# Participants	# In Progress	# Passing	# Failing	# Completing Participants	% Participants	% Passing	% Failing	% In Progress	% Completing Participants
MIHS	Admin Office Specialist	MOS Bundle	X	22	22	1	19	2	21	100%	90%	10%	5%	95%
MIHS	Automotive Service Tech	NA3SA - At least one instance		23	23	0	17	6	23	100%	74%	26%	0%	100%
MIHS	Digital Design	Adobe: Photoshop	X	33	33	0	33	0	33	100%	100%	0%	0%	100%
MIHS	Drafting/ILL Design	Autodesk - Certified User AutoCAD	X	7	7	0	6	1	7	100%	86%	14%	0%	100%
MIHS	Early Childhood Ed	Staff Credential		31	31	25	6	0	6	19%	100%	0%	81%	19%
MIHS	Hosp & Tourism	ServSafe	X	14	14	0	12	2	14	100%	86%	14%	0%	100%
MIHS	Marketing Mgmt	A*S*K* Fundamentals		5	5	0	1	4	5	100%	20%	80%	0%	100%
MIHS	PLTW - ENGINEERING	Autodesk: Inventor	X	8	8	0	8	0	8	100%	100%	0%	0%	100%
MIHS	Web Development	Adobe: Photoshop	X	14	14	0	14	0	14	100%	100%	0%	0%	100%
MIHS	Web Development	Adobe: Dreamweaver	X	37	37	0	37	0	37	100%	100%	0%	0%	100%
MIHS	Web Development	Adobe: Flash	X	3	3	0	3	0	3	100%	100%	0%	0%	100%
MIHS		School Total		197	197	26	156	15	171	100.0%	91.2%	8.8%	13.2%	86.8%
	Auto Service Tech	NA3SA - Brakes		19	19	0	13	6	19					
		NA3SA - Electrical		9	9	0	9	0	9					
		NA3SA - Engine		4	4	0	4	0	4					
		NA3SA - Auto Suspension		8	8	0	8	0	8					

2011-12 Industry Certification Results
Palm Bay

School	Program	Assessment	School Grade	# Students Identified	# Participants	# In Progress	# Passing	# Failing	# Completing Participants	% Participants	% Passing	% Failing	% In Progress	% Completing Participants
PBHS	Admin Office Specialist	MOS Bundle	X	27	27	27	0	0	0	100%	0%	0%	100%	0%
PBHS	Comm Tech	Adobe: Photoshop	X	33	20	0	19	1	20	61%	95%	5%	0%	100%
PBHS	Comm Tech	Adobe: Dreamweaver	X	1	1	0	1	0	1	100%	100%	0%	0%	100%
PBHS	Comm Tech	Adobe: Flash	X	12	12	0	12	0	12	100%	100%	0%	0%	100%
PBHS	Construction Tech	NCCER Carpentry	X	29	29	23	6	0	6	100%	100%	0%	79%	21%
PBHS	Criminal Justice	NOCTI - Criminal Justice		27	27	0	27	0	27	100%	100%	0%	0%	100%
PBHS	Culinary Arts	ServSafe	X	34	34	0	27	7	34	100%	79%	21%	0%	100%
PBHS	Drafting/ILL Design	Autodesk - Certified User AutoCAD	X	9	9	0	8	1	9	100%	89%	11%	0%	100%
PBHS	Early Childhood Ed	Staff Credential		36	36	24	12	0	12	100%	100%	0%	67%	33%
PBHS	Engineering Technology	Solidworks	X	12	12	0	6	6	12	100%	50%	50%	0%	100%
PBHS	Fashion Design Services	NOCTI - Apparel & Text Prod & Mer		12	12	0	11	1	12	100%	92%	8%	0%	100%
PBHS	Patient Care Assisting	C N A	X	11	10	0	9	1	10	91%	90%	10%	0%	100%
PBHS	Web Development	Adobe: Photoshop	X	2	2	0	1	1	2	100%	50%	50%	0%	100%
PBHS	Web Development	Adobe: Dreamweaver	X	45	34	0	18	16	34	76%	53%	47%	0%	100%
School Total				290	265	74	157	34	191	91.4%	82.2%	17.8%	25.5%	72.1%

2011-12 Industry Certification Results
Rockledge

School	Program	Assessment	School Grade	# Students Identified	# Participants	# In Progress	# Passing	# Failing	# Completing Participants	% Participants	% Passing	% Failing	% In Progress	% Completing Participants
RHS	Automotive Service Tech	NA3SA - At least one instance		30	30	0	13	17	30	100%	43%	57%	0%	100%
RHS	Criminal Justice	NOCTI - Criminal Justice		5	5	0	5	0	5	100%	100%	0%	0%	100%
RHS	Digital Design	Adobe: Photoshop	X	49	49	0	48	1	49	100%	98%	2%	0%	100%
RHS	Drafting/ILL Design	Autodesk - Certified User AutoCAD	X	14	14	0	14	0	14	100%	100%	0%	0%	100%
RHS	Fashion Design Services	NOCTI - Apparel & Text Prod & Mer		7	7	0	7	0	7	100%	100%	0%	0%	100%
RHS	Hosp & Tourism	ServSafe	X	39	39	0	39	0	39	100%	100%	0%	0%	100%
RHS	Patient Care Assisting	C N A	X	16	16	0	16	0	16	100%	100%	0%	0%	100%
RHS	Web Development	Adobe: Dreamweaver	X	10	10	0	9	1	10	100%	90%	10%	0%	100%
RHS	Web Development	Adobe: Flash	X	1	1	0	1	0	1	100%	100%	0%	0%	100%
RHS		School Total		171	171	0	152	19	171	100.0%	88.9%	11.1%	0.0%	100.0%
Automotive Service Tech														
		NA3SA - Brakes		28	28	0	11	17	28					
		NA3SA - Engine Repair		6	6	0	6	0	6					
		NA3SA - Steering & Suspension		1	1	0	1	0	1					

2011-12 Industry Certification Results
Satellite

School	Program	Assessment	School Grade	# Students Identified	# Participants	# In Progress	# Passing	# Failing	# Completing Participants	% Participants	% Passing	% Failing	% In Progress	% Completing Participants
SHS	Automotive Service Tech	NA3SA - Brakes		37	37	0	14	23	37	100%	38%	62%	0%	100%
SHS	Comm Tech	Adobe: Photoshop	X	20	20	0	14	6	20	100%	70%	30%	0%	100%
SHS	Drafting/ILL Design	Autodesk - Certified User AutoCAD	X	18	18	0	18	0	18	100%	100%	0%	0%	100%
SHS	Early Childhood Ed	Staff Credential		20	20	11	9	0	9	100%	100%	0%	55%	45%
SHS	Fashion Design Services	NOCTI - Apparel & Text Prod & Mer		15	15	0	14	1	15	100%	93%	7%	0%	100%
SHS	Marketing	A*S*K* Fundamentals		1	1	0	0	1	1	100%	0%	100%	0%	100%
School Total				111	111	11	69	31	100	100.0%	69.0%	31.0%	9.9%	90.1%

2011-12 Industry Certification Results
Space Coast

School	Program	Assessment	School Grade	# Students Identified	# Participants	# In Progress	# Passing	# Failing	# Completing Participants	% Participants	% Passing	% Failing	% In Progress	% Completing Participants
\$CHS	A/C Refrig & Heat	HEAT	X	22	22	0	20	2	22	100%	91%	9%	0%	100%
\$CHS	Admin Office Specialist	MOS Bundle	X	73	72	3	9	60	69	99%	13%	87%	4%	96%
\$CHS	Drafting	Autodesk - Certified User AutoCAD	X	16	16	0	16	0	16	100%	100%	0%	0%	100%
\$CHS	Engineering Technology	Solidworks	X	28	28	0	18	10	28	100%	64%	36%	0%	100%
\$CHS	Teacher Assisting	ParaPro Assessment		21	21	0	20	1	21	100%	95%	5%	0%	100%
\$CHS	TV Production	NOCTI - Television Production		17	17	0	10	7	17	100%	59%	41%	0%	100%
				177	176	3	93	80	173	99.4%	53.8%	46.2%	1.7%	98.3%
School Total														

2011-12 Industry Certification Results
Titusville


School	Program	Assessment	School Grade	# Students Identified	# Participants	# In Progress	# Passing	# Failing	# Completing Participants	% Participants	% Passing	% Failing	% In Progress	% Completing Participants
THS	Automotive Service Tech	NA3SA - At least one instance		27	27	0	17	10	27	100%	63%	37%	0%	100%
THS	Culinary Arts	ServSafe	X	87	83	0	51	32	83	95%	61%	39%	0%	100%
THS	Digital Design	Adobe: Photoshop	X	95	94	0	88	6	94	99%	94%	6%	0%	100%
THS	Fashion Design Services	NOCTI - Apparel & Text Prod & Mer		15	15	0	15	0	15	100%	100%	0%	0%	100%
THS	Patient Care Assisting	C N A	X	38	38	0	37	1	38	100%	97%	3%	0%	100%
THS	TV Production	NOCTI - Television Production		23	22	0	14	8	22	96%	64%	36%	0%	100%
THS	Web Development	Adobe: Dreamweaver	X	13	13	0	8	5	13	100%	62%	38%	0%	100%
THS		School Total		298	292	0	230	62	292	98.0%	78.8%	21.2%	0.0%	100.0%
	Auto Service Tech	NA3SA - Brakes		27	27	0	17	10	27					
		NA3SA - Auto Suspension		7	7	0	7	0	7					
		NA3SA -Engine		2	2	0	2	0	2					

2011-12 Industry Certification Results
Viera

School	Program	Assessment	School Grade	# Students Identified	# Participants	# In Progress	# Passing	# Failing	# Completing Participants	% Participants	% Passing	% Failing	% In Progress	% Completing Participants
VHS	Comm Tech	Adobe: Photoshop	X	64	64	0	53	11	64	100%	83%	17%	0%	100%
VHS	Comm Tech	Adobe: Flash	X	2	2	0	2	0	2	100%	100%	0%	0%	100%
VHS	Comm Tech	Adobe: Premiere Pro	X	1	1	0	1	0	1	100%	100%	0%	0%	100%
VHS	Early Childhood Ed	Staff Credential		45	45	20	25	0	25	100%	100%	0%	44%	56%
VHS	Finance Academy	MOS Bundle	X	178	176	108	37	31	68	99%	54%	46%	61%	39%
VHS	Health Science - Dental	CMAA	X	43	43	0	43	0	43	100%	100%	0%	0%	100%
VHS	Interior Design	Chief Architect		20	20	0	3	17	20	100%	15%	85%	0%	100%
VHS	Marketing Management	A*s*k*		18	17	0	0	17	17	94%	0%	100%	0%	100%
VHS	TV Production	NOCTI - Television Production		29	26	0	24	2	26	90%	92%	8%	0%	100%
VHS		School Total		400	394	128	188	78	266	98.5%	70.7%	29.3%	32.5%	67.5%

This page intentionally left blank.

Industry Certification Results By Assessment



This page intentionally left blank.

2011-12 Industry Certification By Assessment

2,577 Completing Participants

School	Program	Assessment	School Grade	# Students Identified	# Participants	# In Progress	# Passing	# Failing	# Completing Participants	% Participants *	% Passing	% Failing	% In Progress	% Completing Participants	Cost of Assessment
CBHS	Marketing	A*S*K* Fundamentals		8	8	0	0	8	8	100%	0%	100%	100%	100%	\$ 152.00
MIHS	Marketing	A*S*K* Fundamentals		5	5	0	1	4	5	100%	20%	80%	0%	100%	\$ 95.00
SHS	Marketing	A*S*K* Fundamentals		1	1	0	0	1	1	100%	0%	100%	0%	100%	\$ 19.00
VHS	Marketing	A*S*K* Fundamentals		18	17	0	0	17	17	94%	0%	100%	0%	94%	\$ 342.00
		A*S*K* Fundamentals		32	31	0	1	30	31	97%	3%	97%	0%	97%	\$ 608.00
HHS	Health & Wellness	ACSM Personal Trainer	X	20	18	0	0	18	18	90%	0%	100%	0%	90%	\$ 4,740.00
		ACSM Personal Trainer		20	18	0	0	18	18	90%	0%	100%	0%	90%	\$ 4,740.00
AHS	Web Development	Adobe: Dreamweaver	X	28	28	0	25	3	28	100%	89%	11%	0%	100%	
BHS	Digital Design	Adobe: Dreamweaver	X	5	5	0	4	1	5	100%	80%	20%	0%	100%	
CHS	Web Development	Adobe: Dreamweaver	X	24	24	0	11	13	24	100%	46%	54%	0%	100%	
EGHS	Web Development	Adobe: Dreamweaver	X	13	13	0	10	3	13	100%	77%	23%	0%	100%	
MHS	Web Development	Adobe: Dreamweaver	X	31	31	0	16	15	31	100%	52%	48%	0%	100%	
MIHS	Web Development	Adobe: Dreamweaver	X	37	37	0	37	0	37	100%	100%	0%	0%	100%	
PBHS	Web Development	Adobe: Dreamweaver	X	45	34	0	18	16	34	76%	53%	47%	0%	76%	
PBHS	Comm Tech	Adobe: Dreamweaver	X	1	1	0	1	0	1	100%	100%	0%	0%	100%	
RHS	Web Development	Adobe: Dreamweaver	X	10	10	0	9	1	10	100%	90%	10%	0%	100%	
THS	Web Development	Adobe: Dreamweaver	X	13	13	0	8	5	13	100%	62%	38%	0%	100%	
		Adobe: Dreamweaver		207	196	0	139	57	196	95%	71%	29%	0%	95%	\$ -
MIHS	Web Development	Adobe: Flash	X	3	3	0	3	0	3	100%	100%	0%	0%	100%	
PBHS	Comm Tech	Adobe: Flash	X	12	12	0	12	0	12	100%	100%	0%	0%	100%	
RHS	Web Development	Adobe: Flash	X	1	1	0	1	0	1	100%	100%	0%	0%	100%	
VHS	Comm Tech	Adobe: Flash	X	2	2	0	2	0	2	100%	100%	0%	0%	100%	
		Adobe: Flash		18	18	0	18	0	18	100%	100%	0%	0%	100%	\$ -
AHS	Digital Design	Adobe: Photoshop	X	30	30	0	30	0	30	100%	100%	0%	0%	100%	\$ 2,507.50
BHS	Comm Tech	Adobe: Photoshop	X	33	33	0	31	2	33	100%	94%	6%	0%	100%	\$ 2,507.50
BHS	Digital Design	Adobe: Photoshop	X	26	26	0	22	4	26	100%	85%	15%	0%	100%	
CHS	Web Development	Adobe: Photoshop	X	3	3	0	2	1	3	100%	67%	33%	0%	100%	
EGHS	New Media	Adobe: Photoshop	X	43	42	0	41	1	42	98%	98%	2%	0%	98%	\$ 2,507.50
EHS	Digital Design	Adobe: Photoshop	X	7	7	0	1	6	7	100%	14%	86%	0%	100%	
MHS	New Media	Adobe: Photoshop	X	64	63	0	13	50	63	98%	21%	79%	0%	98%	\$ 2,507.50
MIHS	Web Development	Adobe: Photoshop	X	14	14	0	14	0	14	100%	100%	0%	0%	100%	\$ 2,507.50
MIHS	Digital Design	Adobe: Photoshop	X	33	33	0	33	0	33	100%	100%	0%	0%	100%	
PBHS	Comm Tech	Adobe: Photoshop	X	33	20	0	19	1	20	61%	95%	5%	0%	61%	\$ 2,507.50
PBHS	Web Development	Adobe: Photoshop	X	2	2	0	1	1	2	100%	50%	50%	0%	100%	
RHS	Digital Design	Adobe: Photoshop	X	49	49	0	48	1	49	100%	98%	2%	0%	100%	\$ 2,507.50
SHS	Comm Tech	Adobe: Photoshop	X	20	20	0	14	6	20	100%	70%	30%	0%	100%	\$ 2,507.50
THS	Digital Design	Adobe: Photoshop	X	95	94	0	88	6	94	99%	94%	6%	0%	99%	\$ 2,507.50
VHS	Comm Tech	Adobe: Photoshop	X	64	64	0	53	11	64	100%	83%	17%	0%	100%	\$ 2,507.50
		Adobe: Photoshop		516	500	0	410	90	500	97%	82%	18%	0%	97%	\$ 25,075.00
VHS	Comm Tech	Adobe: Premiere Pro	X	1	1	0	1	0	1	100%	100%	0%	0%	100%	
		Adobe: Premiere Pro		1	1	0	1	0	1	100%	100%	0%	0%	100%	\$ -

2011-12 Industry Certification By Assessment

School	Program	Assessment	School Grade	# Students Identified	# Participants	# In Progress	# Passing	# Failing	# Completing Participants	% Participants	% Passing	% Failing	% In Progress	% Completing Participants	Cost of Assessment
AHS	Drafting/ILL Design	Autodesk Certified User - AutoCad	X	19	19	0	12	7	19	100%	63%	37%	0%	100%	\$ 1,297.13
BHS	Drafting/ILL Design	Autodesk Certified User - AutoCad	X	23	23	0	23	0	23	100%	100%	0%	0%	100%	\$ 1,570.21
CHS	Drafting/ILL Design	Autodesk Certified User - AutoCad	X	28	28	0	10	18	28	100%	36%	64%	0%	100%	\$ 1,911.56
EGHS	Drafting/ILL Design	Autodesk Certified User - AutoCad	X	8	8	0	8	0	8	100%	100%	0%	0%	100%	\$ 546.16
EGHS	Drafting -CCC	Autodesk Certified User - AutoCad	X	2	2	0	2	0	2	100%	100%	0%	0%	100%	\$ 136.54
HHS	Drafting/ILL Design	Autodesk Certified User - AutoCad	X	5	5	0	3	2	5	100%	60%	40%	0%	100%	\$ 341.35
MIHS	Drafting/ILL Design	Autodesk Certified User - AutoCad	X	7	7	0	6	1	7	100%	86%	14%	0%	100%	\$ 477.89
PBHS	Drafting/ILL Design	Autodesk Certified User - AutoCad	X	9	9	0	8	1	9	100%	89%	11%	0%	100%	\$ 614.43
RHS	Drafting/ILL Design	Autodesk Certified User - AutoCad	X	14	14	0	14	0	14	100%	100%	0%	0%	100%	\$ 955.78
SCHS	Drafting	Autodesk Certified User - AutoCad	X	16	16	0	16	0	16	100%	100%	0%	0%	100%	\$ 1,092.32
SHS	Drafting/ILL Design	Autodesk Certified User - AutoCad	X	18	18	0	18	0	18	100%	100%	0%	0%	100%	\$ 1,228.86
		Autodesk Certified User - AutoCad		149	149	0	120	29	149	100%	81%	19%	0%	100%	\$ 10,172.23
MIHS	PLTW - ENGINEERING	Autodesk: Inventor	X	8	8	0	8	0	8	100%	100%	0%	0%	100%	\$ 546.16
		Autodesk: Inventor		8	8	0	8	0	8	100%	100%	0%	0%	100%	\$ 546.16
AHS	Patient Care Assisting	C N A	X	34	34	0	34	0	34	100%	100%	0%	0%	100%	\$ 4,012.00
BHS	Patient Care Assisting	C N A	X	15	15	0	15	0	15	100%	100%	0%	0%	100%	\$ 1,770.00
MHS	Patient Care Assisting	C N A	X	13	13	0	12	1	13	100%	92%	8%	0%	100%	\$ 1,534.00
PBHS	Patient Care Assisting	C N A	X	11	10	0	9	1	10	91%	90%	10%	0%	91%	\$ 1,298.00
RHS	Patient Care Assisting	C N A	X	16	16	0	16	0	16	100%	100%	0%	0%	100%	\$ 1,888.00
THS	Patient Care Assisting	C N A	X	38	38	0	37	1	38	100%	97%	3%	0%	100%	\$ 4,484.00
		C N A		127	126	0	123	3	126	99%	98%	2%	0%	99%	\$ 14,986.00
VHS	Interior Design	Chief Architect		20	20	0	3	17	20	100%	15%	85%	0%	100%	\$ 900.00
		Chief Architect		20	20	0	3	17	20	100%	15%	85%	0%	100%	\$ 900.00
AHS	First Responder	CMAA	X	13	13	0	13	0	13	100%	100%	0%	0%	100%	\$ 1,365.00
HHS	Medical Admin Assist	CMAA	X	17	16	0	9	7	16	94%	56%	44%	0%	94%	\$ 1,785.00
HHS	Health & Wellness	CMAA	X	43	42	0	34	8	42	100%	81%	19%	0%	98%	\$ 4,515.00
VHS	Health Science - Dental	CMAA	X	43	43	0	43	0	43	100%	100%	0%	0%	100%	\$ 4,515.00
		CMAA		116	114	0	99	15	114	98%	87%	13%	0%	98%	\$ 12,180.00
BHS	PC Support	CompTIA A+	X	9	9	0	0	9	9	100%	0%	100%	0%	100%	\$ 1,476.00
CHS	PC Support	CompTIA A+	X	3	3	0	0	3	3	100%	0%	100%	0%	100%	\$ 492.00
HHS	PC Support	CompTIA A+	X	14	14	0	1	13	14	100%	7%	93%	0%	100%	\$ 2,296.00
		CompTIA A+		26	26	0	1	25	26	100%	4%	96%	0%	100%	\$ 4,264.00
CBHS	GIS Technology	GIS Technician	X	15	15	0	11	4	15	100%	73%	27%	0%	100%	
		GIS Technician		15	15	0	11	4	15	100%	73%	27%	0%	100%	\$ -
SCHS	A/C Refrig & Heat	HEAT	X	22	22	0	20	2	22	100%	91%	9%	0%	100%	\$ 1,100.00
		HEAT		22	22	0	20	2	22	100%	91%	9%	0%	100%	\$ 1,100.00
AHS	Finance Academy	MOS Bundle	X	58	58	57	1	0	1	100%	100%	0%	98%	2%	\$ 2,950.00
BHS	Admin Office Specialist	MOS Bundle	X	25	25	7	18	0	18	100%	100%	0%	28%	72%	\$ 2,950.00
CBHS	CCC	MOS Bundle	X	13	13	3	7	3	10	100%	70%	30%	23%	77%	\$ 2,950.00
CBHS	Int'l Business	MOS Bundle	X	18	18	3	15	0	15	100%	100%	0%	17%	83%	
HHS	Business S & Mgmt	MOS Bundle	X	56	56	55	1	0	1	100%	100%	0%	98%	2%	\$ 2,950.00
MHS	Finance Academy	MOS Bundle	X	87	87	44	14	29	43	100%	33%	67%	51%	49%	\$ 2,950.00
MIHS	Admin Office Specialist	MOS Bundle	X	22	22	1	19	2	21	100%	90%	10%	5%	95%	\$ 2,950.00
PBHS	Admin Office Specialist	MOS Bundle	X	27	27	27	0	0	0	100%	0%	0%	100%	0%	\$ 2,950.00
SCHS	Admin Office Specialist	MOS Bundle	X	73	72	3	9	60	69	99%	13%	87%	4%	95%	\$ 2,950.00
VHS	Finance Academy	MOS Bundle	X	178	176	108	37	31	68	99%	54%	46%	61%	38%	\$ 2,950.00
		MOS Bundle		557	554	308	121	125	246	99%	49%	51%	125%	44%	\$ 26,550.00


2011-12 Industry Certification By Assessment

School	Program*	Assessment	School Grade	# Students Identified	# Participants	# In Progress	# Passing	# Failing	# Completing Participants	% Participants	% Passing	% Failing	% In Progress	% Completing Participants	Cost of Assessment
CHS	Automotive Collision	NA3SA - At least one instance		41	41	0	10	31	41	100%	24%	76%	0%	100%	\$ 615.00
EGHS	Automotive Service Tech	NA3SA - At least one instance		24	24	0	16	8	24	100%	67%	33%	0%	100%	\$ 360.00
HHS	Automotive Service Tech	NA3SA - At least one instance		61	61	0	31	30	61	100%	51%	49%	0%	100%	\$ 915.00
MIHS	Automotive Service Tech	NA3SA - At least one instance		23	23	0	17	6	23	100%	74%	26%	0%	100%	\$ 345.00
RHS	Automotive Service Tech	NA3SA - At least one instance		30	30	0	13	17	30	100%	43%	57%	0%	100%	\$ 450.00
THS	Automotive Service Tech	NA3SA - At least one instance		27	27	0	17	10	27	100%	63%	37%	0%	100%	\$ 405.00
SHS	Automotive Service Tech	NA3SA - Brakes		37	37	0	14	23	37	100%	38%	62%	0%	100%	\$ 555.00
		NA3SA		243	243	0	118	125	243	100%	49%	51%	0%	100%	\$ 3,645.00
AHS	Construction Tech	NCCER Carpentry	X	69	65	18	46	1	47	94%	98%	2%	28%	68%	\$ 1,725.00
MHS	Construction Tech	NCCER Carpentry	X	34	34	23	11	0	11	100%	100%	0%	68%	32%	\$ 850.00
PBHS	Construction Tech	NCCER Carpentry	X	29	29	23	6	0	6	100%	100%	0%	79%	21%	\$ 725.00
		NCCER Carpentry		132	128	64	63	1	64	97%	98%	2%	100%	48%	\$ 3,300.00
AHS	Accounting Applications	NOCTI - Accounting Basics		4	4	0	3	1	4	100%	75%	25%	0%	100%	\$ 76.00
CHS	Accounting Applications	NOCTI - Accounting Basics		5	5	0	0	3	3	100%	0%	100%	0%	60%	\$ 95.00
		NOCTI - Accounting Basics		9	9	0	3	4	7	100%	43%	57%	0%	78%	\$ 171.00
CBHS	Fashion Design Services	NOCTI - Apparel & Text Prod & Mer		13	13	0	6	7	13	100%	46%	54%	0%	100%	\$ 403.00
EGHS	Fashion Design Services	NOCTI - Apparel & Text Prod & Mer		3	3	0	2	1	3	100%	67%	33%	0%	100%	\$ 93.00
MHS	Fashion Design Services	NOCTI - Apparel & Text Prod & Mer		8	8	0	8	0	8	100%	100%	0%	0%	100%	\$ 248.00
PBHS	Fashion Design Services	NOCTI - Apparel & Text Prod & Mer		12	12	0	11	1	12	100%	92%	8%	0%	100%	\$ 372.00
RHS	Fashion Design Services	NOCTI - Apparel & Text Prod & Mer		7	7	0	7	0	7	100%	100%	0%	0%	100%	\$ 217.00
RHS	Fashion Design Services	NOCTI - Apparel & Text Prod & Mer		15	15	0	14	1	15	100%	93%	7%	0%	100%	\$ 465.00
SHS	Fashion Design Services	NOCTI - Apparel & Text Prod & Mer		15	15	0	15	0	15	100%	100%	0%	0%	100%	\$ 465.00
THS	Fashion Design Services	NOCTI - Apparel & Text Prod & Mer		15	15	0	15	0	15	100%	100%	0%	0%	100%	\$ 465.00
		NOCTI - Apparel & Text Prod & Mer		73	73	0	63	10	73	100%	86%	14%	0%	100%	\$ 2,263.00
PBHS	Criminal Justice	NOCTI - Criminal Justice		27	27	0	27	0	27	100%	100%	0%	0%	100%	\$ 513.00
RHS	Criminal Justice	NOCTI - Criminal Justice		5	5	0	5	0	5	100%	100%	0%	0%	100%	\$ 95.00
		NOCTI - Criminal Justice		32	32	0	32	0	32	100%	100%	0%	0%	100%	\$ 608.00
BHS	TV Production	NOCTI - Television Production		25	25	0	20	5	25	100%	80%	20%	0%	100%	\$ 475.00
EHS	TV Production	NOCTI - Television Production		2	2	0	2	0	2	100%	100%	0%	0%	100%	\$ 38.00
MHS	TV Production	NOCTI - Television Production		18	18	0	11	7	18	100%	61%	39%	0%	100%	\$ 342.00
SCHS	TV Production	NOCTI - Television Production		17	17	0	10	7	17	100%	59%	41%	0%	100%	\$ 323.00
THS	TV Production	NOCTI - Television Production		23	22	0	14	8	22	96%	64%	36%	0%	96%	\$ 437.00
VHS	TV Production	NOCTI - Television Production		29	26	0	24	2	26	90%	92%	8%	0%	90%	\$ 551.00
		NOCTI - Television Production		114	110	0	81	29	110	96%	74%	26%	0%	96%	\$ 2,166.00
SCHS	Teacher Assisting	ParaPro Assessment		21	21	0	20	1	21	100%	95%	5%	0%	100%	\$ 945.00
		ParaPro Assessment		21	21	0	20	1	21	100%	95%	5%	0%	100%	\$ 945.00
BHS	Culinary Arts	ProStart Certificate of Achievement	X	2	2	0	2	0	2	100%	100%	0%	0%	100%	\$ -
		ProStart Certificate of Achievement		2	2	0	2	0	2	100%	100%	0%	0%	100%	\$ -
BHS	Culinary Arts	ServSafe Manager	X	105	105	0	94	11	105	100%	90%	10%	0%	100%	\$ 3,990.00
CHS	Culinary Arts	ServSafe Manager	X	22	22	0	17	5	22	100%	77%	23%	0%	100%	\$ 836.00
MHS	Culinary Arts	ServSafe Manager	X	56	56	0	44	12	56	100%	79%	21%	0%	100%	\$ 2,128.00
MIHS	Hosp & Tourism	ServSafe Manager	X	14	14	0	12	2	14	100%	86%	14%	0%	100%	\$ 980.00
PBHS	Culinary Arts	ServSafe Manager	X	34	34	0	27	7	34	100%	79%	21%	0%	100%	\$ 1,292.00
RHS	Hosp & Tourism	ServSafe Manager	X	39	39	0	39	0	39	100%	100%	0%	0%	100%	\$ 2,730.00
THS	Culinary Arts	ServSafe Manager	X	87	83	0	51	32	83	95%	61%	39%	0%	95%	\$ 3,306.00
		ServSafe Manager		357	353	0	284	69	353	99%	80%	20%	0%	99%	\$15,262.00
AHS	Engineering Technology	Solidworks	X	23	23	0	10	13	23	100%	43%	57%	0%	100%	\$ 2,223.00
BHS	Engineering Technology	Solidworks	X	23	23	0	8	15	23	100%	35%	65%	0%	100%	\$ 2,223.00
GHS	Engineering Technology	Solidworks	X	14	14	0	6	8	14	100%	43%	57%	0%	100%	\$ 2,223.00
MHS	Engineering Technology	Solidworks	X	20	20	0	8	12	20	100%	40%	60%	0%	100%	\$ 2,223.00
PBHS	Engineering Technology	Solidworks	X	12	12	0	6	6	12	100%	50%	50%	0%	100%	\$ 2,223.00
SCHS	Engineering Technology	Solidworks	X	28	28	0	18	10	28	100%	64%	36%	0%	100%	\$ 2,223.00
		Solidworks		120	120	0	56	64	120	100%	47%	53%	0%	100%	\$13,338.00

2011-12 Industry Certification By Assessment

School	Program	Assessment	School Grade	# Students Identified	# Participants	# In Progress	# Passing	# Failing	# Completing Participants	% Participants	% Passing	% Failing	% In Progress	% Completing Participants	Cost of Assessment
EGHS	Early Childhood Ed	Staff Credential		32	32	22	10	0	10	100%	100%	0%	69%	31%	\$ 960.00
MIHS	Early Childhood Ed	Staff Credential		31	31	25	6	0	6	19%	100%	0%	81%	19%	\$ 930.00
PBHS	Early Childhood Ed	Staff Credential		36	36	24	12	0	12	100%	100%	0%	67%	33%	\$ 1,080.00
SHS	Early Childhood Ed	Staff Credential		20	20	11	9	0	9	100%	100%	0%	55%	45%	\$ 600.00
VHS	Early Childhood Ed	Staff Credential		45	45	20	25	0	25	100%	100%	0%	44%	56%	\$ 1,350.00
		Staff Credential		164	164	102	62	0	62	100%	100%	0%	165%	38%	\$ 4,920.00
		Totals		3101	3051	474	1859	718	2577	98%	72%	28%	18%	84%	\$ 147,739.39


Industry Certification Results 3 Year Summary




This page intentionally left blank.

2011-12 Industry Certification 3 Years of Results

Year	# Students Identified	# Participants	# In Progress	# Passing	# Failing	# Completing Participants	% Participants	% Passing	% Failing	% In Progress	% Completing Participants	Cost of Assessments
2011-12	3101	3051	474	1859	718	2577	98%	72%	28%	18%	84%	\$ 147,739.39
2010-11	2638	2318	252	1201	873	2318	88%	52%	38%	11%	88%	\$ 116,330.44
2009-10	2006	1850	50	1026	774	1800	92%	55%	42%	3%	90%	\$79,232.75





NONDISCRIMINATION NOTICE

It is the policy of the School Board of Brevard County to offer the opportunity to all students to participate in appropriate programs and activities without regard to race, color, gender, religion, national origin, disability, marital status, or age, except as otherwise provided by Federal law or by Florida state law.

A student having a grievance concerning discrimination may contact:

Dr. Brian T. Binggeli
Superintendent
Brevard Public Schools

Ms. Cyndi Van Meter
Associate Superintendent,
Division of Curriculum
and Instruction,
Equity Coordinator

Dr. Walter Christy, Director
Office of Secondary Programs

Ms. Pamela Treadwell
Director
ESE Administrative
Support Services
ADA/Section 504 Coordinator

School Board of Brevard County
2700 Judge Fran Jamieson Way
Viera, Florida 32940-6601
(321) 633-1000

It is the policy of the School Board of Brevard County not to discriminate against employees or applicants for employment on the basis of race, color, religion, sex, national origin, participation and membership in professional or political organizations, marital status, age, or disability. Sexual harassment is a form of employee misconduct which undermines the integrity of the employment relationship, and is prohibited. This policy shall apply to recruitment, employment, transfers, compensation, and other terms and conditions of employment.

An employee or applicant having a grievance concerning employment may contact:

Ms. Susan Standley, Director
Office of
Compensation & Benefits

Ms. Joy Salamone, Director
Human Resources Services
and Labor Relations

School Board of Brevard County
2700 Judge Fran Jamieson Way
Viera, Florida 32940-6601
(321) 633-1000

This Publication or portions of this publication can be made available to persons with disabilities in a variety of formats, including large print, Braille or audiotape. Telephone or written request should include your name, address, and telephone number. Requests should be made to Kim Riddle, Exceptional Education Projects, 633-1000, ext. 535, at least two (2) weeks prior to the time you need the publication.

