

VOLUME 23 JANUARY 22, 2024



THE SCOOP



HEAD START NEWS

DUE DATE COMING SOON

Head Start Developmental Assessment

Second Reporting

January 29 to February 2



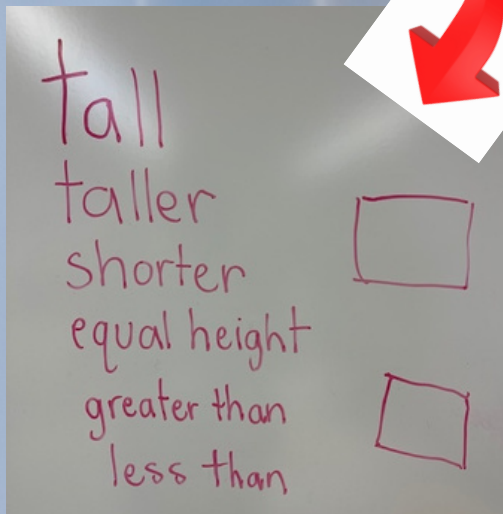
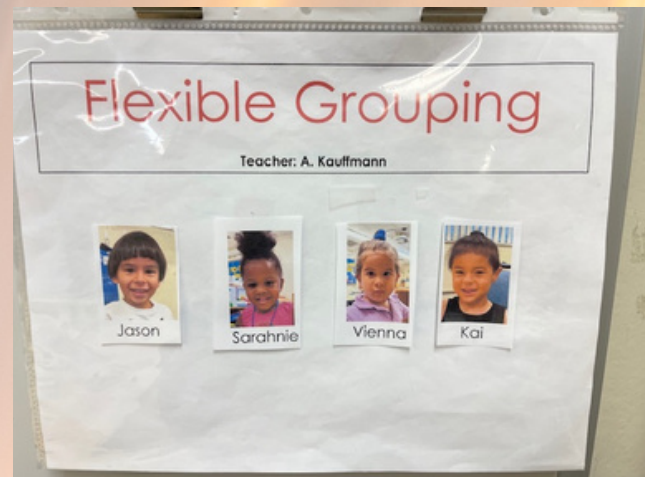
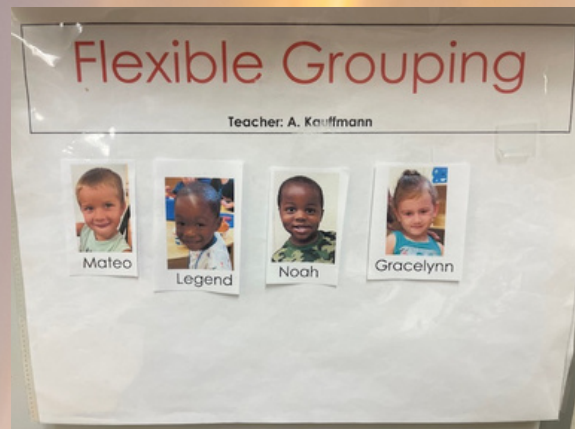

Child data from this assessment must be reviewed and analyzed three times a year. Each child's assessment data is manually entered into GoEngage (system used to track Head Start data).

Teaching Teams: When you make a copy of the Development Assessment for each child's parent, please run a second copy for your coach.

We continue to highlight the importance of targeted small group instruction. Keep reading to see more examples of how this looks in our Head Start classrooms!



Ms. Kauffman, 3 year old teacher at Jupiter, sets up two different small groups. One small group is for the RTA studies, and the flexible group is focusing on different skills levels. Larger small groups mix levels of skills to allow modeling by peers, where flexible grouping focuses on specific skills based on what that group needs. Ms. Kauffman's tracking folders allow the children to move as they grow. To keep the teaching team focused on oral language, words are written on her large board. This way the team remembers and uses these words when working in centers.



Wonderful

Why don't worksheets belong in early learning & kindergarten programs?

Looking for alternatives to using worksheets?

Consider these possibilities....

To strengthen fine motor skills...

Provide children with child-safe scissors to cut playdough.

Use plastic tweezers to sort small objects such as pom-poms into a divided dish.

To promote emergent writing skills...

Use shaving cream and a cookie sheet to encourage children to form letters, shapes and numbers using their fingers

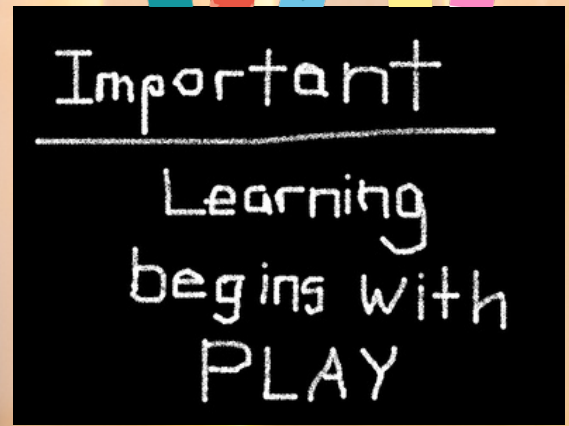
Provide a variety of writing tools.

To strengthen problem-solving skills...

Play simple games that require turn-taking and provides sensory activities such as sand and water play. Have children

propose solutions to problems encountered

Give children a variety of puzzles.



To promote oral language and vocabulary-building skills...

Provide children with concrete objects that can be manipulated. Ask open-ended questions.

Read stories and provide props for retelling the story.





These questions and answers may help you understand why worksheets shouldn't be used as developmental tools.

Q1: Don't worksheets help develop fine motor writing skills?

There can be many activities that help develop children's fine motor skills. Avoid using colouring books or connect the dot activities, instead try open-ended drawing and writing activities using a variety of writing tools such as markers, crayons and pencils and allow the children to use their imagination and creativity while developing their fine motor skills.

Q2: How come worksheets don't work?

Because worksheets take away from oral language development, creativity, movement, problem-solving opportunities and the sensory experiences necessary for brain development, human interactions and friendships. Worksheets only tell you what the child knows, generally provide only one right answer and do not let children use their creativity or encourage open-ended questions to expand their knowledge and interests.

Q3: If worksheets don't provide developmentally-appropriate learning experiences for children, then what does?

Children learn best through hands-on experiences, real life experiences, interactive learning and purposeful play.

Q4: How do I explain to parents and caregivers that children learn best through purposeful play?

Play stimulates physical, social, emotional and cognitive development in the early years. Children need time, space, materials and support from informed people in their lives in order to become master players.

Play also provides children with the opportunities to build vocabulary, problem solve, explore and invent. Purposeful play is based on the child's interest and desires where children can choose to play with others or alone.

Q5: But what if the parents and caregivers want evidence their child is learning? Are worksheets the only way to demonstrate their learning?

There is a handful of ways to provide parents and caregivers with evidence that their child is learning. Here are a few examples:

Observe constantly, take photos and create observation records.

Show the parents or caregivers work samples that the child has made.

Create a display board explaining their child's play
Provide monthly newsletters stating what activities have happened in the classroom and the learning experience that was gained by this activity.

This will help parents and caregivers understand the value of developmentally-appropriate activities and will reassure them that their child is learning and growing through purposeful play.



IV. LANGUAGE AND LITERACY DOMAIN

G. EMERGENT WRITING

BENCHMARK A

TEACH
INVESTIGATE
PLAY



squish play dough



squeeze pegs



thread beads



use scissors

**BEFORE LEARNING
TO WRITE,
A CHILD
NEEDS TO...**



trace with their fingers



create art



squeeze pipettes



sew/lace

In Head Start classrooms these activities are a precursor to writing. Depending the developmental stages a child is in will mean they may need more or less of these activities before holding a pencil.



Celebrate Literacy Week
(CLW) is January 29 -
February 2, 2024! The
Little Butterfly That Could.

**CONGRATULATIONS
TO STEPHANIE DRONE
FOR WINNING THE
PUPPET.**

**THE CORRECT
ANSWER WAS 8**



Question: The Florida State Standards for Children
Birth to Kindergarten are grouped around **HOW
MANY** domains of early learning and development?



CURRICULUM PACING GUIDE

Monday, January 22

Unit 6 Week - 3

ANIMALS

SECOND STEP - Review

Lessons



Ability grouping at small group instruction time and learning in centers WITH AN ADULT is SO important.


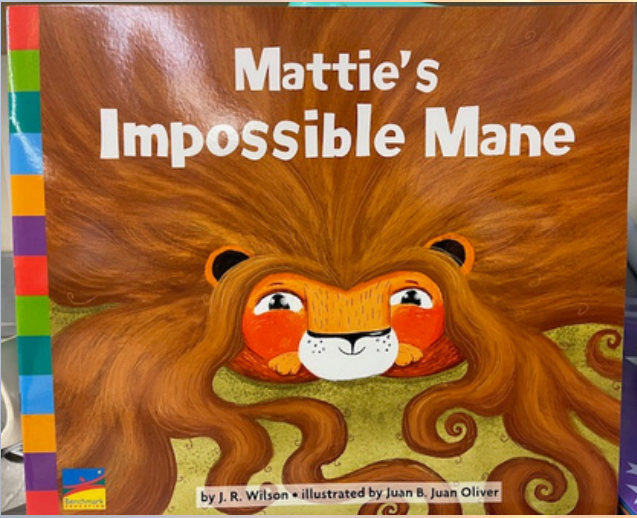


Learning at centers with IA, Ms. Lindsay in Ms. Clare's class at Sherwood.



Learning at small group with IA, Ms. Price in Ms. Rothe's class at Palm Bay.

Ms. Anderson's class at Jupiter is keeping up with the Benchmark RTA Animal study and allowing the children to be creative using the RTA story *Mattie's Impossible Mane*!





I AM MOVING, I AM LEARNING

Children activate their learning when they are moving in Ms. Ahern's class at Sherwood.

COMING NEXT MONTH

VPK & Head Start

PROFESSIONAL DEVELOPMENT

8:00 - 8:15 MEET AND GREET

8:15 - 8:30 UPDATES AND INTRODUCTIONS

**8:30 - 11:30 "EMBARCKING ON HARMONIC EXPEDITION:
MUSIC-INFUSED LEARNING TO ELEVATE CLASS DOMAINS
AND DIMENSIONS : SPECIAL GUEST BRANDON WILLIAMS
OF EARLY CHILDHOOD TLC**

**12:30 - 3:30 "IT'S OK TO PLAY TO PLAY IN VPK AND THE
EARLY CHILDHOOD CLASSROOM" : PRISCILLA DENINO**

REGISTER IN FRONTLINE

"IT'S OK TO SING, DANCE & PLAY IN THE EARLY CHILDHOOD WAY"



Monday, February 19, 2024

VIERA HIGH SCHOOL MEDIA CENTER

8:00 AM - 3:30 PM