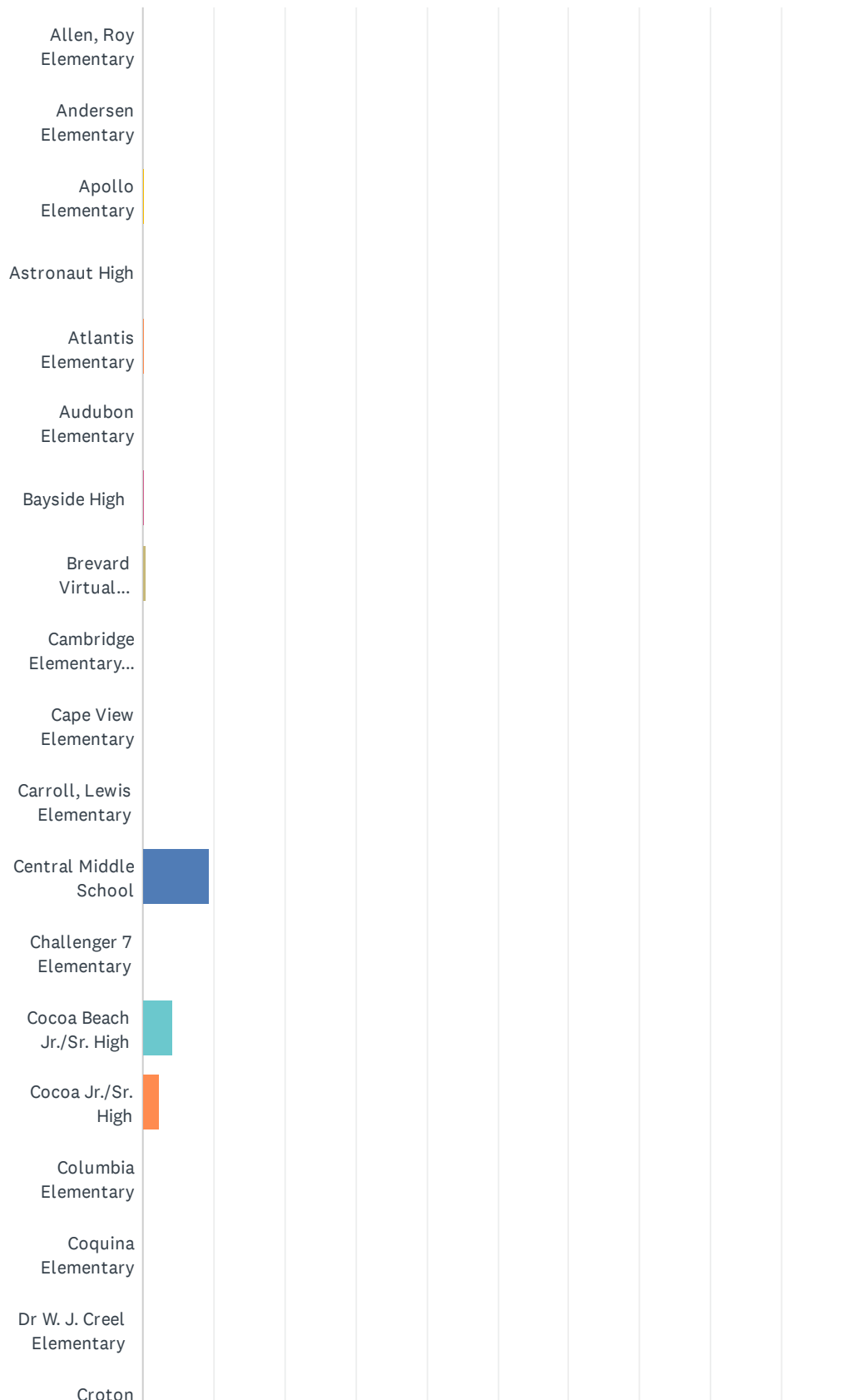
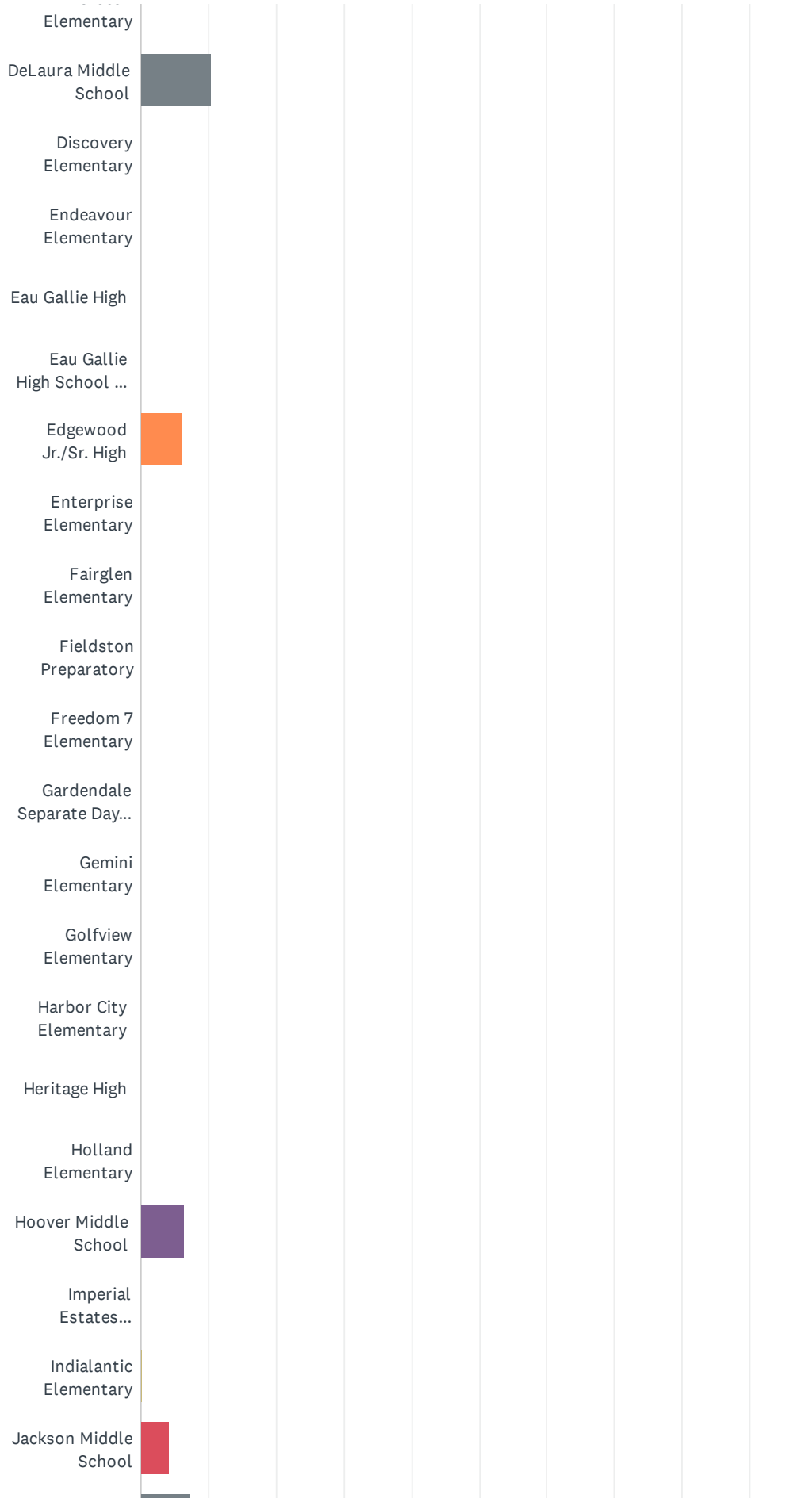


Q1 What school does your child attend?/ ¿A qué escuela asiste su hijo/a?

Answered: 2,455 Skipped: 0




Brevard Public Schools Parent Survey 2022-2023/Encuesta de padres de las Escuelas Públicas de Brevard 2022-2023



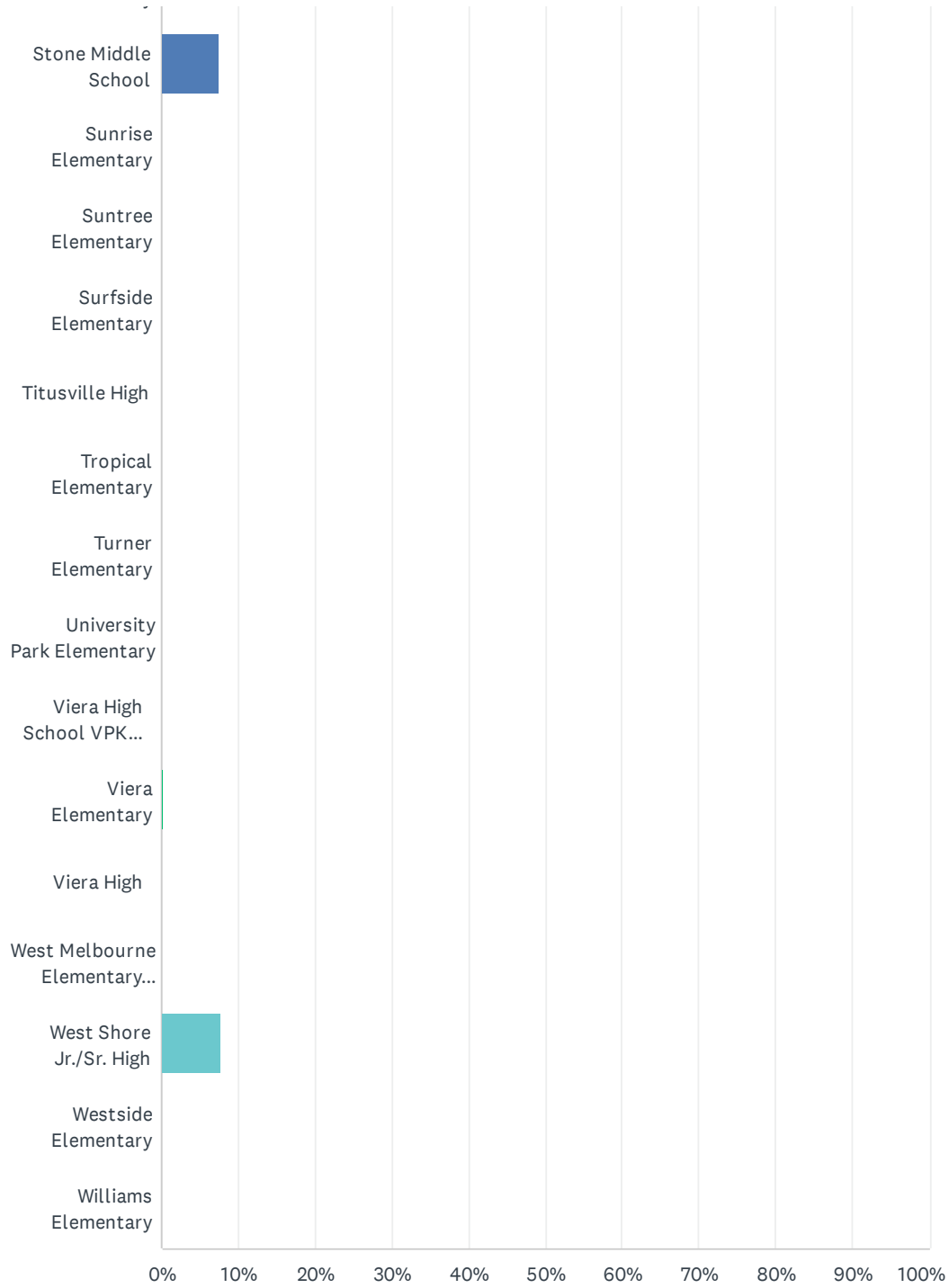
Brevard Public Schools Parent Survey 2022-2023/Encuesta de padres de las Escuelas Públicas de Brevard 2022-2023



Brevard Public Schools Parent Survey 2022-2023/Encuesta de padres de las Escuelas Públicas de Brevard 2022-2023



Brevard Public Schools Parent Survey 2022-2023/Encuesta de padres de las Escuelas Públicas de Brevard 2022-2023



Brevard Public Schools Parent Survey 2022-2023/Encuesta de padres de las Escuelas Públicas de Brevard 2022-2023

ANSWER CHOICES	RESPONSES	
Allen, Roy Elementary	0.00%	0
Andersen Elementary	0.04%	1
Apollo Elementary	0.16%	4
Astronaut High	0.00%	0
Atlantis Elementary	0.12%	3
Audubon Elementary	0.00%	0
Bayside High	0.16%	4
Brevard Virtual Instruction Program (BVIP)	0.33%	8
Cambridge Elementary Magnet	0.04%	1
Cape View Elementary	0.00%	0
Carroll, Lewis Elementary	0.00%	0
Central Middle School	9.41%	231
Challenger 7 Elementary	0.00%	0
Cocoa Beach Jr./Sr. High	4.28%	105
Cocoa Jr./Sr. High	2.32%	57
Columbia Elementary	0.00%	0
Coquina Elementary	0.00%	0
Dr W. J. Creel Elementary	0.04%	1
Croton Elementary	0.08%	2
DeLaura Middle School	10.39%	255
Discovery Elementary	0.00%	0
Endeavour Elementary	0.00%	0
Eau Gallie High	0.08%	2
Eau Gallie High School VPK program	0.00%	0
Edgewood Jr./Sr. High	6.19%	152
Enterprise Elementary	0.00%	0
Fairglen Elementary	0.00%	0
Fieldston Preparatory	0.00%	0
Freedom 7 Elementary	0.00%	0
Gardendale Separate Day School	0.08%	2
Gemini Elementary	0.04%	1
Golfview Elementary	0.00%	0

Brevard Public Schools Parent Survey 2022-2023/Encuesta de padres de las Escuelas Públicas de Brevard 2022-2023

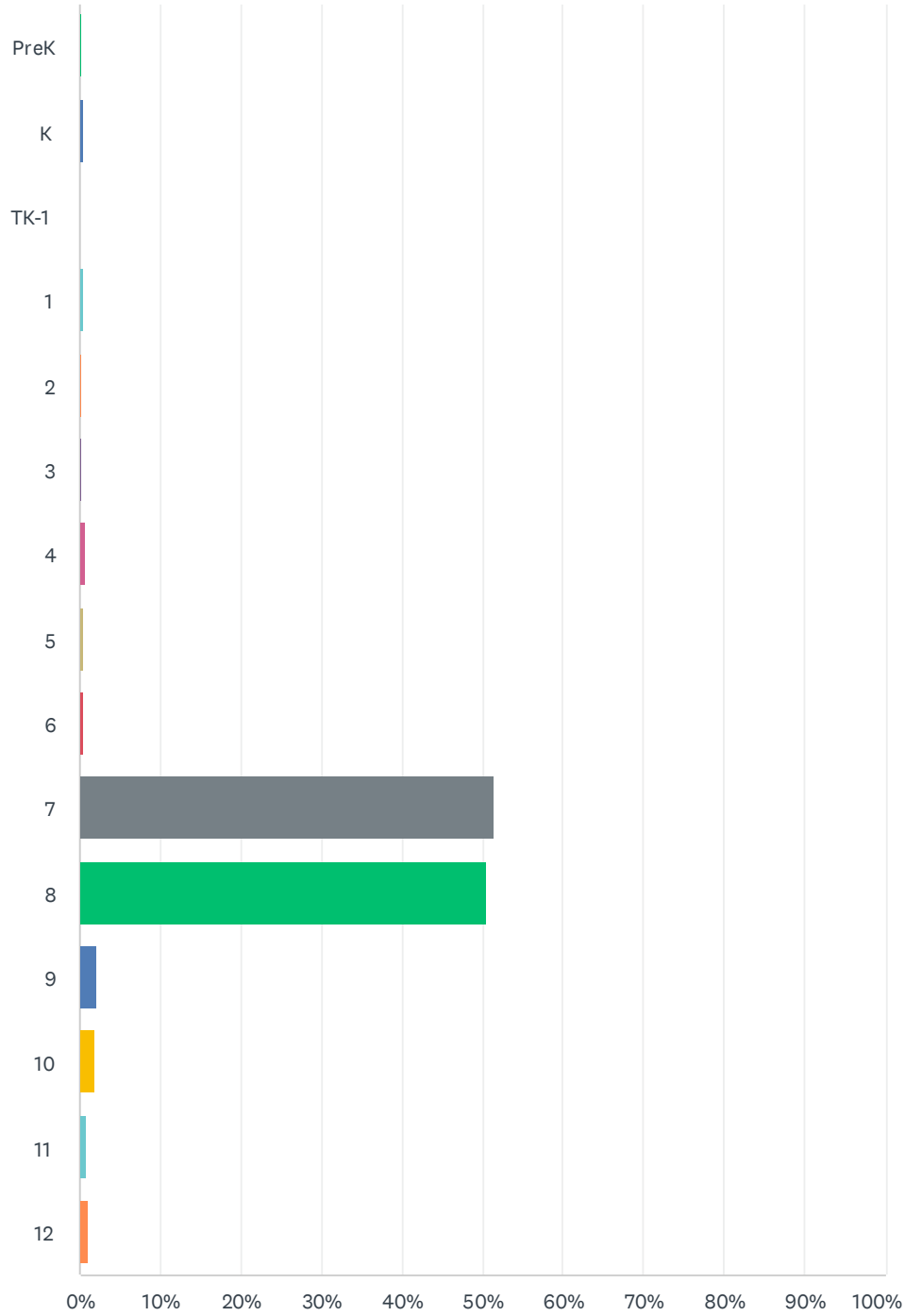
Harbor City Elementary	0.00%	0
Heritage High	0.00%	0
Holland Elementary	0.00%	0
Hoover Middle School	6.35%	156
Imperial Estates Elementary	0.04%	1
Indialantic Elementary	0.12%	3
Jackson Middle School	4.28%	105
Jefferson Middle School	7.25%	178
Johnson Middle School	6.88%	169
Jupiter Elementary	0.00%	0
Kennedy Middle School	7.66%	188
Lockmar Elementary	0.04%	1
Longleaf Elementary	0.00%	0
Madison Middle School	2.57%	63
Manatee Elementary	0.00%	0
Melbourne High	0.16%	4
Merritt Island High	0.04%	1
McAuliffe Elementary	0.00%	0
McNair Magnet	3.05%	75
Meadowlane Intermediate Elementary	0.04%	1
Meadowlane Primary Elementary	0.00%	0
Merritt Island High School VPK program	0.00%	0
MILA Elementary	0.04%	1
Mims Elementary	0.00%	0
Pathways at Gardendale (North/Central Area Alternative Center)	0.04%	1
Oak Park Elementary	0.04%	1
Ocean Breeze Elementary	0.04%	1
Palm Bay Elementary	0.12%	3
Palm Bay Magnet High	0.08%	2
Palm Bay High School VPK program	0.00%	0
Pinewood Elementary	0.04%	1
Port Malabar Elementary	0.08%	2
Quest Elementary School	0.04%	1
Riverdale Country Day School	0.00%	0

Brevard Public Schools Parent Survey 2022-2023/Encuesta de padres de las Escuelas Públicas de Brevard 2022-2023

Riviera Elementary	0.00%	0
Rockledge High	0.04%	1
Roosevelt Elementary	0.00%	0
Sabal Elementary	0.00%	0
Satellite High	0.04%	1
Satellite High School VPK program	0.00%	0
Saturn Elementary	0.00%	0
Sea Park Elementary	0.04%	1
Sherwood Elementary	0.08%	2
Pathways at Pine Grove (South Area Alternative Center)	0.00%	0
South Area Head Start	0.00%	0
South Lake Elementary	0.00%	0
Southwest Middle School	6.52%	160
Space Coast Jr./Sr. High	4.93%	121
Stevenson Elementary	0.00%	0
Stone Middle School	7.41%	182
Sunrise Elementary	0.00%	0
Suntree Elementary	0.04%	1
Surfside Elementary	0.00%	0
Titusville High	0.08%	2
Tropical Elementary	0.04%	1
Turner Elementary	0.00%	0
University Park Elementary	0.00%	0
Viera High School VPK program	0.00%	0
Viera Elementary	0.12%	3
Viera High	0.00%	0
West Melbourne Elementary School for Science	0.00%	0
West Shore Jr./Sr. High	7.78%	191
Westside Elementary	0.08%	2
Williams Elementary	0.00%	0
TOTAL		2,455

Q2 What is your child's current grade level?/¿Cuál es el nivel de grado actual de su hijo/a?

Answered: 2,455 Skipped: 0



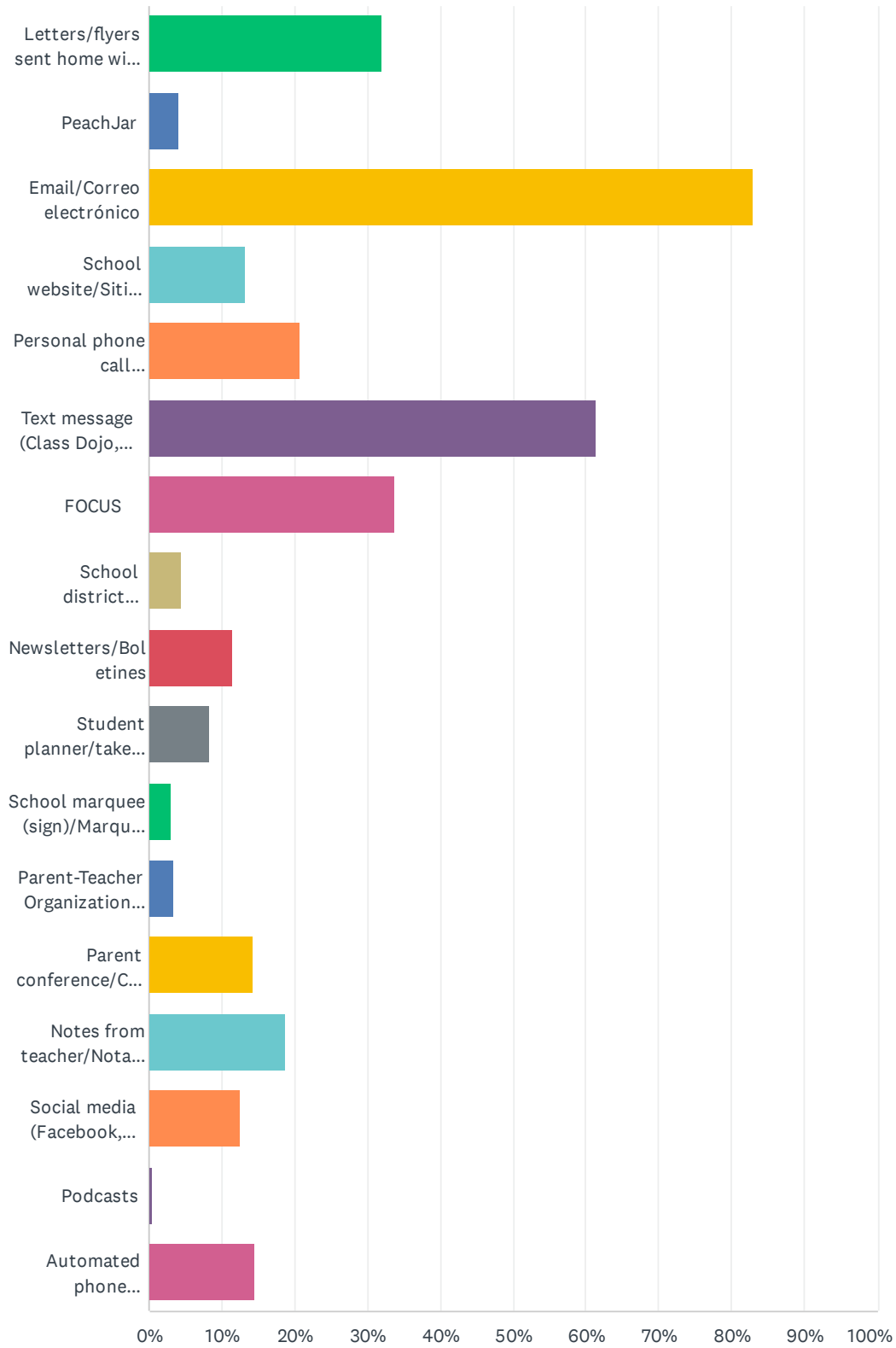
Brevard Public Schools Parent Survey 2022-2023/Encuesta de padres de las Escuelas Públicas de Brevard 2022-2023

ANSWER CHOICES	RESPONSES	
PreK	0.24%	6
K	0.37%	9
TK-1	0.04%	1
1	0.33%	8
2	0.24%	6
3	0.29%	7
4	0.61%	15
5	0.49%	12
6	0.33%	8
7	51.41%	1,262
8	50.63%	1,243
9	2.12%	52
10	2.00%	49
11	0.94%	23
12	1.02%	25
Total Respondents: 2,455		

Q3 What is the best way to provide you with important information regarding school events and/or your child's progress? (check all that apply)/¿Cuál es la mejor manera de proporcionarle información importante sobre los eventos escolares y / o el progreso de su hijo/a? (comprobar todo lo que corresponda)

Answered: 2,446 Skipped: 9

Brevard Public Schools Parent Survey 2022-2023/Encuesta de padres de las Escuelas Públicas de Brevard 2022-2023

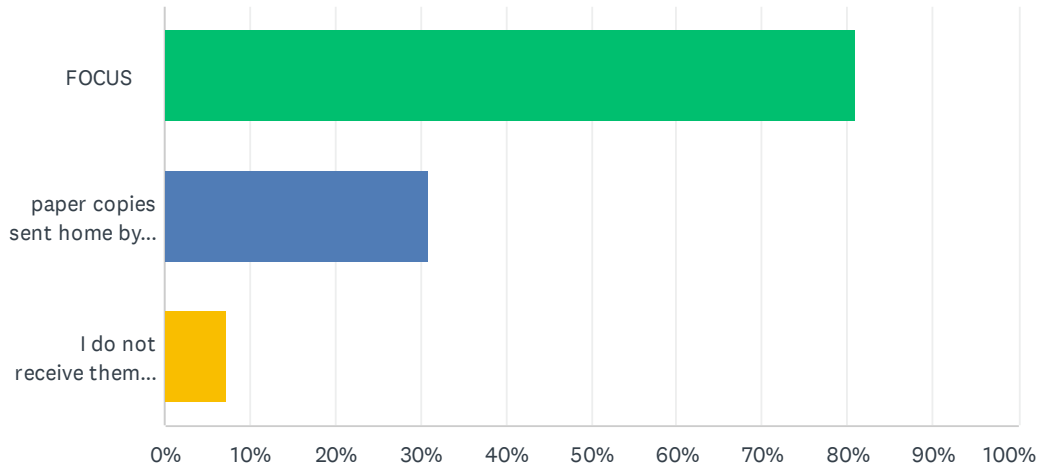


Brevard Public Schools Parent Survey 2022-2023/Encuesta de padres de las Escuelas Públicas de Brevard 2022-2023

ANSWER CHOICES	RESPONSES	
Letters/flyers sent home with students/Cartas/volantes enviados a casa con los estudiantes	31.93%	781
PeachJar	4.05%	99
Email/Correo electrónico	82.91%	2,028
School website/Sitio web de la escuela	13.16%	322
Personal phone call home/Llamada telefónica personal a casa	20.61%	504
Text message (Class Dojo, Remind)/Mensaje de texto (Clase Dojo, Recuerdo)	61.49%	1,504
FOCUS	33.61%	822
School district website/Sitio web del distrito escolar	4.46%	109
Newsletters/Boletines	11.49%	281
Student planner/take-home folder/Planificador de estudiantes / carpeta para llevar a casa	8.42%	206
School marquee (sign)/Marquesina escolar (firmar)	3.03%	74
Parent-Teacher Organization (PTO/PTA)/Organización de Padres y Maestros (PTO/PTA)	3.43%	84
Parent conference/Conferencia de padres	14.27%	349
Notes from teacher/Notas del maestro	18.68%	457
Social media (Facebook, Twitter)/Redes sociales (Facebook, Twitter)	12.51%	306
Podcasts	0.33%	8
Automated phone call/Llamada telefónica automatizada	14.51%	355
Total Respondents: 2,446		

Q4 How do you receive interim reports and report cards?/¿Cómo recibe los informes provisionales y las libretas de calificaciones?

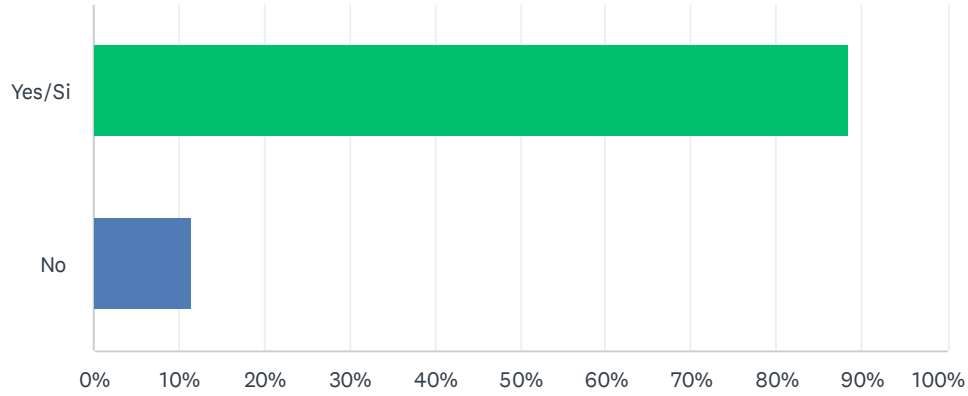
Answered: 2,306 Skipped: 149



ANSWER CHOICES	RESPONSES	
FOCUS	81.05%	1,869
paper copies sent home by the school/Copias en papel enviadas a casa por la Escuela	31.01%	715
I do not receive them/No los recibo	7.16%	165
Total Respondents: 2,306		

Q5 Do you feel welcome at your child's school?/¿Se siente bienvenido en la escuela de su hijo/a?

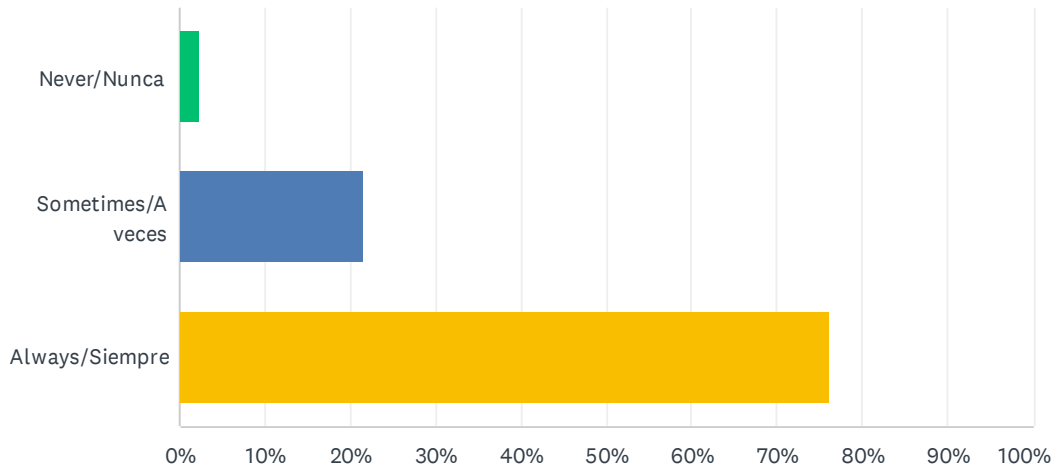
Answered: 2,300 Skipped: 155



ANSWER CHOICES	RESPONSES	
Yes/Si	88.52%	2,036
No	11.48%	264
TOTAL		2,300

Q6 The office staff at my school is polite and is helpful in addressing my questions or concerns./El personal de la oficina de mi escuela es educado y es útil para abordar mis preguntas o inquietudes.

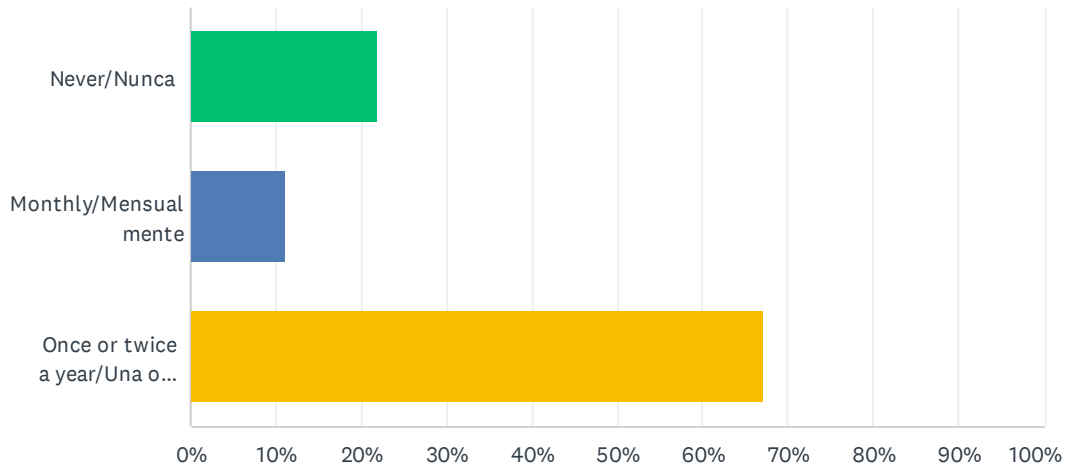
Answered: 2,310 Skipped: 145



ANSWER CHOICES	RESPONSES	
Never/Nunca	2.42%	56
Sometimes/A veces	21.52%	497
Always/Siempre	76.06%	1,757
TOTAL		2,310

Q7 How often did you attend a parent meeting or event at your child's school that supported your child's academic success?/¿Con qué frecuencia asistió a una reunión o evento de padres en la escuela de su hijo/a que apoyó el éxito académico de su hijo?

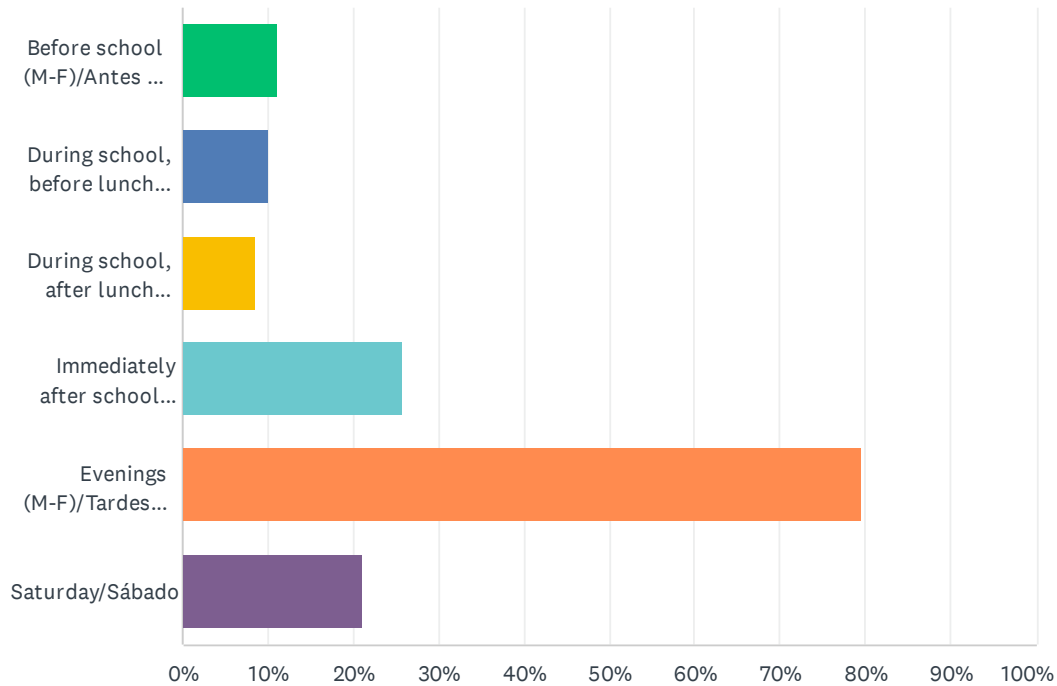
Answered: 2,221 Skipped: 234



ANSWER CHOICES	RESPONSES	
Never/Nunca	21.88%	486
Monthly/Mensualmente	10.99%	244
Once or twice a year/Una o dos veces al año	67.13%	1,491
TOTAL		2,221

Q8 When is the best time for you to attend a school event for families?/ ¿Cuándo es el mejor momento para asistir a un evento escolar para familias?

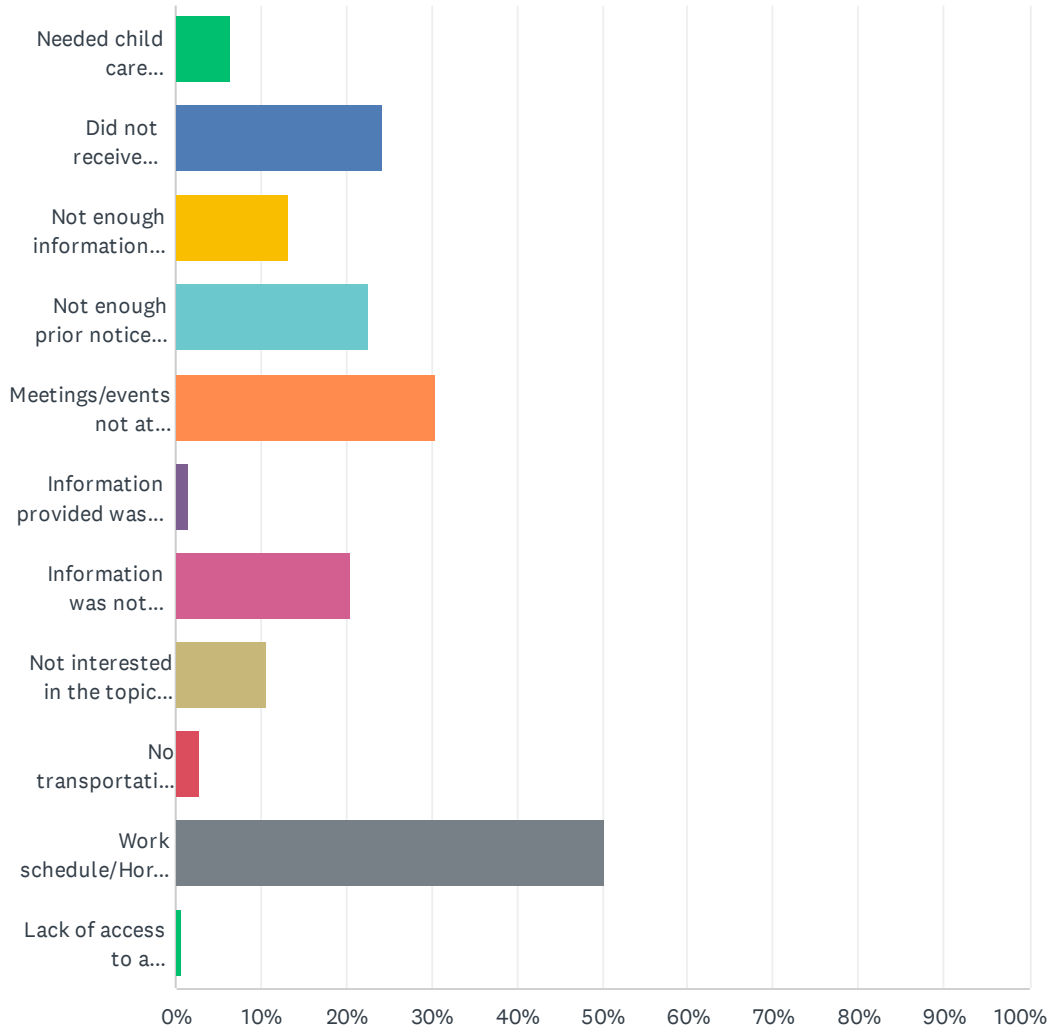
Answered: 2,282 Skipped: 173



ANSWER CHOICES	RESPONSES	
Before school (M-F)/Antes de la escuela (L-V)	11.00%	251
During school, before lunch (M-F)/Durante la escuela, antes del almuerzo (L-V)	9.95%	227
During school, after lunch (M-F)/Durante la escuela, después del almuerzo (L-V)	8.50%	194
Immediately after school (M-F)/Inmediatamente después de clases (L-V)	25.90%	591
Evenings (M-F)/Tardes (L-V)	79.58%	1,816
Saturday/Sábado	21.03%	480
Total Respondents: 2,282		

Q9 If you were unable to attend informational meetings or academic events, please share why. (Check all that apply)/Si no pudo asistir a reuniones informativas o eventos académicos, comparta por qué. (Marque todo lo que corresponda)

Answered: 1,800 Skipped: 655

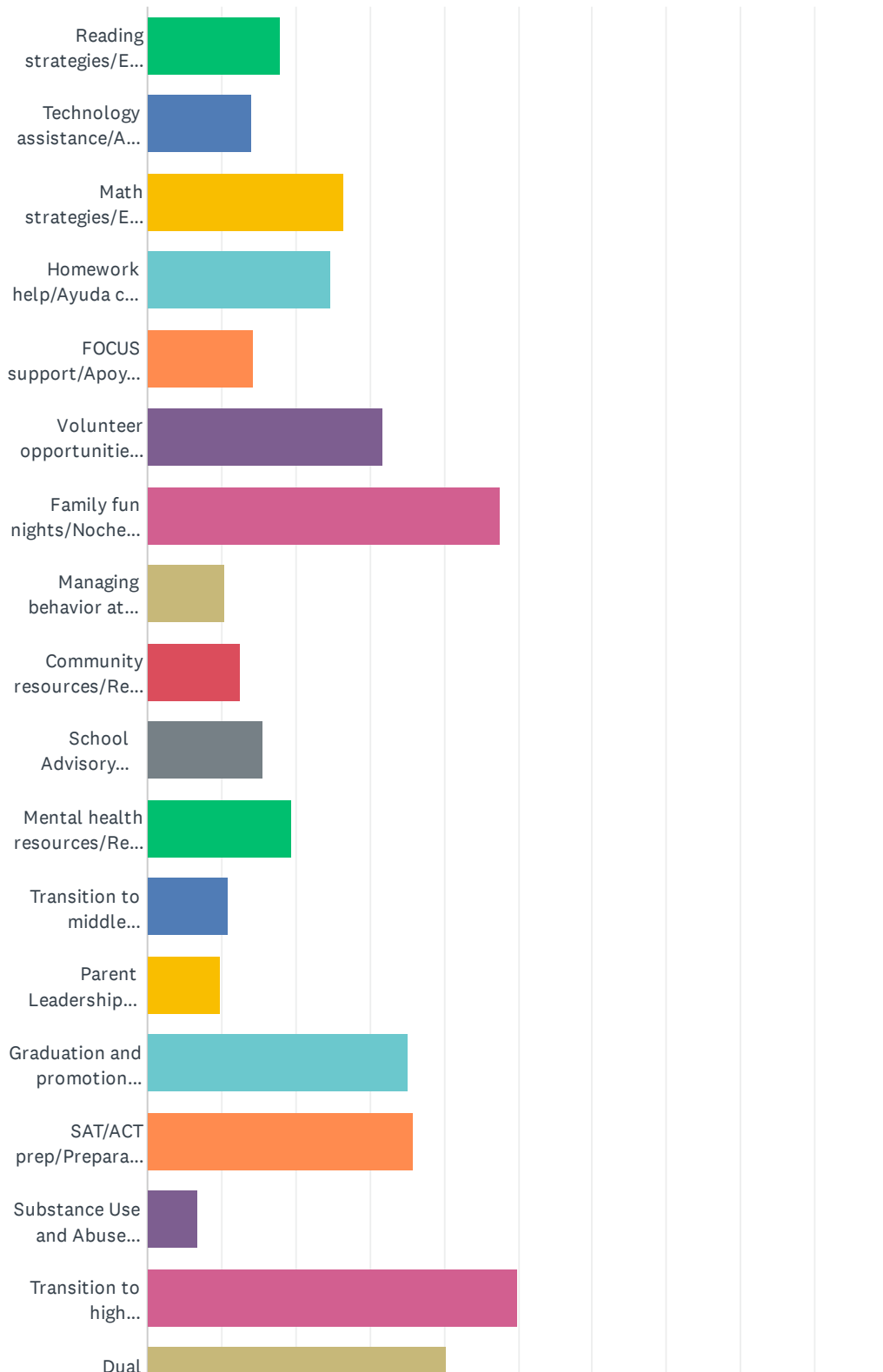


Brevard Public Schools Parent Survey 2022-2023/Encuesta de padres de las Escuelas Públicas de Brevard 2022-2023

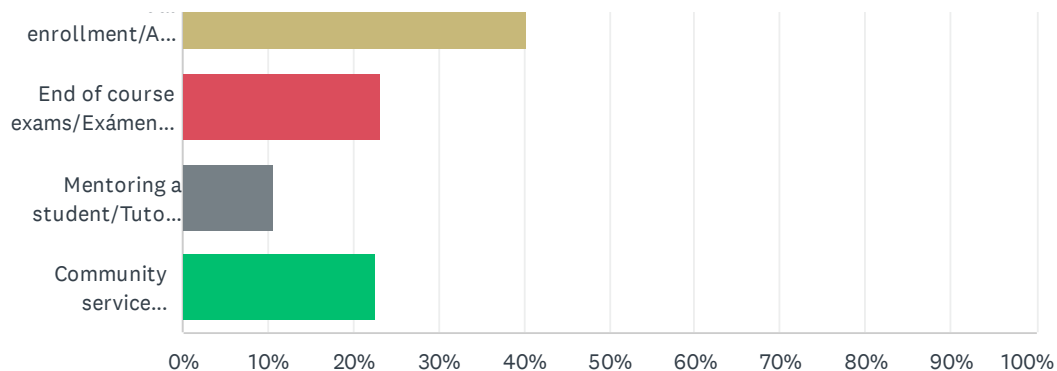
ANSWER CHOICES	RESPONSES	
Needed child care assistance/Asistencia necesaria para el cuidado de niños	6.44%	116
Did not receive information about meetings/events/No recibió información sobre reuniones/eventos	24.22%	436
Not enough information provided/No se proporciona suficiente información	13.28%	239
Not enough prior notice provided/No se proporciona aviso previo Reuniones	22.56%	406
Meetings/events not at convenient times/eventos que no son convenientes	30.44%	548
Information provided was difficult to understand/La información proporcionada fue difícil de entender	1.50%	27
Information was not relevant to me/my child/La información no era relevante para mí/mi hijo	20.50%	369
Not interested in the topics presented/No interesado en los temas presentados	10.56%	190
No transportation to get to meetings/events/No hay transporte para llegar a reuniones / eventos	2.67%	48
Work schedule/Horario de trabajo	50.33%	906
Lack of access to a device/Falta de acceso a un dispositivo	0.72%	13
Total Respondents: 1,800		

Q10 Which of the following informational meetings and activities would you participate in or attend?/¿En cuál de las siguientes reuniones y actividades informativas participaría o asistiría?

Answered: 1,963 Skipped: 492



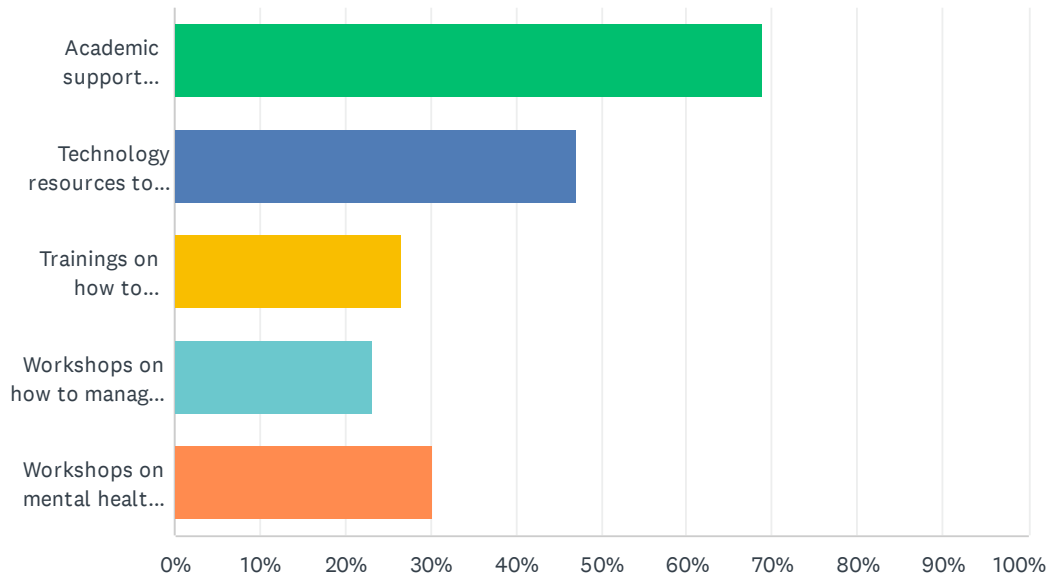
Brevard Public Schools Parent Survey 2022-2023/Encuesta de padres de las Escuelas Públicas de Brevard 2022-2023



ANSWER CHOICES	RESPONSES
Reading strategies/Estrategias de lectura	17.83% 350
Technology assistance/Asistencia tecnológica	14.11% 277
Math strategies/Estrategias matemáticas	26.44% 519
Homework help/Ayuda con la tarea	24.71% 485
FOCUS support/Apoyo a FOCUS	14.21% 279
Volunteer opportunities/Oportunidades de voluntariado	31.84% 625
Family fun nights/Noches de diversión familiar	47.48% 932
Managing behavior at home/Gestionar el comportamiento en casa	10.44% 205
Community resources/Recursos de la comunidad	12.68% 249
School Advisory Council (SAC) or Parent-Teacher Organization (PTO/PTA)/Consejo Asesor Escolar (SAC) u Organización de Padres y Maestros(PTO/PTA)	15.59% 306
Mental health resources/Recursos de salud mental	19.41% 381
Transition to middle school/Transición a la escuela intermedia	10.90% 214
Parent Leadership Team/Equipo de liderazgo para padres	9.83% 193
Graduation and promotion requirements/Requisitos de graduación y promoción	35.15% 690
SAT/ACT prep/Preparación para SAT/ACT	35.91% 705
Substance Use and Abuse (alcohol, street drugs, vaping, prescription drugs)/Uso y abuso de sustancias (alcohol, drogas callejeras, vapeo, medicamentos recetados)	6.88% 135
Transition to high school/Transición a la escuela secundaria	49.97% 981
Dual enrollment/Advanced Placement courses/Cursos de doble matrícula / colocación avanzada	40.24% 790
End of course exams/Exámenes de fin de curso	23.28% 457
Mentoring a student/Tutoría de un estudiante	10.75% 211
Community service projects/Proyectos de servicio comunitario	22.52% 442
Total Respondents: 1,963	

Q11 What types of family engagement resources would you use if they were provided at your school?/¿Qué tipos de recursos de participación familiar utilizaría si se proporcionaran en su escuela?

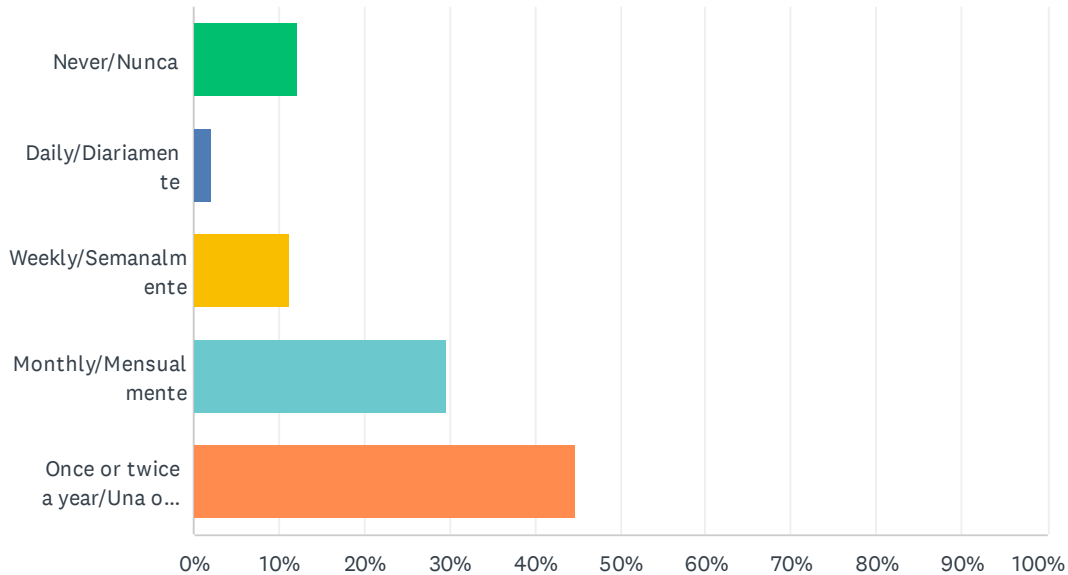
Answered: 1,573 Skipped: 882



ANSWER CHOICES	RESPONSES
Academic support materials for families to use at home/Materiales de apoyo académico para que las familias los usen en casa	68.98% 1,085
Technology resources to support learning at home/Recursos tecnológicos para apoyar el aprendizaje en casa	47.17% 742
Trainings on how to participate in school decision-making committees/Capacitaciones sobre cómo participar en los comités de toma de decisiones escolares	26.57% 418
Workshops on how to manage behaviors at home/Talleres sobre cómo manejar comportamientos en casa	23.14% 364
Workshops on mental health resources/Talleres sobre recursos de salud mental	30.32% 477
Total Respondents: 1,573	

Q12 How often do you communicate with your child's teachers?/¿Con qué frecuencia se comunica con los maestros de su hijo/a?

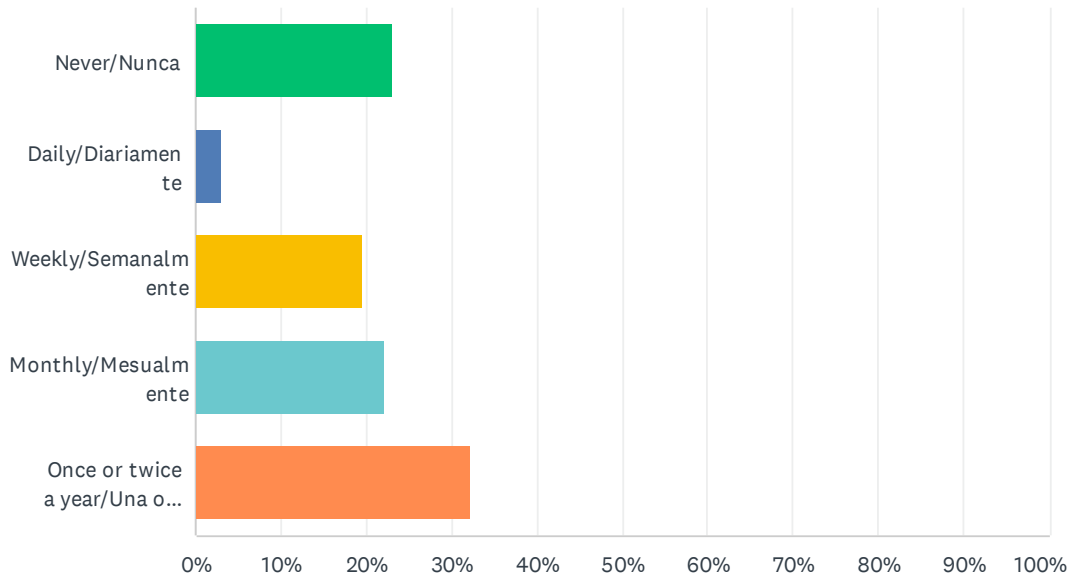
Answered: 2,034 Skipped: 421



ANSWER CHOICES	RESPONSES	
Never/Nunca	12.24%	249
Daily/Diariamente	2.11%	43
Weekly/Semanalmente	11.36%	231
Monthly/Mensualmente	29.60%	602
Once or twice a year/Una o dos veces al año	44.69%	909
TOTAL		2,034

Q13 How often does your child's teacher communicate with you about your child's progress?/¿Con qué frecuencia el maestro de su hijo/a se comunica con usted sobre el progreso de su hijo/a?

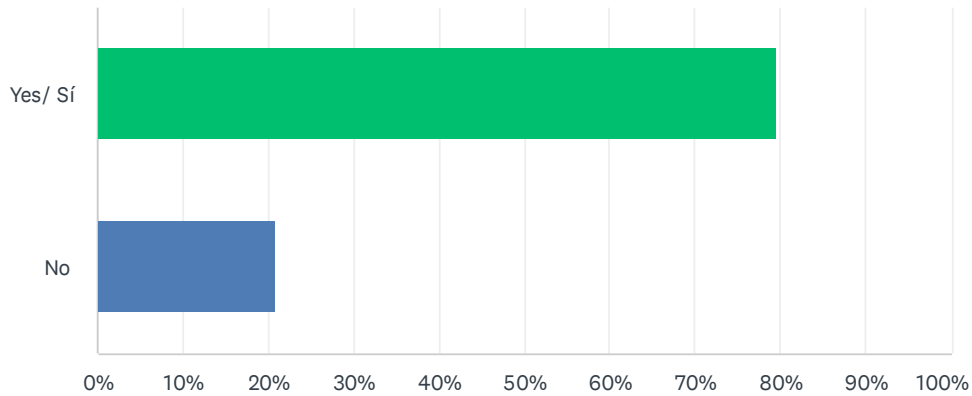
Answered: 2,033 Skipped: 422



ANSWER CHOICES	RESPONSES	
Never/Nunca	23.12%	470
Daily/Diariamente	3.05%	62
Weekly/Semanalmente	19.53%	397
Monthly/Mensualmente	22.09%	449
Once or twice a year/Una o dos veces al año	32.22%	655
TOTAL		2,033

Q14 Are you satisfied with the relationship and communication you currently have with your child's principal?/¿Está satisfecho con la relación y la comunicación que tiene actualmente con el director de su hijo/a?

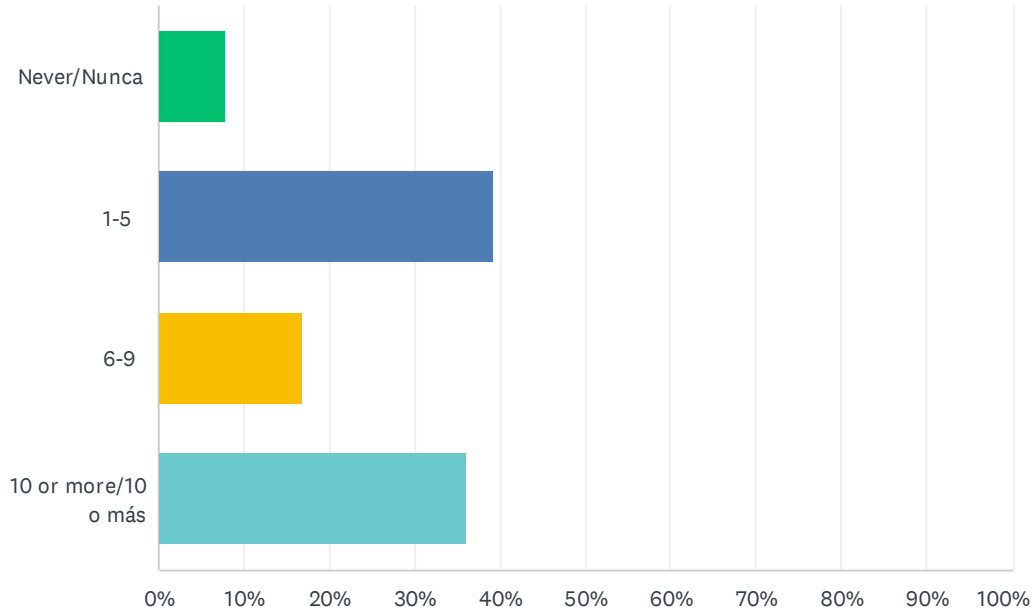
Answered: 2,005 Skipped: 450



ANSWER CHOICES	RESPONSES	
Yes/ Sí	79.55%	1,595
No	20.85%	418
Total Respondents: 2,005		

Q15 How many times per month do you access your child's grades and attendance information through FOCUS?/¿Cuántas veces al mes accede a las calificaciones y la información de asistencia de su hijo a través de FOCUS?

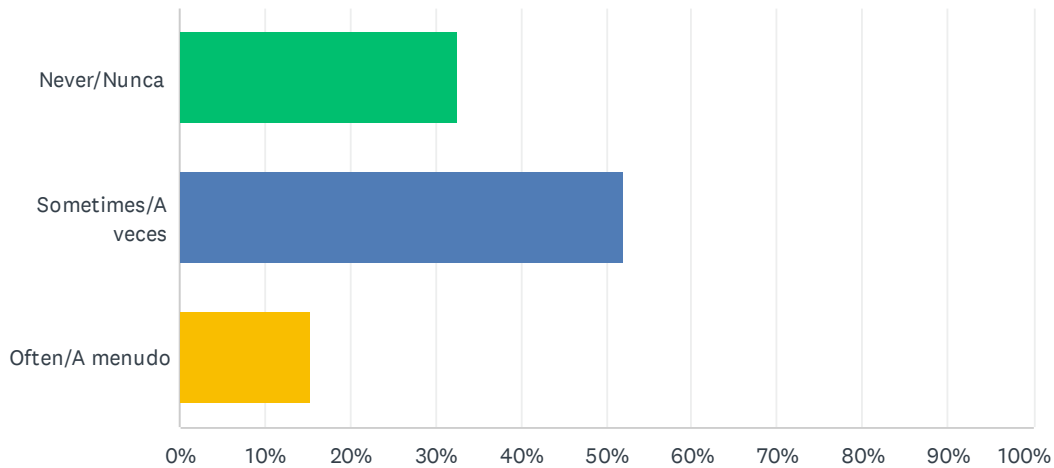
Answered: 2,080 Skipped: 375



ANSWER CHOICES	RESPONSES	
Never/Nunca	7.84%	163
1-5	39.33%	818
6-9	16.78%	349
10 or more/10 o más	36.06%	750
TOTAL		2,080

Q16 How often does your child's school or teachers provide information about ways you can help your child's learning at home?/¿Con qué frecuencia la escuela o los maestros de su hijo/a proporcionan información sobre las formas en que puede ayudar al aprendizaje de su hijo/a en casa?

Answered: 2,063 Skipped: 392



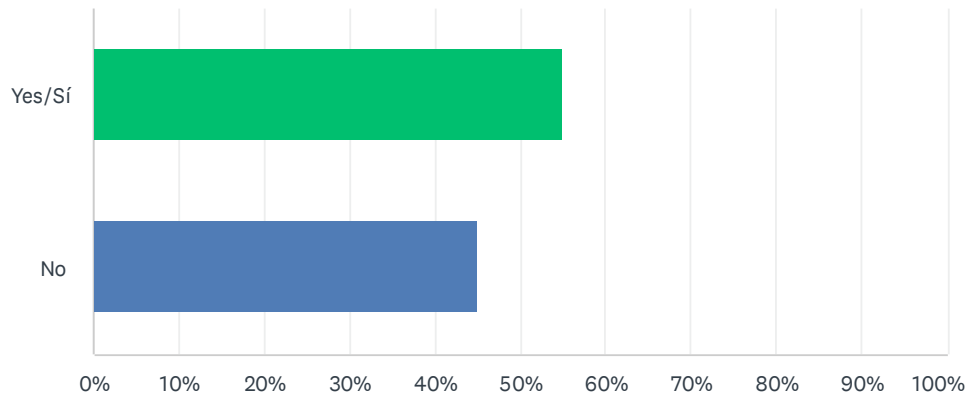
ANSWER CHOICES	RESPONSES
Never/Nunca	32.62% 673
Sometimes/A veces	52.11% 1,075
Often/A menudo	15.27% 315
TOTAL	2,063

Q17 What can Brevard Public Schools do to ensure your child is successful in school?/¿Qué pueden hacer las Escuelas Públicas de Brevard para garantizar que su hijo/a tenga éxito en la escuela?

Answered: 1,145 Skipped: 1,310

Q18 Have you been given opportunities to provide input and feedback into school decisions (school improvement, Title I services, event planning, discipline)?/¿Se le han dado oportunidades para proporcionar información y comentarios sobre las decisiones escolares (mejora escolar, servicios del Título I, planificación de eventos, disciplina)?

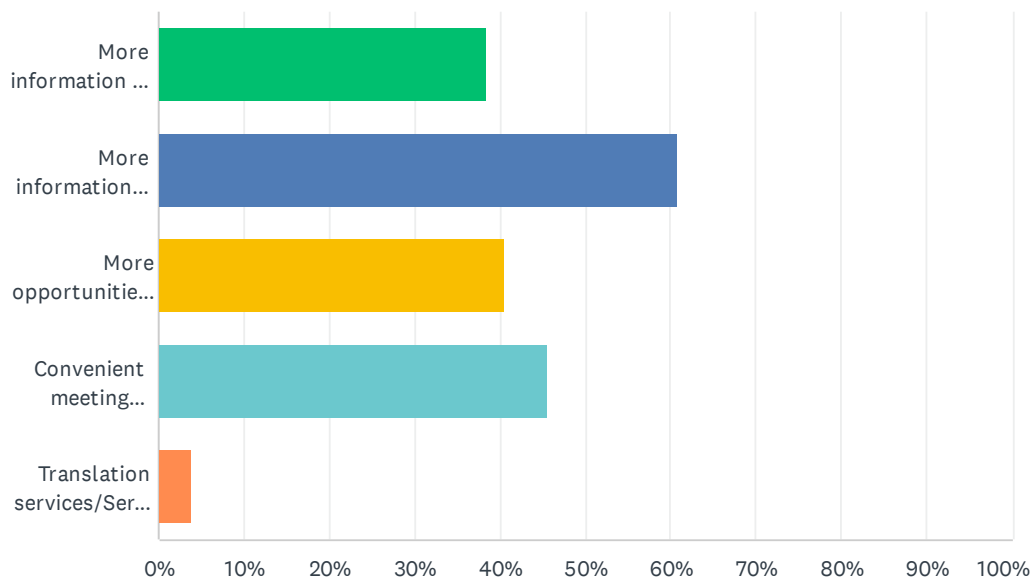
Answered: 1,956 Skipped: 499



ANSWER CHOICES	RESPONSES	
Yes/Sí	55.01%	1,076
No	44.99%	880
TOTAL		1,956

Q19 How could your school assist you in playing a more active role in school decision-making?/Cómo podría su escuela ayudarlo a desempeñar un papel más activo en la toma de decisiones escolares?

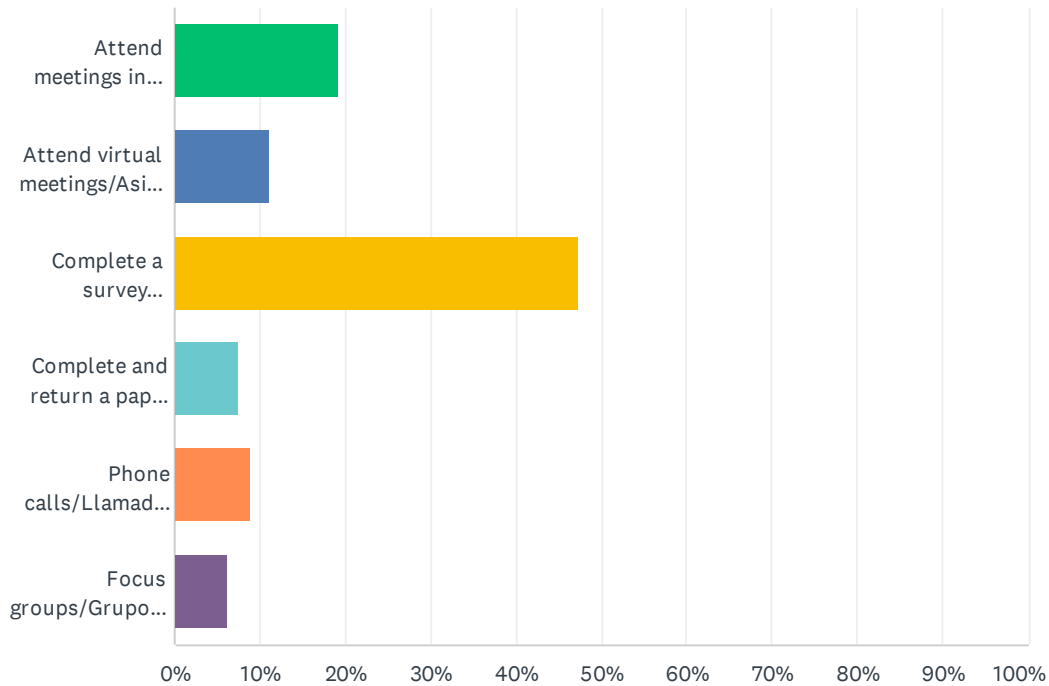
Answered: 1,627 Skipped: 828



ANSWER CHOICES	RESPONSES
More information on how to become engaged/Más información sobre cómo comprometerse	38.41% 625
More information about school issues to be addressed/Más información sobre los problemas escolares que deben abordarse	60.73% 988
More opportunities to share my opinion about school issues/Más oportunidades para compartir mi opinión sobre temas escolares	40.57% 660
Convenient meeting times/Horarios de reunión convenientes	45.54% 741
Translation services/Servicios de traducción	3.81% 62
Total Respondents: 1,627	

Q20 What is the best way for you to provide input regarding your child's school?/¿Cuál es la mejor manera de proporcionar información sobre la escuela de su hijo/a?

Answered: 1,892 Skipped: 563



ANSWER CHOICES	RESPONSES	
Attend meetings in person/Asistir a reuniones en persona	19.24%	364
Attend virtual meetings/Asistir a reuniones virtuales	10.99%	208
Complete a survey online/Completar una encuesta en línea	47.25%	894
Complete and return a paper survey/Completar y devolver una encuesta en papel	7.56%	143
Phone calls/Llamadas telefónicas	8.88%	168
Focus groups/Grupos focales	6.08%	115
TOTAL		1,892

Q21 What do you feel is working well at your child's school? (This is your chance to brag about your school and share what you like about it!)/¿Qué cree que está funcionando bien en la escuela de su hijo/a? (¡Esta es su oportunidad de presumir de su escuela y compartir lo que le gusta de ella!)

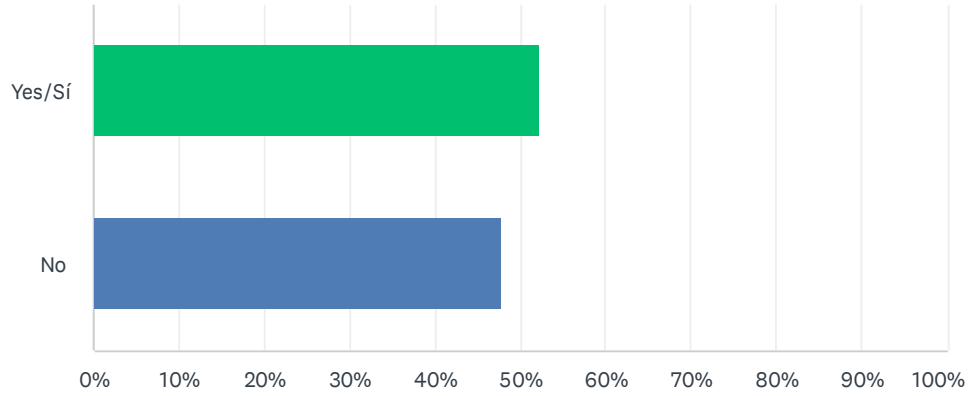
Answered: 1,098 Skipped: 1,357

Q22 What do you feel is not working, difficult, and/or needs improvement at your child's school? (This is your chance to tell us what you would like to see changed.)/¿Qué cree que no funciona, es difícil y/o necesita mejoras en la escuela de su hijo/a? (Esta es su oportunidad de decirnos lo que le gustaría ver cambiado).

Answered: 1,112 Skipped: 1,343

Q23 Have you visited the Open Enrollment Parental Choice webpage?/ ¿Ha visitado la página web de Open Enrollment Parental Choice?

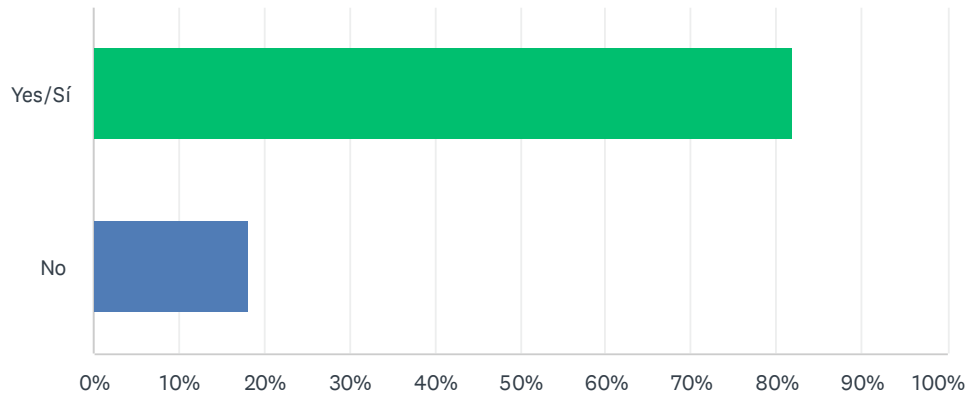
Answered: 1,924 Skipped: 531



ANSWER CHOICES	RESPONSES	
Yes/Sí	52.34%	1,007
No	47.66%	917
TOTAL		1,924

Q24 Are you aware of the school enrollment choices available to your child at Brevard Public Schools?/¿Está al tanto de las opciones de inscripción escolar disponibles para su hijo en las Escuelas Públicas de Brevard?

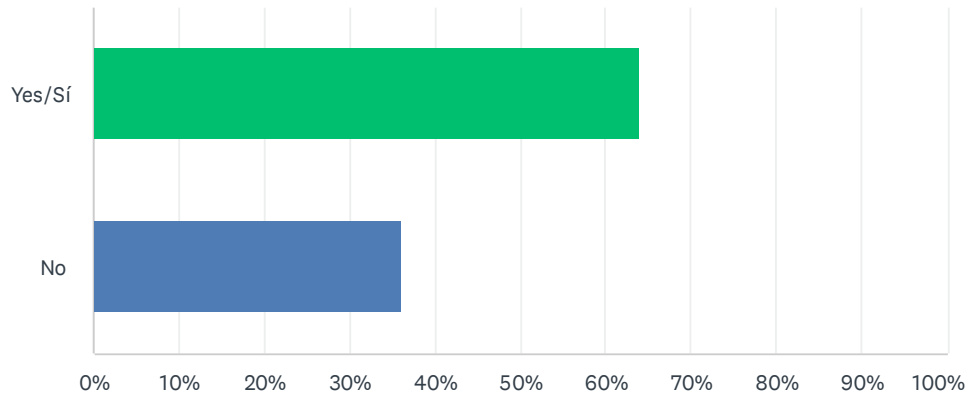
Answered: 1,921 Skipped: 534



ANSWER CHOICES	RESPONSES	
Yes/Sí	81.78%	1,571
No	18.22%	350
TOTAL		1,921

Q25 Do you use the district website to find information about your child's education?/¿Utiliza el sitio web del distrito para encontrar información sobre la educación de su hijo/a?

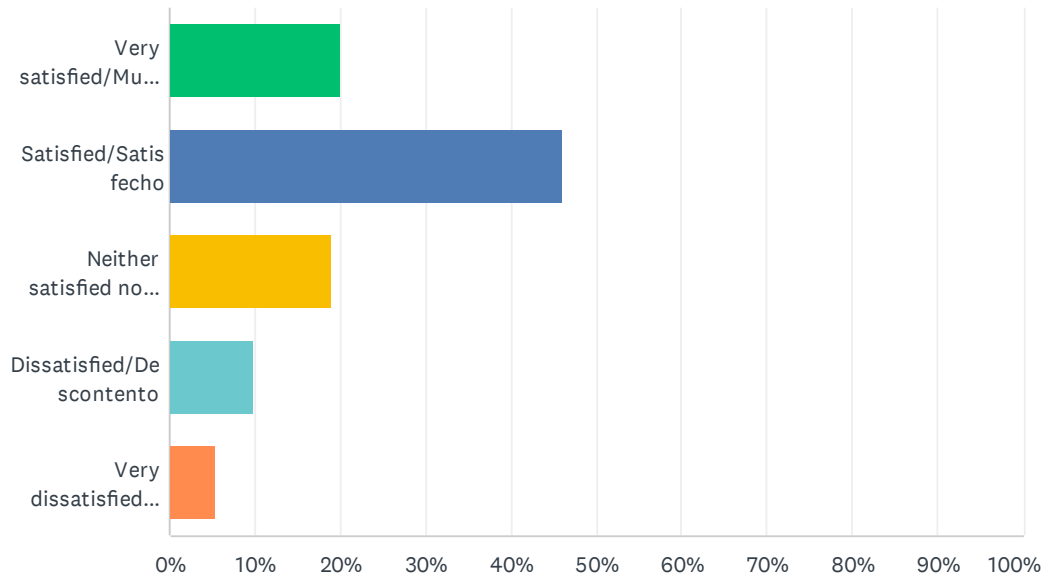
Answered: 1,918 Skipped: 537



ANSWER CHOICES	RESPONSES	
Yes/Sí	63.87%	1,225
No	36.13%	693
TOTAL		1,918

Q26 Please rate your overall satisfaction with Brevard Public Schools./Por favor, califique su satisfacción general con las Escuelas Públicas de Brevard.

Answered: 1,953 Skipped: 502



ANSWER CHOICES	RESPONSES	
Very satisfied/Muy satisfecho	19.97%	390
Satisfied/Satisfecho	46.03%	899
Neither satisfied nor dissatisfied/Ni satisfecho ni insatisfecho	19.00%	371
Dissatisfied/Descontento	9.73%	190
Very dissatisfied/Muy insatisfecho	5.27%	103
TOTAL		1,953