

KINDERGARTEN

Here We Come!



Welcome to Brevard Public Schools

Early Childhood Education

<https://www.brevardschools.org/Page/16791>



What Every Child Needs

♥ **Fun**, Take time to laugh and play and share the wonders of life with me. ♥ **Affection**, Warm hugs will nurture me and make this world a much friendlier place. ♥ **Acceptance**, Appreciate me for the individual I am, with all my unique gifts and special talents. ♥ **Respect**, Treat me like an important and valuable person, and I'll learn to respect and honor myself and others. ♥ **Praise**, Tell me all the things you appreciate about me so I'll know how wonderful I really am. ♥ **Security**, Give me boundaries that will allow me to grow safely, feel secure, and overcome my fears. ♥ **Honesty**, Share your real feelings and admit your mistakes to me, so I'll learn what it means to be a whole person. ♥ **Patience**, Be understanding when I make my own mistakes, and remember - even when it doesn't seem like it, I'm trying my best. ♥ **Forgiveness**, Remind me that nobody's perfect, and that it feels much better to forgive than to hold a grudge. ♥ **Encouragement**, Support me and be positive as I try new things, and I'll have the courage to keep exploring. ♥ **Openness**, Listen to me, and be open to what you may be able to learn from me. ♥ **Love**, If you care for me in all these ways, you will be giving me the best life has to offer.





Transition to Kindergarten with Brevard Public Schools



Volunteers

Please check with your child's school for information on registering to volunteer. All volunteers must be registered and APPROVED in order to volunteer in the classroom or participate in field trips. You will need a Photo ID and sign in at school.

Transportation

Please inform your child's teacher about how your child will be getting to and from school each day. All transportation changes **must** be made in writing and will not be accepted over the phone. All kindergarten students who ride a district school bus must wear a badge (prepared by the school) indicating contact information for your child. For the safety of your child, a parent or other designee **must** be at the bus stop to pick up your child OR the child will be returned to school to await parent pick up.

Brevard Before & After School

Before and/or after school care is available to Brevard Public School students in kindergarten thru sixth grade. Please visit the district webpage www.brevardschools.org/Domain/1150 or contact your school's front office for more information including hours, fees and how to apply.

Food and Nutrition Services

Breakfast is FREE for all students! Visit www.mypaymentsplus.com with your child's student number to prepay for lunches or snacks at school. Applications for free/reduced lunch are available on at www.brevardschools.org/Page/3473 or in your school's front office.

Brevard Public Schools
www.brevardschools.org

Going to School!

Before School Begins:

- Plan to attend all scheduled events.
- Bring *Preschool-Kindergarten Transition Form* to school if you attended a private VPK.
- Adjust bedtime and wake up time a few weeks before school begins.
- Develop and practice a positive good-bye routine.
- Label everything that your child brings to school.
- Practice opening containers and eating lunch independently.

On the First Day of School:

- Be positive! (Children take their cues from you, so smile, show enthusiasm and support)
- Use the good-bye routine you have practiced.
- Plan ahead to avoid a negative start to your child's day. (rushing, arguing, crying, skipping breakfast, misplaced shoes/clothing)

Remember:







- Kindergarten students start school three days after Brevard Public School students in grades first – twelfth.

School Security

Your child's safety is important to us! Each school has a secure single point of entry at the front office, through which ALL visitors and volunteers must sign-in using a state issued driver's license or ID card. You must have your ID at each visit to the school to receive a badge to enter campus. BPS has worked closely with BCSO to develop a plan of action for every foreseeable circumstance. Every school also has a School Resource Officer or Safety Specialist assigned to its campus.





Parenting Tips for Kindergarten Families



	<p>Build a relationship with your child's school and teacher from the start!</p> <ul style="list-style-type: none"> • communicate often (email, notes, phone calls, conferences) • volunteer (if needed, request a job that can be done from home) • attend school events and parent conferences
	<p>Share your hopes and dreams for your child with your child's teacher</p> <ul style="list-style-type: none"> • partner with your child's teacher to set goals for your child that are challenging, yet attainable • share any concerns as soon as they arise • become familiar with your child's curriculum and what skills they are working on
	<p>Connect with other families</p> <ul style="list-style-type: none"> • plan outings together in the community (parks and libraries) • support one another during the school year • share information about community resources • share parenting tips and tricks for a successful school year
	<p>Talk to your child daily about school activities and experiences</p> <ul style="list-style-type: none"> • celebrate your child's work by hanging it up at home • look through your child's work folder each day and talk about what he/she learned • support learning at home by connecting math to everyday activities • talk your child about his/her day and encourage more than "yes/no" answers. Keep the conversation going by saying "tell me more" or asking "why?" or "how did you feel?" • ask about their classmates and what they do together at school • know that your attitude about school and teachers can influence your child's attitude • limit screen time (television, tablet, phone)
	<p>Broaden your child's understanding of the world</p> <ul style="list-style-type: none"> • visit parks, museums, zoos, farms and local landmarks • encourage your child with hands-on learning (counting money, reading menus, shopping from a list) • support new interests (dinosaurs, fairies, insects, animals) • allow him/her to struggle every once in a while, and build self-confidence (jigsaw puzzles, tying shoes, working out math problems) • learn something new together • make learning fun by playing simple games
	<p>Designate a time and place for homework</p> <ul style="list-style-type: none"> • read with your child every day and ask other family members to read with them also • take a simple word like <i>tall</i> or <i>mat</i> and together come up with words that rhyme • practice fine motor skills by coloring, cutting with scissors and playing with Playdoh • visit the library often to check out books; let them see you reading too



June 2024

Sunday	Monday	Tuesday	Wednesday	Thursday	Friday	Saturday
						<p>1</p> <p>Look at a calendar and help your child count the days until school starts.</p>
<p>2</p> <p>Visit your public library. Find out about their summer reading program.</p>	<p>3</p> <p>Talk with your child about the importance of sharing. This is an essential skill in school.</p>	<p>4</p> <p>Help your child make a choice today. Making choices builds independence.</p>	<p>5</p> <p>Say "please" and "thank you" often. Your child will too.</p>	<p>6</p> <p>Encourage your young artist. Provide crayons, paint and paper and allow time to explore.</p>	<p>7</p> <p>Ask your child to pick up toys at the end of play. Thank your child for helping.</p>	<p>8</p> <p>Ask your child to tell you a story. Write it down and read it back.</p>
<p>9</p> <p>Attend story time at a local library or bookstore.</p>	<p>10</p> <p>Take a walk outside and count as many animals as you can find.</p>	<p>11</p> <p>Bake cookies with your child and count the number of cookies you make or eat.</p>	<p>12</p> <p>Read-aloud tip: Find a picture book without words and ask your child to tell the story based on what he or she sees.</p>	<p>13</p> <p>Have your child practice saying his or her first and last name.</p>	<p>14</p> <p>Take a walk around your house and find as many different shapes as possible.</p>	<p>15</p> <p>Encourage your child to wash his or her hands all by him- or herself.</p>
<p>16</p> <p>Practice taking turns by playing a game with your child.</p>	<p>17</p> <p>Brevard County has 72 miles of beaches. Visit the beach, collect shells, and help your child sort them at home.</p>	<p>18</p> <p>Help your child practice writing his or her name. Tip: Write his or her name in highlighter and let your child trace over it.</p>	<p>19</p> <p>Talk to your child about the fun things you did when you were in kindergarten.</p>	<p>20</p> <p>Talk to your child about the fun things you did when you were in kindergarten.</p>	<p>21</p> <p>Take time to play outside. Practice throwing and catching a ball.</p>	<p>22</p> <p>Put on some music and dance with your child.</p>
<p>23</p> <p>Read nursery rhymes with your child. Help them find rhyming words.</p>	<p>24</p> <p>As you do laundry, have your child help you sort and count. (Sort by color, size, object etc.)</p>	<p>25</p> <p>Imagination is so important! Help your child build a fort out of blankets and sheets.</p>	<p>26</p> <p>Read-aloud tip: Prior to reading the book to your child, have them look at the pictures and predict what they think the story will be about.</p>	<p>27</p> <p>Take a walk outside and point out living and non-living things.</p>	<p>28</p> <p>When the sun has set, step outside and count as many stars as you can.</p>	<p>29</p> <p>Did you know that Brevard County has 108 parks? Visit one near your house.</p>
<p>30</p> <p>Take a look at a map. Have your child point out three things they see.</p>						

July 2024

Sunday	Monday	Tuesday	Wednesday	Thursday	Friday	Saturday
	1 At snack time, have your child count his or her snack prior to eating it.	2 Take a trip to the public library and have your child pick out his or her own book.	3 As you are driving, have your child point out letters and numbers that they see on signs and license plates.	4 Happy Fourth of July! Talk to your child about independence and why we celebrate this special day.	5 Practice having your child say his or her name, and phone number.	6 Use safety scissors and old magazines to help your child make a collage of things they love to do.
7 Encourage your child to dress him- or herself.	8 Practice taking turns playing a game with your child. If your child loses, use this time to talk about not always winning.	9 Time yourself. See how many things you can do in one minute.	10 Hopping Day! Try hopscotch or jumping rope.	11 Help your child measure how tall he or she is. Let them help you measure how tall you are. Talk about how your heights are different.	12 Let your child help you set the table for dinner.	13 Practice taking turns by playing Tic-Tac-Toe.
14 Sing <i>Head, Shoulders, Knees and Toes</i> with your child. Help them point to each body part as they sing.	15 Give your child sidewalk chalk and have them draw a picture.	16 Choose a piece of recycling and help your child make an instrument.	17 Paint with ice. Make colored ice cubes with food coloring. Allow your child to paint with the ice on paper.	18 Look for the first letter in your name today. See how many times you can find it.	19 Practice your school morning routine. Continue this each day to prepare for school.	20 Read-aloud tip: Prior to reading the book, help your child point out the cover, title and author.
21 It is almost time for school! Take time to drive past your child's new school to show them where they will go.	22 Name the colors of fruits while grocery shopping.	23 Let your child help you prepare a meal. Have your child help measure, stir and set timers.	24 Visit a new park today and look for things in pairs.	25 Practice using buttons, zippers and tying shoelaces.	26 Sing the ABC song.	27 School is close! Draw a picture of your family to show your teacher.
28 During bath time let your child use different size plastic containers to measure water. Talk about more and less.	29 Talk about what you are most excited about doing in kindergarten.	30 Kindergarten is around the corner. Practice your morning goodbye routine.	31 Talk about friendship. Ask your child, "What makes a friend a good friend?"			
0						

What Your Child Needs to Know to be Ready for Kindergarten

Make the most of the time before kindergarten by using the *Florida Early Learning Standards: 4 Years Old to Kindergarten*. This quick reference sheet can be used as a guide as you help prepare your child for kindergarten success and beyond. This list contains suggested skills or abilities, but should not be considered fully comprehensive of all possible skills and abilities a five-year-old child should possess.



Social and Emotional Development

- Recognizes and responds with compassion when peers are upset
- Can communicate feelings and emotions
- Has positive relationships with peers and adults
- Plays well with others
- Can problem solve with peers and adults
- Can describe personal characteristics (e.g., hair color, age, gender)



Physical Development

- Demonstrates physical play, direction and spatial awareness (e.g., running, jumping, balancing, riding a tricycle)
- Eats and drinks without assistance
- Attends to personal hygiene



Creative Expression Through the Arts

- Enjoys participating in musical activities (e.g., dance, singing, playing instruments)
- Uses drawing, painting, or other form of art to express thoughts, feelings, and experiences.



Social Studies

- Identifies themselves as an individual and how they are different from others
- Understands the use of rules within the family and classroom
- Understands the use of geographic resources (e.g., globes, maps or GPS)
- Understands the role of community workers



Approaches to Learning

- Demonstrates curiosity, eagerness and persistence to a task
- Shows creativity, inventiveness, reflection and planning for a new task



Language and Literacy

- Communicates clearly with peers and adults
- Listens for personal understanding
- Follows two-step directions
- Speaks clearly, in complete sentences
- Continually increasing the understanding and use of new vocabulary words
- Uses age-appropriate grammar (e.g., possessive pronouns, plurals, past tense)
- Continually uses extended sentences
- Ask and answers questions
- Enjoys looking at and reading books, both independently and with others
- Understands how to care for a book
- Can retell a story
- Can identify letters
- Can separate compound words into two separate words
- Can combine two words to create a new compound word
- Can separate or combine syllables and words
- Names most letters (upper case and lower case)
- Can write own name



Mathematical Thinking

- Recognized sets of objects without counting (*subitizing*)
- Counts to 31
- Manipulates sets (*counting objects, separating and combining sets*)
- Creates simple patterns using different objects
- Can identify, describe and create basic shapes (*circle, square, rectangle and triangle*)
- Uses terms such as besides, below, next to, behind and under to describe the location of an object



Scientific Inquiry

- Identifies and utilizes all five senses
- Uses various technologies to support exploration and learning
- Understands the difference between and observes living things and non-living things
- Makes predictions about how an environment can change an object (e.g., water, wind, temperature)

Welcome to Brevard
Public Schools'
Kindergarten



Help Us Get to
Know Your Child
and Family

Child's Name _____ Birthdate _____ Attended VPK YES NO
Parent's Name _____ Email _____ Phone _____

My child enjoys it when we read these books and sing these songs:

I am proud that my child knows how to . . .

Here are some things my child likes and others that he/she is excited to learn about:

I am excited for my child to learn:

I would like to be involved in my child's kindergarten year in these ways:

I would like some suggestions and/or support with . . .

Other information I would like to share:

Schools recognize that children entering kindergarten have different skill levels across all domains, and kindergarten teachers are prepared to meet children where they are and support them on this journey.

PLEASE RETURN THIS INFORMATION SHEET TO YOUR CHILD'S TEACHER ON THE FIRST DAY OF SCHOOL.