


Industry Certification Results 2013 - 2014



Brevard Public Schools
Dr. Brian T. Binggeli, Superintendent

SCHOOL BOARD OF BREVARD COUNTY


Educational Services Facility
2700 Judge Fran Jamieson Way
Viera, FL 32940-6601

SCHOOL BOARD MEMBERS

Karen Henderson, Chairman
Andy Ziegler, Vice Chairman
Dr. Michael Krupp
Barbara A. Murray
Amy Kneessy

SUPERINTENDENT

Dr. Brian T. Binggeli



DIVISION OF CURRICULUM AND INSTRUCTION

Cyndi Van Meter
Associate Superintendent

OFFICE OF CAREER & TECHNICAL EDUCATION

Janice Scholz
Director

Table of Contents

Introduction	1
Industry Certification Results; 4 Year Summary	3
Industry Certification District Results	7
Industry Certification Results By School	11
Astronaut High School	13
Bayside High School	14
Cocoa Beach Jr./Sr. High School.....	15
Cocoa High School.....	16
Eau Gallie High School.....	17
Edgewood Jr./Sr. High School	18
Heritage High School.....	19
Melbourne High School.....	20
Merritt Island High School	21
Palm Bay High School.....	22
Rockledge High School	23
Satellite High School.....	24
Space Coast Jr./Sr. High School.....	25
Titusville High School	26
Viera High School	27
Industry Certification Results By Assessment	29
Industry Certification Results By Program	39
Industry Certification Appendix	51

This page intentionally left blank.

Introduction

Today's educational environment is heavily focused on accountability, standards and assessment. At the same time, industry is seeking assurances that job seekers have the skills required to fill their openings. At the local, state and federal levels, CTE programs are being tasked with providing students with credentials and certifications which are recognized and valued by our business and industry partners. Having a strong connection to industry, career and technical education has long understood the importance of industry recognized credential and certifications.

BPS Graduation Requirement

To ensure that every BPS graduate is postsecondary and/or workforce ready, student are required to complete a program of study which includes a minimum of 3 credits in one of the following areas:

- Approved dual enrollment, AP, IB, AICE or approved Honors Courses
- OR**
- Sequential CTE program of study resulting in a credential endorsed by a national, state or local industry

Brevard Strategic Plan

The BPS strategic plan includes Goal 1.3.3 – *The percent of BPS students enrolled in a Career and Technical Education (CTE) program of study who participate in the approved industry certification assessment and achieve a passing score on the assessment will increase annually, OR will be maintained at 91%* or above.* The CTE department has identified student industry credentials that meet the rigorous course requirements and this outcome indicator.

State Requirement – CAPE Academies

At the state level, Florida Statutes require that career and professional academies be coordinated with the appropriate industry indicating that all components of the program are relevant and appropriate to prepare the student for further education and for employment in that industry. Florida Statutes further define that the State Board of Education together with CareerSource Florida, Inc. will develop and adopt rules for implementing an industry certification process, based upon the highest available national standards for specific industry certification, to ensure student skill proficiency and to address emerging labor market and industry trends.

During the 2014 Florida Legislative Session, CAPE Industry Certifications are to be delivered in career themed courses as identified by each district and to include middle schools. Additional lists of certifications have been branded and placed on lists for middle school and ESE students. These are CAPE Digital Tool Certificate and CAPE ESE Digital Tools certificate lists. The CAPE Digital Tool Certificate list will contain no more than 15 certificates limited to the areas of word processing, spreadsheets, sound, motion and color presentations; digital arts; cybersecurity; and coding appropriate to middle school students. The CAPE ESE Digital Tool Certificate list will contain workplace industry certification and OSHA industry certifications as identified by the Chancellor of Career and Adult Education for students with disabilities. Each district must allocate at least 80 percent of the funds provided for industry certification to the

program that generated the funds. <http://www.flsenate.gov/Session/Bill/2014/0850/Amendment/796932/PDF>

State Requirement – High School Grade and Diploma Designations

Starting with SY 2009-10, Florida Statutes required a portion of the high school grade be determined by students' participation and performance in industry certifications, along with AP, IB, AICE and dual enrollment. Florida Statutes further expand the requirements for CTE industry certification by including student attainment of CTE industry certifications as one of the two Standard High School Diploma Designations.

Federal Requirements

At the federal level, the Carl D. Perkins Career and Technical Education Act was reauthorized in 2006 and required student attainment of career and technical skill proficiencies, including student achievement on technical assessments that are aligned with industry-recognized standards. They are designed to measure the extent CTE concentrators (3 credits in the same CTE program) are leaving high school with validated technical skills. The Florida DOE approves the Technical Skill Attainment List using the following criteria: requires a minimum of 150 hours instruction, is occupationally specific, is a State or federally regulated professional license, and the certifying agency is accredited.


In response to the federal requirements, future district Perkins Act federal funding to BPS includes performance measures, targets and potential sanctions regarding Technical Skill Attainment for program concentrators. The SY 2014-15 targets for BPS, established by the Florida DOE, is 94.37%.

In addition to the local, state and federal requirements for student industry certification, teachers and administrators can use assessment results to learn about student's skills as well as learn about the effectiveness of instruction and then apply that to instructional improvements. Assessment can be one of the most effective tools for increasing student achievement. By using assessment data for instructional purposes, teachers can improve program curriculum, identify instructional needs and maintain a continuous improvement process.

Focused on the new vision of Career and Technical Education, assessments are to be utilized for CTE students as they participate and/or complete their technical program of study. Assessments, while required at the federal, state and district levels, measure student understanding of both the knowledge and skills that are the foundation of the CTE program.

It is imperative that teachers and administrators maintain a positive perception of the value of technical skill attainment. Not only does it meet new local, state and federal requirements for CTE programs, assessments can provide a continuous improvement model for CTE instruction. Industry certifications can also provide business and industry with the assurance that CTE concentrators have the skills required to fill their openings; a win-win situation for all.

Industry Certification Results Four Year Summary



This page intentionally left blank.

2013-14 Industry Certification Results Past 4 Years

Year	# Students Identified	# Participants	# Passing	# Failing	# Completing Participants	% Participants	% Passing	% Failing	Cost of Assessments
2013-14	4,760	4,737	3,203	940	4,143	99.5%	77.3%	22.7%	\$ 265,949.13
2012-13	3,716	3,513	2,447	780	3,227	94.5%	75.9%	24.1%	\$ 224,469.77
2011-12	3,101	3,051	1,859	718	2,577	98.4%	72.1%	27.9%	\$ 147,739.39
2010-11	2,638	2,318	1,201	873	2,074	88.0%	52.0%	38.0%	\$ 116,330.44

This page intentionally left blank.

Industry Certification District Results



Brevard
Public
Schools

THE FUTURE
OF FLORIDA'S
SPACE COAST

This page intentionally left blank.

2013-14 District Industry Certification

School	# Students Identified	# Participants	# Passing	# Failing	# In Progress	# Completing Participants	% Participants	% Passing	% Failing	Cost of Assessments & Test Prep Used
AHS	409	408	308	21	79	329	99.8%	94%	6%	\$ 14,233.36
BHS	525	524	415	109	0	524	99.8%	79%	21%	\$ 18,925.22
CBHS	113	113	21	12	80	33	100%	64%	36%	\$ 3,585.00
CHS	264	260	184	76	0	260	98%	71%	29%	\$ 11,882.96
EGHS	154	154	112	42	0	154	100%	73%	27%	\$ 9,365.07
EHS	20	20	14	6	0	20	100%	70%	30%	\$ 1,000.00
HHS	370	357	226	95	36	321	96%	70%	30%	\$ 29,476.75
MHS	534	534	358	61	115	419	100%	85%	15%	\$ 17,364.87
MIHS	242	242	166	58	18	224	100%	74%	26%	\$ 12,633.17
PBHS	457	456	358	67	32	425	99.8%	84%	16%	\$ 19,153.11
RHS	297	296	184	112	0	296	99.8%	62%	38%	\$ 10,425.96
SCHS	154	153	103	33	17	136	99.8%	76%	24%	\$ 17,131.85
SHS	184	184	96	78	10	174	100%	55%	45%	\$ 13,055.96
THS	450	450	356	94	0	450	100%	79%	21%	\$ 13,842.22
VHS	587	586	302	76	208	378	99.8%	80%	20%	\$ 20,294.68
Total	4,760	4,737	3,203	940	595	4,143	99.5%	77.31%	22.69%	\$ 212,370.18

Credit must be earned as High School credits (not Dual Enrollment)
 Duplicated count of students

This page intentionally left blank.

Industry Certification Results By School



This page intentionally left blank.

2013-2014 Industry Certification Astronaut High School

Program	Assessment	School Grade	# Students Identified	# Participants	# In Progress	# Passing	# Failing	# Completing Participants	Funding Weights	% Participants	% Passing	% Failing	Cost of Assessments & Test Prep Used	Potential Bonus FTE Calculation
First Responder	CMAA	X	5	5	0	5	0	5	0.1	100%	100%	0%	\$525.00	0.5
First Responder	CPR/AED/BLS for Healthcare Providers		17	17	0	17	0	17	0	100%	100%	0%		0
Construction Tech	OSHA-10		34	34	0	34	0	34	0	100%	100%	0%	\$170.00	0
Construction Tech	NCCER Carpentry	X	32	32	0	32	0	32	0.2	100%	100%	0%	\$960.00	6.4
Patient Care Assisting	C N A	X	34	34	0	34	0	34	0.1	100%	100%	0%	\$4,760.00	3.4
Patient Care Assisting	CPR/AED/BLS for Healthcare Providers		69	69	0	69	0	69	0	100%	100%	0%		0
Finance Academy	MOS Bundle	X	94	94	79	6	9	15	0.2	100%	40%	60%	\$3,175.00	1.2
Web Development	Adobe: Dreamweaver	X	47	47	0	45	2	47	0.2	100%	96%	4%	\$668.42	9
Digital Design	Adobe: Photoshop	X	62	62	0	58	4	62	0.1	100%	94%	6%	\$668.42	5.8
Web Development	Adobe: Photoshop	X	2	2	0	2	0	2	0.1	100%	100%	0%	\$668.42	0.2
Engineering Technology	Solidworks	X	7	6	0	2	4	6	0.1	86%	33%	67%	\$2,038.10	0.2
Drafting/ILL Design	Autodesk - Certified User AutoCAD	X	6	6	0	4	2	6	0.2	100%	67%	33%	\$600.00	0.8
			409	408	79	308	21	329		100%	94%	6%	\$14,233.36	27.5

2013-2014 Industry Certification Bayside High School

Program	Assessment	School Grade	# Students Identified	# Participants	# In Progress	# Passing	# Failing	# Completing Participants	Funding Weights	% Participants	% Passing	% Failing	Cost of Assessments & Test Prep Used	Potential Bonus FTE Calculation
Comm Tech	Adobe: Photoshop*	X	42	42	0	14	28	42	0.1	100%	33%	67%	\$2,005.26	1.4
Culinary Arts	SafeStaff Food Handler Certification		63	63	0	63	0	63	0	100%	100%	0%	\$516.50	0
Culinary Arts	ServSafe Manager**	X	15	15	0	7	8	15	0	100%	47%	53%	\$570.00	0
Culinary Arts	ServSafe Manager	X	12	12	0	4	8	12	0.2	100%	33%	67%	\$456.00	0.8
Culinary Arts	ProStart Certificate of Achievement**	X	1	1	0	1	0	1	0	100%	100%	0%		0
Culinary Arts	ProStart Certificate of Achievement	X	11	11	0	11	0	11	0.2	100%	100%	0%		2.2
Culinary Arts	SafeStaff Food Handler Certification		59	59	0	59	0	59	0	100%	100%	0%	\$484.50	0
Culinary Arts	ServSafe Manager	X	49	49	0	33	16	49	0.2	100%	67%	33%	\$1,748.00	6.6
Drafting/ILL Design	Solidworks	X	28	28	0	25	3	28	0.1	100%	89%	11%	\$2,038.10	2.5
Advanced Tech Applications	Adobe: Photoshop	X	1	1	0	0	1	1	0.1	100%	0%	100%		0
Engineering Technology	Solidworks	X	19	18	0	9	9	18	0.1	95%	50%	50%	\$2,038.10	0.9
Health & Wellness	CMAA	X	29	29	0	29	0	29	0.1	100%	100%	0%	\$3,045.00	2.9
Health & Wellness	CPR/AED/BLS for Healthcare Providers		34	34	0	34	0	34	0	100%	100%	0%	\$778.50	0
TV Production	AVID	X	36	36	0	23	13	36	0.1	100%	64%	36%	\$1,000.00	2.3
Digital Design	Adobe: Dreamweaver	X	2	2	0	1	1	2	0.2	100%	50%	50%	\$668.42	0.2
Digital Design	Adobe: Photoshop	X	41	41	0	19	22	41	0.1	100%	46%	54%	\$668.42	1.9
Digital Design	Adobe: Flash	X	1	1	0	1	0	1	0.2	100%	100%	0%	\$668.42	0.2
Digital Design	Adobe: Illustrator		4	4	0	4	0	4	0	100%	100%	0%		0
Digital Design	Adobe: InDesign		2	2	0	2	0	2	0	100%	100%	0%		0
Patient Care Assisting	C N A	X	16	16	0	16	0	16	0.1	100%	100%	0%	\$2,240.00	1.6
Patient Care Assisting	CPR/AED/BLS for Healthcare Providers		60	60	0	60	0	60	0	100%	100%	0%		0
			525	524	0	415	109	524		100%	79%	21%	\$18,925.22	23.5

*Teacher was under short term contract after 3 different substitute teachers

** Offered through Dual Enrollment

2013-2014 Industry Certification Cocoa Beach High School

Program	Assessment	School Grade	# Students Identified	# Participants	# In Progress	# Passing	# Failing	# Completing	Funding Weights	% Participants	% Passing	% Failing	Cost of Assessments & Test Prep Used	Potential Bonus FTE Calculation
GIS Technology	GIS Technician	X	9	9	0	7	2	9	0.1	100%	78%	22%	\$0.00	0.7
Int'l Business	MOS Bundle	X	89	89	80	4	5	9	0.2	100%	44%	56%	\$3,175.00	0.8
Fashion Design Services	NOCTI - Apparel & Text Prod & Mer		10	10	0	10	0	10	0	100%	100%	0%	\$310.00	0
Marketing Management	A*S*K* Marketing Fundamentals		5	5	0	0	5	5	0	100%	0%	100%	\$100.00	0
			113	113	80	21	12	33		100%	64%	36%	\$3,585.00	1.5

2013-2014 Industry Certification Cocoa High School

Program	Assessment	School Grade	# Students Identified	# Participants	# In Progress	# Passing	# Failing	# Completing Participants	Funding Weights	% Participants	% Passing	% Failing	Cost of Assessments & Test Prep Used	Potential Bonus FTE Calculation
Drafting/ILL Design	Autodesk Certified User - AutoCad	X	23	19	0	5	14	19	0.2	83%	26%	74%	\$1,900.00	1
PC Support	MTA Windows Network Security	X	1	1	0	1	0	1	0.1	100%	100%	0%	\$682.00	0.1
PC Support	MTA Windows OS Fundamentals	X	6	6	0	3	3	6	0.1	100%	50%	50%	\$682.00	0.3
Accounting Applications	QuickBooks	X	4	4	0	4	0	4	0.2	100%	100%	0%	\$396.00	0.8
Health & Wellness	CMAA	X	30	30	0	20	10	30	0.1	100%	67%	33%	\$3,150.00	2
Culinary Arts	SafeStaff Food Handler Certification		88	88	0	88	0	88	0	100%	100%	0%	\$704.00	0
Culinary Arts	ServSafe Manager**	X	18	18	0	3	15	18	0	100%	17%	83%	\$684.00	0
Web Development	Adobe: Dreamweaver	X	25	25	0	15	10	25	0.2	100%	60%	40%	\$668.42	3
Web Development	Adobe: Flash	X	12	12	0	7	5	12	0.2	100%	58%	42%	\$668.42	1.4
Web Development	Adobe: Photoshop	X	7	7	0	5	2	7	0.1	100%	71%	29%	\$668.42	0.5
Web Development	Adobe: Web Design Specialist		4	4	0	4	0	4	0	100%	100%	0%		0
Automotive Collision	ASE Student Assessments		40	40	0	26	14	40	0	100%	65%	35%	\$1,200.00	0
Automotive Collision	FLADA	X	6	6	0	3	3	6	0.1	100%	50%	50%	\$479.70	0.3
** Offered through Dual Enrollment														
													\$11,882.96	9.4
													70.8%	29.2%
													98.5%	
													260	76
													184	0
													260	0
													260	260

2013-2014 Industry Certification Eau Gallie High School

Program	Assessment	School Grade	# Students Identified	# Participants	# In Progress	# Passing	# Failing	# Completing Participants	Funding Weights	% Participants	% Passing	% Failing	Cost of Assessments & Test Prep Used	Potential Bonus FTE Calculation
Web Development	Adobe: Dreamweaver	X	6	6	0	6	0	6	0.2	100%	100%	0%	\$2,005.26	1.2
Early Childhood Ed	Staff Credential		20	20	0	20	0	20	0	100%	100%	0%	\$600.00	0
Marine Service	Skills Connect Assessment Marine Svc		39	39	0	18	21	39	0	100%	46%	54%	\$780.00	0
Digital Design	Adobe: Dreamweaver	X	1	1	0	1	0	1	0.2	100%	100%	0%	\$1,002.63	0.2
Digital Design	Adobe: Photoshop	X	23	23	0	23	0	23	0.1	100%	100%	0%	\$1,002.63	2.3
Drafting - CCC	Autodesk - Certified User AutoCAD **	X	5	5	0	5	0	5	0	100%	100%	0%	\$500.00	0
Drafting/ILL Design	Autodesk - Certified User AutoCAD	X	10	10	0	7	3	10	0.2	100%	70%	30%	\$1,000.00	1.4
Health & Wellness	CMAA	X	7	7	0	7	0	7	0.1	100%	100%	0%	\$735.00	0.7
Automotive Service Tech	FLADA	X	9	9	0	8	1	9	0.1	100%	89%	11%	\$719.55	0.8
Automotive Service Tech	ASE Student Assessments		34	34	0	17	17	34	0	100%	50%	50%	\$1,020.00	0
			154	154	0	112	42	154		100.0%	72.7%	27.3%	\$9,365.07	6.6
** Offered through Dual Enrollment														

2013-2014 Industry Certification Edgewood High School

Program	Assessment	School Grade	# Students Identified	# Participants	# In Progress	# Passing	# Failing	# Completing	Participants	Funding Weights	% Participants	% Passing	% Failing	Cost of Assessments & Test Prep Used	Potential Bonus FTE Calculation
TV Production	AVID	X	15	15	0	12	3	15	15	0.1	100%	80%	20%	\$ 1,000.00	1.2
Digital Design	Adobe: InDesign		5	5	0	2	3	5	5	0	100%	40%	60%		
			20	20	0	14	6	20	20		100.0%	70.0%	30.0%	\$ 1,000.00	1.2

2013-2014 Industry Certification Heritage High School

Program	Assessment	School Grade	# Students Identified	# Participants	# In Progress	# Passing	# Failing	# Completing	Participants	Funding Weights	% Passing	% Failing	Cost of Assessments & Test Prep Used	Potential Bonus FTE Calculation
Automotive Service Tech	FLADA	X	10	10	0	7	3	10	0.1	100%	70%	30%	\$799.50	0.7
Automotive Service Tech	ASE Student Assessments		54	54	0	44	10	54	0	100%	81%	19%	\$1,620.00	0
Interior Design	Chief Architect	X	3	3	0	3	0	3	0.2	100%	100%	0%	\$2,930.00	0.6
Automation & Production	Solidworks	X	15	9	0	0	9	9	0.1	60%	0%	100%	\$2,038.10	0
Drafting	Autodesk - Certified User AutoCAD	X	18	11	0	6	5	11	0.2	61%	55%	45%	\$1,100.00	1.2
Health & Wellness	CMAA	X	54	54	0	36	18	54	0.1	100%	67%	33%	\$5,670.00	3.6
Health & Wellness	CPR/AED/BLS for Healthcare Providers		50	50	0	50	0	50	0	100%	100%	0%	\$874.50	0
Automotive Service Tech	FLADA	X	7	7	0	5	2	7	0.1	100%	71%	29%	\$559.65	0.5
Automotive Service Tech	ASE Student Assessments		14	14	0	7	7	14	0	100%	50%	50%	\$420.00	0
Medical Admin Specialist	CMAA	X	38	38	0	25	13	38	0.1	100%	66%	34%	\$3,990.00	2.5
Business S & Mgmt	MOS Bundle	X	44	44	36	7	1	8	0.2	100%	88%	13%	\$3,175.00	1.4
Environmental Water	Water Treatment Plant Operator C	X	18	18	0	4	14	18	0.1	100%	22%	78%	\$1,800.00	0.4
PC Support	MTA Windows OS Fundamentals	X	43	43	0	31	12	43	0.1	100%	72%	28%	\$2,250.00	3.1
PC Support	MTA Windows Server Admin Fundamentals	X	2	2	0	1	1	2	0.1	100%	50%	50%	\$2,250.00	0.1
			370	357	36	226	95	321			70.4%	29.6%	\$29,476.75	14.1

2013-2014 Industry Certification Melbourne High School

Program	Assessment	School Grade	# Students Identified	# Participants	# In Progress	# Passing	# Failing	# Completing Participants	Funding Weights	% Participants	% Passing	% Failing	% In Progress	% Completing Participants	Cost of Assessments & Test Prep Used	Potential Bonus FTE Calculation
Web Development	Adobe: Dreamweaver	X	11	11	0	10	1	11	0.2	100%	91%	9%	0%	100%	\$ 668.42	2
Web Development	Adobe: Flash	X	7	7	0	6	1	7	0.2	100%	86%	14%	0%	100%	\$ 668.42	1.2
Web Development	Adobe: Photoshop	X	1	1	0	1	0	1	0.1	100%	100%	0%	0%	100%	\$ 668.42	0.1
Web Development	Adobe: Illustrator		4	4	0	4	0	4	0	100%	100%	0%	0%	100%		0
Web Development	Adobe: Web Design Specialist		2	2	0	2	0	2	0	100%	100%	0%	0%	100%		0
Finance Academy	MOS Bundle	X	44	44	23	17	4	21	0.2	100%	81%	19%	52%	48%	\$ 1,058.33	3.4
Fashion Design Services	NOCTI - Apparel & Text Prod & Mer		1	1	0	1	0	1	0	100%	100%	0%	0%	100%	\$ 31.00	0
New Media	Adobe: Photoshop	X	59	59	0	24	35	59	0.1	100%	41%	59%	0%	100%	\$ 2,005.26	2.4
Finance Academy	MOS Bundle	X	78	78	68	4	6	10	0.2	100%	40%	60%	87%	13%	\$ 1,058.33	0.8
Culinary Arts	SafeStaff Food Handler Certification		46	46	0	46	0	46	0	100%	100%	0%	0%	100%	\$ 368.00	0
Culinary Arts	ServSafe Manager	X	27	27	0	26	1	27	0.2	100%	96%	4%	0%	100%	\$ 1,026.00	5.2
Culinary Arts	ServSafe Manager**	X	10	10	0	10	0	10	0	100%	100%	0%	0%	100%	\$ 380.00	0
Engineering Technology	Solidworks	X	30	30	0	28	2	30	0.1	100%	93%	7%	0%	100%	\$ 2,038.10	2.8
Patient Care Assisting	C N A	X	15	15	0	13	2	15	0.1	100%	87%	13%	0%	100%	\$ 2,100.00	1.3
Patient Care Assisting	CPR/AED/BLS for Healthcare Providers		43	43	0	43	0	43	0	100%	100%	0%	0%	100%	\$ 120.00	0
Culinary Arts	SafeStaff Food Handler Certification		87	87	0	87	0	87	0	100%	100%	0%	0%	100%	\$ 696.00	0
Construction Tech	NCCER Carpentry	X	14	14	0	14	0	14	0.2	100%	100%	0%	0%	100%	\$ 1,414.99	2.8
Digital Video	Adobe: Flash	X	28	28	0	20	8	28	0.2	100%	71%	29%	0%	100%	\$ 2,005.26	4
Finance Academy	MOS Bundle	X	27	27	24	2	1	3	0.2	100%	67%	33%	89%	11%	\$ 1,058.33	0.4
			534	534	115	358	61	419		100.0%	85.4%	14.6%	21.5%	78.5%	\$ 17,364.87	26.4

** Offered through Dual Enrollment

2013-2014 Industry Certification

Merritt Island High School

Program	Assessment	School Grade	# Students Identified	# Participants	# In Progress	# Passing	# Failing	# Completing	Funding Weights	% Participants	% Passing	% Failing	Cost of Assessments & Test Prep Used	Potential Bonus FTE Calculation
Admin Office Specialist	MOS Bundle	X	18	18	18	0	0	0	0.2	100%	0%	0%	\$3,175.00	0
Automotive Service Tech	FLADA	X	7	7	0	6	1	7	0.1	100%	86%	14%	\$559.65	0.6
Automotive Service Tech	ASE Student Assessments		34	34	0	21	13	34	0	100%	62%	38%	\$1,020.00	0
Web Development	Adobe: Dreamweaver	X	38	38	0	38	0	38	0.2	100%	100%	0%	\$1,002.63	7.6
Digital Design	Adobe: Flash	X	1	1	0	1	0	1	0.2	100%	100%	0%	\$1,002.63	0.2
Web Development	Adobe: Illustrator		7	7	0	7	0	7	0	100%	100%	0%		0
Web Development	Adobe: InDesign		4	4	0	4	0	4	0	100%	100%	0%		0
Digital Design	Adobe: Dreamweaver	X	1	1	0	1	0	1	0.2	100%	100%	0%	\$668.42	0.2
Digital Design	Adobe: Photoshop	X	32	32	0	32	0	32	0.1	100%	100%	0%	\$668.42	3.2
Digital Design	Adobe: Flash	X	6	6	0	4	2	6	0.2	100%	67%	33%	\$668.42	0.8
Digital Design	Adobe: Illustrator		6	6	0	6	0	6	0	100%	100%	0%		0
Digital Design	Adobe: InDesign		2	2	0	2	0	2	0	100%	100%	0%		0
Digital Design	Adobe: Web Design Specialist		3	3	0	3	0	3	0	100%	100%	0%		0
Drafting/ILL Design	Autodesk - Certified User AutoCAD	X	4	4	0	3	1	4	0.2	100%	75%	25%	\$400.00	0.6
PLTW - ENGINEERING	Autodesk: Inventor	X	10	10	0	9	1	10	0.2	100%	90%	10%	\$1,000.00	1.8
Food Science	ServSafe Manager	X	43	43	0	6	37	43	0.2	100%	14%	86%	\$1,738.00	1.2
Early Childhood Ed	Staff Credential		21	21	0	21	0	21	0	100%	100%	0%	\$630.00	0
Marketing Management	A*S*K* Marketing Fundamentals		5	5	0	2	3	5	0	100%	40%	60%	\$100.00	0
			242	242	18	166	58	224		100.0%	74.1%	25.9%	\$12,633.17	16.2

2013-2014 Industry Certification Palm Bay Magnet High School

Program	Assessment	School Grade	# Students Identified	# Participants	# In Progress	# Passing	# Failing	# Completing Participants	Funding Weights	% Participants	% Passing	% Failing	% In Progress	% Completing Participants	Cost of Assessments & Test Prep Used	Potential Bonus FTE Calculation
Engineering Technology	Solidworks	X	12	11	0	1	10	11	0.1	92%	9%	91%	0%	100%	\$2,038.10	0.1
Fashion Design Services	NOCTI - Apparel & Text Prod & Mer		14	14	0	12	2	14	0	100%	86%	14%	0%	100%	\$448.00	0
Patient Care Assisting	C N A	X	8	8	0	7	1	8	0.1	100%	88%	13%	0%	100%	\$1,120.00	0.7
Patient Care Assisting	CPR/AED/BLS for Healthcare Providers		47	47	0	47	0	47	0	100%	100%	0%	0%	100%	\$874.50	0
Early Childhood Ed	ECPC		21	21	0	21	0	21	0	100%	100%	0%	0%	100%	\$630.00	0
Early Childhood Ed	ServSafe Manager	X	9	9	0	2	7	9	0.2	100%	22%	78%	0%	100%	\$864.00	0.4
Drafting/ILL Design	Autodesk - Certified User AutoCAD	X	25	25	0	23	2	25	0.2	100%	92%	8%	0%	100%	\$2,500.00	4.6
Comm Tech	Adobe: Dreamweaver	X	3	3	0	3	0	3	0.2	100%	100%	0%	0%	100%	\$668.42	0.6
Comm Tech	Adobe: Flash	X	2	2	0	2	0	2	0.2	100%	100%	0%	0%	100%	\$668.42	0.4
Comm Tech	Adobe: Photoshop	X	32	32	0	30	2	32	0.1	100%	94%	6%	0%	100%	\$668.42	3
Comm Tech	Adobe: Web Design Specialist		2	2	0	2	0	2	0	100%	100%	0%	0%	100%		0
Culinary Arts	SafeStaff Food Handler Certification		55	55	0	55	0	55	0	100%	100%	0%	0%	100%	\$440.00	0
Culinary Arts	ServSafe Manager	X	20	20	0	18	2	20	0.2	100%	90%	10%	0%	100%	\$760.00	3.6
Culinary Arts	ServSafe Manager**	X	7	7	0	6	1	7	0	100%	86%	14%	0%	100%	\$266.00	0
Web Development	Adobe: Dreamweaver	X	52	52	0	31	21	52	0.2	100%	60%	40%	0%	100%	\$668.42	6.2
Web Development	Adobe: Flash	X	5	5	0	2	3	5	0.2	100%	40%	60%	0%	100%	\$668.42	0.4
Web Development	Adobe: Photoshop	X	19	19	0	5	14	19	0.1	100%	26%	74%	0%	100%	\$668.42	0.5
Admin Office Specialist	MOS Bundle	X	46	46	32	13	2	15	0.2	100%	87%	13%	70%	33%	\$3,175.00	2.6
Criminal Justice	NOCTI - Criminal Justice		20	20	0	20	0	20	0	100%	100%	0%	0%	100%	\$437.00	0
Construction Tech	NCCER Carpentry	X	35	35	0	35	0	35	0.2	100%	100%	0%	0%	100%	\$1,474.99	7
Construction Tech	OSHA - 10		23	23	0	23	0	23	0	100%	100%	0%	0%	100%	\$115.00	0
			457	456	32	358	67	425		99.8%	84.2%	15.8%	7.0%	93.2%	\$19,153.11	30.1

** Offered through Dual Enrollment

2013-2014 Industry Certification Rockledge High School

Program	Assessment	School Grade	# Students Identified	# Participants	# In Progress	# Passing	# Failing	# Completing Participants	Funding Weights	% Participants	% Passing	% Failing	Cost of Assessments & Test Prep Used	Potential Bonus FTE Calculation
Patient Care Assisting	CNA	X	15	15	0	15	0	15	0.1	100%	100%	0%	\$2,100.00	1.5
Patient Care Assisting	CPR/AED/BLS for Healthcare Providers		30	30	0	30	0	30	0	100%	100%	0%		0
Hosp & Tourism	ServSafe Manager	X	20	20	0	2	18	20	0.2	100%	10%	90%	\$720.00	0.4
Accounting Applications	QuickBooks	X	2	2	0	2	0	2	0.2	100%	100%	0%	\$198.00	0.4
Fashion Design Services	NOCTI - Apparel & Text Prod & Mer		11	11	0	8	3	11	0	100%	73%	27%	\$341.00	0
Drafting/ILL Design	Autodesk - Certified User AutoCAD	X	23	23	0	23	0	23	0.2	100%	100%	0%	\$2,300.00	4.6
Automotive Service Tech	FLADA	X	6	6	0	6	0	6	0.1	100%	100%	0%	\$479.70	0.6
Automotive Service Tech	ASE Student Assessments		71	71	0	49	22	71	0	100%	69%	31%	\$2,130.00	0
Digital Design	Adobe: Photoshop	X	100	100	0	34	66	100	0.1	100%	34%	66%	\$1,002.63	3.4
Digital Design	Adobe: Flash	X	5	5	0	2	3	5	0.2	100%	40%	60%	\$1,002.63	0.4
Digital Design	Adobe: Illustrator		6	6	0	6	0	6	0	100%	100%	0%		0
Criminal Justice	NOCTI - Criminal Justice		8	7	0	7	0	7	0	88%	100%	0%	\$152.00	0
			297	296	0	184	112	296		99.7%	62.2%	37.8%	\$10,425.96	11.3

2013-2014 Industry Certification Space Coast High School

Program	Assessment	School Grade	# Students Identified	# Participants	# In Progress	# Passing	# Failing	# Completing	Funding Weights	% Participants	% Passing	% Failing	Cost of Assessments & Test Prep Used	Potential Bonus FTE Calculation
Drafting	Autodesk - Certified User AutoCAD	X	19	19	0	19	0	19	0.2	100%	100%	0%	\$1,900.00	3.8
A/C Refrig & Heat	NATE	X	12	12	0	10	2	12	0.2	100%	83%	17%	\$7,123.75	2
A/C Refrig & Heat	EPA		31	31	0	31	0	31	0	100%	100%	0%	\$1,025.00	0
Engineering Technology	Solidworks	X	19	19	0	13	6	19	0.1	100%	68%	32%	\$2,038.10	1.3
Teacher Assisting	ParaPro		15	15	0	15	0	15	0	100%	100%	0%	\$750.00	0
Marketing Management	A*S*K* Marketing Fundamentals		6	5	0	0	5	5	0	83%	0%	100%	\$120.00	0
Admin Office Specialist	MOS Bundle	X	22	22	17	5	0	5	0.2	100%	100%	0%	\$3,175.00	1
TV Production	AVID	X	30	30	0	10	20	30	0.1	100%	33%	67%	\$1,000.00	1
			154	153	17	103	33	136		99.4%	75.7%	24.3%	\$17,131.85	9.1

2013-2014 Industry Certification Satellite High School

Program	Assessment	School Grade	# Students Identified	# Participants	# In Progress	# Passing	# Failing	# Completing	Funding Weights	% Participants	% Passing	% Failing	Cost of Assessments & Test Prep Used	Potential Bonus FTE Calculation
Food Science	ServSafe Manager	X	39	39	0	7	32	39	0.2	100%	18%	82%	\$2,650.00	1.4
Marketing Management	A*S*K* Marketing Fundamentals		7	7	0	3	4	7	0	100%	43%	57%	\$140.00	
Business Software	MOS Bundle	X	19	19	10	9	0	9	0.2	100%	100%	0%	\$3,175.00	1.8
Fashion Design Services	NOCTI - Apparel & Text Prod & Mer		12	12	0	11	1	12	0	100%	92%	8%	\$372.00	
Drafting/ILL Design	Autodesk - Certified User AutoCAD	X	19	19	0	18	1	19	0.2	100%	95%	5%	\$1,900.00	3.6
Automotive Service Tech	FLADA	X	6	6	0	4	2	6	0.1	100%	67%	33%	\$479.70	0.4
Automotive Service Tech	ASE Student Assessments		44	44	0	17	27	44	0	100%	39%	61%	\$1,320.00	0
Early Childhood Ed	Staff Credential		11	11	0	11	0	11	0	100%	100%	0%	\$1,014.00	
Comm Tech	Adobe: Photoshop	X	27	27	0	16	11	27	0.1	100%	59%	41%	\$2,005.26	1.6
			184	184	10	96	78	174		100.0%	55.2%	44.8%	\$13,055.96	8.8

2013-2014 Industry Certification Titusville High School


Program	Assessment	School Grade	# Students Identified	# Participants	# In Progress	# Passing	# Failing	# Completing Participants	Funding Weights	% Participants	% Passing	% Failing	Cost of Assessments & Test Prep Used	Potential Bonus FTE Calculation
Digital Design	Adobe: Dreamweaver	X	3	3	0	3	0	3	0.2	100%	100%	0%	\$668.42	0.6
Digital Design	Adobe: Flash	X	1	1	0	1	0	1	0.2	100%	100%	0%	\$668.42	0.2
Digital Design	Adobe: Illustrator		2	2	0	2	0	2	0	100%	100%	0%		0
Digital Design	Adobe: InDesign		2	2	0	2	0	2	0	100%	100%	0%		0
Digital Design	Adobe: Photoshop	X	51	51	0	43	8	51	0.1	100%	84%	16%	\$668.42	4.3
Digital Design	Adobe: Web Design Specialist		1	1	0	1	0	1	0	100%	100%	0%		0
TV Production	AVID	X	40	40	0	0	40	40	0.1	100%	0%	100%	\$1,000.00	0
Web Development	Adobe: Dreamweaver	X	19	19	0	18	1	19	0.2	100%	95%	5%	\$668.42	3.6
Web Development	Adobe: Flash	X	12	12	0	12	0	12	0.2	100%	100%	0%	\$668.42	2.4
Web Development	Adobe: Photoshop	X	19	19	0	18	1	19	0.1	100%	95%	5%	\$668.42	1.8
Web Development	Adobe: Web Design Specialist		1	1	0	1	0	1	0	100%	100%	0%		0
Patient Care Assisting	C N A	X	39	39	0	35	4	39	0.1	100%	90%	10%	\$5,460.00	3.5
Patient Care Assisting	CPR/AED/BLS for Healthcare Providers		37	37	0	37	0	37	0	100%	100%	0%		0
Culinary Arts	SafeStaff Food Handler Certification		60	60	0	60	0	60	0	100%	100%	0%	\$480.00	0
Culinary Arts	ServSafe Manager	X	22	22	0	5	17	22	0.2	100%	23%	77%	\$836.00	1
Culinary Arts	ServSafe Manager**	X	6	6	0	1	5	6	0	100%	17%	83%	\$228.00	0
Fashion Design Services	NOCTI - Apparel & Text Prod & Mer		7	7	0	7	0	7	0	100%	100%	0%	\$418.00	0
Patient Care Assisting	CPR/AED/BLS for Healthcare Providers		91	91	0	91	0	91	0	100%	100%	0%		0
Automotive Service Tech	FLADA	X	6	6	0	3	3	6	0.1	100%	50%	50%	\$479.70	0.3
Automotive Service Tech	ASE Student Assessments		31	31	0	16	15	31	0	100%	52%	48%	\$930.00	0
			450	450	0	356	94	450		100.0%	79.1%	20.9%	\$13,842.22	17.7
** Offered through Dual Enrollment														

2013-2014 Industry Certification Viera High School

Program	Assessment	School Grade	# Students Identified	# Participants	# In Progress	# Passing	# Failing	# Completing Participants	Funding Weights	% Participants	% Passing	% Failing	Cost of Assessments & Test Prep Used	Potential Bonus FTE Calculation
Early Childhood Ed	Staff Credential		18	18	0	18	0	18	0	100%	100%	0%	\$1,385.00	0
Comm Tech	Adobe: Photoshop	X	72	72	0	49	23	72	0.1	100%	68%	32%	\$2,005.26	4.9
Comm Tech	Adobe: Illustrator		39	39	0	39	0	39	0	100%	100%	0%		0
Finance Academy	MOS Bundle	X	116	116	116	0	0	0	0.2	100%	0%	0%		0
Interior Design	Chief Architect Apprentice	X	13	13	0	11	2	13	0.2	100%	85%	15%	\$1,395.00	2.2
Health Science - Dental	CMAA	X	28	28	0	25	3	28	0.1	100%	89%	11%	\$4,731.16	2.5
Health Science - Dental	CPR/AED/BLS for Healthcare Providers		15	15	0	15	0	15	0	100%	100%	0%		0
Comm Tech	Adobe: Photoshop	X	128	128	0	113	15	128	0.1	100%	88%	12%	\$2,005.26	11.3
Comm Tech	Adobe: Illustrator		11	11	0	11	0	11	0	100%	100%	0%		0
Food Science	ServSafe - training materials	X	na	na	na	na	na	na					\$1,168.00	
Marketing Management	A*S*K* Marketing Fundamentals		4	3	0	1	2	3	0	75%	33%	67%	\$80.00	0
TV Production	AVID	X	31	31	0	10	21	31	0.1	100%	32%	68%	\$1,000.00	1
Finance Academy	MOS Bundle	X	112	112	92	10	10	20	0.2	100%	50%	50%	\$6,525.00	2
			587	586	208	302	76	378		99.8%	79.9%	20.1%	\$20,294.68	23.9

This page intentionally left blank.

Industry Certification Results By Assessment



This page intentionally left blank.

2013-14 Industry Certification By Assessment

School	Program	Assessment	School Grade	# Students Identified	# Participants	# In Progress	# Passing	# Failing	# Completing Participants	Funding Weights	% Participants	% Passing	% Failing	% In Progress	% Completing Participants	Cost of Assessments & Test Prep Used
CBHS	Marketing Management	A*S*K* Marketing Fundamentals		5	5	0	0	5	5	0	100%	0%	100%	0%	100%	\$100.00
MIHS	Marketing Management	A*S*K* Marketing Fundamentals		5	5	0	2	3	5	0	100%	40%	60%	0%	100%	\$100.00
SCHS	Marketing Management	A*S*K* Marketing Fundamentals		6	5	0	0	5	5	0	83%	0%	100%	0%	100%	\$120.00
SHS	Marketing Management	A*S*K* Marketing Fundamentals		7	7	0	3	4	7	0	100%	43%	57%	0%	100%	\$140.00
VHS	Marketing Management	A*S*K* Marketing Fundamentals		4	3	0	1	2	3	0	75%	33%	67%	0%	100%	\$80.00
		A*S*K* Marketing Fundamentals		27	25	0	6	19	25		93%	24%	76%	0%	100%	\$540.00
AHS	Web Development	Adobe: Dreamweaver	X	47	47	0	45	2	47	0.2	100%	96%	4%	0%	100%	\$668.42
BHS	Digital Design	Adobe: Dreamweaver	X	2	2	0	1	1	2	0.2	100%	50%	50%	0%	100%	\$668.42
CHS	Web Development	Adobe: Dreamweaver	X	25	25	0	15	10	25	0.2	100%	60%	40%	0%	100%	\$668.42
EGHS	Digital Design	Adobe: Dreamweaver	X	1	1	0	1	0	1	0.2	100%	100%	0%	0%	100%	\$1,002.63
EGHS	Web Development	Adobe: Dreamweaver	X	6	6	0	6	0	6	0.2	100%	100%	0%	0%	100%	\$2,005.26
MIHS	Web Development	Adobe: Dreamweaver	X	11	11	0	10	1	11	0.2	100%	91%	9%	0%	100%	\$668.42
MIHS	Web Development	Adobe: Dreamweaver	X	38	38	0	38	0	38	0.2	100%	100%	0%	0%	100%	\$1,002.63
MIHS	Digital Design	Adobe: Dreamweaver	X	1	1	0	1	0	1	0.2	100%	100%	0%	0%	100%	\$668.42
PBMS	Comm Tech	Adobe: Dreamweaver	X	3	3	0	3	0	3	0.2	100%	100%	0%	0%	100%	\$668.42
PBMS	Web Development	Adobe: Dreamweaver	X	52	52	0	31	21	52	0.2	100%	60%	40%	0%	100%	\$668.42
THS	Digital Design	Adobe: Dreamweaver	X	3	3	0	3	0	3	0.2	100%	100%	0%	0%	100%	\$668.42
THS	Web Development	Adobe: Dreamweaver	X	19	19	0	18	1	19	0.2	100%	95%	5%	0%	100%	\$668.42
		Adobe: Dreamweaver	X	208	208	0	172	36	208	0.2	100%	83%	17%	0%	100%	\$10,026.30
BHS	Digital Design	Adobe: Flash	X	1	1	0	1	0	1	0.2	100%	100%	0%	0%	100%	\$668.42
CHS	Web Development	Adobe: Flash	X	12	12	0	7	5	12	0.2	100%	58%	42%	0%	100%	\$668.42
MIHS	Web Development	Adobe: Flash	X	7	7	0	6	1	7	0.2	100%	86%	14%	0%	100%	\$668.42
MIHS	Digital Video	Adobe: Flash	X	28	28	0	20	8	28	0.2	100%	71%	29%	0%	100%	\$2,005.26
MIHS	Digital Design	Adobe: Flash	X	1	1	0	1	0	1	0.2	100%	100%	0%	0%	100%	\$1,002.63
MIHS	Digital Design	Adobe: Flash	X	6	6	0	4	2	6	0.2	100%	67%	33%	0%	100%	\$668.42
PBMS	Comm Tech	Adobe: Flash	X	2	2	0	2	0	2	0.2	100%	100%	0%	0%	100%	\$668.42
PBMS	Web Development	Adobe: Flash	X	5	5	0	2	3	5	0.2	100%	40%	60%	0%	100%	\$668.42
RHS	Digital Design	Adobe: Flash	X	5	5	0	2	3	5	0.2	100%	40%	60%	0%	100%	\$1,002.63
THS	Digital Design	Adobe: Flash	X	1	1	0	1	0	1	0.2	100%	100%	0%	0%	100%	\$668.42
THS	Web Development	Adobe: Flash	X	12	12	0	12	0	12	0.2	100%	100%	0%	0%	100%	\$668.42
		Adobe: Flash	X	80	80	0	58	22	80	0.2	100%	73%	28%	0%	100%	\$9,357.88

2013-14 Industry Certification By Assessment

School	Program	Assessment	School Grade	# Students Identified	# Participants	# In Progress	# Passing	# Failing	# Completing Participants	Funding Weights	% Participants	% Passing	% Failing	% In Progress	% Completing Participants	Cost of Assessments & Test Prep Used
BHS	Digital Design	Adobe: Illustrator		4	4	0	4	0	4	0	100%	100%	0%	0%	100%	
MHS	Web Development	Adobe: Illustrator		4	4	0	4	0	4	0	100%	100%	0%	0%	100%	
MIHS	Web Development	Adobe: Illustrator		7	7	0	7	0	7	0	100%	100%	0%	0%	100%	
MIHS	Digital Design	Adobe: Illustrator		6	6	0	6	0	6	0	100%	100%	0%	0%	100%	
RHS	Digital Design	Adobe: Illustrator		6	6	0	6	0	6	0	100%	100%	0%	0%	100%	
THS	Digital Design	Adobe: Illustrator		2	2	0	2	0	2	0	100%	100%	0%	0%	100%	
VHS	Comm Tech	Adobe: Illustrator		39	39	0	39	0	39	0	100%	100%	0%	0%	100%	
VHS	Comm Tech	Adobe: Illustrator		11	11	0	11	0	11	0	100%	100%	0%	0%	100%	
		Adobe: Illustrator		79	79	0	79	0	79	0	100%	100%	0%	0%	100%	\$0.00
BHS	Digital Design	Adobe: InDesign		2	2	0	2	0	2	0	100%	100%	0%	0%	100%	
EHS	Digital Design	Adobe: InDesign		5	5	0	2	3	5	0	100%	40%	60%	0%	100%	
MIHS	Web Development	Adobe: InDesign		4	4	0	4	0	4	0	100%	100%	0%	0%	100%	
MIHS	Digital Design	Adobe: InDesign		2	2	0	2	0	2	0	100%	100%	0%	0%	100%	
THS	Digital Design	Adobe: InDesign		2	2	0	2	0	2	0	100%	100%	0%	0%	100%	
		Adobe: InDesign		15	15	0	12	3	15	0	100%	80%	20%	0%	100%	\$0.00
AHS	Digital Design	Adobe: Photoshop	X	62	62	0	58	4	62	0.1	100%	94%	6%	0%	100%	\$668.42
AHS	Web Development	Adobe: Photoshop	X	2	2	0	2	0	2	0.1	100%	100%	0%	0%	100%	\$668.42
BHS	Comm Tech	Adobe: Photoshop	X	42	42	0	14	28	42	0.1	100%	33%	67%	0%	100%	\$2,005.26
BHS	Advanced Tech Applications	Adobe: Photoshop	X	1	1	0	0	1	1	0.1	100%	0%	100%	0%	100%	
BHS	Digital Design	Adobe: Photoshop	X	41	41	0	19	22	41	0.1	100%	46%	54%	0%	100%	\$668.42
CHS	Web Development	Adobe: Photoshop	X	7	7	0	5	2	7	0.1	100%	71%	29%	0%	100%	\$668.42
EGHS	Digital Design	Adobe: Photoshop	X	23	23	0	23	0	23	0.1	100%	100%	0%	0%	100%	\$1,002.63
MHS	Web Development	Adobe: Photoshop	X	1	1	0	1	0	1	0.1	100%	100%	0%	0%	100%	\$668.42
MIHS	New Media	Adobe: Photoshop	X	59	59	0	24	35	59	0.1	100%	41%	59%	0%	100%	\$2,005.26
MIHS	Digital Design	Adobe: Photoshop	X	32	32	0	32	0	32	0.1	100%	100%	0%	0%	100%	\$668.42
PBMS	Comm Tech	Adobe: Photoshop	X	32	32	0	30	2	32	0.1	100%	94%	6%	0%	100%	\$668.42
PBMS	Web Development	Adobe: Photoshop	X	19	19	0	5	14	19	0.1	100%	26%	74%	0%	100%	\$668.42
RHS	Digital Design	Adobe: Photoshop	X	100	100	0	34	66	100	0.1	100%	34%	66%	0%	100%	\$1,002.63
SHS	Comm Tech	Adobe: Photoshop	X	27	27	0	16	11	27	0.1	100%	59%	41%	0%	100%	\$2,005.26
THS	Digital Design	Adobe: Photoshop	X	51	51	0	43	8	51	0.1	100%	84%	16%	0%	100%	\$668.42
THS	Web Development	Adobe: Photoshop	X	19	19	0	18	1	19	0.1	100%	95%	5%	0%	100%	\$668.42
VHS	Comm Tech	Adobe: Photoshop	X	72	72	0	49	23	72	0.1	100%	68%	32%	0%	100%	\$2,005.26
VHS	Comm Tech	Adobe: Photoshop	X	128	128	0	113	15	128	0.1	100%	88%	12%	0%	100%	\$2,005.26
		Adobe: Photoshop		718	718	0	486	232	718	0.1	100%	68%	32%	0%	100%	\$18,715.76

2013-14 Industry Certification By Assessment

School	Program	Assessment	School Grade	# Students Identified	# Participants	# In Progress	# Passing	# Failing	# Completing Participants	Funding Weights	% Participants	% Passing	% Failing	% In Progress	% Completing Participants	Cost of Assessments & Test Prep Used
CHS	Web Development	Adobe: Web Design Specialist		4	4	0	4	0	4	0	100%	100%	0%	0%	100%	
MHS	Web Development	Adobe: Web Design Specialist		2	2	0	2	0	2	0	100%	100%	0%	0%	100%	
MIHS	Digital Design	Adobe: Web Design Specialist		3	3	0	3	0	3	0	100%	100%	0%	0%	100%	
PBMS	Comm Tech	Adobe: Web Design Specialist		2	2	0	2	0	2	0	100%	100%	0%	0%	100%	
THS	Digital Design	Adobe: Web Design Specialist		1	1	0	1	0	1	0	100%	100%	0%	0%	100%	
THS	Web Development	Adobe: Web Design Specialist		1	1	0	1	0	1	0	100%	100%	0%	0%	100%	
		Adobe: Web Design Specialist		13	13	0	13	0	13	0	100%	100%	0%	0%	100%	\$0.00
CHS	Automotive Collision	ASE Student Assessments		40	40	0	26	14	40	0	100%	65%	35%	0%	100%	\$1,200.00
EGHS	Automotive Service Tech	ASE Student Assessments		34	34	0	17	17	34	0	100%	50%	50%	0%	100%	\$1,020.00
HHS	Automotive Service Tech	ASE Student Assessments		54	54	0	44	10	54	0	100%	81%	19%	0%	100%	\$1,620.00
HHS	Automotive Service Tech	ASE Student Assessments		14	14	0	7	7	14	0	100%	50%	50%	0%	100%	\$420.00
MIHS	Automotive Service Tech	ASE Student Assessments		34	34	0	21	13	34	0	100%	62%	38%	0%	100%	\$1,020.00
RHS	Automotive Service Tech	ASE Student Assessments		71	71	0	49	22	71	0	100%	69%	31%	0%	100%	\$2,130.00
SHS	Automotive Service Tech	ASE Student Assessments		44	44	0	17	27	44	0	100%	39%	61%	0%	100%	\$1,320.00
THS	Automotive Service Tech	ASE Student Assessments		31	31	0	16	15	31	0	100%	52%	48%	0%	100%	\$930.00
		ASE Student Assessments		322	322	0	197	125	322	0	100%	61%	39%	0%	100%	\$9,660.00
AHS	Drafting/ILL Design	Autodesk - Certified User AutoCAD	X	6	6	0	4	2	6	0.2	100%	67%	33%	0%	100%	\$600.00
CHS	Drafting/ILL Design	Autodesk Certified User - AutoCad	X	23	19	0	5	14	19	0.2	83%	26%	74%	0%	100%	\$1,900.00
EGHS	Drafting/ILL Design	Autodesk - Certified User AutoCAD	X	10	10	0	7	3	10	0.2	100%	70%	30%	0%	100%	\$1,000.00
EGHS	Drafting - CCC	Autodesk - Certified User AutoCAD **	X	5	5	0	5	0	5	0	100%	100%	0%	0%	100%	\$500.00
HHS	Drafting	Autodesk - Certified User AutoCAD	X	18	11	0	6	5	11	0.2	61%	55%	45%	0%	100%	\$1,100.00
MIHS	Drafting/ILL Design	Autodesk - Certified User AutoCAD	X	4	4	0	3	1	4	0.2	100%	75%	25%	0%	100%	\$400.00
PBMS	Drafting/ILL Design	Autodesk - Certified User AutoCAD	X	25	25	0	23	2	25	0.2	100%	92%	8%	0%	100%	\$2,500.00
RHS	Drafting/ILL Design	Autodesk - Certified User AutoCAD	X	23	23	0	23	0	23	0.2	100%	100%	0%	0%	100%	\$2,300.00
SCHS	Drafting	Autodesk - Certified User AutoCAD	X	19	19	0	19	0	19	0.2	100%	100%	0%	0%	100%	\$1,900.00
SHS	Drafting/ILL Design	Autodesk - Certified User AutoCAD	X	19	19	0	18	1	19	0.2	100%	95%	5%	0%	100%	\$1,900.00
		Autodesk Certified User - AutoCad	X	152	141	0	113	28	141	0.2	93%	80%	20%	0%	100%	\$14,100.00
MIHS	PLTW - ENGINEERING	Autodesk: Inventor	X	10	10	0	9	1	10	0.2	100%	90%	10%	0%	100%	\$1,000.00
		Autodesk: Inventor	X	10	10	0	9	1	10	0.2	100%	90%	10%	0%	100%	\$1,000.00
BHS	TV Production	AVID	X	36	36	0	23	13	36	0.1	100%	64%	36%	0%	100%	\$1,000.00
EHS	TV Production	AVID	X	15	15	0	12	3	15	0.1	100%	80%	20%	0%	100%	\$1,000.00
SCHS	TV Production	AVID	X	30	30	0	10	20	30	0.1	100%	33%	67%	0%	100%	\$1,000.00
THS	TV Production	AVID	X	40	40	0	40	0	40	0.1	100%	0%	100%	0%	100%	\$1,000.00
VHS	TV Production	AVID	X	31	31	0	10	21	31	0.1	100%	32%	68%	0%	100%	\$1,000.00
		AVID	X	152	152	0	55	97	152	0.1	100%	36%	64%	0%	100%	\$5,000.00

2013-14 Industry Certification By Assessment

School	Program	Assessment	School Grade	# Students Identified	# Participants	# In Progress	# Passing	# Failing	# Completing Participants	Funding Weights	% Participants	% Passing	% Failing	% In Progress	% Completing Participants	Cost of Assessments & Test Prep Used
AHS	Patient Care Assisting	CNA	X	34	34	0	34	0	34	0.1	100%	100%	0%	0%	100%	\$4,760.00
BHS	Patient Care Assisting	CNA	X	16	16	0	16	0	16	0.1	100%	100%	0%	0%	100%	\$2,240.00
MHS	Patient Care Assisting	CNA	X	15	15	0	13	2	15	0.1	100%	87%	13%	0%	100%	\$2,100.00
PBMS	Patient Care Assisting	CNA	X	8	8	0	7	1	8	0.1	100%	88%	13%	0%	100%	\$1,120.00
RHS	Patient Care Assisting	CNA	X	15	15	0	15	0	15	0.1	100%	100%	0%	0%	100%	\$2,100.00
THS	Patient Care Assisting	CNA	X	39	39	0	35	4	39	0.1	100%	90%	10%	0%	100%	\$5,460.00
		CNA	X	127	127	0	120	7	127	0.1	100%	94%	6%	0%	100%	\$17,780.00
HHS	Interior Design	Chief Architect	X	3	3	0	3	0	3	0.2	100%	100%	0%	0%	100%	\$2,930.00
VHS	Interior Design	Chief Architect Apprentice	X	13	13	0	11	2	13	0.2	100%	85%	15%	0%	100%	\$1,395.00
		Chief Architect Apprentice	X	16	16	0	14	2	16	0.2	100%	88%	13%	0%	100%	\$4,325.00
AHS	First Responder	CMAA	X	5	5	0	5	0	5	0.1	100%	100%	0%	0%	100%	\$525.00
BHS	Health & Wellness	CMAA	X	29	29	0	29	0	29	0.1	100%	100%	0%	0%	100%	\$3,045.00
CHS	Health & Wellness	CMAA	X	30	30	0	20	10	30	0.1	100%	67%	33%	0%	100%	\$3,150.00
EGHS	Health & Wellness	CMAA	X	7	7	0	7	0	7	0.1	100%	100%	0%	0%	100%	\$735.00
HHS	Health & Wellness	CMAA	X	54	54	0	36	18	54	0.1	100%	67%	33%	0%	100%	\$5,670.00
HHS	Medical Admin Specialist	CMAA	X	38	38	0	25	13	38	0.1	100%	66%	34%	0%	100%	\$3,990.00
VHS	Health Science - Dental	CMAA	X	28	28	0	25	3	28	0.1	100%	89%	11%	0%	100%	\$4,731.16
		CMAA	X	191	191	0	147	44	191	0.1	100%	77%	23%	0%	100%	\$21,846.16
AHS	First Responder	CPR/AED/BLS for Healthcare Providers		17	17	0	17	0	17	0	100%	100%	0%	0%	100%	
AHS	Patient Care Assisting	CPR/AED/BLS for Healthcare Providers		69	69	0	69	0	69	0	100%	100%	0%	0%	100%	
BHS	Health & Wellness	CPR/AED/BLS for Healthcare Providers		34	34	0	34	0	34	0	100%	100%	0%	0%	100%	\$778.50
BHS	Patient Care Assisting	CPR/AED/BLS for Healthcare Providers		60	60	0	60	0	60	0	100%	100%	0%	0%	100%	
HHS	Health & Wellness	CPR/AED/BLS for Healthcare Providers		50	50	0	50	0	50	0	100%	100%	0%	0%	100%	\$874.50
MHS	Patient Care Assisting	CPR/AED/BLS for Healthcare Providers		43	43	0	43	0	43	0	100%	100%	0%	0%	100%	\$120.00
PBMS	Patient Care Assisting	CPR/AED/BLS for Healthcare Providers		47	47	0	47	0	47	0	100%	100%	0%	0%	100%	\$874.50
RHS	Patient Care Assisting	CPR/AED/BLS for Healthcare Providers		30	30	0	30	0	30	0	100%	100%	0%	0%	100%	
THS	Patient Care Assisting	CPR/AED/BLS for Healthcare Providers		37	37	0	37	0	37	0	100%	100%	0%	0%	100%	
THS	Patient Care Assisting	CPR/AED/BLS for Healthcare Providers		91	91	0	91	0	91	0	100%	100%	0%	0%	100%	
VHS	Health Science - Dental	CPR/AED/BLS for Healthcare Providers		15	15	0	15	0	15	0	100%	100%	0%	0%	100%	
		CPR/AED/BLS for Healthcare Providers		493	493	0	493	0	493	0	100%	100%	0%	0%	100%	\$2,647.50
SCHS	A/C Refrig & Heat	EPA		31	31	0	31	0	31	0	100%	100%	0%	0%	100%	\$1,025.00
		EPA		31	31	0	31	0	31	0	100%	100%	0%	0%	100%	\$1,025.00

2013-14 Industry Certification By Assessment

School	Program	Assessment	School Grade	# Students Identified	# Participants	# In Progress	# Passing	# Failing	# Completing Participants	Funding Weights	% Participants	% Passing	% Failing	% In Progress	% Completing Participants	Cost of Assessments & Test Prep Used
CHS	Automotive Collision	FLADA	X	6	6	0	3	3	6	0.1	100%	50%	50%	0%	100%	\$479.70
EGHS	Automotive Service Tech	FLADA	X	9	9	0	8	1	9	0.1	100%	89%	11%	0%	100%	\$719.55
HHS	Automotive Service Tech	FLADA	X	10	10	0	7	3	10	0.1	100%	70%	30%	0%	100%	\$799.50
HHS	Automotive Service Tech	FLADA	X	7	7	0	5	2	7	0.1	100%	71%	29%	0%	100%	\$559.65
MIHS	Automotive Service Tech	FLADA	X	7	7	0	6	1	7	0.1	100%	86%	14%	0%	100%	\$559.65
RHS	Automotive Service Tech	FLADA	X	6	6	0	6	0	6	0.1	100%	100%	0%	0%	100%	\$479.70
SHS	Automotive Service Tech	FLADA	X	6	6	0	4	2	6	0.1	100%	67%	33%	0%	100%	\$479.70
THS	Automotive Service Tech	FLADA	X	6	6	0	3	3	6	0.1	100%	50%	50%	0%	100%	\$479.70
		FLADA	X	57	57	0	42	15	57	0.1	100%	74%	26%	0%	100%	\$4,557.15
CBHS	GIS Technology	GIS Technician	X	9	9	0	7	2	9	0.1	100%	78%	22%	0%	100%	\$0.00
		GIS Technician	X	9	9	0	7	2	9	0.1	100%	78%	22%	0%	100%	\$0.00
AHS	Finance Academy	MOS Bundle	X	94	94	79	6	9	15	0.2	100%	40%	60%	84%	16%	\$3,175.00
CBHS	Int'l Business	MOS Bundle	X	89	89	80	4	5	9	0.2	100%	44%	56%	90%	10%	\$3,175.00
HHS	Business S & Mgmt	MOS Bundle	X	44	44	36	7	1	8	0.2	100%	88%	13%	82%	18%	\$3,175.00
MIHS	Finance Academy	MOS Bundle	X	44	44	23	17	4	21	0.2	100%	81%	19%	52%	48%	\$1,058.33
MHS	Finance Academy	MOS Bundle	X	78	78	68	4	6	10	0.2	100%	40%	60%	87%	13%	\$1,058.33
MHS	Finance Academy	MOS Bundle	X	27	27	24	2	1	3	0.2	100%	67%	33%	89%	11%	\$1,058.33
MIHS	Admin Office Specialist	MOS Bundle	X	18	18	18	0	0	0	0.2	100%	0%	0%	100%	0%	\$3,175.00
PBMS	Admin Office Specialist	MOS Bundle	X	46	46	32	13	2	15	0.2	100%	87%	13%	70%	33%	\$3,175.00
SCHS	Admin Office Specialist	MOS Bundle	X	22	22	17	5	0	5	0.2	100%	100%	0%	77%	23%	\$3,175.00
SHS	Business Software	MOS Bundle	X	19	19	10	9	0	9	0.2	100%	100%	0%	53%	47%	\$3,175.00
VHS	Finance Academy	MOS Bundle	X	116	116	116	0	0	0	0.2	100%	0%	0%	100%	0%	
VHS	Finance Academy	MOS Bundle	X	112	112	92	10	10	20	0.2	100%	50%	50%	82%	18%	\$6,525.00
		MOS Bundle	X	709	709	595	77	38	115	0.2	100%	67%	33%	84%	16%	\$31,925.00
CHS	PC Support	MTA Windows Network Security	X	1	1	0	1	0	1	0.1	100%	100%	0%	0%	100%	\$682.00
		MTA Windows Network Security	X	1	1	0	1	0	1	0.1	100%	100%	0%	0%	100%	\$682.00
CHS	PC Support	MTA Windows OS Fundamentals	X	6	6	0	3	3	6	0.1	100%	50%	50%	0%	100%	\$682.00
HHS	PC Support	MTA Windows OS Fundamentals	X	43	43	0	31	12	43	0.1	100%	72%	28%	0%	100%	\$2,250.00
		MTA Windows OS Fundamentals	X	49	49	0	34	15	49	0.1	100%	69%	31%	0%	100%	\$2,932.00
HHS	PC Support	MTA Windows Server Admin Fundamentals	X	2	2	0	1	1	2	0.1	100%	50%	50%	0%	100%	\$2,250.00
		MTA Windows Server Admin Fundamentals	X	2	2	0	1	1	2	0.1	100%	50%	50%	0%	100%	\$2,250.00
SCHS	A/C Refrig & Heat	NATE	X	12	12	0	10	2	12	0.2	100%	83%	17%	0%	100%	\$7,123.75
		NATE	X	12	12	0	10	2	12	0.2	100%	83%	17%	0%	100%	\$7,123.75
AHS	Construction Tech	NCCER Carpentry	X	32	32	0	32	0	32	0.2	100%	100%	0%	0%	100%	\$960.00
MHS	Construction Tech	NCCER Carpentry	X	14	14	0	14	0	14	0.2	100%	100%	0%	0%	100%	\$1,414.99
PBMS	Construction Tech	NCCER Carpentry	X	35	35	0	35	0	35	0.2	100%	100%	0%	0%	100%	\$1,474.99
		NCCER Carpentry	X	81	81	0	81	0	81	0.2	100%	100%	0%	0%	100%	\$3,849.98

2013-14 Industry Certification By Assessment


School	Program	Assessment	School Grade	# Students Identified	# Participants	# In Progress	# Passing	# Failing	# Completing Participants	Funding Weights	% Participants	% Passing	% Failing	% In Progress	% Completing Participants	Cost of Assessments & Test Prep Used
CBHS	Fashion Design	NOCTI - Apparel & Text Prod & Mer		10	10	0	10	0	10	0	100%	100%	0%	0%	100%	\$310.00
MHS	Fashion Design Services	NOCTI - Apparel & Text Prod & Mer		1	1	0	1	0	1	0	100%	100%	0%	0%	100%	\$31.00
PBMS	Fashion Design Services	NOCTI - Apparel & Text Prod & Mer		14	14	0	12	2	14	0	100%	86%	14%	0%	100%	\$448.00
RHS	Fashion Design Services	NOCTI - Apparel & Text Prod & Mer		11	11	0	8	3	11	0	100%	73%	27%	0%	100%	\$341.00
SHS	Fashion Design Services	NOCTI - Apparel & Text Prod & Mer		12	12	0	11	1	12	0	100%	92%	8%	0%	100%	\$372.00
THS	Fashion Design Services	NOCTI - Apparel & Text Prod & Mer		7	7	0	7	0	7	0	100%	100%	0%	0%	100%	\$418.00
		NOCTI - Apparel & Text Prod & Mer		55	55	0	49	6	55	0	100%	89%	11%	0%	100%	\$1,920.00
PBMS	Criminal Justice	NOCTI - Criminal Justice		20	20	0	20	0	20	0	100%	100%	0%	0%	100%	\$437.00
RHS	Criminal Justice	NOCTI - Criminal Justice		8	7	0	7	0	7	0	88%	100%	0%	0%	100%	\$152.00
		NOCTI - Criminal Justice		28	27	0	27	0	27	0	96%	100%	0%	0%	100%	\$589.00
AHS	Construction Tech	OSHA-10		34	34	0	34	0	34	0	100%	100%	0%	0%	100%	\$170.00
PBMS	Construction Tech	OSHA - 10		23	23	0	23	0	23	0	100%	100%	0%	0%	100%	\$115.00
		OSHA-10		57	57	0	57	0	57	0	100%	100%	0%	0%	100%	\$285.00
SHS	Teacher Assisting	ParaPro		15	15	0	15	0	15	0	100%	100%	0%	0%	100%	\$750.00
		ParaPro		15	15	0	15	0	15	0	100%	100%	0%	0%	100%	\$750.00
BHS	Culinary Arts	ProStart Certificate of Achievement	X	11	11	0	11	0	11	0	100%	100%	0%	0%	100%	
BHS	Culinary Arts	ProStart Certificate of Achievement**	X	1	1	0	1	0	1	0	100%	100%	0%	0%	100%	
		ProStart Certificate of Achievement	X	12	12	0	12	0	12	0	100%	100%	0%	0%	100%	\$0.00
CHS	Accounting Applications	QuickBooks	X	4	4	0	4	0	4	0	100%	100%	0%	0%	100%	\$396.00
RHS	Accounting Applications	QuickBooks	X	2	2	0	2	0	2	0	100%	100%	0%	0%	100%	\$198.00
		QuickBooks	X	6	6	0	6	0	6	0	100%	100%	0%	0%	100%	\$594.00
BHS	Culinary Arts	SafeStaff Food Handler Certification		63	63	0	63	0	63	0	100%	100%	0%	0%	100%	\$516.50
BHS	Culinary Arts	SafeStaff Food Handler Certification		59	59	0	59	0	59	0	100%	100%	0%	0%	100%	\$484.50
CHS	Culinary Arts	SafeStaff Food Handler Certification		88	88	0	88	0	88	0	100%	100%	0%	0%	100%	\$704.00
MHS	Culinary Arts	SafeStaff Food Handler Certification		46	46	0	45	0	46	0	100%	100%	0%	0%	100%	\$368.00
MHS	Culinary Arts	SafeStaff Food Handler Certification		87	87	0	87	0	87	0	100%	100%	0%	0%	100%	\$696.00
PBMS	Culinary Arts	SafeStaff Food Handler Certification		55	55	0	55	0	55	0	100%	100%	0%	0%	100%	\$440.00
THS	Culinary Arts	SafeStaff Food Handler Certification		60	60	0	60	0	60	0	100%	100%	0%	0%	100%	\$480.00
		SafeStaff Food Handler Certification		458	458	0	458	0	458	0	100%	100%	0%	0%	100%	\$3,689.00

2013-14 Industry Certification By Assessment

School	Program	Assessment	School Grade	# Students Identified	# Participants	# In Progress	# Passing	# Failing	# Completing Participants	Funding Weights	% Participants	% Passing	% Failing	% In Progress	% Completing Participants	Cost of Assessments & Test Prep Used
				na	na	na	na	na	na	0						
VHS	Food Science	ServSafe - training materials	X	12	12	0	4	8	12	0.2	100%	33%	67%	0%	100%	\$1,168.00
BHS	Culinary Arts	ServSafe Manager	X	49	49	0	33	16	49	0.2	100%	67%	33%	0%	100%	\$456.00
BHS	Culinary Arts	ServSafe Manager	X	27	27	0	26	1	27	0.2	100%	96%	4%	0%	100%	\$1,748.00
MHS	Culinary Arts	ServSafe Manager	X	43	43	0	6	37	43	0.2	100%	14%	86%	0%	100%	\$1,026.00
MIHS	Food Science	ServSafe Manager	X	9	9	0	2	7	9	0.2	100%	22%	78%	0%	100%	\$1,738.00
PBMS	Early Childhood Ed	ServSafe Manager	X	20	20	0	18	2	20	0.2	100%	90%	10%	0%	100%	\$864.00
PBMS	Culinary Arts	ServSafe Manager	X	20	20	0	2	18	20	0.2	100%	10%	90%	0%	100%	\$760.00
RHS	Hosp & Tourism	ServSafe Manager	X	39	39	0	7	32	39	0.2	100%	18%	82%	0%	100%	\$720.00
RHS	Food Science	ServSafe Manager	X	22	22	0	5	17	22	0.2	100%	23%	77%	0%	100%	\$2,650.00
THS	Culinary Arts	ServSafe Manager	X	15	15	0	7	8	15	0	100%	47%	53%	0%	100%	\$836.00
BHS	Culinary Arts	ServSafe Manager**	X	18	18	0	3	15	18	0	100%	17%	83%	0%	100%	\$570.00
CHS	Culinary Arts	ServSafe Manager**	X	10	10	0	10	0	10	0	100%	100%	0%	0%	100%	\$684.00
MHS	Culinary Arts	ServSafe Manager**	X	7	7	0	6	1	7	0	100%	86%	14%	0%	100%	\$380.00
PBMS	Culinary Arts	ServSafe Manager**	X	6	6	0	1	5	6	0	100%	17%	83%	0%	100%	\$266.00
THS	Culinary Arts	ServSafe Manager**	X	297	297	0	130	167	297	0.2	100%	44%	56%	0%	100%	\$228.00
		ServSafe Manager														\$14,094.00
EGHS	Marine Service	Skills Connect Assessment Marine Svc		39	39	0	18	21	39	0	100%	46%	54%	0%	100%	\$780.00
		Skills Connect Assessment Marine Svc														\$780.00
AHS	Engineering Technology	Solidworks	X	7	6	0	2	4	6	0.1	86%	33%	67%	0%	100%	\$2,038.10
BHS	Drafting/ILL Design	Solidworks	X	28	28	0	25	3	28	0.1	100%	89%	11%	0%	100%	\$2,038.10
BHS	Engineering Technology	Solidworks	X	19	18	0	9	9	18	0.1	95%	50%	50%	0%	100%	\$2,038.10
HHS	Automation & Production	Solidworks	X	15	9	0	0	9	9	0.1	60%	0%	0%	0%	0%	\$2,038.10
MHS	Engineering Technology	Solidworks	X	30	30	0	28	2	30	0.1	100%	93%	7%	0%	100%	\$2,038.10
PBMS	Engineering Technology	Solidworks	X	12	11	0	1	10	11	0.1	92%	9%	91%	0%	100%	\$2,038.10
SCHS	Engineering Technology	Solidworks	X	19	19	0	13	6	19	0.1	100%	68%	32%	0%	100%	\$2,038.10
		Solidworks														\$14,266.70
EGHS	Early Childhood Ed	Staff Credential		20	20	0	20	0	20	0	100%	100%	0%	0%	100%	\$600.00
MIHS	Early Childhood Ed	Staff Credential		21	21	0	21	0	21	0	100%	100%	0%	0%	100%	\$630.00
PBMS	Early Childhood Ed	Staff Credential - ECPC		21	21	0	21	0	21	0	100%	100%	0%	0%	100%	\$630.00
SHS	Early Childhood Ed	Staff Credential		11	11	0	11	0	11	0	100%	100%	0%	0%	100%	\$1,014.00
VHS	Early Childhood Ed	Staff Credential		18	18	0	18	0	18	0	100%	100%	0%	0%	100%	\$1,385.00
		Staff Credential														\$4,259.00
HHS	Environmental Water	Water Treatment Plant Operator C	X	18	18	0	4	14	18	0.1	100%	22%	78%	0%	100%	\$1,800.00
		Water Treatment Plant Operator C														\$1,800.00

This page intentionally left blank.

Industry Certification By Program



This page intentionally left blank.

2013-14 Industry Certification By Program

School	Program	Assessment	School Grade	# Students Identified	# Participants	# In Progress	# Passing	# Failing	# Completing Participants	Funding Weights	% Participants	% Passing	% Failing	% In Progress	% Completing Participants	Cost of Assessments & Test Prep Used
SCHS	A/C Refrig & Heat	EPA		31	31	0	31	0	31	0	100%	100%	0%	0%	100%	\$1,025.00
SCHS	A/C Refrig & Heat	NATE	X	12	12	0	10	2	12	0.2	100%	83%	17%	0%	100%	\$7,123.75
	A/C Refrig & Heat			43	43	0	41	2	43		100%	95%	5%	0%	100%	\$8,148.75
CHS	Accounting Applications	QuickBooks	X	4	4	0	4	0	4	0.2	100%	100%	0%	0%	100%	\$396.00
RHS	Accounting Applications	QuickBooks	X	2	2	0	2	0	2	0.2	100%	100%	0%	0%	100%	\$198.00
	Accounting Applications			6	6	0	6	0	6		100%	100%	0%	0%	100%	\$594.00
MIHS	Admin Office Specialist	MOS Bundle	X	18	18	18	0	0	0	0.2	100%	0%	0%	100%	0%	\$3,175.00
PBMS	Admin Office Specialist	MOS Bundle	X	46	46	32	13	2	15	0.2	100%	87%	13%	70%	33%	\$3,175.00
SCHS	Admin Office Specialist	MOS Bundle	X	22	22	17	5	0	5	0.2	100%	100%	0%	77%	23%	\$3,175.00
	Admin Office Specialist			86	86	67	18	2	20		100%	90%	10%	78%	23%	\$9,525.00
BHS	Advanced Tech Applications	Adobe: Photoshop	X	1	1	0	0	1	1	0.1	100%	0%	100%	0%	100%	
HHS	Automation & Production	Solidworks	X	15	9	0	0	9	9	0.1	60%	0%	0%	0%	0%	\$2,038.10
CHS	Automotive Collision	ASE Student Assessments		40	40	0	26	14	40	0	100%	65%	35%	0%	100%	\$1,200.00
CHS	Automotive Collision	FLADA	X	6	6	0	3	3	6	0.1	100%	50%	50%	0%	100%	\$479.70
	Automotive Collision			46	46	0	29	17	46	0	100%	63%	37%	0%	100%	\$1,679.70

2013-14 Industry Certification By Program

School	Program	Assessment	School Grade	# Students Identified	# Participants	# In Progress	# Passing	# Failing	# Completing Participants	Funding Weights	% Participants	% Passing	% Failing	% In Progress	% Completing Participants	Cost of Assessments & Test Prep Used
EGHS	Automotive Service Tech	ASE Student Assessments		34	34	0	17	17	34	0	100%	50%	50%	0%	100%	\$1,020.00
EGHS	Automotive Service Tech	FLADA	X	9	9	0	8	1	9	0.1	100%	89%	11%	0%	100%	\$719.55
HHS	Automotive Service Tech	ASE Student Assessments		54	54	0	44	10	54	0	100%	81%	19%	0%	100%	\$1,620.00
HHS	Automotive Service Tech	FLADA	X	10	10	0	7	3	10	0.1	100%	70%	30%	0%	100%	\$799.50
HHS	Automotive Service Tech	ASE Student Assessments		14	14	0	7	7	14	0	100%	50%	50%	0%	100%	\$420.00
HHS	Automotive Service Tech	FLADA	X	7	7	0	5	2	7	0.1	100%	71%	29%	0%	100%	\$559.65
MIHS	Automotive Service Tech	ASE Student Assessments		34	34	0	21	13	34	0	100%	62%	38%	0%	100%	\$1,020.00
MIHS	Automotive Service Tech	FLADA	X	7	7	0	6	1	7	0.1	100%	86%	14%	0%	100%	\$559.65
RHS	Automotive Service Tech	ASE Student Assessments		71	71	0	49	22	71	0	100%	69%	31%	0%	100%	\$2,130.00
RHS	Automotive Service Tech	FLADA	X	6	6	0	6	0	6	0.1	100%	100%	0%	0%	100%	\$479.70
SHS	Automotive Service Tech	ASE Student Assessments		44	44	0	17	27	44	0	100%	39%	61%	0%	100%	\$1,320.00
SHS	Automotive Service Tech	FLADA	X	6	6	0	4	2	6	0.1	100%	67%	33%	0%	100%	\$479.70
THS	Automotive Service Tech	ASE Student Assessments		31	31	0	16	15	31	0	100%	52%	48%	0%	100%	\$930.00
THS	Automotive Service Tech	FLADA	X	6	6	0	3	3	6	0	100%	50%	50%	0%	100%	\$479.70
	Automotive Service Tech			333	333	0	210	123	333	0	100%	63%	37%	0%	100%	\$12,537.45
HHS	Business S & Mgmt	MOS Bundle	X	44	44	36	7	1	8	0.2	100%	88%	13%	82%	18%	\$3,175.00
SHS	Business Software	MOS Bundle	X	19	19	10	9	0	9	0.2	100%	100%	0%	53%	47%	\$3,175.00
BHS	Comm Tech	Adobe: Photoshop	X	42	42	0	14	28	42	0.1	100%	33%	67%	0%	100%	\$2,005.26
PBMS	Comm Tech	Adobe: Dreamweaver	X	3	3	0	3	0	3	0.2	100%	100%	0%	0%	100%	\$668.42
PBMS	Comm Tech	Adobe: Flash	X	2	2	0	2	0	2	0.2	100%	100%	0%	0%	100%	\$668.42
PBMS	Comm Tech	Adobe: Photoshop	X	32	32	0	30	2	32	0.1	100%	94%	6%	0%	100%	\$668.42
PBMS	Comm Tech	Adobe: Web Design Specialist		2	2	0	2	0	2	0	100%	100%	0%	0%	100%	
SHS	Comm Tech	Adobe: Photoshop	X	27	27	0	16	11	27	0.1	100%	59%	41%	0%	100%	\$2,005.26
VHS	Comm Tech	Adobe: Illustrator		39	39	0	39	0	39	0	100%	100%	0%	0%	100%	
VHS	Comm Tech	Adobe: Photoshop	X	72	72	0	49	23	72	0.1	100%	68%	32%	0%	100%	\$2,005.26
VHS	Comm Tech	Adobe: Illustrator		11	11	0	11	0	11	0	100%	100%	0%	0%	100%	
VHS	Comm Tech	Adobe: Photoshop	X	128	128	0	113	15	128	0.1	100%	88%	12%	0%	100%	\$2,005.26
	Comm Tech			358	358	0	279	79	358		100%	78%	22%	0%	100%	\$10,026.30

** Offered *through Dual Enrollment

2013-14 Industry Certification By Program

School	Program	Assessment	School Grade	# Students Identified	# Participants	# In Progress	# Passing	# Failing	# Completing Participants	Funding Weights	% Participants	% Passing	% Failing	% In Progress	% Completing Participants	Cost of Assessments & Test Prep Used
AHS	Construction Tech	NCCER Carpentry	X	32	32	0	32	0	32	0.2	100%	100%	0%	0%	100%	\$960.00
AHS	Construction Tech	OSHA-10		34	34	0	34	0	34	0	100%	100%	0%	0%	100%	\$170.00
IMHS	Construction Tech	NCCER Carpentry	X	14	14	0	14	0	14	0.2	100%	100%	0%	0%	100%	\$1,414.99
PBMS	Construction Tech	NCCER Carpentry	X	35	35	0	35	0	35	0.2	100%	100%	0%	0%	100%	\$1,474.99
PBMS	Construction Tech	OSHA - 10		23	23	0	23	0	23	0	100%	100%	0%	0%	100%	\$115.00
	Construction Tech			138	138	0	138	0	138		100%	100%	0%	0%	100%	\$4,134.98
PBMS	Criminal Justice	NOCTI - Criminal Justice		20	20	0	20	0	20	0	100%	100%	0%	0%	100%	\$437.00
RHS	Criminal Justice	NOCTI - Criminal Justice		8	7	0	7	0	7	0	88%	100%	0%	0%	100%	\$152.00
	Criminal Justice			28	27	0	27	0	27		96%	100%	0%	0%	100%	\$589.00
BHS	Culinary Arts	ProStart Certificate of Achievement**	X	1	1	0	1	0	1	0	100%	100%	0%	0%	100%	
BHS	Culinary Arts	SafeStaff Food Handler Certification		63	63	0	63	0	63	0	100%	100%	0%	0%	100%	\$516.50
BHS	Culinary Arts	ServSafe Manager	X	12	12	0	4	8	12	0.2	100%	33%	67%	0%	100%	\$456.00
BHS	Culinary Arts	ServSafe Manager**	X	15	15	0	7	8	15	0	100%	47%	53%	0%	100%	\$570.00
BHS	Culinary Arts	ProStart Certificate of Achievement	X	11	11	0	11	0	11	0.2	100%	100%	0%	0%	100%	
BHS	Culinary Arts	SafeStaff Food Handler Certification		59	59	0	59	0	59	0	100%	100%	0%	0%	100%	\$484.50
BHS	Culinary Arts	ServSafe Manager	X	49	49	0	33	16	49	0.2	100%	67%	33%	0%	100%	\$1,748.00
CHS	Culinary Arts	SafeStaff Food Handler Certification		88	88	0	88	0	88	0	100%	100%	0%	0%	100%	\$704.00
CHS	Culinary Arts	ServSafe Manager**	X	18	18	0	3	15	18	0	100%	17%	83%	0%	100%	\$684.00
MHS	Culinary Arts	SafeStaff Food Handler Certification		46	46	0	46	0	46	0	100%	100%	0%	0%	100%	\$368.00
MHS	Culinary Arts	ServSafe Manager	X	27	27	0	26	1	27	0.2	100%	96%	4%	0%	100%	\$1,026.00
MHS	Culinary Arts	ServSafe Manager**	X	10	10	0	10	0	10	0	100%	100%	0%	0%	100%	\$380.00
MHS	Culinary Arts	SafeStaff Food Handler Certification		87	87	0	87	0	87	0	100%	100%	0%	0%	100%	\$696.00
PBMS	Culinary Arts	SafeStaff Food Handler Certification		55	55	0	55	0	55	0	100%	100%	0%	0%	100%	\$440.00
PBMS	Culinary Arts	ServSafe Manager	X	20	20	0	18	2	20	0.2	100%	90%	10%	0%	100%	\$760.00
PBMS	Culinary Arts	ServSafe Manager**	X	7	7	0	6	1	7	0	100%	86%	14%	0%	100%	\$266.00
THS	Culinary Arts	SafeStaff Food Handler Certification		60	60	0	60	0	60	0	100%	100%	0%	0%	100%	\$480.00
THS	Culinary Arts	ServSafe Manager	X	22	22	0	5	17	22	0.2	100%	23%	77%	0%	100%	\$836.00
THS	Culinary Arts	ServSafe Manager**	X	6	6	0	1	5	6	0	100%	17%	83%	0%	100%	\$228.00
	Culinary Arts			656	656	0	583	73	656		100%	89%	11%	0%	100%	\$10,643.00

** Offered through Dual Enrollment

2013-14 Industry Certification By Program

School	Program	Assessment	School Grade	# Students Identified	# Participants	# In Progress	# Passing	# Failing	# Completing Participants	Funding Weights	% Participants	% Passing	% Failing	% In Progress	% Completing Participants	Cost of Assessments & Test Prep Used
AHS	Digital Design	Adobe: Photoshop	X	62	62	0	58	4	62	0.1	100%	94%	6%	0%	100%	\$668.42
BHS	Digital Design	Adobe: Dreamweaver	X	2	2	0	1	1	2	0.2	100%	50%	50%	0%	100%	\$668.42
BHS	Digital Design	Adobe: Flash	X	1	1	0	1	0	1	0.2	100%	100%	0%	0%	100%	\$668.42
BHS	Digital Design	Adobe: Illustrator		4	4	0	4	0	4	0	100%	100%	0%	0%	100%	
BHS	Digital Design	Adobe: InDesign		2	2	0	2	0	2	0	100%	100%	0%	0%	100%	
BHS	Digital Design	Adobe: Photoshop	X	41	41	0	19	22	41	0.1	100%	46%	54%	0%	100%	\$668.42
EGHS	Digital Design	Adobe: Dreamweaver	X	1	1	0	1	0	1	0.2	100%	100%	0%	0%	100%	\$1,002.63
EGHS	Digital Design	Adobe: Photoshop	X	23	23	0	23	0	23	0.1	100%	100%	0%	0%	100%	\$1,002.63
EHS	Digital Design	Adobe: InDesign		5	5	0	2	3	5		100%	40%	60%	0%	100%	
MIHS	Digital Design	Adobe: Flash	X	1	1	0	1	0	1	0.2	100%	100%	0%	0%	100%	\$1,002.63
MIHS	Digital Design	Adobe: Dreamweaver	X	1	1	0	1	0	1	0.2	100%	100%	0%	0%	100%	\$668.42
MIHS	Digital Design	Adobe: Flash	X	6	6	0	4	2	6	0.2	100%	67%	33%	0%	100%	\$668.42
MIHS	Digital Design	Adobe: Illustrator		6	6	0	6	0	6	0	100%	100%	0%	0%	100%	
MIHS	Digital Design	Adobe: InDesign		2	2	0	2	0	2	0	100%	100%	0%	0%	100%	
MIHS	Digital Design	Adobe: Photoshop	X	32	32	0	32	0	32	0.1	100%	100%	0%	0%	100%	\$668.42
MIHS	Digital Design	Adobe: Web Design Specialist		3	3	0	3	0	3	0	100%	100%	0%	0%	100%	
RHS	Digital Design	Adobe: Flash	X	5	5	0	2	3	5	0.2	100%	40%	60%	0%	100%	\$1,002.63
RHS	Digital Design	Adobe: Illustrator		6	6	0	6	0	6	0	100%	100%	0%	0%	100%	
RHS	Digital Design	Adobe: Photoshop	X	100	100	0	34	66	100	0.1	100%	34%	66%	0%	100%	\$1,002.63
THS	Digital Design	Adobe: Dreamweaver	X	3	3	0	3	0	3	0.2	100%	100%	0%	0%	100%	\$668.42
THS	Digital Design	Adobe: Flash	X	1	1	0	1	0	1	0.2	100%	100%	0%	0%	100%	\$668.42
THS	Digital Design	Adobe: Illustrator		2	2	0	2	0	2	0	100%	100%	0%	0%	100%	
THS	Digital Design	Adobe: InDesign		2	2	0	2	0	2	0	100%	100%	0%	0%	100%	
THS	Digital Design	Adobe: Photoshop	X	51	51	0	43	8	51	0.1	100%	84%	16%	0%	100%	\$668.42
THS	Digital Design	Adobe: Web Design Specialist		1	1	0	1	0	1	0	100%	100%	0%	0%	100%	
	Digital Design			363	363	0	254	109	363		100%	70%	30%	0%	100%	\$11,697.35
MIHS	Digital Video	Adobe: Flash	X	28	28	0	20	8	28	0.2	100%	71%	29%	0%	100%	\$2,005.26

2013-14 Industry Certification By Program

School	Program	Assessment	School Grade	# Students Identified	# Participants	# In Progress	# Passing	# Failing	# Completing Participants	Funding Weights	% Participants	% Passing	% Failing	% In Progress	% Completing Participants	Cost of Assessments & Test Prep Used
HHS	Drafting	Autodesk - Certified User AutoCAD	X	18	11	0	6	5	11	0.2	61%	55%	45%	0%	100%	\$1,100.00
SCHS	Drafting	Autodesk - Certified User AutoCAD	X	19	19	0	19	0	19	0.2	100%	100%	0%	0%	100%	\$1,900.00
EGHS	Drafting - CCC	Autodesk - Certified User AutoCAD **	X	5	5	0	5	0	5	0	100%	100%	0%	0%	100%	\$500.00
AHS	Drafting/ILL Design	Autodesk - Certified User AutoCAD	X	6	6	0	4	2	6	0.2	100%	67%	33%	0%	100%	\$600.00
BHS	Drafting/ILL Design	Solidworks	X	28	28	0	25	3	28	0.1	100%	89%	11%	0%	100%	\$2,038.10
CHS	Drafting/ILL Design	Autodesk Certified User - AutoCAD	X	23	19	0	5	14	19	0.2	83%	26%	74%	0%	100%	\$1,900.00
EGHS	Drafting/ILL Design	Autodesk - Certified User AutoCAD	X	10	10	0	7	3	10	0.2	100%	70%	30%	0%	100%	\$1,000.00
MIHS	Drafting/ILL Design	Autodesk - Certified User AutoCAD	X	4	4	0	3	1	4	0.2	100%	75%	25%	0%	100%	\$400.00
PBMS	Drafting/ILL Design	Autodesk - Certified User AutoCAD	X	25	25	0	23	2	25	0.2	100%	92%	8%	0%	100%	\$2,500.00
RHS	Drafting/ILL Design	Autodesk - Certified User AutoCAD	X	23	23	0	23	0	23	0.2	100%	100%	0%	0%	100%	\$2,300.00
SHS	Drafting/ILL Design	Autodesk - Certified User AutoCAD	X	19	19	0	18	1	19	0.2	100%	95%	5%	0%	100%	\$1,900.00
	Drafting/ILL Design			162	158	0	132	26	158		98%	84%	16%	0%	100%	\$16,138.10
EGHS	Early Childhood Ed	Staff Credential		20	20	0	20	0	20	0	100%	100%	0%	0%	100%	\$600.00
MIHS	Early Childhood Ed	Staff Credential		21	21	0	21	0	21	0	100%	100%	0%	0%	100%	\$630.00
PBMS	Early Childhood Ed	ServSafe Manager	X	9	9	0	2	7	9	0.2	100%	22%	78%	0%	100%	\$864.00
PBMS	Early Childhood Ed	Staff Credential - ECPC		21	21	0	21	0	21	0	100%	100%	0%	0%	100%	\$630.00
SHS	Early Childhood Ed	Staff Credential		11	11	0	11	0	11	0	100%	100%	0%	0%	100%	\$1,014.00
VHS	Early Childhood Ed	Staff Credential		18	18	0	18	0	18	0	100%	100%	0%	0%	100%	\$1,385.00
	Early Childhood Ed			100	100	0	93	7	100		100%	93%	0%	0%	100%	\$5,123.00
AHS	Engineering Technology	Solidworks	X	7	6	0	2	4	6	0.1	86%	33%	67%	0%	100%	\$2,038.10
BHS	Engineering Technology	Solidworks	X	19	18	0	9	9	18	0.1	95%	50%	50%	0%	100%	\$2,038.10
MHS	Engineering Technology	Solidworks	X	30	30	0	28	2	30	0.1	100%	93%	7%	0%	100%	\$2,038.10
PBMS	Engineering Technology	Solidworks	X	12	11	0	1	10	11	0.1	92%	9%	91%	0%	100%	\$2,038.10
SCHS	Engineering Technology	Solidworks	X	19	19	0	13	6	19	0.1	100%	68%	32%	0%	100%	\$2,038.10
	Engineering Technology			87	84	0	53	31	84	0.1	97%	63%	37%	0%	100%	\$10,190.50
HHS	Environmental Water	Water Treatment Plant Operator C	X	18	18	0	4	14	18	0.1	100%	22%	78%	0%	100%	\$1,800.00

** Offered through Dual Enrollment

2013-14 Industry Certification By Program

School	Program	Assessment	School Grade	# Students Identified	# Participants	# In Progress	# Passing	# Failing	# Completing Participants	Funding Weights	% Participants	% Passing	% Failing	% In Progress	% Completing Participants	Cost of Assessments & Test Prep Used
CBHS	Fashion Design Services	NOCTI - Apparel & Text Prod & Mer		10	10	0	10	0	10	0	100%	100%	0%	0%	100%	\$310.00
MHS	Fashion Design Services	NOCTI - Apparel & Text Prod & Mer		1	1	0	1	0	1	0	100%	100%	0%	0%	100%	\$31.00
PBMS	Fashion Design Services	NOCTI - Apparel & Text Prod & Mer		14	14	0	12	2	14	0	100%	86%	14%	0%	100%	\$448.00
RHS	Fashion Design Services	NOCTI - Apparel & Text Prod & Mer		11	11	0	8	3	11	0	100%	73%	27%	0%	100%	\$341.00
SHS	Fashion Design Services	NOCTI - Apparel & Text Prod & Mer		12	12	0	11	1	12	0	100%	92%	8%	0%	100%	\$372.00
THS	Fashion Design Services	NOCTI - Apparel & Text Prod & Mer		7	7	0	7	0	7	0	100%	100%	0%	0%	100%	\$418.00
	Fashion Design Services			55	55	0	49	6	55	0	100%	89%	11%	0%	100%	\$1,920.00
AHS	Finance Academy	MOS Bundle	X	94	94	79	6	9	15	0.2	100%	40%	60%	84%	16%	\$3,175.00
MHS	Finance Academy	MOS Bundle	X	44	44	23	17	4	21	0.2	100%	81%	19%	52%	48%	\$1,058.33
MHS	Finance Academy	MOS Bundle	X	78	78	68	4	6	10	0.2	100%	40%	60%	87%	13%	\$1,058.33
MHS	Finance Academy	MOS Bundle	X	27	27	24	2	1	3	0.2	100%	67%	33%	89%	11%	\$1,058.33
VHS	Finance Academy	MOS Bundle	X	116	116	116	0	0	0	0.2	100%	0%	0%	100%	0%	
VHS	Finance Academy	MOS Bundle	X	112	112	92	10	10	20	0.2	100%	50%	50%	82%	18%	\$6,525.00
	Finance Academy			471	471	402	39	30	69	0.2	100%	57%	43%	85%	15%	\$12,875.00
AHS	First Responder	CMAA	X	5	5	0	5	0	5	0.1	100%	100%	0%	0%	100%	\$525.00
AHS	First Responder	CPR/AED/BLS for Healthcare Providers		17	17	0	17	0	17	0	100%	100%	0%	0%	100%	
	First Responder			22	22	0	22	0	22		100%	100%	0%	0%	100%	\$525.00
MHS	Food Science	ServSafe Manager	X	43	43	0	6	37	43	0.2	100%	14%	86%	0%	100%	\$1,738.00
SHS	Food Science	ServSafe Manager	X	39	39	0	7	32	39	0.2	100%	18%	82%	0%	100%	\$2,650.00
VHS	Food Science	ServSafe - training materials	X	na	na	na	na	na	na	0						\$1,168.00
	Food Science			82	82	0	13	69	82		100%	16%	84%	0%	100%	\$5,556.00
CBHS	GIS Technology	GIS Technician	X	9	9	0	7	2	9	0.1	100%	78%	22%	0%	100%	\$0.00
BHS	Health & Wellness	CMAA	X	29	29	0	29	0	29	0.1	100%	100%	0%	0%	100%	\$3,045.00
BHS	Health & Wellness	CPR/AED/BLS for Healthcare Providers		34	34	0	34	0	34	0	100%	100%	0%	0%	100%	\$778.50
CHS	Health & Wellness	CMAA	X	30	30	0	20	10	30	0.1	100%	67%	33%	0%	100%	\$3,150.00
EGHS	Health & Wellness	CMAA	X	7	7	0	7	0	7	0.1	100%	100%	0%	0%	100%	\$735.00
HHS	Health & Wellness	CMAA	X	54	54	0	36	18	54	0.1	100%	67%	33%	0%	100%	\$5,670.00
HHS	Health & Wellness	CPR/AED/BLS for Healthcare Providers		50	50	0	50	0	50	0	100%	100%	0%	0%	100%	\$874.50
	Health & Wellness			204	204	0	176	28	204		100%	86%	14%	0%	100%	\$14,253.00

** Offered through Dual Enrollment

2013-14 Industry Certification By Program

School	Program	Assessment	School Grade	# Students Identified	# Participants	# In Progress	# Passing	# Failing	Completing Participants	Funding Weights	% Participants	% Passing	% Failing	% In Progress	% Completing Participants	Cost of Assessments & Test Prep Used
VHS	Health Science - Dental	CMAA	X	28	28	0	25	3	28	0.1	100%	89%	11%	0%	100%	\$4,731.16
VHS	Health Science - Dental	CPR/AED/BLS for Healthcare Providers		15	15	0	15	0	15	0	100%	100%	0%	0%	100%	
	Health Science - Dental			43	43	0	40	3	43		100%	93%	7%	0%	100%	\$4,731.16
RHS	Hosp & Tourism	ServSafe Manager	X	20	20	0	2	18	20	0.2	100%	10%	90%	0%	100%	\$720.00
HHS	Interior Design	Chief Architect	X	3	3	0	3	0	3	0.2	100%	100%	0%	0%	100%	\$2,930.00
VHS	Interior Design	Chief Architect Apprentice	X	13	13	0	11	2	13	0.2	100%	85%	15%	0%	100%	\$1,395.00
	Interior Design			16	16	0	14	2	16		100%	88%	13%	0%	100%	\$4,325.00
CBHS	Int'l Business	MOS Bundle	X	89	89	80	4	5	9	0.2	100%	44%	56%	90%	10%	\$3,175.00
EGHS	Marine Service	Skills Connect Assessment Marine Svc		39	39	0	18	21	39	0	100%	46%	54%	0%	100%	\$780.00
CBHS	Marketing Management	A*S*K* Marketing Fundamentals		5	5	0	0	5	5	0	100%	0%	100%	0%	100%	\$100.00
MIHS	Marketing Management	A*S*K* Marketing Fundamentals		5	5	0	2	3	5	0	100%	40%	60%	0%	100%	\$100.00
SCHS	Marketing Management	A*S*K* Marketing Fundamentals		6	5	0	0	5	5	0	83%	0%	100%	0%	100%	\$120.00
SHS	Marketing Management	A*S*K* Marketing Fundamentals		7	7	0	3	4	7	0	100%	43%	57%	0%	100%	\$140.00
VHS	Marketing Management	A*S*K* Marketing Fundamentals		4	3	0	1	2	3	0	75%	33%	67%	0%	100%	\$80.00
	Marketing Management			27	25	0	6	19	25		93%	24%	76%	0%	100%	\$540.00
HHS	Medical Admin Specialist	CMAA	X	38	38	0	25	13	38	0.1	100%	66%	34%	0%	100%	\$3,990.00
MIHS	New Media	Adobe: Photoshop	X	59	59	0	24	35	59	0.1	100%	41%	59%	0%	100%	\$2,005.26

2013-14 Industry Certification By Program

School	Program	Assessment	School Grade	# Students Identified	# Participants	# In Progress	# Passing	# Failing	# Completing Participants	Funding Weights	% Participants	% Passing	% Failing	% In Progress	% Completing Participants	Cost of Assessments & Test Prep Used
AHS	Patient Care Assisting	C N A	X	34	34	0	34	0	34	0.1	100%	100%	0%	0%	100%	\$4,760.00
AHS	Patient Care Assisting	CPR/AED/BLS for Healthcare Providers		69	69	0	69	0	69	0	100%	100%	0%	0%	100%	
BHS	Patient Care Assisting	C N A	X	16	16	0	16	0	16	0.1	100%	100%	0%	0%	100%	\$2,240.00
BHS	Patient Care Assisting	CPR/AED/BLS for Healthcare Providers		60	60	0	60	0	60	0	100%	100%	0%	0%	100%	
MHS	Patient Care Assisting	C N A	X	15	15	0	13	2	15	0.1	100%	87%	13%	0%	100%	\$2,100.00
MHS	Patient Care Assisting	CPR/AED/BLS for Healthcare Providers		43	43	0	43	0	43	0	100%	100%	0%	0%	100%	\$120.00
PBMS	Patient Care Assisting	C N A	X	8	8	0	7	1	8	0.1	100%	88%	13%	0%	100%	\$1,120.00
PBMS	Patient Care Assisting	CPR/AED/BLS for Healthcare Providers		47	47	0	47	0	47	0	100%	100%	0%	0%	100%	\$874.50
RHS	Patient Care Assisting	C N A	X	15	15	0	15	0	15	0.1	100%	100%	0%	0%	100%	\$2,100.00
RHS	Patient Care Assisting	CPR/AED/BLS for Healthcare Providers		30	30	0	30	0	30	0	100%	100%	0%	0%	100%	
THS	Patient Care Assisting	C N A	X	39	39	0	35	4	39	0.1	100%	90%	10%	0%	100%	\$5,460.00
THS	Patient Care Assisting	CPR/AED/BLS for Healthcare Providers		37	37	0	37	0	37	0	100%	100%	0%	0%	100%	
THS	Patient Care Assisting	CPR/AED/BLS for Healthcare Providers		91	91	0	91	0	91	0	100%	100%	0%	0%	100%	
	Patient Care Assisting			504	504	0	497	7	504		100%	99%	1%	0%	100%	\$18,774.50
CHS	PC Support	MTA Windows Network Security	X	1	1	0	1	0	1	0.1	100%	100%	0%	0%	100%	\$682.00
CHS	PC Support	MTA Windows OS Fundamentals	X	6	6	0	3	3	6	0.1	100%	50%	50%	0%	100%	\$682.00
HHS	PC Support	MTA Windows OS Fundamentals	X	43	43	0	31	12	43	0.1	100%	72%	28%	0%	100%	\$2,250.00
HHS	PC Support	MTA Windows Server Admin Fundamentals	X	2	2	0	1	1	2	0.1	100%	50%	50%	0%	100%	\$2,250.00
	PC Support			52	52	0	36	16	52		100%	69%	31%	0%	100%	\$5,864.00
MIHS	PLTW - ENGINEERING	Autodesk: Inventor	X	10	10	0	9	1	10	0.2	100%	90%	10%	0%	100%	\$1,000.00
SCHS	Teacher Assisting	ParaPro		15	15	0	15	0	15	0	100%	100%	0%	0%	100%	\$750.00
BHS	TV Production	AVID	X	36	36	0	23	13	36	0.1	100%	64%	36%	0%	100%	\$1,000.00
EHS	TV Production	AVID	X	15	15	0	12	3	15	0.1	100%	80%	20%	0%	100%	\$1,000.00
SCHS	TV Production	AVID	X	30	30	0	10	20	30	0.1	100%	33%	67%	0%	100%	\$1,000.00
THS	TV Production	AVID	X	40	40	0	0	40	40	0.1	100%	0%	100%	0%	100%	\$1,000.00
VHS	TV Production	AVID	X	31	31	0	10	21	31	0.1	100%	32%	68%	0%	100%	\$1,000.00
	TV Production			152	152	0	55	97	152		100%	36%	64%	0%	100%	\$5,000.00

** Offered through Dual Enrollment

2013-14 Industry Certification By Program

School	Program	Assessment	School Grade	# Students Identified	# Participants	# In Progress	# Passing	# Failing	# Completing Participants	Funding Weights	% Participants	% Passing	% Failing	% In Progress	% Completing Participants	Cost of Assessments & Test Prep Used
AHS	Web Development	Adobe: Dreamweaver	X	47	47	0	45	2	47	0.2	100%	96%	4%	0%	100%	\$668.42
AHS	Web Development	Adobe: Photoshop	X	2	2	0	2	0	2	0.1	100%	100%	0%	0%	100%	\$668.42
CHS	Web Development	Adobe: Dreamweaver	X	25	25	0	15	10	25	0.2	100%	60%	40%	0%	100%	\$668.42
CHS	Web Development	Adobe: Flash	X	12	12	0	7	5	12	0.2	100%	58%	42%	0%	100%	\$668.42
CHS	Web Development	Adobe: Photoshop	X	7	7	0	5	2	7	0.1	100%	71%	29%	0%	100%	\$668.42
CHS	Web Development	Adobe: Web Design Specialist		4	4	0	4	0	4	0	100%	100%	0%	0%	100%	
EGHS	Web Development	Adobe: Dreamweaver	X	6	6	0	6	0	6	0.2	100%	100%	0%	0%	100%	\$2,005.26
MHS	Web Development	Adobe: Dreamweaver	X	11	11	0	10	1	11	0.2	100%	91%	9%	0%	100%	\$668.42
MHS	Web Development	Adobe: Flash	X	7	7	0	6	1	7	0.2	100%	86%	14%	0%	100%	\$668.42
MHS	Web Development	Adobe: Illustrator		4	4	0	4	0	4	0	100%	100%	0%	0%	100%	
MHS	Web Development	Adobe: Photoshop	X	1	1	0	1	0	1	0.1	100%	100%	0%	0%	100%	\$668.42
MHS	Web Development	Adobe: Web Design Specialist		2	2	0	2	0	2	0	100%	100%	0%	0%	100%	
MIHS	Web Development	Adobe: Dreamweaver	X	38	38	0	38	0	38	0.2	100%	100%	0%	0%	100%	\$1,002.63
MIHS	Web Development	Adobe: Illustrator		7	7	0	7	0	7	0	100%	100%	0%	0%	100%	
MIHS	Web Development	Adobe: InDesign		4	4	0	4	0	4	0	100%	100%	0%	0%	100%	
PBMS	Web Development	Adobe: Dreamweaver	X	52	52	0	31	21	52	0.2	100%	60%	40%	0%	100%	\$668.42
PBMS	Web Development	Adobe: Flash	X	5	5	0	2	3	5	0.2	100%	40%	60%	0%	100%	\$668.42
PBMS	Web Development	Adobe: Photoshop	X	19	19	0	5	14	19	0.1	100%	26%	74%	0%	100%	\$668.42
THS	Web Development	Adobe: Dreamweaver	X	19	19	0	18	1	19	0.2	100%	95%	5%	0%	100%	\$668.42
THS	Web Development	Adobe: Flash	X	12	12	0	12	0	12	0.2	100%	100%	0%	0%	100%	\$668.42
THS	Web Development	Adobe: Photoshop	X	19	19	0	18	1	19	0.1	100%	95%	5%	0%	100%	\$668.42
THS	Web Development	Adobe: Web Design Specialist		1	1	0	1	0	1	0	100%	100%	0%	0%	100%	
	Web Development			304	304	0	243	61	304		100%	80%	20%	0%	100%	\$12,365.77

** Offered through Dual Enrollment


This page intentionally left blank.

This page intentionally left blank.

2013-14 Industry Certification Results Appendix

Assessment	Bonus FTE Weight	# Students Identified	# Participants	# In Progress	# Passing	# Failing	% Passing	% Failing	Cost of Assessments and Pretest	Extra Costs	Earned Bonus FTE Calculation	Potential Funding	ROI
A*S*K* Marketing Fundamentals	0.2	27	25	0	6	19	24%	76%	\$540.00	\$201.00	0	\$0.00	-\$540.00
Adobe: Dreamweaver	0.2	202	202	0	172	36	85%	18%	\$10,026.30		34.4	\$137,600.00	
Adobe: Flash	0.2	80	80	0	58	22	73%	28%	\$9,357.88		11.6	\$46,400.00	
Adobe: Illustrator		79	79	0	79	0	100%	0%	\$0.00		0	\$0.00	
Adobe: InDesign	0.1	15	15	0	12	3	80%	20%	\$0.00		0	\$0.00	
Adobe: Photoshop		718	718	0	486	232	68%	32%	\$18,715.76		48.6	\$194,400.00	
Adobe: Web Design Specialist		13	13	0	13	0	100%	0%	\$0.00		0	\$0.00	
Total Adobe		1107	1107	0	820	293	74%	26%	\$38,099.94		94.6	\$378,400.00	\$340,300.00
ASE Student Assessment		322	322	0	197	125	61%	39%	\$9,660.00		0	\$0.00	-\$9,660.00
Autodesk - Certified User AutoCAD*		5	5	0	5	0	100%	0%	\$500.00		0	\$0.00	
Autodesk - Certified User AutoCAD	0.2	147	136	0	108	28	79%	21%	\$13,600.00		21.6	\$86,400.00	
Autodesk - Certified User Inventor	0.2	10	10	0	9	1	90%	10%	\$1,000.00		1.8	\$7,200.00	
Total Autodesk		162	151	0	122	29	81%	19%	\$15,100.00		23.4	\$93,600.00	\$78,500.00
AVID	0.1	152	152	0	55	97	36%	64%	\$5,000.00		5.5	\$22,000.00	\$17,000.00
CNA	0.1	127	127	0	120	7	94%	6%	\$17,780.00		12	\$48,000.00	\$30,220.00
Chief Architect Apprentice	0.2	16	16	0	14	2	88%	13%	\$4,325.00		2.8	\$11,200.00	\$6,875.00
CMAA	0.1	191	191	0	147	44	77%	23%	\$21,846.16		14.7	\$58,800.00	\$36,953.84
CPR/AED/BLS for Healthcare Providers		493	493	0	493	0	100%	0%	\$2,647.50	\$5,049.75	0	\$0.00	-\$7,697.25
EPA		31	31	0	31	0	100%	0%	\$1,025.00		0	\$0.00	-\$1,025.00
FLADA	0.1	57	57	0	42	15	74%	26%	\$4,557.15		4.2	\$16,800.00	\$12,242.85
GIS Technician	0.1	9	9	0	7	2	78%	22%	\$0.00		0.7	\$2,800.00	\$2,800.00
I/O5 Bundle	0.2	709	709	595	77	38	67%	33%	\$31,925.00		15.4	\$61,600.00	\$29,675.00
MTA Windows OS Fundamentals Network Security	0.1	1	1	0	1	0	100%	0%	\$682.00		0.1	\$400.00	
MTA Windows OS Fundamentals	0.1	49	49	0	34	15	69%	31%	\$2,932.00		3.4	\$13,600.00	
MTA WindowsServer Admin Fundamentals	0.1	2	2	0	1	1	50%	50%	\$2,250.00		0.1	\$400.00	
Total MTA Windows		52	52	0	36	16	69%	31%	\$5,864.00		3.6	\$14,400.00	\$8,536.00
NATE	0.2	12	12	0	10	2	83%	17%	\$7,123.75		2	\$8,000.00	\$876.25
NCCER Carpentry	0.2	81	81	0	81	0	100%	0%	\$3,849.98		16.2	\$64,800.00	\$60,950.02
NOCTI Apparel & Text Prod & Mer		55	55	0	49	6	89%	11%	\$1,920.00		0	\$0.00	-\$1,920.00
NOCTI Criminal Justice		28	27	0	27	0	100%	0%	\$589.00		0	\$0.00	-\$589.00
OSHA - 10	0.2	57	57	0	57	0	100%	0%	\$285.00		0	\$0.00	-\$285.00
QuickBooks	0.2	6	6	0	6	0	100%	0%	\$594.00		1.2	\$4,800.00	\$4,206.00
ParaPro		15	15	0	15	0	100%	0%	\$750.00		0	\$0.00	-\$750.00
ProStart Certificate of Achievement	0.2	11	11	0	11	0	100%	0%			2.2	\$8,800.00	\$8,800.00
ProStart Certificate of Achievement**		1	1	0	1	0	100%	0%			0	\$0.00	\$0.00
SaferStaff Food Handler Certification		458	458	0	458	0	100%	0%	\$3,689.00	\$207.00	0	\$0.00	-\$3,689.00
ServSafe Manager	0.2	241	241	0	103	138	43%	57%	\$11,966.00		20.6	\$82,400.00	-\$3,689.00
ServSafe Manager**		56	56	0	27	29	48%	52%	\$2,128.00		0	\$0.00	
Total ServSafe Manager		297	297	0	130	167	44%	56%	\$14,094.00	\$48,121.14	20.6	\$82,400.00	\$20,184.86
Skills Connect Assessment Marine Svc		39	39	0	18	21	46%	54%	\$780.00		0	\$0.00	-\$780.00
Solidworks	0.1	130	121	0	78	43	64%	36%	\$14,266.70		7.8	\$31,200.00	\$16,933.30
Staff Credential		91	91	0	91	0	100%	0%	\$4,259.00		0	\$0.00	-\$4,259.00
Water Treatment Plant Operator C	0.1	18	18	0	4	14	22%	78%	\$1,800.00		0.4	\$1,600.00	-\$200.00
Total									\$212,370.18	\$53,578.89	227.3	\$909,200.00	\$643,658.87
									\$265,949.13			\$909,200.00	\$643,658.87

This page intentionally left blank.



Non-Discrimination Notice

It is the policy of the School Board of Brevard County to offer the opportunity to all students to participate in appropriate programs and activities without regard to race, color, gender, religion, national origin, genetic information, disability, marital status, or age, except as otherwise provided by Federal law or by Florida state law. Students should review Board Policy 1362 - Anti-Harassment for further clarification.

The School Board of Brevard County is in compliance with the Americans with Disabilities Act of 1990 (ADA), Title IX, Section 504, Florida Education Equity Act, Age Discrimination in Employment Act (ADEA), and the Boy Scouts of America Equal Access Act.

A student having a grievance concerning discrimination may contact:

Dr. Brian T. Binggeli
Superintendent
Brevard Public Schools

Ms. Cyndi Van Meter
Associate Superintendent,
Division of Curriculum
and Instruction,
Equity Coordinator

School Board of Brevard County
2700 Judge Fran Jamieson Way
Melbourne, Florida 32940-6601
(321) 633-1000

Mr. Robin L. Novelli
Director
Office of High
School Programs

Ms. Pamela Treadwell
Director
ESE Administrative
Support Services
ADA/Section 504 Coordinator

It is the policy of the School Board of Brevard County not to discriminate against employees or applicants for employment on the basis of race, color, religion, sex, national origin, participation and membership in professional or political organizations, marital status, age, genetic information, or disability. Sexual harassment is a form of employee misconduct, which undermines the integrity of the employment relationship, and is prohibited. This policy shall apply to recruitment, employment, transfers, compensation, and other terms and conditions of employment. Employees or applicants should review Board Policy 3362 and/or 4362 - Anti-Harassment for further clarification.

An employee or applicant having a grievance concerning employment may contact:

Ms. Susan Standley, Director
Office of
Employee Benefits

Mr. James C. Hickey IV, Director
Human Resources Services
and Labor Relations

School Board of Brevard County
2700 Judge Fran Jamieson Way
Melbourne, Florida 32940-6601
(321) 633-1000

All policies and procedures of the School Board of Brevard County as indicated above can be located on the World Wide Web at the following web address: <http://www.neola.com/brevardco-fl/>. This Publication or portions of this publication can be made available to persons with disabilities in a variety of formats, including large print, braille or audiotape. Telephone or written request should include your name, address, and telephone number. Requests should be made to Kim Parker, Exceptional Education Projects, 633-1000, ext. 535, at least two (2) weeks prior to the time you need the publication.

