

## Introduction

Today's educational environment is heavily focused on accountability, standards and assessment. At the same time, industry is seeking assurances that job seekers have the skills required to fill their openings. At the local, state and federal levels, CTE programs are being tasked with providing students with credentials and certifications which are recognized and valued by our business and industry partners. Having a strong connection to industry, career and technical education has long understood the importance of industry recognized credentials and certifications.

### **Brevard Strategic Plan**

The BPS strategic plan includes the Outcome Indicator 1.3.2: *By 2013, ninety percent (90%) of high school graduates completing a Career and Technical Education (CTE) program of study will be eligible for an industry certification.* The CTE department has identified student industry credentials that meet the rigorous course requirements and this outcome indicator.

### **BPS Graduation Requirement**

To ensure that every BPS graduate is postsecondary and/or workforce ready, students are required to complete a program of study which includes a minimum of 3 credits in one of the following areas:

- Approved dual enrollment, AP, IB, AICE or approved Honors Courses
- or
- Sequential CTE program of study resulting in a credential endorsed by a national, state or local industry

### **State Requirement – Cape Act Academies**

At the state level, Florida Statutes require that career and professional academies be coordinated with the appropriate industry indicating that all components of the program are relevant and appropriate to prepare the student for further education and for employment in that industry. Florida Statutes further define that the State Board of Education together with Workforce Florida, Inc. will develop and adopt rules for implementing an industry certification process, based upon the highest available national standards for specific industry certification, to ensure student skill proficiency and to address emerging labor market and industry trends.

### **State Requirement – High School Grade and Diploma Designations**

Starting with SY 2009-10, Florida Statutes require a portion of the high school grade be determined by students' participation and performance in industry certifications, along with AP, IB, AICE and dual enrollment. Florida Statutes further expand the requirements for CTE industry certification by including student attainment of CTE industry certifications as one of the three Standard High School Diploma Designations.

### **Federal Requirements**

At the federal level, the Carl D. Perkins Career and Technical Education Act was reauthorized in 2006 and requires student attainment of career and technical skill

proficiencies, including student achievement on technical assessments, that are aligned with industry-recognized standards. They are designed to measure the extent CTE concentrators (3 credits in the same CTE program) are leaving high school with validated technical skills. The Florida DOE approves the Technical Skill Attainment List using the following criteria: requires a minimum of 150 hours instruction, is occupationally specific, is a State or federally regulated professional license, and the certifying agency is accredited.

In response to the federal requirements, future district Perkins Act federal funding to BPS includes performance measures, targets and potential sanctions regarding Technical Skill Attainment for program concentrators. The SY 2010-11 target for BPS, set by the Florida DOE, was 94%.

In addition to the local, state and federal requirements for student industry certification, teachers and administrators can use assessment results to learn about student's skills as well as learn about the effectiveness of instruction and then apply that to instructional improvements. Assessment can be one of the most effective tools for increasing student achievement. By using assessment data for instructional purposes, teachers can improve program curriculum, identify instructional needs and maintain a continuous improvement process.

Focused on the new vision of Career and Technical Education, assessments are to be utilized for CTE students as they participate and/or complete their technical program of study. Assessments, while required at the federal, state and district levels, measure student understanding of both the knowledge and skills that are the foundation of the CTE program.


It is imperative that teachers and administrators maintain a positive perception of the value of technical skill attainment. Not only does it meet new local, state and federal requirements for CTE programs, assessments can provide a continuous improvement model for CTE instruction. Industry certifications can also provide business and industry with the assurance that CTE concentrators have the skills required to fill their openings; a win-win situation for all.

# CTE Student Industry Certification Result Totals by School

Revised 11/21/11

Astronaut High School

Program	Assessment	School Grade	# Students Identified	# Participants	# Passing	# Failing	# Incomplete	% Participants	% Passing	% Failing	% Incomplete	Costs of Assessment
Accounting Operations	NOCTI - Basic Accounting		2	2	1	1	0	100%	50%	50%	0%	\$38.00
Digital Design	ADOBE - Photoshop	X	29	0	0	0	0	0%	0%	0%	0%	
Drafting/lls Design	AutoCAD Cert. Assoc.	X	28	26	0	26	0	93%	0%	100%	0%	\$1,040.00
Engineering	SolidWorks	X	20	6	1	5	0	30%	17%	83%	0%	\$2,223.00
Finance	NOCTI- Bus Fin Mgmt		9	7	4	3	0	78%	57%	43%	0%	\$133.00
First Responder	Certified Medical Adm. Asst.	X	21	21	21	0	0	100%	100%	0%	0%	\$2,205.00
Patient Care Assisting	Certified Nursing Assistant	X	36	36	32	4	0	100%	89%	11%	0%	\$4,248.00
Web Design	ADOBE - Dreamweaver	X	23	16	16	0	0	70%	100%	0%	0%	\$2,507.50
Patient Care Assisting	CNA retakes - Workforce Paid	X										439.75
	<b>School Total</b>		<b>168</b>	<b>114</b>	<b>75</b>	<b>39</b>	<b>0</b>	<b>68%</b>	<b>66%</b>	<b>34%</b>	<b>0%</b>	<b>\$12,834.25</b>



# CTE Student Industry Certification Result Totals by School

Revised 11/21/11

## Bayside High School

Program	Assessment	School Grade	# Students Identified	# Participants	# Passing	# Failing	# Incomplete	% Participants	% Passing	% Failing	% Incomplete	Costs of Assessment
Accounting Operations	NOCTI - Basic Accounting		15	15	5	10	0	100%	33%	67%	0%	\$285.00
Communications Tech	ADOBE - Photoshop	X	31	31	27	4	0	100%	87%	13%	0%	\$2,507.50
Communications Tech	ADOBE - Dreamweaver	X	1	1	1	0	0	100%	100%	0%	0%	
Communications Tech	ADOBE - Flash	X	1	1	1	0	0	100%	100%	0%	0%	
Culinary Arts	ServSafe Manager	X	71	71	67	4	0	100%	94%	6%	0%	\$2,698.00
Digital Design	ADOBE - Photoshop	X	69	42	11	31	0	61%	26%	74%	0%	
Drafting/lls Design	AutoCAD Cert. Assoc.	X	21	21	10	11	0	100%	48%	52%	0%	\$800.00
Engineering Technology	Solidworks	X	33	30	7	23	0	91%	23%	77%	0%	\$2,223.00
Marketing	ASK Marketing		11	11	2	9	0	100%	18%	82%	0%	\$220.00
Patient Care Assisting	Certified Nursing Assistant	X	15	15	14	1	0	100%	93%	7%	0%	\$1,770.00
PC Support	CompTIA - A+	X	36	36	4	32	0	100%	11%	89%	0%	\$5,328.00
Television Production	NOCTI - TV		19	19	13	6	0	100%	68%	32%	0%	\$361.00
Drafting/lls Design	CAD retakes - Workforce Paid	X										\$75.00
PC Support	CompTIA retakes - Workforce Paid	X										\$400.00
Culinary Arts	ServSafe retakes - Workforce Paid	X										342
	<b>School Total</b>		<b>323</b>	<b>293</b>	<b>162</b>	<b>131</b>	<b>0</b>	<b>91%</b>	<b>55%</b>	<b>45%</b>	<b>0%</b>	<b>\$17,009.50</b>



# CTE Student Industry Certification Result Totals by School

Revised 11/21/11

Cocoa Beach High School

<b>Program</b>	<b>Assessment</b>	<b>School Grade</b>	<b># Students Identified</b>	<b># Participants</b>	<b># Passing</b>	<b># Failing</b>	<b># Incomplete</b>	<b>% Participants</b>	<b>% Passing</b>	<b>% Failing</b>	<b>% Incomplete</b>	<b>Costs of Assessment</b>
Fashion Design	NOCTI - Apparel and Textile Prodi		16	16	13	3	0	100%	81%	19%	0%	\$496.00
Teacher Assisting	ParaPro		11	11	8	3	0	100%	73%	27%	0%	\$495.00
	<b>School Total</b>		<b>27</b>	<b>27</b>	<b>21</b>	<b>6</b>	<b>0</b>	<b>100%</b>	<b>78%</b>	<b>22%</b>	<b>0%</b>	<b>\$991.00</b>





# CTE Student Industry Certification Result Totals by School

Revised 11/21/11

Cocoa High School

Program	Assessment	School Grade	# Students Identified	# Participants	# Passing	# Failing	# Incomplete	% Participants	% Passing	% Failing	% Incomplete	Costs of Assessment
Accounting	NOCTI - Basic Accounting		2	2	0	2	0	100%	0%	100%	0%	\$38.00
Auto Collision	ASE - Painting and Refinishing	X	31	26	0	26	0	84%	0%	100%	0%	\$1,866.00
Culinary Arts	ServSafe Manager	X	23	23	13	10	0	100%	57%	43%	0%	\$874.00
Drafting/lls Design	AutoCAD Cert. Assoc.	X	10	8	0	8	0	80%	0%	100%	0%	\$400.00
PC Support	CompTIA - A+	X	3	1	0	1	0	33%	0%	100%	0%	\$148.00
Web Design	ADOBE - Dreamweaver	X	31	29	25	4	0	94%	86%	14%	0%	\$0.00
Auto Collision	ASE retakes - Workforce Paid	X										\$528.00
Drafting/lls Design	CAD retakes - Workforce Paid	X										\$50.00
Culinary Arts	ServSafe retakes - Workforce Paid	X										\$1,330.00
	<b>School Total</b>		<b>100</b>	<b>89</b>	<b>38</b>	<b>51</b>	<b>0</b>	<b>89%</b>	<b>43%</b>	<b>57%</b>	<b>0%</b>	<b>\$5,234.00</b>




# CTE Student Industry Certification Result Totals by School

Revised 11/21/11

Eau Gallie High School

Program	Assessment	School Grade	# Students Identified	# Participants	# Passing	# Failing	# Incomplete	% Participants	% Passing	% Failing	% Incomplete	Costs of Assessment
Automotive Service Tech	ASE - Brakes	X	25	13	0	13	0	52%	0%	100%	0%	\$1,218.00
Drafting/ILS Design	AutoCAD Cert. Assoc.	X	19	18	0	18	0	95%	0%	100%	0%	\$760.00
Early Childhood Educatio	Introduction courses		9	9	9	0	0	100%	100%	0%	0%	\$270.00
Early Childhood Educatio	Staff Credential		21	21	6	4	11	100%	29%	19%	52%	\$570.00
Engineering Technology	Solidworks - Associate	X	21	13	4	9	0	62%	31%	69%	0%	\$2,223.00
Engineering Technology	Solidworks - Professional	X	1	1	1	0	0	100%	100%	0%	0%	
Fashion Design	NOCTI - Apparel and Textile Produ		6	6	5	1	0	100%	83%	17%	0%	\$186.00
New Media	ADOBE - Photoshop	X	63	63	59	4	0	100%	94%	6%	0%	\$2,507.50
Web Design	ADOBE - Dreamweaver	X	17	17	11	6	0	100%	65%	35%	0%	
Drafting/ILS Design	CAD retakes - Workforce Paid	X										\$50.00
	<b>School Total</b>		<b>182</b>	<b>161</b>	<b>95</b>	<b>55</b>	<b>11</b>	<b>88%</b>	<b>59%</b>	<b>34%</b>	<b>7%</b>	<b>\$7,784.50</b>



# CTE Student Industry Certification Result Totals by School

Revised 11/21/11

Edgewood Jr./Sr. High School

<b>Program</b>	<b>Assessment</b>	<b>School Grade</b>	<b># Students Identified</b>	<b># Participants</b>	<b># Passing</b>	<b># Failing</b>	<b># Incomplete</b>	<b>% Participants</b>	<b>% Passing</b>	<b>% Failing</b>	<b>% Incomplete</b>	<b>Costs of Assessment</b>
Digital Design	ADOBE - Photoshop	X	2	0	0	0	0	0%	0%	0%	0%	
Television Production	NOCTI - TV		8	8	8	0	0	100%	100%	0%	0%	\$152.00
	<b>School Total</b>		<b>10</b>	<b>8</b>	<b>8</b>	<b>0</b>	<b>0</b>	<b>80%</b>	<b>100%</b>	<b>0%</b>	<b>0%</b>	<b>\$152.00</b>




# CTE Student Industry Certification Result Totals by School

Revised 11/21/11

Heritage High School

<b>Program</b>	<b>Assessment</b>	<b>School Grade</b>	<b># Students Identified</b>	<b># Participants</b>	<b># Passing</b>	<b># Failing</b>	<b># Incomplete</b>	<b>% Participants</b>	<b>% Passing</b>	<b>% Failing</b>	<b>% Incomplete</b>	<b>Costs of Assessment</b>
Automotive Service Tech	ASE - Brakes	X	60	54	1	53	0	90%	2%	98%	0%	\$3,744.00
PC Support	CompTIA - A+	X	1	1	0	1	0	100%	0%	100%	0%	\$148.00
	<b>School Total</b>		<b>61</b>	<b>55</b>	<b>1</b>	<b>54</b>	<b>0</b>	<b>90%</b>	<b>2%</b>	<b>98%</b>	<b>0%</b>	<b>\$3,892.00</b>





# CTE Student Industry Certification Result Totals by School

Revised 11/21/11

Melbourne High School

Program	Assessment	School Grade	# Students Identified	# Participants	# Passing	# Failing	# Incomplete	% Participants	% Passing	% Failing	% Incomplete	Costs of Assessment
Culinary Arts	ServSafe Manager	X	51	51	41	10	0	100%	80%	20%	0%	\$1,924.00
Engineering Technology	Solidworks	X	31	29	0	29	0	94%	0%	100%	0%	\$2,223.00
Fashion Design	NOCTI - Apparel and Textile Produ		13	13	7	6	0	100%	54%	46%	0%	\$379.00
Finance Academy	MOS Bundle	X	96	96	3	18	75	100%	3%	19%	78%	\$4,269.48
New Media	ADOBE - Photoshop	X	80	77	4	73	0	96%	5%	95%	0%	
Patient Care Assistant	Certified Nursing Assistant	X	15	15	13	2	0	100%	87%	13%	0%	\$1,770.00
Television Production	NOCTI - TV		16	16	12	4	0	100%	75%	25%	0%	\$304.00
Web Design	ADOBE - Dreamweaver	X	27	26	10	16	0	96%	38%	62%	0%	\$2,507.50
Web Design	Adobe -Flash	X	1	1	1	0	0	100%	100%	0%	0%	
Patient Care Assisting	CNA retakes - Workforce Paid	X										\$420.75
Culinary Arts	ServSafe retakes - Workforce Paid	X										\$228.00
	<b>School Total</b>		<b>330</b>	<b>324</b>	<b>91</b>	<b>158</b>	<b>75</b>	<b>98%</b>	<b>28%</b>	<b>49%</b>	<b>23%</b>	<b>\$14,025.73</b>



# CTE Student Industry Certification Result Totals by School

Revised 11/21/11

Merritt Island High School

Program	Assessment	School Grade	# Students Identified	# Participants	# Passing	# Failing	# Incomplete	% Participants	% Passing	% Failing	% Incomplete	Costs of Assessment
Automotive Service Tech	ASE - Brakes	X	28	24	1	23	0	86%	4%	96%	0%	\$1,638.00
Digital Design	ADOBE - Photoshop	X	40	40	39	1	0	100%	98%	3%	0%	
Drafting/ILTS Design	AutoCAD Cert. Assoc.	X	14	12	1	11	0	86%	8%	92%	0%	\$560.00
Early Childhood Education	Introduction courses		8	8	8	0	0	100%	100%	0%	0%	\$180.00
Early Childhood Education	Staff Credential		37	37	1	0	36	100%	3%	0%	97%	\$1,220.00
Hosp. and Tourism	ASK - Marketing		11	11	1	10	0	100%	9%	91%	0%	\$220.00
Marketing	ASK - Marketing		6	6	0	6	0	100%	0%	100%	0%	\$120.00
Web Design	ADOBE - Dreamweaver	X	52	50	38	12	0	96%	76%	24%	0%	\$2,507.50
Web Design	ADOBE - Flash	X	1	1	1	0	0	100%	100%	0%	0%	
	<b>School Total</b>		<b>197</b>	<b>189</b>	<b>90</b>	<b>63</b>	<b>36</b>	<b>96%</b>	<b>48%</b>	<b>33%</b>	<b>19%</b>	<b>\$6,445.50</b>



# CTE Student Industry Certification Result Totals by School

Revised 11/21/11

Palm Bay High School

Program	Assessment	School Grade	# Students Identified	# Participants	# Passing	# Failing	# Incomplete	% Participants	% Passing	% Failing	% Incomplete	Costs of Assessment
Accounting	NOCTI - Basic Accounting		6	6	2	4	0	100%	33%	67%	0%	\$114.00
Administrative Assistant	MOS Bundle	X	46	41	1	26	14	89%	2%	63%	34%	\$4,269.48
Comm Tech	ADOBE - Photoshop	X	49	44	39	5	0	90%	89%	11%	0%	
Comm Tech	ADOBE - Flash	X	32	32	29	3	0	100%	91%	9%	0%	
Criminal Justice	NOCTI - Criminal Justice		26	26	26	0	0	100%	100%	0%	0%	\$494.00
Culinary Arts	ServSafe Manager	X	43	43	23	20	0	100%	53%	47%	0%	\$1,634.00
Drafting/ILTS Design	AutoCAD Cert. Assoc.	X	17	17	8	9	0	100%	47%	53%	0%	\$680.00
Early Childhood Education	Introduction Courses		4	4	4	0	0	100%	100%	0%	0%	\$120.00
Early Childhood Education	Staff Credential		27	27	9	0	18	100%	33%	0%	67%	\$860.00
Engineering Technology	Solidworks	X	16	16	3	13	0	100%	19%	81%	0%	\$2,223.00
Fashion Design	NOCTI - Apparel and Textile Production		8	8	7	1	0	100%	88%	13%	0%	\$236.00
Patient Care Assistant	Certified Nursing Assistant	X	15	15	15	0	0	100%	100%	0%	0%	\$1,770.00
Web Design	ADOBE - Dreamweaver	X	89	67	14	53	0	75%	21%	79%	0%	\$2,507.50
Drafting/ILTS Design	CAD retakes - Workforce Paid	X										\$75.00
Culinary Arts	ServSafe retakes - Workforce Paid	X										\$418.00
	<b>School Total</b>		<b>378</b>	<b>346</b>	<b>180</b>	<b>134</b>	<b>32</b>	<b>92%</b>	<b>52%</b>	<b>39%</b>	<b>9%</b>	<b>\$15,400.98</b>



# CTE Student Industry Certification Result Totals by School

Revised 11/21/11

Rockledge High School

Program	Assessment	School Grade	# Students Identified	# Participants	# Passing	# Failing	# Incomplete	% Participants	% Passing	% Failing	% Incomplete	Costs of Assessment
Automotive Service Tech	ASE - Brakes	X	25	5	0	5	0	20%	0%	100%	0%	\$930.00
Criminal Justice	NOCTI - Criminal Justice		6	6	6	0	0	100%	100%	0%	0%	\$114.00
Digital Design	ADOBE - Photoshop	X	9	9	5	4	0	100%	56%	44%	0%	
Drafting	AutoCAD Cert. Assoc.	X	16	15	10	5	0	94%	67%	33%	0%	\$640.00
Fashion Design	NOCTI - Apparel and Textile Produ		7	7	6	1	0	100%	86%	14%	0%	\$205.00
Patient Care Assistant	Certified Nursing Assistant	X	11	10	6	4	0	91%	60%	40%	0%	\$1,298.00
Web Design	ADOBE - Dreamweaver	X	9	9	9	0	0	100%	100%	0%	0%	
	<b>School Total</b>		<b>83</b>	<b>61</b>	<b>42</b>	<b>19</b>	<b>0</b>	<b>73%</b>	<b>69%</b>	<b>31%</b>	<b>0%</b>	<b>\$3,187.00</b>





# CTE Student Industry Certification Result Totals by School

Revised 11/21/11

Satellite High School

Program	Assessment	School Grade	# Students Identified	# Participants	# Passing	# Failing	# Incomplete	% Participants	% Passing	% Failing	% Incomplete	Costs of Assessment
Automotive Service Tech	ASE - Brakes	X	37	9	0	9	0	24%	0%	100%	0%	\$1,434.00
Automotive Service Tech	ASE - Engine Performance	X	1	1	1	0	0	100%	100%	0%	0%	
Automotive Service Tech	ASE - Suspension	X	1	1	0	1	0	100%	0%	100%	0%	
Comm Tech	ADOBE - Photoshop	X	10	10	9	1	0	100%	90%	10%	0%	
Drafting/ILIs Design	AutoCAD Cert. Assoc.	X	14	12	8	4	0	86%	67%	33%	0%	\$440.00
Early Childhood Education	Staff Credential		24	17	17	0	8	71%	100%	0%	47%	\$570.00
Fashion Design	NOCTI - Apparel and Textile Production		13	13	8	5	0	100%	62%	38%	0%	\$403.00
Automotive Service Tech	ASE retakes - Workforce Paid	X										\$66.00
Drafting/ILIs Design	CAD retakes - Workforce Paid	X										\$25.00
	<b>School Total</b>		<b>100</b>	<b>63</b>	<b>43</b>	<b>20</b>	<b>8</b>	<b>63%</b>	<b>68%</b>	<b>32%</b>	<b>13%</b>	<b>\$2,938.00</b>



# CTE Student Industry Certification Result Totals by School

Revised 11/21/11

Space Coast Jr./Sr. High School

Program	Assessment	School Grade	# Students Identified	# Participants	# Passing	# Failing	# Incomplete	% Participants	% Passing	% Failing	% Incomplete	Costs of Assessment
Administrative Assist.	MOS Bundle	X	60	0	0	0	0	0%	0%	0%	0%	\$4,269.48
A.C Refrigeration	HEAT	X	14	14	9	5	0	100%	64%	36%	0%	\$280.00
Drafting/ILTS Design	AutoCAD Cert. Assoc.	X	14	14	14	0	0	100%	100%	0%	0%	\$560.00
Engineering Technology	Solidworks	X	37	33	11	22	0	89%	33%	67%	0%	\$2,223.00
Teacher Assisting	ParaPro Assessment		24	24	24	0	0	100%	100%	0%	0%	\$1,080.00
Television Production	NOCTI - TV		5	5	5	0	0	100%	100%	0%	0%	\$95.00
Teacher Assisting	ParaPro retakes - Workforce Paid											\$45.00
	<b>School Total</b>		<b>154</b>	<b>90</b>	<b>63</b>	<b>27</b>	<b>0</b>	<b>58%</b>	<b>70%</b>	<b>30%</b>	<b>0%</b>	<b>\$8,552.48</b>



# CTE Student Industry Certification Result Totals by School

Revised 11/21/11

Titusville High School

Program	Assessment	School Grade	# Students Identified	# Participants	# Passing	# Failing	# Incomplete	% Participants	% Passing	% Failing	% Incomplete	Costs of Assessment
Automotive Service Tech	ASE - Brakes	X	30	25	1	24	0	83%	4%	96%	0%	\$1,764.00
Culinary Arts	ServSafe Manager	X	21	21	13	8	0	100%	62%	38%	0%	\$798.00
Digital Design	ADOBE - Photoshop	X	81	67	52	15	0	83%	78%	22%	0%	\$2,507.50
Early Childhood Education	Staff Credential		10	10	5	0	5	100%	50%	0%	50%	\$200.00
Fashion Design	NOCTI - Apparel and Textile Production		9	9	8	1	0	100%	89%	11%	0%	\$171.00
Patient Care Assistant	Certified Nursing Assistant	X	33	32	28	4	0	97%	88%	13%	0%	\$3,894.00
Television Production	NOCTI - TV		32	28	21	7	0	88%	75%	25%	0%	\$608.00
Web Design	ADOBE - Dreamweaver	X	13	11	10	1	0	85%	91%	9%	0%	
Patient Care Assisting	CNA retakes - Workforce Paid	X										\$280.50
Culinary Arts	ServSafe retakes - Workforce Paid	X										\$152.00
	<b>School Total</b>		<b>229</b>	<b>203</b>	<b>138</b>	<b>60</b>	<b>5</b>	<b>89%</b>	<b>68%</b>	<b>30%</b>	<b>2%</b>	<b>\$10,375.00</b>



# CTE Student Industry Certification Result Totals by School

Revised 11/21/11

Viera High School


Program	Assessment	School Grade	# Students Identified	# Participants	# Passing	# Failing	# Incomplete	% Participants	% Passing	% Failing	% Incomplete	Costs of Assessment
Comm Tech	ADOBE - Photoshop	X	107	107	99	8	0	100%	93%	7%	0%	\$2,507.50
Comm Tech	Adobe -Flash	X	1	1	1	0	0	100%	100%	0%	0%	
Dental Aid	Certified Medical Admin. Asst	X	17	16	16	0	0	94%	100%	0%	0%	\$1,785.00
Early Childhood Education	Staff Credential		38	38	17	0	21	100%	45%	0%	55%	\$840.00
Finance Academy	MicroSoft Bundle	X	106	106	16	26	64	100%	15%	25%	60%	\$1,317.00
Interior Design	Chief Architect	X	21	21	0	21	0	100%	0%	100%	0%	\$945.00
Television Production	NOCTI - TV		6	6	5	1	0	100%	83%	17%	0%	\$114.00
	<b>School Total</b>		<b>296</b>	<b>295</b>	<b>154</b>	<b>56</b>	<b>85</b>	<b>100%</b>	<b>52%</b>	<b>19%</b>	<b>29%</b>	<b>\$7,508.50</b>





## Assessment Results by Program SY 2010-11

School	Program	Assessment	School Grade	# Students Identified	# Participants	# Passing	# Failing	# Incomplete	% Participants	% Passing	% Failing	% Incomplete
SCSHS	A/C Refrigeration	HEAT	X	14	14	9	5	0	100%	64%	36%	0%
AHS	Accounting Operations	NOCTI - Basic Accounting		2	2	1	1	0	100%	50%	50%	0%
BHS	Accounting Operations	NOCTI - Basic Accounting		15	15	5	10	0	100%	33%	67%	0%
CHS	Accounting Operations	NOCTI - Basic Accounting		2	2	0	2	0	100%	0%	100%	0%
PBHS	Accounting Operations	NOCTI - Basic Accounting		6	6	2	4	0	100%	33%	67%	0%
	Accounting Operations	District Total		25	25	8	17	0	100%	32%	68%	0%
PBHS	Administrative Assistan	Microsoft Bundle	X	46	41	1	26	14	89%	2%	63%	34%
SCSHS	Administrative Assistan	Microsoft Bundle	X	60	0	0	0	0	0%	0%	0%	0%
	Administrative Assistan	District Total	X	106	41	1	26	14	39%	2%	63%	34%
CHS	Auto Collision	ASE - Painting and Refinishing	X	31	26	0	26	0	84%	0%	100%	0%
CHS	Automotive Service Tec	ASE - Brakes	X	25	13	0	13	0	52%	0%	100%	0%
PHS	Automotive Service Tec	ASE - Brakes	X	60	54	1	53	0	90%	2%	98%	0%
MHHS	Automotive Service Tec	ASE - Brakes	X	28	24	1	23	0	86%	4%	96%	0%
RHS	Automotive Service Tec	ASE - Brakes	X	25	5	0	5	0	20%	0%	100%	0%
SHS	Automotive Service Tec	ASE - Brakes	X	37	9	0	9	0	24%	0%	100%	0%
THS	Automotive Service Tec	ASE - Brakes	X	30	25	1	24	0	83%	4%	96%	0%
	Automotive Service Tec	District Total	X	205	130	3	127	0	63%	2%	98%	0%
SHS	Automotive Service Tec	ASE - Engine Performance	X	1	1	1	0	0	100%	100%	0%	0%
SHS	Automotive Service Tec	ASE - Suspension	X	1	1	0	1	0	100%	0%	100%	0%
BHS	Comm Tech	ADOBE - Dreamweaver	X	1	1	1	0	0	100%	100%	0%	0%
BHS	Comm Tech	ADOBE - Flash	X	1	1	1	0	0	100%	100%	0%	0%
PBHS	Comm Tech	ADOBE - Flash	X	32	32	29	3	0	100%	91%	9%	0%
VHS	Comm Tech	ADOBE - Flash	X	1	1	1	0	0	100%	100%	0%	0%
	Comm Tech	District Total	X	34	34	31	3	0	100%	91%	9%	0%



## Assessment Results by Program SY 2010-11

BHS	Comm Tech	ADOBE - Photoshop	X	36	31	27	4	0	86%	87%	13%	0%
BHS	Comm Tech	ADOBE - Photoshop	X	49	44	39	5	0	90%	89%	11%	0%
BHS	Comm Tech	ADOBE - Photoshop	X	10	10	9	1	0	100%	90%	10%	0%
VHS	Comm Tech	ADOBE - Photoshop	X	107	107	99	8	0	100%	93%	7%	0%
	Comm Tech	District Total	X	202	192	174	18	0	95%	91%	9%	0%
PBHS	Criminal Justice	NOCTI - Criminal Justice		26	26	26	0	0	100%	100%	0%	0%
RHS	Criminal Justice	NOCTI - Criminal Justice		6	6	6	0	0	100%	100%	0%	0%
	Criminal Justice	District Total		32	32	32	0	0	100%	100%	0%	0%
BHS	Culinary Arts	ServSafe Manager	X	71	71	67	4	0	100%	94%	6%	0%
CHS	Culinary Arts	ServSafe Manager	X	23	23	13	10	0	100%	57%	43%	0%
MHS	Culinary Arts	ServSafe Manager	X	51	51	41	10	0	100%	80%	20%	0%
PBHS	Culinary Arts	ServSafe Manager	X	43	43	23	20	0	100%	53%	47%	0%
THS	Culinary Arts	ServSafe Manager	X	21	21	13	8	0	100%	62%	38%	0%
	Culinary Arts	District Total	X	209	209	157	52	0	100%	75%	25%	0%
VHS	Dental Aid	Certified Medical Adm. Asst.	X	17	16	16	0	0	94%	100%	0%	0%
AHS	Digital Design	ADOBE - Photoshop	X	29	0	0	0	0	0%	0%	0%	0%
BHS	Digital Design	ADOBE - Photoshop	X	69	42	11	31	0	61%	26%	74%	0%
BHS	Digital Design	ADOBE - Photoshop	X	2	0	0	0	0	0%	0%	0%	0%
IMHS	Digital Design	ADOBE - Photoshop	X	40	40	39	1	0	100%	98%	3%	0%
HS	Digital Design	ADOBE - Photoshop	X	9	9	5	4	0	100%	56%	44%	0%
THS	Digital Design	ADOBE - Photoshop	X	81	67	52	15	0	83%	78%	22%	0%
	Digital Design	District Total	X	230	158	107	51	0	69%	68%	32%	0%
RHS	Drafting	AutoCAD Cert. Assoc.	X	16	15	10	5	0	94%	67%	33%	0%
AHS	Drafting/lls Design	AutoCAD Cert. Assoc.	X	28	26	0	26	0	93%	0%	100%	0%
BHS	Drafting/lls Design	AutoCAD Cert. Assoc.	X	21	21	10	11	0	100%	48%	52%	0%
CHS	Drafting/lls Design	AutoCAD Cert. Assoc.	X	10	8	0	8	0	80%	0%	100%	0%
EGHS	Drafting/lls Design	AutoCAD Cert. Assoc.	X	19	18	0	18	0	95%	0%	100%	0%
MIHS	Drafting/lls Design	AutoCAD Cert. Assoc.	X	14	12	1	11	0	86%	8%	92%	0%
PBHS	Drafting/lls Design	AutoCAD Cert. Assoc.	X	17	17	8	9	0	100%	47%	53%	0%
SCSHS	Drafting/lls Design	AutoCAD Cert. Assoc.	X	14	14	14	0	0	100%	100%	0%	0%
SHS	Drafting/lls Design	AutoCAD Cert. Assoc.	X	14	12	8	4	0	86%	67%	33%	0%
	Drafting/lls Design	District Total	X	153	143	51	92	0	93%	36%	64%	0%



## Assessment Results by Program SY 2010-11

EGHS	Early Childhood Educati	Introduction courses		9	9	9	0	0	0	100%	100%	0%	0%
MIHS	Early Childhood Educati	Introduction courses		8	8	8	0	0	0	100%	100%	0%	0%
PBHS	Early Childhood Educati	Introduction Courses		4	4	4	0	0	0	100%	100%	0%	0%
EGHS	Early Childhood Educati	Staff Credential		21	21	6	4	11	100%	29%	19%	52%	
MIHS	Early Childhood Educati	Staff Credential		37	37	1	0	36	100%	3%	0%	97%	
PBHS	Early Childhood Educati	Staff Credential		27	27	9	0	18	100%	33%	0%	67%	
SHS	Early Childhood Educati	Staff Credential		24	17	17	0	8	71%	100%	0%	47%	
THS	Early Childhood Educati	Staff Credential		10	10	5	0	5	100%	50%	0%	50%	
VHS	Early Childhood Educati	Staff Credential		38	38	17	0	21	100%	45%	0%	55%	
	<b>Early Childhood Educati</b>	<b>District Total</b>		<b>178</b>	<b>171</b>	<b>76</b>	<b>4</b>	<b>99</b>	<b>96%</b>	<b>44%</b>	<b>2%</b>	<b>58%</b>	
AHS	Engineering Technology	Solidworks - Associate		20	6	1	5	0	30%	17%	83%	0%	
BHS	Engineering Technology	Solidworks - Associate	X	33	30	7	23	0	91%	23%	77%	0%	
EGHS	Engineering Technology	Solidworks - Associate	X	21	13	4	9	0	62%	31%	69%	0%	
MHS	Engineering Technology	Solidworks - Associate	X	31	29	0	29	0	94%	0%	100%	0%	
PBHS	Engineering Technology	Solidworks - Associate	X	16	16	3	13	0	100%	19%	81%	0%	
SCSHS	Engineering Technology	Solidworks - Associate	X	37	33	11	22	0	89%	33%	67%	0%	
EGHS	Engineering Technology	Solidworks - Professional	X	1	1	1	0	0	100%	100%	0%	0%	
	<b>Engineering Technology</b>	<b>District Total</b>	<b>X</b>	<b>159</b>	<b>128</b>	<b>27</b>	<b>101</b>	<b>0</b>	<b>81%</b>	<b>21%</b>	<b>79%</b>	<b>0%</b>	
CBHS	Fashion Design	NOCTI - Apparel and Textile Producti		16	16	13	3	0	100%	81%	19%	0%	
EGHS	Fashion Design	NOCTI - Apparel and Textile Producti		6	6	5	1	0	100%	83%	17%	0%	
MHS	Fashion Design	NOCTI - Apparel and Textile Producti		13	13	7	6	0	100%	54%	46%	0%	
PBHS	Fashion Design	NOCTI - Apparel and Textile Producti		8	8	7	1	0	100%	88%	13%	0%	
HS	Fashion Design	NOCTI - Apparel and Textile Producti		7	7	6	1	0	100%	86%	14%	0%	
SHS	Fashion Design	NOCTI - Apparel and Textile Producti		13	13	8	5	0	100%	62%	38%	0%	
THS	Fashion Design	NOCTI - Apparel and Textile Producti		9	9	8	1	0	100%	89%	11%	0%	
	<b>Fashion Design</b>	<b>District Total</b>		<b>72</b>	<b>72</b>	<b>54</b>	<b>18</b>	<b>0</b>	<b>100%</b>	<b>75%</b>	<b>25%</b>	<b>0%</b>	
AHS	Finance	NOCTI- Bus Fin Mgmt		9	7	4	3	0	78%	57%	43%	0%	
MIHS	Finance Academy	MicroSoft Bundle	X	96	96	3	18	75	100%	3%	19%	78%	
VHS	Finance Academy	MicroSoft Bundle	X	106	106	16	26	64	100%	15%	25%	60%	
	<b>Finance Academy</b>	<b>District Total</b>		<b>211</b>	<b>209</b>	<b>23</b>	<b>47</b>	<b>139</b>	<b>99%</b>	<b>11%</b>	<b>22%</b>	<b>67%</b>	
AHS	First Responder	Certified Medical Adm. Asst.	X	21	21	21	0	0	100%	100%	0%	0%	
MIHS	Hosp. and Tourism	ASK - Marketing		11	11	1	10	0	100%	9%	91%	0%	
VHS	Interior Design	Chief Architect	X	21	21	0	21	0	100%	0%	100%	0%	
BHS	Marketing	ASK - Marketing		11	11	2	9	0	100%	18%	82%	0%	
MIHS	Marketing	ASK - Marketing		6	6	0	6	0	100%	0%	100%	0%	
	<b>Marketing</b>	<b>District Total</b>		<b>17</b>	<b>17</b>	<b>2</b>	<b>15</b>	<b>0</b>	<b>100%</b>	<b>12%</b>	<b>88%</b>	<b>0%</b>	



## Assessment Results by Program SY 2010-11

EGHS	New Media	ADOBE - Photoshop	X	63	63	59	4	0	100%	94%	6%	0%
MHHS	New Media	ADOBE - Photoshop	X	80	77	4	73	0	96%	5%	95%	0%
	<b>New Media</b>	<b>District Total</b>	<b>X</b>	<b>143</b>	<b>140</b>	<b>63</b>	<b>77</b>	<b>0</b>	<b>98%</b>	<b>45%</b>	<b>55%</b>	<b>0%</b>
MHS	Patient Care Assistant	Certified Nursing Assistant	X	15	15	13	2	0	100%	87%	13%	0%
PBHS	Patient Care Assistant	Certified Nursing Assistant	X	15	15	15	0	0	100%	100%	0%	0%
RHS	Patient Care Assistant	Certified Nursing Assistant	X	11	10	6	4	0	91%	60%	40%	0%
THS	Patient Care Assistant	Certified Nursing Assistant	X	33	32	28	4	0	97%	88%	13%	0%
AHS	Patient Care Assistant	Certified Nursing Assistant	X	36	36	32	4	0	100%	89%	11%	0%
BHS	Patient Care Assistant	Certified Nursing Assistant	X	15	15	14	1	0	100%	93%	7%	0%
	<b>Patient Care Assisting</b>	<b>District Total</b>	<b>X</b>	<b>125</b>	<b>123</b>	<b>108</b>	<b>15</b>	<b>0</b>	<b>98%</b>	<b>88%</b>	<b>12%</b>	<b>0%</b>
BHS	PC Support	CompTIA - A+	X	36	36	4	32	0	100%	11%	89%	0%
CHS	PC Support	CompTIA - A+	X	3	1	0	1	0	33%	0%	100%	0%
HHS	PC Support	CompTIA - A+	X	1	1	0	1	0	100%	0%	100%	0%
	<b>PC Support</b>	<b>District Total</b>	<b>X</b>	<b>40</b>	<b>38</b>	<b>4</b>	<b>34</b>	<b>0</b>	<b>95%</b>	<b>11%</b>	<b>89%</b>	<b>0%</b>
CBHS	Teacher Assisting	ParaPro Assessment		11	11	8	3	0	100%	73%	27%	0%
SCSHS	Teacher Assisting	ParaPro Assessment		24	24	24	0	0	100%	100%	0%	0%
	<b>Teacher Assisting</b>	<b>District Total</b>		<b>35</b>	<b>35</b>	<b>32</b>	<b>3</b>	<b>0</b>	<b>100%</b>	<b>91%</b>	<b>9%</b>	<b>0%</b>
BHS	Television Production	NOCTI - TV		19	19	13	6	0	100%	68%	32%	0%
EHS	Television Production	NOCTI - TV		8	8	8	0	0	100%	100%	0%	0%
MHHS	Television Production	NOCTI - TV		16	16	12	4	0	100%	75%	25%	0%
CJSHS	Television Production	NOCTI - TV		5	5	5	0	0	100%	100%	0%	0%
THS	Television Production	NOCTI - TV		32	28	21	7	0	88%	75%	25%	0%
VHS	Television Production	NOCTI - TV		6	6	5	1	0	100%	83%	17%	0%
	<b>Television Production</b>	<b>District Total</b>		<b>86</b>	<b>82</b>	<b>64</b>	<b>18</b>	<b>0</b>	<b>95%</b>	<b>78%</b>	<b>22%</b>	<b>0%</b>
AHS	Web Design	ADOBE - Dreamweaver	X	23	16	16	0	0	70%	100%	0%	0%
CHS	Web Design	ADOBE - Dreamweaver	X	31	29	25	4	0	94%	86%	14%	0%
EGHS	Web Design	ADOBE - Dreamweaver	X	17	16	10	6	0	94%	63%	38%	0%
MHS	Web Design	ADOBE - Dreamweaver	X	27	26	10	16	0	96%	38%	62%	0%
MHHS	Web Design	ADOBE - Dreamweaver	X	52	50	38	12	0	96%	76%	24%	0%
MHHS	Web Design	ADOBE - Flash	X	1	1	1	0	0	100%	100%	0%	0%
PBHS	Web Design	ADOBE - Dreamweaver	X	89	67	14	53	0	75%	21%	79%	0%
RHS	Web Design	ADOBE - Dreamweaver	X	9	9	9	0	0	100%	100%	0%	0%
THS	Web Design	ADOBE - Dreamweaver	X	13	11	10	1	0	85%	91%	9%	0%
	<b>Web Design</b>	<b>District Total</b>	<b>X</b>	<b>262</b>	<b>225</b>	<b>133</b>	<b>92</b>	<b>0</b>	<b>86%</b>	<b>59%</b>	<b>41%</b>	<b>0%</b>






# CTE Assessment Title Results SY 2010-11

Revised 11/21/11

School	Program	Assessment	School Grade	# Students Identified	# Participants	# Passing	# Failing	# Incomplete	% Participants	% Passing	% Failing	% Incomplete
BHS	Comm Tech	ADOBE - Dreamweaver	X	1	1	1	0	0	100%	100%	0%	0%
AHS	Web Design	ADOBE - Dreamweaver	X	23	16	16	0	0	70%	100%	0%	0%
CHS	Web Design	ADOBE - Dreamweaver	X	31	29	25	4	0	94%	86%	14%	0%
EGHS	Web Design	ADOBE - Dreamweaver	X	17	17	11	6	0	100%	65%	35%	0%
MHS	Web Design	ADOBE - Dreamweaver	X	27	26	10	16	0	96%	38%	62%	0%
MIHS	Web Design	ADOBE - Dreamweaver	X	52	50	38	12	0	96%	76%	24%	0%
PBHS	Web Design	ADOBE - Dreamweaver	X	89	67	14	53	0	75%	21%	79%	0%
RHS	Web Design	ADOBE - Dreamweaver	X	9	9	9	0	0	100%	100%	0%	0%
THS	Web Design	ADOBE - Dreamweaver	X	13	11	10	1	0	85%	91%	9%	0%
	<b>District Total</b>	<b>ADOBE - Dreamweaver</b>	<b>X</b>	<b>262</b>	<b>226</b>	<b>134</b>	<b>92</b>	<b>0</b>	<b>86%</b>	<b>59%</b>	<b>41%</b>	<b>0%</b>
BHS	Comm Tech	ADOBE - Flash	X	1	1	1	0	0	100%	100%	0%	0%
PBHS	Comm Tech	ADOBE - Flash	X	32	32	29	3	0	100%	91%	9%	0%
S	Comm Tech	ADOBE - Flash	X	1	1	1	0	0	100%	100%	0%	0%
THS	Web Design	ADOBE - Flash	X	1	1	1	0	0	100%	100%	0%	0%
	<b>District Total</b>	<b>ADOBE - Flash</b>	<b>X</b>	<b>35</b>	<b>35</b>	<b>32</b>	<b>3</b>	<b>0</b>	<b>100%</b>	<b>91%</b>	<b>9%</b>	<b>0%</b>
BHS	Comm Tech	ADOBE - Photoshop	X	31	31	27	4	0	100%	87%	13%	0%
PBHS	Comm Tech	ADOBE - Photoshop	X	49	44	39	5	0	90%	89%	11%	0%
SHS	Comm Tech	ADOBE - Photoshop	X	10	10	9	1	0	100%	90%	10%	0%
VHS	Comm Tech	ADOBE - Photoshop	X	107	107	99	8	0	100%	93%	7%	0%
AHS	Digital Design	ADOBE - Photoshop	X	29	0	0	0	0	0%	0%	0%	0%
BHS	Digital Design	ADOBE - Photoshop	X	69	42	11	31	0	61%	26%	74%	0%
EHS	Digital Design	ADOBE - Photoshop	X	2	0	0	0	0	0%	0%	0%	0%
MIHS	Digital Design	ADOBE - Photoshop	X	40	40	39	1	0	100%	98%	3%	0%
RHS	Digital Design	ADOBE - Photoshop	X	9	9	5	4	0	100%	56%	44%	0%
THS	Digital Design	ADOBE - Photoshop	X	81	67	52	15	0	83%	78%	22%	0%
EGHS	New Media	ADOBE - Photoshop	X	63	63	59	4	0	100%	94%	6%	0%
MHS	New Media	ADOBE - Photoshop	X	80	77	4	73	0	96%	5%	95%	0%
	<b>District Total</b>	<b>ADOBE - Photoshop</b>	<b>X</b>	<b>570</b>	<b>490</b>	<b>344</b>	<b>146</b>	<b>0</b>	<b>86%</b>	<b>70%</b>	<b>30%</b>	<b>0%</b>
CHS	Auto Collision	ASE - Painting and Refinishing	X	31	26	0	26	0	84%	0%	100%	0%



# CTE Assessment Title Results SY 2010-11

Revised 11/21/11

School	Program	Assessment	School Grade	# Students Identified	# Participants	# Passing	# Failing	# Incomplete	% Participants	% Passing	% Failing	% Incomplete
EGHS	Automotive Service Tech	ASE - Brakes	X	25	13	0	13	0	52%	0%	100%	0%
HHS	Automotive Service Tech	ASE - Brakes	X	60	54	1	53	0	90%	2%	98%	0%
MIHS	Automotive Service Tech	ASE - Brakes	X	28	24	1	23	0	86%	4%	96%	0%
RHS	Automotive Service Tech	ASE - Brakes	X	25	5	0	5	0	20%	0%	100%	0%
SHS	Automotive Service Tech	ASE - Brakes	X	37	9	0	9	0	24%	0%	100%	0%
THS	Automotive Service Tech	ASE - Brakes	X	30	25	1	24	0	83%	4%	96%	0%
	<b>District Total</b>	<b>ASE - Brakes</b>	<b>X</b>	<b>205</b>	<b>130</b>	<b>3</b>	<b>127</b>	<b>0</b>	<b>63%</b>	<b>2%</b>	<b>98%</b>	<b>0%</b>
SHS	Automotive Service Tech	ASE - Engine Performance	X	1	1	1	0	0	100%	100%	0%	0%
SHS	Automotive Service Tech	ASE - Suspension	X	1	1	0	1	0	100%	0%	100%	0%
SHS	Hosp. and Tourism	ASK - Marketing		11	11	1	10	0	100%	9%	91%	0%
	Marketing	ASK - Marketing		11	11	2	9	0	100%	18%	82%	0%
	Marketing	ASK - Marketing		6	6	0	6	0	100%	0%	100%	0%
	<b>District Total</b>	<b>ASK - Marketing</b>		<b>28</b>	<b>28</b>	<b>3</b>	<b>25</b>	<b>0</b>	<b>100%</b>	<b>11%</b>	<b>89%</b>	<b>0%</b>
RHS	Drafting	AutoCAD Cert. Assoc.	X	16	15	10	5	0	94%	67%	33%	0%
AHS	Drafting/llis Design	AutoCAD Cert. Assoc.	X	28	26	0	26	0	93%	0%	100%	0%
BHS	Drafting/llis Design	AutoCAD Cert. Assoc.	X	21	21	10	11	0	100%	48%	52%	0%
CHS	Drafting/llis Design	AutoCAD Cert. Assoc.	X	10	8	0	8	0	80%	0%	100%	0%
EGHS	Drafting/llis Design	AutoCAD Cert. Assoc.	X	19	18	0	18	0	95%	0%	100%	0%
MIHS	Drafting/llis Design	AutoCAD Cert. Assoc.	X	14	12	1	11	0	86%	8%	92%	0%
PBHS	Drafting/llis Design	AutoCAD Cert. Assoc.	X	17	17	8	9	0	100%	47%	53%	0%
SCSHS	Drafting/llis Design	AutoCAD Cert. Assoc.	X	14	14	14	0	0	100%	100%	0%	0%
SHS	Drafting/llis Design	AutoCAD Cert. Assoc.	X	14	12	8	4	0	86%	67%	33%	0%
	<b>District Total</b>	<b>AutoCAD Cert. Assoc.</b>	<b>X</b>	<b>153</b>	<b>143</b>	<b>51</b>	<b>92</b>	<b>0</b>	<b>93%</b>	<b>36%</b>	<b>64%</b>	<b>0%</b>
AHS	First Responder	Certified Medical Adm. Asst.	X	21	21	21	0	0	100%	100%	0%	0%
VHS	Dental Aid	Certified Medical Adm. Asst.	X	17	16	16	0	0	94%	100%	0%	0%
	<b>District Total</b>	<b>Certified Medical Adm. Asst.</b>	<b>X</b>	<b>38</b>	<b>37</b>	<b>37</b>	<b>0</b>	<b>0</b>	<b>97%</b>	<b>100%</b>	<b>0%</b>	<b>0%</b>



# CTE Assessment Title Results SY 2010-11

Revised 11/21/11


School	Program	Assessment	School Grade	# Students Identified	# Participants	# Passing	# Failing	# Incomplete	% Participants	% Passing	% Failing	% Incomplete
AHS	Patient Care Assisting	Certified Nursing Assistant	X	36	36	32	4	0	100%	89%	11%	0%
BHS	Patient Care Assisting	Certified Nursing Assistant	X	15	15	14	1	0	100%	93%	7%	0%
MHS	Patient Care Assistant	Certified Nursing Assistant	X	15	15	13	2	0	100%	87%	13%	0%
PBHS	Patient Care Assistant	Certified Nursing Assistant	X	15	15	15	0	0	100%	100%	0%	0%
RHS	Patient Care Assistant	Certified Nursing Assistant	X	11	10	6	4	0	91%	60%	40%	0%
THS	Patient Care Assistant	Certified Nursing Assistant	X	33	32	28	4	0	97%	88%	13%	0%
	<b>District Total</b>	<b>Certified Nursing Assistant</b>	<b>X</b>	<b>125</b>	<b>123</b>	<b>108</b>	<b>15</b>	<b>0</b>	<b>98%</b>	<b>88%</b>	<b>12%</b>	<b>0%</b>
VHS	Interior Design	Chief Architect	X	21	21	0	21	0	100%	0%	100%	0%
BHS	PC Support	CompTIA - A+	X	36	36	4	32	0	100%	11%	89%	0%
MS	PC Support	CompTIA - A+	X	3	1	0	1	0	33%	0%	100%	0%
MS	PC Support	CompTIA - A+	X	1	1	0	1	0	100%	0%	100%	0%
	<b>District Total</b>	<b>CompTIA - A+</b>	<b>X</b>	<b>40</b>	<b>38</b>	<b>4</b>	<b>34</b>	<b>0</b>	<b>95%</b>	<b>11%</b>	<b>89%</b>	<b>0%</b>
SCSHS	A.C Refrigeration	HEAT	X	14	14	9	5	0	100%	64%	36%	0%
EGHS	Early Childhood Education	Introduction courses		9	9	9	0	0	100%	100%	0%	0%
MIHS	Early Childhood Education	Introduction courses		8	8	8	0	0	100%	100%	0%	0%
PBHS	Early Childhood Education	Introduction Courses		4	4	4	0	0	100%	100%	0%	0%
	<b>District Total</b>	<b>Introduction Courses</b>		<b>21</b>	<b>21</b>	<b>21</b>	<b>0</b>	<b>0</b>	<b>100%</b>	<b>100%</b>	<b>0%</b>	<b>0%</b>
MHS	Finance Academy	MicroSoft Bundle	X	96	96	3	18	75	100%	3%	19%	78%
VHS	Finance Academy	MicroSoft Bundle	X	106	106	16	26	64	100%	15%	25%	60%
PBHS	Administrative Assistant	MicroSoft Bundle	X	46	41	1	26	14	89%	2%	63%	34%
SCSHS	Administrative Assistant	MicroSoft Bundle	X	60	0	0	0	0	0%	0%	0%	0%
	<b>District Total</b>	<b>MicroSoft Bundle</b>	<b>X</b>	<b>308</b>	<b>243</b>	<b>20</b>	<b>70</b>	<b>153</b>	<b>79%</b>	<b>8%</b>	<b>29%</b>	<b>63%</b>
CBHS	Fashion Design	NOCTI - Apparel and Textile Prd		16	16	13	3	0	100%	81%	19%	0%
EGHS	Fashion Design	NOCTI - Apparel and Textile Prd		6	6	5	1	0	100%	83%	17%	0%
MHS	Fashion Design	NOCTI - Apparel and Textile Prd		13	13	7	6	0	100%	54%	46%	0%
PBHS	Fashion Design	NOCTI - Apparel and Textile Prd		8	8	7	1	0	100%	88%	13%	0%
RHS	Fashion Design	NOCTI - Apparel and Textile Prd		7	7	6	1	0	100%	86%	14%	0%
S	Fashion Design	NOCTI - Apparel and Textile Prd		13	13	8	5	0	100%	62%	38%	0%
MS	Fashion Design	NOCTI - Apparel and Textile Prd		9	9	8	1	0	100%	89%	11%	0%
	<b>District Total</b>	<b>NOCTI - Apparel and Textile Pr</b>		<b>72</b>	<b>72</b>	<b>54</b>	<b>18</b>	<b>0</b>	<b>100%</b>	<b>75%</b>	<b>25%</b>	<b>0%</b>



# CTE Assessment Title Results SY 2010-11

Revised 11/21/11

School	Program	Assessment	School Grade	# Students Identified	# Participants	# Passing	# Failing	# Incomplete	% Participants	% Passing	% Failing	% Incomplete
AHS	Accounting Operations	NOCTI - Basic Accounting		2	2	1	1	0	100%	50%	50%	0%
BHS	Accounting Operations	NOCTI - Basic Accounting		15	15	5	10	0	100%	33%	67%	0%
CHS	Accounting Operations	NOCTI - Basic Accounting		2	2	0	2	0	100%	0%	100%	0%
PBHS	Accounting Operations	NOCTI - Basic Accounting		6	6	2	4	0	100%	33%	67%	0%
	<b>District Total</b>	<b>NOCTI - Basic Accounting</b>		<b>25</b>	<b>25</b>	<b>8</b>	<b>17</b>	<b>0</b>	<b>100%</b>	<b>32%</b>	<b>68%</b>	<b>0%</b>
PBHS	Criminal Justice	NOCTI - Criminal Justice		26	26	26	0	0	100%	100%	0%	0%
RHS	Criminal Justice	NOCTI - Criminal Justice		6	6	6	0	0	100%	100%	0%	0%
	<b>District Total</b>	<b>NOCTI - Criminal Justice</b>		<b>32</b>	<b>32</b>	<b>32</b>	<b>0</b>	<b>0</b>	<b>100%</b>	<b>100%</b>	<b>0%</b>	<b>0%</b>
BHS	Television Production	NOCTI - TV		19	19	13	6	0	100%	68%	32%	0%
EHS	Television Production	NOCTI - TV		8	8	8	0	0	100%	100%	0%	0%
MIHS	Television Production	NOCTI - TV		16	16	12	4	0	100%	75%	25%	0%
MSHS	Television Production	NOCTI - TV		5	5	5	0	0	100%	100%	0%	0%
SSHS	Television Production	NOCTI - TV		32	28	21	7	0	88%	75%	25%	0%
SSHS	Television Production	NOCTI - TV		6	6	5	1	0	100%	83%	17%	0%
	<b>District Total</b>	<b>NOCTI - TV</b>		<b>86</b>	<b>82</b>	<b>64</b>	<b>18</b>	<b>0</b>	<b>95%</b>	<b>78%</b>	<b>22%</b>	<b>0%</b>
AHS	Finance	NOCTI - Bus Fin Mgmt		9	7	4	3	0	78%	57%	43%	0%
CBHS	Teacher Assisting	ParaPro Assessment		11	11	8	3	0	100%	73%	27%	0%
SCSHS	Teacher Assisting	ParaPro Assessment		24	24	24	0	0	100%	100%	0%	0%
	<b>District Total</b>	<b>ParaPro Assessment</b>		<b>35</b>	<b>35</b>	<b>32</b>	<b>3</b>	<b>0</b>	<b>100%</b>	<b>91%</b>	<b>9%</b>	<b>0%</b>
BHS	Culinary Arts	ServSafe Manager	X	71	71	67	4	0	100%	94%	6%	0%
CHS	Culinary Arts	ServSafe Manager	X	23	23	13	10	0	100%	57%	43%	0%
MHS	Culinary Arts	ServSafe Manager	X	51	51	41	10	0	100%	80%	20%	0%
PBHS	Culinary Arts	ServSafe Manager	X	43	43	23	20	0	100%	53%	47%	0%
THS	Culinary Arts	ServSafe Manager	X	21	21	13	8	0	100%	62%	38%	0%
	<b>District Total</b>	<b>ServSafe Manager</b>	<b>X</b>	<b>209</b>	<b>209</b>	<b>157</b>	<b>52</b>	<b>0</b>	<b>100%</b>	<b>75%</b>	<b>25%</b>	<b>0%</b>
AHS	Engineering Technology	Solidworks - Associate	X	20	6	1	5	0	30%	17%	83%	0%
BHS	Engineering Technology	Solidworks - Associate	X	33	30	7	23	0	91%	23%	77%	0%
EGHS	Engineering Technology	Solidworks - Associate	X	21	13	4	9	0	62%	31%	69%	0%
MHS	Engineering Technology	Solidworks - Associate	X	31	29	0	29	0	94%	0%	100%	0%
SHS	Engineering Technology	Solidworks - Associate	X	16	16	3	13	0	100%	19%	81%	0%
SSHS	Engineering Technology	Solidworks - Associate	X	37	33	11	22	0	89%	33%	67%	0%
	<b>District Total</b>	<b>Solidworks - Associate</b>	<b>X</b>	<b>158</b>	<b>127</b>	<b>26</b>	<b>101</b>	<b>0</b>	<b>80%</b>	<b>20%</b>	<b>80%</b>	<b>0%</b>






# CTE Assessment Title Results SY 2010-11

Revised 11/21/11

School	Program	Assessment	School Grade	# Students Identified	# Participants	# Passing	# Failing	# Incomplete	% Participants	% Passing	% Failing	% Incomplete
EGHS	Engineering Technology	Solidworks - Professional	X	1	1	1	0	0	100%	100%	0%	0%
EGHS	Early Childhood Education	Staff Credential		21	21	6	4	11	100%	29%	19%	52%
MIHS	Early Childhood Education	Staff Credential		37	37	1	0	36	100%	3%	0%	97%
PBHS	Early Childhood Education	Staff Credential		27	27	9	0	18	100%	33%	0%	67%
SHS	Early Childhood Education	Staff Credential		24	17	17	0	8	71%	100%	0%	47%
THS	Early Childhood Education	Staff Credential		10	10	5	0	5	100%	50%	0%	50%
VHS	Early Childhood Education	Staff Credential		38	38	17	0	21	100%	45%	0%	55%
	<b>District Total</b>	<b>Staff Credential</b>		<b>157</b>	<b>150</b>	<b>55</b>	<b>4</b>	<b>99</b>	<b>96%</b>	<b>37%</b>	<b>3%</b>	<b>66%</b>



# CTE Industry Certification Results by Assessment SY 2010-11

Revised 11/21/11

	Program	Assessment	School Grade	# Students Identified	# Participants	# Passing	# Failing	# Incomplete	% Participants	% Passing	% Failing	% Incomplete	Costs of Assessment	District Costs per Assessment	Cost per participation	Cost per performance
BHS	Comm Tech	ADOBE - Dreamweaver	X	1	1	1	0	0	100%	100%	0%	0%				
AHS	Web Design	ADOBE - Dreamweaver	X	23	16	16	0	0	70%	100%	0%	0%	\$2,507.50			
CHS	Web Design	ADOBE - Dreamweaver	X	31	29	25	4	0	94%	86%	14%	0%	\$0.00			
EGHS	Web Design	ADOBE - Dreamweaver	X	17	17	11	6	0	100%	65%	35%	0%				
MHS	Web Design	ADOBE - Dreamweaver	X	27	26	10	16	0	96%	38%	62%	0%	\$2,507.50			
MIHS	Web Design	ADOBE - Dreamweaver	X	52	50	38	12	0	96%	76%	24%	0%	\$2,507.50			
PBHS	Web Design	ADOBE - Dreamweaver	X	89	67	14	53	0	75%	21%	79%	0%	\$2,507.50			
RHS	Web Design	ADOBE - Dreamweaver	X	9	9	9	0	0	100%	100%	0%	0%				
THS	Web Design	ADOBE - Dreamweaver	X	13	11	10	1	0	85%	91%	9%	0%				
BHS	Comm Tech	ADOBE - Flash	X	1	1	1	0	0	100%	100%	0%	0%				
PBHS	Comm Tech	ADOBE - Flash	X	32	32	29	3	0	100%	91%	9%	0%				
VHS	Comm Tech	ADOBE - Flash	X	1	1	1	0	0	100%	100%	0%	0%				
MIHS	Web Design	ADOBE - Flash	X	1	1	1	0	0	100%	100%	0%	0%				
BHS	Comm Tech	ADOBE - Photoshop	X	31	31	27	4	0	100%	87%	13%	0%	\$2,507.50			
PBHS	Comm Tech	ADOBE - Photoshop	X	49	44	39	5	0	90%	89%	11%	0%				
SHS	Comm Tech	ADOBE - Photoshop	X	10	10	9	1	0	100%	90%	10%	0%				
VHS	Comm Tech	ADOBE - Photoshop	X	107	107	99	8	0	100%	93%	7%	0%	\$2,507.50			
AHS	Digital Design	ADOBE - Photoshop	X	29	0	0	0	0	0%	0%	0%	0%				
BHS	Digital Design	ADOBE - Photoshop	X	69	42	11	31	0	61%	26%	74%	0%				
EHS	Digital Design	ADOBE - Photoshop	X	2	0	0	0	0	0%	0%	0%	0%				
MIHS	Digital Design	ADOBE - Photoshop	X	40	40	39	1	0	100%	98%	3%	0%				
RHS	Digital Design	ADOBE - Photoshop	X	9	9	5	4	0	100%	56%	44%	0%				
THS	Digital Design	ADOBE - Photoshop	X	81	67	52	15	0	83%	78%	22%	0%	\$2,507.50			
EGHS	New Media	ADOBE - Photoshop	X	63	63	59	4	0	100%	94%	6%	0%	\$2,507.50			
MHS	New Media	ADOBE - Photoshop	X	80	77	4	73	0	96%	5%	95%	0%				
	<b>TOTAL</b>	<b>ADOBE</b>	<b>X</b>	<b>867</b>	<b>751</b>	<b>510</b>	<b>241</b>	<b>0</b>	<b>87%</b>	<b>68%</b>	<b>32%</b>	<b>0%</b>		<b>\$20,060.00</b>	<b>\$26.71</b>	<b>\$39.33</b>



# CTE Industry Certification Results by Assessment SY 2010-11

Revised 11/21/11


	Program	Assessment	School Grade	# Students Identified	# Participants	# Passing	# Failing	# Incomplete	% Participants	% Passing	% Failing	% Incomplete	Costs of Assessment	District Costs per Assessment	Cost per participation	Cost per performance
CHS	Auto Collision	ASE - Painting and Refinishing	X	31	26	0	26	0	84%	0%	100%	0%	\$1,866.00			
EGHS	Automotive Service Tech	ASE - Brakes	X	25	13	0	13	0	52%	0%	100%	0%	\$1,218.00			
HHS	Automotive Service Tech	ASE - Brakes	X	60	54	1	53	0	90%	2%	98%	0%	\$3,744.00			
MIHS	Automotive Service Tech	ASE - Brakes	X	28	24	1	23	0	86%	4%	96%	0%	\$1,638.00			
RHS	Automotive Service Tech	ASE - Brakes	X	25	5	0	5	0	20%	0%	100%	0%	\$930.00			
SHS	Automotive Service Tech	ASE - Brakes	X	37	9	0	9	0	24%	0%	100%	0%	\$1,434.00			
SHS	Automotive Service Tech	ASE - Engine Performance	X	1	1	1	0	0	100%	100%	0%	0%				
SHS	Automotive Service Tech	ASE - Suspension	X	1	1	0	1	0	100%	0%	100%	0%				
THS	Automotive Service Tech	ASE - Brakes	X	30	25	1	24	0	83%	4%	96%	0%	\$1,764.00			
	Retakes - Workforce Paid												\$594.00			
	<b>TOTAL</b>	<b>ASE</b>	<b>X</b>	<b>238</b>	<b>158</b>	<b>4</b>	<b>154</b>	<b>0</b>	<b>66%</b>	<b>3%</b>	<b>97%</b>	<b>0%</b>		<b>\$13,188.00</b>	<b>\$83.47</b>	<b>\$4,396.00</b>
MIHS	Hosp. and Tourism	ASK - Marketing		11	11	1	10	0	100%	9%	91%	0%	\$220.00			
BHS	Marketing	ASK - Marketing		11	11	2	9	0	100%	18%	82%	0%	\$220.00			
MIHS	Marketing	ASK - Marketing		6	6	0	6	0	100%	0%	100%	0%	\$120.00			
	<b>TOTAL</b>	<b>ASK - Marketing</b>		<b>28</b>	<b>28</b>	<b>3</b>	<b>25</b>	<b>0</b>	<b>100%</b>	<b>11%</b>	<b>89%</b>	<b>0%</b>		<b>\$560.00</b>	<b>\$20.00</b>	<b>\$186.67</b>



# CTE Industry Certification Results by Assessment SY 2010-11

Revised 11/21/11

Program	Assessment	School Grade	# Students Identified	# Participants	# Passing	# Failing	# Incomplete	% Participants	% Passing	% Failing	% Incomplete	Costs of Assessment	District Costs per Assessment	Cost per participation	Cost per performance	
RHS	Drafting	AutoCAD Cert. Assoc.	X	16	15	10	5	0	94%	67%	33%	0%	\$640.00			
AHS	Drafting/lls Design	AutoCAD Cert. Assoc.	X	28	26	0	26	0	93%	0%	100%	0%	\$1,040.00			
BHS	Drafting/lls Design	AutoCAD Cert. Assoc.	X	21	21	10	11	0	100%	48%	52%	0%	\$800.00			
BHS	Drafting/lls Design	AutoCAD Cert. Assoc.	X	21	21	10	11	0	100%	48%	52%	0%	\$800.00			
BHS	Drafting/lls Design	AutoCAD Cert. Assoc.	X	10	8	0	8	0	80%	0%	100%	0%	\$400.00			
CHS	Drafting/lls Design	AutoCAD Cert. Assoc.	X	10	8	0	8	0	80%	0%	100%	0%	\$400.00			
CHS	Drafting/lls Design	AutoCAD Cert. Assoc.	X	10	8	0	8	0	80%	0%	100%	0%	\$400.00			
EGHS	Drafting/lls Design	AutoCAD Cert. Assoc.	X	19	18	0	18	0	95%	0%	100%	0%	\$760.00			
EGHS	Drafting/lls Design	AutoCAD Cert. Assoc.	X	19	18	0	18	0	95%	0%	100%	0%	\$760.00			
MIHS	Drafting/lls Design	AutoCAD Cert. Assoc.	X	14	12	1	11	0	86%	8%	92%	0%	\$560.00			
MIHS	Drafting/lls Design	AutoCAD Cert. Assoc.	X	14	12	1	11	0	86%	8%	92%	0%	\$560.00			
PBHS	Drafting/lls Design	AutoCAD Cert. Assoc.	X	17	17	8	9	0	100%	47%	53%	0%	\$680.00			
PBHS	Drafting/lls Design	AutoCAD Cert. Assoc.	X	17	17	8	9	0	100%	47%	53%	0%	\$680.00			
PBHS	Drafting/lls Design	AutoCAD Cert. Assoc.	X	17	17	8	9	0	100%	47%	53%	0%	\$680.00			
SCJSHS	Drafting/lls Design	AutoCAD Cert. Assoc.	X	14	14	14	0	0	100%	100%	0%	0%	\$560.00			
SCJSHS	Drafting/lls Design	AutoCAD Cert. Assoc.	X	14	14	14	0	0	100%	100%	0%	0%	\$560.00			
SHS	Drafting/lls Design	AutoCAD Cert. Assoc.	X	14	12	8	4	0	86%	67%	33%	0%	\$440.00			
SHS	Drafting/lls Design	AutoCAD Cert. Assoc.	X	14	12	8	4	0	86%	67%	33%	0%	\$440.00			
	Retakes - Workforce Paid												\$275.00			
	Retakes - Workforce Paid												\$275.00			
	<b>TOTAL</b>	<b>AutoCAD Cert. Assoc.</b>	<b>X</b>	<b>153</b>	<b>143</b>	<b>51</b>	<b>92</b>	<b>0</b>	<b>93%</b>	<b>36%</b>	<b>64%</b>	<b>0%</b>		<b>\$6,155.00</b>	<b>\$43.04</b>	<b>\$120.69</b>
AHS	First Responder	Certified Medical Adm. Asst.	X	21	21	21	0	0	100%	100%	0%	0%	\$2,205.00			
AHS	First Responder	Certified Medical Adm. Asst.	X	21	21	21	0	0	100%	100%	0%	0%	\$2,205.00			
VHS	Dental Aid	Certified Medical Adm. Asst.	X	17	16	16	0	0	94%	100%	0%	0%	\$1,785.00			
VHS	Dental Aid	Certified Medical Adm. Asst.	X	17	16	16	0	0	94%	100%	0%	0%	\$1,785.00			
	<b>TOTAL</b>	<b>Certified Medical Adm. Asst.</b>	<b>X</b>	<b>38</b>	<b>37</b>	<b>37</b>	<b>0</b>	<b>0</b>	<b>97%</b>	<b>100%</b>	<b>0%</b>	<b>0%</b>		<b>\$3,990.00</b>	<b>\$107.84</b>	<b>\$107.84</b>
AHS	Patient Care Assisting	Certified Nursing Assistant	X	36	36	32	4	0	100%	89%	11%	0%	\$4,248.00			
AHS	Patient Care Assisting	Certified Nursing Assistant	X	36	36	32	4	0	100%	89%	11%	0%	\$4,248.00			
BHS	Patient Care Assisting	Certified Nursing Assistant	X	15	15	14	1	0	100%	93%	7%	0%	\$1,770.00			
BHS	Patient Care Assisting	Certified Nursing Assistant	X	15	15	14	1	0	100%	93%	7%	0%	\$1,770.00			
MHS	Patient Care Assistant	Certified Nursing Assistant	X	15	15	13	2	0	100%	87%	13%	0%	\$1,770.00			
MHS	Patient Care Assistant	Certified Nursing Assistant	X	15	15	13	2	0	100%	87%	13%	0%	\$1,770.00			
PBHS	Patient Care Assistant	Certified Nursing Assistant	X	15	15	15	0	0	100%	100%	0%	0%	\$1,770.00			
PBHS	Patient Care Assistant	Certified Nursing Assistant	X	15	15	15	0	0	100%	100%	0%	0%	\$1,770.00			
RHS	Patient Care Assistant	Certified Nursing Assistant	X	11	10	6	4	0	91%	60%	40%	0%	\$1,298.00			
RHS	Patient Care Assistant	Certified Nursing Assistant	X	11	10	6	4	0	91%	60%	40%	0%	\$1,298.00			
THS	Patient Care Assistant	Certified Nursing Assistant	X	33	32	28	4	0	97%	88%	13%	0%	\$3,894.00			
THS	Patient Care Assistant	Certified Nursing Assistant	X	33	32	28	4	0	97%	88%	13%	0%	\$3,894.00			
	Retakes - Workforce Paid												\$1,141.00			
	Retakes - Workforce Paid												\$1,141.00			
	<b>TOTAL</b>	<b>Certified Nursing Assistant</b>	<b>X</b>	<b>125</b>	<b>123</b>	<b>108</b>	<b>15</b>	<b>0</b>	<b>98%</b>	<b>88%</b>	<b>12%</b>	<b>0%</b>		<b>\$15,891.00</b>	<b>\$129.20</b>	<b>\$147.14</b>





# CTE Industry Certification Results by Assessment SY 2010-11

Revised 11/21/11


	Program	Assessment	School Grade	# Students Identified	# Participants	# Passing	# Failing	# Incomplete	% Participants	% Passing	% Failing	% Incomplete	Costs of Assessment	District Costs per Assessment	Cost per participation	Cost per performance
VHS	Interior Design	Chief Architect	X	21	21	0	21	0	100%	0%	100%	0%	\$945.00	\$945.00	\$45.00	
BHS	PC Support	CompTIA - A+	X	36	36	4	32	0	100%	11%	89%	0%	\$5,328.00			
CHS	PC Support	CompTIA - A+	X	3	1	0	1	0	33%	0%	100%	0%	\$148.00			
HHS	PC Support	CompTIA - A+	X	1	1	0	1	0	100%	0%	100%	0%	\$148.00			
	Retakes - Workforce Paid												\$400.00			
	<b>TOTAL</b>	<b>CompTIA - A+</b>	<b>X</b>	<b>40</b>	<b>38</b>	<b>4</b>	<b>34</b>	<b>0</b>	<b>95%</b>	<b>11%</b>	<b>89%</b>	<b>0%</b>		<b>\$6,024.00</b>	<b>\$158.53</b>	<b>\$1,506.00</b>
SCJSHS	A.C Refrigeration	HEAT	X	14	14	9	5	0	100%	64%	36%	0%	\$280.00	\$280.00	\$20.00	\$31.11
EGHS	Early Childhood Education	Introduction courses		9	9	9	0	0	100%	100%	0%	0%	\$270.00			
MIHS	Early Childhood Education	Introduction courses		8	8	8	0	0	100%	100%	0%	0%	\$180.00			
PBHS	Early Childhood Education	Introduction Courses		4	4	4	0	0	100%	100%	0%	0%	\$120.00			
	<b>TOTAL</b>	<b>Introduction Courses</b>		<b>21</b>	<b>21</b>	<b>21</b>	<b>0</b>	<b>0</b>	<b>100%</b>	<b>100%</b>	<b>0%</b>	<b>0%</b>		<b>\$570.00</b>	<b>\$27.14</b>	<b>\$27.14</b>
MHS	Finance Academy	MicroSoft Bundle	X	96	96	3	18	75	100%	3%	19%	78%	\$4,269.48			
VHS	Finance Academy	MicroSoft Bundle	X	106	106	16	26	64	100%	15%	25%	60%	\$1,317.00			
PBHS	Administrative Assistant	MicroSoft Bundle	X	46	41	1	26	14	89%	2%	63%	34%	\$4,269.48			
SCJSHS	Administrative Assistant	MicroSoft Bundle	X	60	0	0	0	0	0%	0%	0%	0%	\$4,269.48			
	<b>TOTAL</b>	<b>MicroSoft Bundle</b>	<b>X</b>	<b>308</b>	<b>243</b>	<b>20</b>	<b>70</b>	<b>153</b>	<b>79%</b>	<b>8%</b>	<b>29%</b>	<b>63%</b>		<b>\$14,125.44</b>	<b>\$58.13</b>	<b>\$706.27</b>



# CTE Industry Certification Results by Assessment SY 2010-11

Revised 11/21/11

	Program	Assessment	School Grade	# Students Identified	# Participants	# Passing	# Failing	# Incomplete	% Participants	% Passing	% Failing	% Incomplete	Costs of Assessment	District Costs per Assessment	Cost per participation	Cost per performance
CBHS	Fashion Design	NOCTI - Apparel and Textile P		16	16	13	3	0	100%	81%	19%	0%	\$496.00			
EGHS	Fashion Design	NOCTI - Apparel and Textile P		6	6	5	1	0	100%	83%	17%	0%	\$186.00			
MHS	Fashion Design	NOCTI - Apparel and Textile P		13	13	7	6	0	100%	54%	46%	0%	\$379.00			
PBHS	Fashion Design	NOCTI - Apparel and Textile P		8	8	7	1	0	100%	88%	13%	0%	\$236.00			
RHS	Fashion Design	NOCTI - Apparel and Textile P		7	7	6	1	0	100%	86%	14%	0%	\$205.00			
SHS	Fashion Design	NOCTI - Apparel and Textile P		13	13	8	5	0	100%	62%	38%	0%	\$403.00			
THS	Fashion Design	NOCTI - Apparel and Textile P		9	9	8	1	0	100%	89%	11%	0%	\$171.00			
	<b>TOTAL</b>	<b>NOCTI - Apparel and Textile</b>		<b>72</b>	<b>72</b>	<b>54</b>	<b>18</b>	<b>0</b>	<b>100%</b>	<b>75%</b>	<b>25%</b>	<b>0%</b>		<b>\$2,076.00</b>	<b>\$28.83</b>	<b>\$38.44</b>
AHS	Accounting Operations	NOCTI - Basic Accounting		2	2	1	1	0	100%	50%	50%	0%	\$38.00			
BHS	Accounting Operations	NOCTI - Basic Accounting		15	15	5	10	0	100%	33%	67%	0%	\$285.00			
CHS	Accounting Operations	NOCTI - Basic Accounting		2	2	0	2	0	100%	0%	100%	0%	\$38.00			
PBHS	Accounting Operations	NOCTI - Basic Accounting		6	6	2	4	0	100%	33%	67%	0%	\$114.00			
	<b>TOTAL</b>	<b>NOCTI - Basic Accounting</b>		<b>25</b>	<b>25</b>	<b>8</b>	<b>17</b>	<b>0</b>	<b>100%</b>	<b>32%</b>	<b>68%</b>	<b>0%</b>		<b>\$475.00</b>	<b>\$19.00</b>	<b>\$59.38</b>
PBHS	Criminal Justice	NOCTI - Criminal Justice		26	26	26	0	0	100%	100%	0%	0%	\$494.00			
RHS	Criminal Justice	NOCTI - Criminal Justice		6	6	6	0	0	100%	100%	0%	0%	\$114.00			
	<b>TOTAL</b>	<b>NOCTI - Criminal Justice</b>		<b>32</b>	<b>32</b>	<b>32</b>	<b>0</b>	<b>0</b>	<b>100%</b>	<b>100%</b>	<b>0%</b>	<b>0%</b>		<b>\$608.00</b>	<b>\$19.00</b>	<b>\$19.00</b>



# CTE Industry Certification Results by Assessment SY 2010-11

Revised 11/21/11


	Program	Assessment	School Grade	# Students Identified	# Participants	# Passing	# Failing	# Incomplete	% Participants	% Passing	% Failing	% Incomplete	Costs of Assessment	District Costs per Assessment	Cost per participation	Cost per performance
BHS	Television Production	NOCTI - TV		19	19	13	6	0	100%	68%	32%	0%	\$361.00			
EHS	Television Production	NOCTI - TV		8	8	8	0	0	100%	100%	0%	0%	\$152.00			
MHS	Television Production	NOCTI - TV		16	16	12	4	0	100%	75%	25%	0%	\$304.00			
SCJSHS	Television Production	NOCTI - TV		5	5	5	0	0	100%	100%	0%	0%	\$95.00			
THS	Television Production	NOCTI - TV		32	28	21	7	0	88%	75%	25%	0%	\$608.00			
VHS	Television Production	NOCTI - TV		6	6	5	1	0	100%	83%	17%	0%	\$114.00			
	<b>TOTAL</b>	NOCTI - TV		<b>86</b>	<b>82</b>	<b>64</b>	<b>18</b>	<b>0</b>	<b>95%</b>	<b>78%</b>	<b>22%</b>	<b>0%</b>		<b>\$1,634.00</b>	<b>\$19.93</b>	<b>\$25.53</b>
AHS	Finance	NOCTI- Bus Fin Mgmt		9	7	4	3	0	78%	57%	43%	0%	\$133.00	\$133.00	\$19.00	\$33.25
CBHS	Teacher Assisting	ParaPro Assessment		11	11	8	3	0	100%	73%	27%	0%	\$495.00			
SCJSHS	Teacher Assisting	ParaPro Assessment		24	24	24	0	0	100%	100%	0%	0%	\$1,080.00			
	Retakes - Workforce Paid												\$45.00			
	<b>TOTAL</b>	ParaPro Assessment		<b>35</b>	<b>35</b>	<b>32</b>	<b>3</b>	<b>0</b>	<b>100%</b>	<b>91%</b>	<b>9%</b>	<b>0%</b>		<b>\$1,620.00</b>	<b>\$46.29</b>	<b>\$50.63</b>
BHS	Culinary Arts	ServSafe Manager	X	71	71	67	4	0	100%	94%	6%	0%	\$2,698.00			
CHS	Culinary Arts	ServSafe Manager	X	23	23	13	10	0	100%	57%	43%	0%	\$874.00			
MHS	Culinary Arts	ServSafe Manager	X	51	51	41	10	0	100%	80%	20%	0%	\$1,924.00			
PBHS	Culinary Arts	ServSafe Manager	X	43	43	23	20	0	100%	53%	47%	0%	\$1,634.00			
THS	Culinary Arts	ServSafe Manager	X	21	21	13	8	0	100%	62%	38%	0%	\$798.00			
	Retakes - Workforce Paid												\$2,470.00			
	<b>TOTAL</b>	ServSafe Manager	<b>X</b>	<b>209</b>	<b>209</b>	<b>157</b>	<b>52</b>	<b>0</b>	<b>100%</b>	<b>75%</b>	<b>25%</b>	<b>0%</b>		<b>\$10,398.00</b>	<b>\$49.75</b>	<b>\$66.23</b>



# CTE Industry Certification Results by Assessment SY 2010-11

Revised 11/21/11

	Program	Assessment	School Grade	# Students Identified	# Participants	# Passing	# Failing	# Incomplete	% Participants	% Passing	% Failing	% Incomplete	Costs of Assessment	District Costs per Assessment	Cost per participation	Cost per performance
AHS	Engineering Technology	Solidworks - Associate	X	20	6	1	5	0	30%	17%	83%	0%	\$2,223.00			
BHS	Engineering Technology	Solidworks - Associate	X	33	30	7	23	0	91%	23%	77%	0%	\$2,223.00			
EGHS	Engineering Technology	Solidworks - Associate	X	21	13	4	9	0	62%	31%	69%	0%	\$2,223.00			
EGHS	Engineering Technology	Solidworks - Professional	X	1	1	1	0	0	100%	100%	0%	0%				
MHS	Engineering Technology	Solidworks - Associate	X	31	29	0	29	0	94%	0%	100%	0%	\$2,223.00			
PBHS	Engineering Technology	Solidworks - Associate	X	16	16	3	13	0	100%	19%	81%	0%	\$2,223.00			
SCJSHS	Engineering Technology	Solidworks - Associate	X	37	33	11	22	0	89%	33%	67%	0%	\$2,223.00			
	<b>TOTAL</b>	<b>Solidworks - Professional</b>	<b>X</b>	<b>159</b>	<b>128</b>	<b>27</b>	<b>101</b>	<b>0</b>	<b>81%</b>	<b>21%</b>	<b>79%</b>	<b>0%</b>		<b>\$13,338.00</b>	<b>\$104.20</b>	<b>\$494.00</b>
EGHS	Early Childhood Education	Staff Credential		21	21	6	4	11	100%	29%	19%	52%	\$570.00			
MIHS	Early Childhood Education	Staff Credential		37	37	1	0	36	100%	3%	0%	97%	\$1,220.00			
PBHS	Early Childhood Education	Staff Credential		27	27	9	0	18	100%	33%	0%	67%	\$860.00			
SHS	Early Childhood Education	Staff Credential		24	17	17	0	8	71%	100%	0%	47%	\$570.00			
THS	Early Childhood Education	Staff Credential		10	10	5	0	5	100%	50%	0%	50%	\$200.00			
VHS	Early Childhood Education	Staff Credential		38	38	17	0	21	100%	45%	0%	55%	\$840.00			
	<b>TOTAL</b>	<b>Staff Credential</b>		<b>157</b>	<b>150</b>	<b>55</b>	<b>4</b>	<b>99</b>	<b>96%</b>	<b>37%</b>	<b>3%</b>	<b>66%</b>		<b>\$4,260.00</b>	<b>\$28.40</b>	<b>\$77.45</b>
		<b>District Total</b>		<b>2,637</b>	<b>2,317</b>	<b>1,200</b>	<b>873</b>	<b>252</b>	<b>88%</b>	<b>52%</b>	<b>38%</b>	<b>11%</b>	<b>\$116,330.44</b>	<b>\$116,330.44</b>	<b>\$50.21</b>	<b>\$96.94</b>






**CTE Student Industry Certification  
District Summary by School  
School Year 2010-2011**

School	# Students Identified	# Participants	# Passing	# Failing	# Incomplete	% Participants	% Passing	% Failing	% Incomplete	Costs of Assessment
AHS	168	114	75	39	0	68%	66%	34%	0%	\$12,834.25
BHS	323	293	162	131	0	91%	55%	45%	0%	\$17,009.50
CBHS	27	27	21	6	0	100%	78%	22%	0%	\$991.00
CHS	100	89	38	51	0	89%	43%	57%	0%	\$5,234.00
EGHS	182	161	95	55	11	88%	59%	34%	7%	\$7,784.50
EHS	10	8	8	0	0	80%	100%	0%	0%	\$152.00
HHS	61	55	1	54	0	90%	2%	98%	0%	\$3,892.00
MHS	330	324	91	158	75	98%	28%	49%	23%	\$14,025.73
MIHS	197	189	90	63	36	96%	48%	33%	19%	\$6,445.50
PBHS	378	346	180	134	32	92%	52%	39%	9%	\$15,400.98
RHS	83	61	42	19	0	73%	69%	31%	0%	\$3,187.00
SHS	100	63	43	20	8	63%	68%	32%	13%	\$2,938.00
SCSHS	154	90	63	27	0	58%	70%	30%	0%	\$8,552.48
THS	229	203	138	60	5	89%	68%	30%	2%	\$10,375.00
VHS	296	295	154	56	85	100%	52%	19%	29%	\$7,508.50
<b>Total</b>	<b>2638</b>	<b>2318</b>	<b>1201</b>	<b>873</b>	<b>252</b>	<b>88%</b>	<b>52%</b>	<b>38%</b>	<b>11%</b>	<b>\$116,330.44</b>




## SY 2010-11 High School Graduates with Industry Certification

School	# graduates	# graduate concentrators	# concentrator graduates participating	# concentrators graduating with Industry Certification	% concentrators graduating with Industry Certification
AHS	218	129	75	58	26.61%
BHS	541	314	257	139	25.69%
CBHS	201	23	14	13	6.47%
CHS	165	88	55	26	15.76%
EGHS	294	111	75	48	16.33%
EHS	106	10	10	10	9.43%
MHS	432	160	131	75	17.36%
MIHS	303	108	67	27	8.91%
PBHS	426	198	143	101	23.71%
RHS	242	75	46	28	11.57%
SHS	268	74	62	35	13.06%
SCISHS	257	97	92	66	25.68%
THS	278	138	112	91	32.73%
VHS	437	101	80	69	15.79%
<b>Total</b>	<b>4168</b>	<b>1626</b>	<b>1219</b>	<b>786</b>	<b>18.86%</b>



**SY 2010-11 High School Graduates with Industry Certification**

School	# graduates	# graduate concentrators	# graduates participating	# graduating with Industry Certification	% graduating with Industry Certification
AHS	218	129	75	58	26.61%
BHS	541	314	257	139	25.69%
CBHS	201	23	14	13	6.47%
CHS	165	88	55	26	15.76%
EGHS	294	111	75	48	16.33%
EHS	106	10	10	10	9.43%
MHS	432	160	131	75	17.36%
MIHS	303	108	67	27	8.91%
PBHS	426	198	143	101	23.71%
RHS	242	75	46	28	11.57%
SHS	268	74	62	35	13.06%
SCSHS	257	97	92	66	25.68%
THS	278	138	112	91	32.73%
VHS	437	101	80	69	15.79%



**SY 2010-11 High School Graduates with Industry Certification**

School	# graduates	# graduate concentrators	# graduates participating	# graduating with Industry Certification	% graduating with Industry Certification
AHS	218	129	75	58	26.61%
BHS	541	314	257	139	25.69%
CBHS	201	23	14	13	6.47%
CHS	165	88	55	26	15.76%
EGHS	294	111	75	48	16.33%
EHS	106	10	10	10	9.43%
MHS	432	160	131	75	17.36%
MIHS	303	108	67	27	8.91%
PBHS	426	198	143	101	23.71%
RHS	242	75	46	28	11.57%
SHS	268	74	62	35	13.06%
SCSHS	257	97	92	66	25.68%
THS	278	138	112	91	32.73%
VHS	437	101	80	69	15.79%





**CTE Student Industry Certification  
District Summary by School  
School Year 2010-2011**

School	# Students Identified	# Participants	# Passing	# Failing	# Incomplete	% Participants	% Passing	% Failing	% Incomplete	Costs of Assessment
AHS	168	113	74	39	0	67%	65%	35%	0%	\$12,834.25
BHS	328	293	166	127	0	89%	57%	43%	0%	\$17,009.50
CBHS	27	27	21	6	0	100%	78%	22%	0%	\$991.00
CHS	100	88	38	50	0	88%	43%	57%	0%	\$5,234.00
EGHS	181	159	93	55	11	88%	58%	35%	0%	\$7,784.50
EHS	10	8	8	0	0	80%	100%	0%	0%	\$152.00
HHS	61	55	1	54	0	90%	2%	98%	0%	\$3,892.00
MHS	331	325	92	158	75	98%	28%	49%	0%	\$14,025.73
MIHS	196	190	89	63	36	97%	47%	33%	0%	\$6,445.50
PBHS	379	345	180	133	32	91%	52%	39%	0%	\$15,400.98
RHS	83	61	42	19	0	73%	69%	31%	0%	\$3,187.00
SHS	101	65	43	22	8	64%	66%	34%	0%	\$2,938.00
SCSHS	154	90	63	27	0	58%	70%	30%	0%	\$8,552.48
THS	229	204	139	60	5	89%	68%	29%	0%	\$10,375.00
VHS	298	297	156	56	85	100%	53%	19%	0%	\$7,508.50
<b>Total</b>	<b>2646</b>	<b>2320</b>	<b>1205</b>	<b>869</b>	<b>252</b>	<b>88%</b>	<b>52%</b>	<b>37%</b>	<b>0%</b>	<b>\$116,330.44</b>

