



# Industry Certification Results

2022-23



**Brevard Public Schools**

**Mark Rendell, Ed.D., Superintendent**

## **SCHOOL BOARD OF BREVARD COUNTY**

Educational Services Facility  
2700 Judge Fran Jamieson Way  
Viera, FL 32940-6601

### **SCHOOL BOARD MEMBERS**

District 1-Megan Wright (Chair)  
District 2-Gene Trent (Vice-Chair)  
District 3-Jennifer Jenkins  
District 4-Matt Susin  
District 5-Katy Campbell

### **SUPERINTENDENT**

Mark J. Rendell, Ed.D.



### **CURRICULUM AND INSTRUCTION**

Tara Harris  
Assistant Superintendent

### **OFFICE OF CAREER & TECHNICAL EDUCATION**

Rachel Rutledge  
Director

# Table of Contents

Introduction .....	5
BPS Graduation Requirement .....	5
State Requirement – CAPE Academies .....	5
State Requirement – School Grade & Diploma Designation .....	6
Federal Requirements.....	6
2022-23 Industry Certification Seven-Year Results .....	9
2022-23 District Industry Certification Results by High School .....	12
2022-23 District Industry Certification & Digital Tool Results by Middle School.....	13
<b>Industry Certification Results</b> .....	15
Astronaut High School .....	16
Bayside High School .....	18
Cocoa Jr/Sr High School (High School) .....	22
Cocoa Beach Jr/Sr High School (High School) .....	28
Eau Gallie High School.....	30
Edgewood Jr/Sr High School (High School) .....	34
Embry-Riddle Aeronautical University (BHS JROTC) .....	35
Heritage High School.....	36
Melbourne High School.....	40
Merritt Island High School .....	44
Palm Bay High School.....	48
Rockledge High School .....	52
Satellite High School .....	56
Space Coast Jr/Sr High School (High School).....	60
Titusville High School .....	62

Viera High School .....	66
Central Middle School.....	70
Cocoa High School (Jr. High) .....	72
Cocoa Beach (Jr. High).....	74
DeLaura Middle School .....	76
Edgewood Jr/Sr High School .....	78
Hoover Middle School.....	80
Jackson Middle School .....	82
Jefferson Middle School.....	83
Johnson Middle School .....	84
Kennedy Middle School .....	86
Madison Middle School .....	88
McNair Middle School.....	89
Southwest Middle School .....	90
Space Coast Jr/Sr High School (Jr High).....	92
Stone Middle School .....	94
<b>Digital Tools Results</b> .....	95
2022-23 Digital Tool Results All Elementary Schools.....	96
<b>Industry Certification &amp; Digital Tools Results by Certification</b> .....	98
High School District Results by Certification.....	99
Middle School District Results by Certification.....	101
<b>Industry Certification &amp; Digital Tools Results by Course</b> .....	103
High School Results by Course .....	104
Middle School Results by Course .....	114
Certifications by Teacher & Course.....	116

# Introduction

Today's educational environment is heavily focused on accountability, standards, and assessment. At the same time, industry is seeking assurances that job seekers have the skills required to fill their openings. At the local, state and federal levels, CTE programs are being tasked with providing students with credentials and certifications which are recognized and valued by our business and industry partners. Having a strong connection to industry, career and technical education has long understood the importance of industry recognized credential and certifications.

## **BPS Graduation Requirement**

To ensure that every BPS graduate is postsecondary and/or workforce ready, students are required to complete a program of study which includes a minimum of 3 credits in one of the following areas:

- Approved dual enrollment, AP, IB, AICE or approved Honors Courses
- Sequential CTE program of study resulting in a credential endorsed by a national, state, or local industry

## **State Requirement – CAPE Academies**

At the state level, Florida Statutes require that career and professional academies be coordinated with the appropriate industry indicating that all components of the program are relevant and appropriate to prepare the student for further education and for employment in that industry. Florida Statutes further define that the Office of Reimagining Education & Career Help will guide a credentials review committee to develop a master credentials list to ensure student skill proficiency and to address emerging labor market and industry trends.

Florida Statutes require that all career-themed courses offered by a secondary school must lead to industry certification or college credit. Statutes further require that if the passage rate on an industry certification examination falls below 50%, the 3-year strategic plan must be amended to include specific strategies to improve the passage rate of the career-themed course.

Each school district shall make available digital materials, CAPE Digital Tools certificates, and CAPE industry certifications for students in prekindergarten through grade 12. Industry certifications that have a statewide articulation agreement approved by the State Board of Education may substitute the certification for up to two mathematics credits, except for Algebra 1 and Geometry and for one science credit, except for Biology 1. Industry certifications earned in information technology that are identified on the CAPE Industry Certification Funding List satisfy the online graduation requirement.

## **State Requirement – School Grade & Diploma Designation**

Florida Statutes requires a portion of the high school and middle school grade be determined by students' participation and performance in industry certifications. Florida Statutes further expand the requirements for CTE industry certification by including student attainment of CTE industry certifications as one of the two Standard High School Diploma Designations.

## **Federal Requirements**

At the federal level, the Carl D. Perkins Career and Technical Education Act was reauthorized in 2018 and renamed the “Strengthening Career & Technical Education for the 21<sup>st</sup> Century Act” and required student attainment of career and technical skill proficiencies, including student achievement on technical assessments that are aligned with industry-recognized standards. They are designed to measure the extent CTE concentrators (3 credits in the same CTE program) are leaving high school with recognized post-secondary credentials. The Florida DOE approves the Industry Certification List using the following criteria: requires a minimum of 150 hours' instruction, is occupationally specific, is a State or federally regulated professional license, and the certifying agency is accredited.

In addition to the local, state and federal requirements for student industry certification, teachers and administrators can use assessment results to learn about students' skills, as well as learn about the effectiveness of instruction and then apply that to instructional improvements. Assessment can be one of the most effective tools for increasing student achievement. By using assessment data for instructional purposes, teachers can improve program curriculum, identify instructional needs, and maintain a continuous improvement process.

Focused on the new vision of Career and Technical Education, assessments are to be utilized for CTE students as they participate and/or complete their technical program of study. Assessments, while required at the federal, state, and district levels, measure student understanding of both the knowledge and skills that are the foundation of the CTE program.

It is imperative that teachers and administrators maintain a positive perception of the value of technical skill attainment. Not only does it meet new local, state, and federal requirements for CTE programs, assessments can provide a continuous improvement model for CTE instruction. Industry certifications can also provide business and industry with the assurance that CTE concentrators have the skills required to fill their openings; a win-win situation for all.

# Industry Certification Results

## Seven-Year Summary



***#This page intentionally left blank#***



## 2022-23 Industry Certification Seven-Year Results

School Year	# Students Identified	# Actual Participants	# Didn't Test	# Pass	# Fail	Percentage of Participants	Percentage of Testers Passing	Percentage Testers Failing
2022-2023	**5230	**7663	1893	4501	3160	**	59%	41%
2021-2022*	8104	7383	***	3837	3562	91%	47%	53%
2020-2021*	8022	7107	***	4138	3884	89%	52%	48%
2019-2020*	7733	6440	***	4120	3638	83%	53%	47%
2018-2019	8162	7017	***	4802	3360	86%	59%	41%
2017-2018	7397	6395	***	4448	2949	86%	60%	40%
2016-2017	6261	6261	***	4702	1561	100%	74%	26%

\* COVID restrictions/eLearning affected many students' ability to successfully complete coursework/hands-on lab experiences required to adequately prepare for testing.

\*\* This year changes have been made to how participants are counted. If a student takes a test that is not an EOC, they are not counted in the "Students Identified", but they are counted in "Participants".

\*\*\*Data not previously collected.

***#This page intentionally left blank#***

# **Industry Certification District Results**



## 2022-23 District Industry Certification Results by High School

School	# Students Identified	# Actual Participants	# Didn't Test	# Pass	# Fail	Percentage of Testers Passing	Percentage Testers Failing	Potential Bonus FTE Calculation	Potential CAPE Funding
AHS	120	192	51	119	73	62%	38%	17.8	\$90,983.99
BHS	390	885	76	603	282	68%	32%	106.9	\$546,415.06
CBHS	58	131	12	66	65	50.40%	49.60%	13	\$66,448.98
CHS	235	547	108	207	340	38%	62%	26.1	\$133,409.11
EGHS	457	519	272	320	199	62%	38%	48.4	\$247,394.66
EHS	40	42	11	40	2	95%	5%	8	\$40,891.68
ERAU	8	8	0	8	0	100%	0%	1.6	\$8,178.34
HHS	385	513	137	333	180	65%	35%	50.3	\$257,106.44
MHS	653	614	264	438	176	71%	29%	79.2	\$404,827.63
MIHS	259	619	89	330	289	53%	47%	49.9	\$255,061.85
PBHS	254	364	109	196	168	54%	46%	34	\$173,789.64
RHS	400	622	181	304	318	49%	51%	48.4	\$247,394.66
SHS	434	529	191	353	176	67%	33%	65.3	\$333,778.34
SCHS	199	277	123	161	114	59%	41%	31.3	\$159,988.70
THS	283	454	132	309	145	68%	32%	51.8	\$264,773.63
VHS	572	880	99	463	417	53%	47%	86.8	\$443,674.73
	<b>4714</b>	<b>7196</b>	<b>1822</b>	<b>4250</b>	<b>2944</b>			<b>718.8</b>	<b>\$3,674,117.44</b>

## 2022-23 District Industry Certification & Digital Tool Results by Middle School

School	# Std Identified	Actual Participants	Didn't Test	Pass	Fail	Percentage of Testers Passing	Percentage Testers Failing	Potential Bonus FTE Calculation	Potential CAPE Funding
CBHS-MS	97	167	10	104	63	62%	38%	4.875	\$24,918.37
CHS-MS	206	339	104	230	109	68%	32%	7.15	\$36,546.94
CMS	481	575	177	223	352	39%	61%	9.6	\$49,070.02
DMS	408	893	123	613	280	67%	33%	21.8	\$111,429.83
EHS-MS	89	84	5	78	6	93%	7%	1.95	\$9,967.35
HMS	169	439	20	368	71	84%	16%	17.25	\$88,172.69
JAMS	70	77	26	21	56	30%	70%	0.525	\$2,683.52
JEMS	129	318	22	141	177	44%	56%	3.7	\$18,912.40
JOMS	568	814	160	273	541	34%	66%	9.275	\$47,408.79
KMS	225	481	3	293	188	61%	39%	14.15	\$72,327.16
MAMS	115	157	41	72	85	46%	54%	1.8	\$9,200.63
MCMS	47	141	27	40	101	28%	72%	1	\$5,111.46
SCHS-MS	107	512	13	293	219	57%	43%	8.9	\$45,491.99
SMS	130	167	31	87	80	52%	48%	2.175	\$11,117.43
SWMS	288	578	116	165	413	29%	71%	8.85	\$45,236.42
	<b>3129</b>	<b>5742</b>	<b>878</b>	<b>3001</b>	<b>2741</b>			<b>113</b>	<b>\$577,595.00</b>

***#This page intentionally left blank#***

# Industry Certification Results



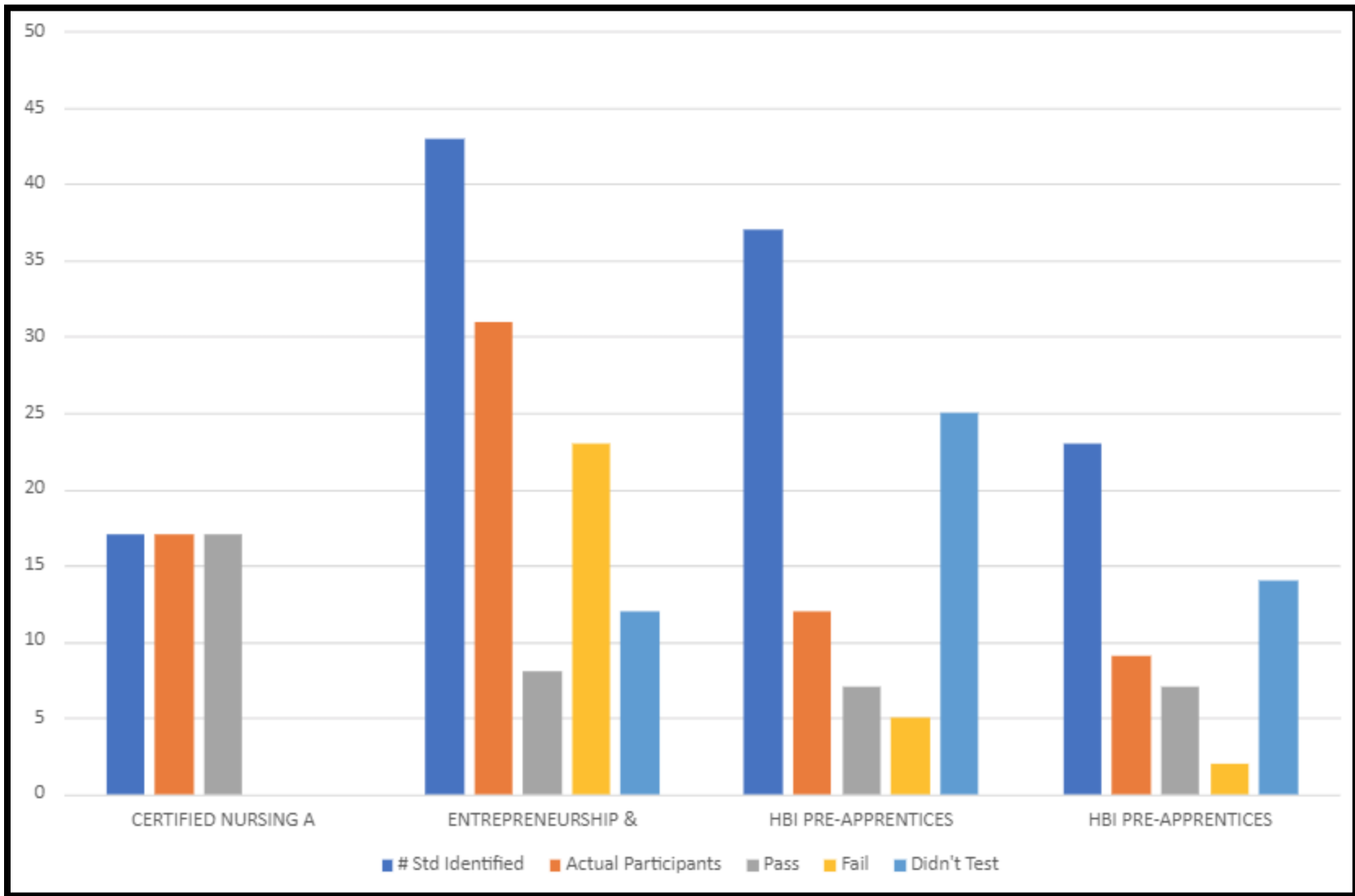
# Astronaut High School

## 2022-2023 Astronaut High School Industry Certification Testing Results

Sch #	School	Teacher	Course #	Course Name	Cert #	Cert ID	Impacts School Grade	# Std Identified	Actual Participants	Pass	Fail	Didn't Test	Funding Weight	Potential CAPE Funding	Percentage of Testers Passing	Percentage Testers Failing	Percentage of Students Identified NOT Tested	Potential Bonus FTE Calculation	
0161	AHS	Cankar, R	9204410	WELD TECH FUNDS	HBINS004	HBI PRE-APPRENTICES	X	0	2	2	0	0	0.1	\$1,022.29	100%	0%	0%	0.2	
0161	AHS	Cankar, R	9204420	WELD TECH FUNDS	HBINS004	HBI PRE-APPRENTICES	X	23	9	7	2	14	0.1	\$3,578.02	78%	22%	61%	0.7	
0161	AHS	Cankar, R	9204430	WELD TECH FUNDS	HBINS004	HBI PRE-APPRENTICES	X	0	5	3	2	0	0.1	\$1,533.44	60%	40%	0%	0.3	
0161	AHS	Deese, D	8201220	DIG MEDIA/MM FOU	ADOBE024	ADOBE CERTIFIED PRO	X	0	5	5	0	0	0.2	\$5,111.46	100%	0%	0%	1	
0161	AHS	Deese, D	8201230	DIG MEDIA/MM FOU	ADOBE024	ADOBE CERTIFIED PRO	X	0	1	1	0	0	0.2	\$1,022.29	100%	0%	0%	0.2	
0161	AHS	Deese, D	8201220	DIG MEDIA/MM FOU	INTUT002	ENTREPRENEURSHIP &	X	0	1	0	1	0	0.2	\$-	0%	100%	0%	0	
0161	AHS	Deese, D	8215120	BUSINESS ENTREP	INTUT002	ENTREPRENEURSHIP &	X	0	22	17	5	0	0.2	\$17,378.96	77%	23%	0%	3.4	
0161	AHS	Duncan, A	8300100	DIV ED DIR STUDY	FDMQA002	CERTIFIED NURSING A	X	17	17	17	0	0	0.1	\$8,689.48	100%	0%	0%	1.7	
0161	AHS	Kierstead, D	8720310	BLDG CONST TECH	HBINS004	HBI PRE-APPRENTICES	X	0	27	23	4	0	0.1	\$11,756.36	85%	15%	0%	2.3	
0161	AHS	Kierstead, D	8720320	BLDG CONST TECH	HBINS004	HBI PRE-APPRENTICES	X	37	12	7	5	25	0.1	\$3,578.02	58%	42%	68%	0.7	
0161	AHS	Kierstead, D	8720330	BLDG CONST TECH	HBINS004	HBI PRE-APPRENTICES	X	0	1	1	0	0	0.1	\$511.15	100%	0%	0%	0.1	
0161	AHS	Morales, H	8207310	DIGITAL INFO TEC	INTUT002	ENTREPRENEURSHIP &	X	43	31	8	23	12	0.2	\$8,178.34	26%	74%	28%	1.6	
0161	AHS	Newman, A	8801101	NUTRITION & FOOD	NRAEF003	CERTIFIED FOOD PROT	X	0	59	28	31	0	0.2	\$28,624.18	47%	53%	0%	5.6	
								<b>120</b>	<b>192</b>	<b>119</b>	<b>73</b>	<b>51</b>		<b>\$90,983.99</b>				<b>17.8</b>	
EOC																			
FTE Funding Multiplier .1																			
FTE Funding Multiplier .2																			



## Astronaut High School EOC Tests



# Bayside High School

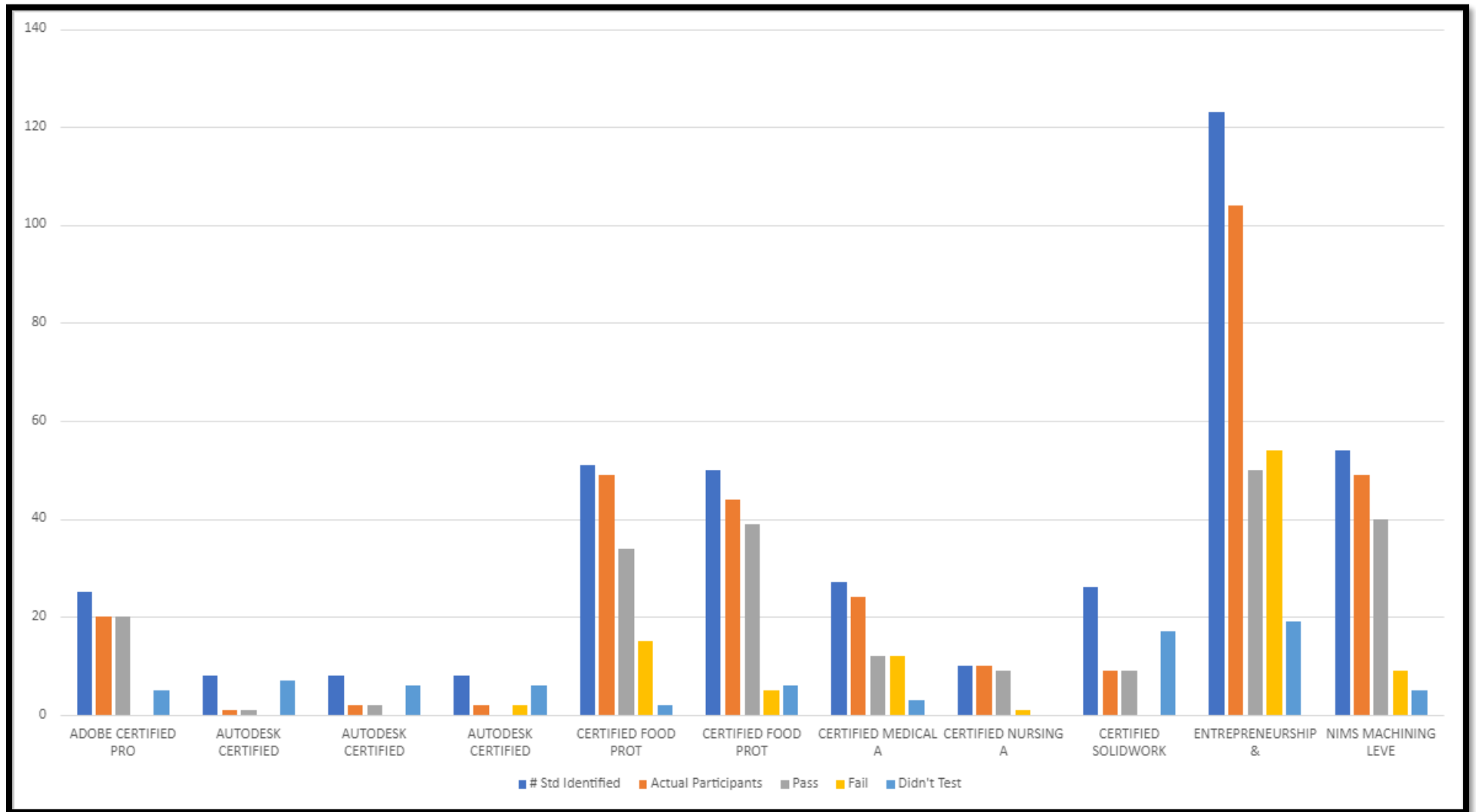
## 2022-2023 Bayside High School Industry Certification and Digital Tool Testing Results

Sch #	School	Teacher	Course #	Course Name	Cert #	Cert ID	Impacts School Grade	# Std Identified	Actual Participants	Pass	Fail	Didn't Test	Funding Weight	Potential CAPE Funding	Percentage of Testers Passing	Percentage Testers Failing	Percentage of Students Identified NOT Tested	Potential Bonus FTE Calculation
2211	BHS	Potter, L	8201530	TV PRODUCTION TE	ADOBE023	ADOBE CERTIFIED PRO	X	25	20	20	0	5	0.2	\$20,445.84	100.00%	0.00%	20.00%	4
2211	BHS	Fleming, M	8401010	TECHNICAL DESIGN	ADESK002	AUTODESK CERTIFIED	X	0	73	53	20	0	0.2	\$54,181.48	72.60%	27.40%	0.00%	10.6
2211	BHS	Fleming, M	8401020	TECHNICAL DESIGN	ADESK002	AUTODESK CERTIFIED	X	0	14	10	4	0	0.2	\$10,222.92	71.43%	28.57%	0.00%	2
2211	BHS	Fleming, M	8401030	TECHNICAL DESIGN	ADESK002	AUTODESK CERTIFIED	X	8	1	1	0	7	0.2	\$1,022.29	100.00%	0.00%	87.50%	0.2
2211	BHS	Fleming, M	8401020	TECHNICAL DESIGN	ADESK008	AUTODESK CERTIFIED	X	0	21	18	3	0	0.2	\$18,401.26	85.71%	14.29%	0.00%	3.6
2211	BHS	Fleming, M	8401030	TECHNICAL DESIGN	ADESK008	AUTODESK CERTIFIED	X	8	2	2	0	6	0.2	\$2,044.58	100.00%	0.00%	75.00%	0.4
2211	BHS	Fleming, M	8601900	ADV TECHNOLOGY A	ADESK008	AUTODESK CERTIFIED	X	0	5	5	0	0	0.2	\$5,111.46	100.00%	0.00%	0.00%	1
2211	BHS	Fleming, M	8401010	TECHNICAL DESIGN	ADESK011	AUTODESK CERTIFIED	X	0	12	9	3	0	0.2	\$9,200.63	75.00%	25.00%	0.00%	1.8
2211	BHS	Fleming, M	8401020	TECHNICAL DESIGN	ADESK011	AUTODESK CERTIFIED	X	0	30	11	19	0	0.2	\$11,245.21	36.67%	63.33%	0.00%	2.2
2211	BHS	Fleming, M	8401030	TECHNICAL DESIGN	ADESK011	AUTODESK CERTIFIED	X	8	2	0	2	6	0.2	\$-	0.00%	100.00%	75.00%	0
2211	BHS	Fleming, M	8601900	ADV TECHNOLOGY A	ADESK011	AUTODESK CERTIFIED	X	0	2	0	2	0	0.2	\$-	0.00%	100.00%	0.00%	0
2211	BHS	Fleming, M	8401010	TECHNICAL DESIGN	ADESK032	AUTODESK CERTIFIED	X	0	34	32	2	0	0.2	\$32,713.34	94.12%	5.88%	0.00%	6.4
2211	BHS	Fleming, M	8401020	TECHNICAL DESIGN	ADESK032	AUTODESK CERTIFIED	X	0	41	39	2	0	0.2	\$39,869.39	95.12%	4.88%	0.00%	7.8
2211	BHS	Fleming, M	8401030	TECHNICAL DESIGN	ADESK032	AUTODESK CERTIFIED	X	0	3	3	0	0	0.2	\$3,066.88	100.00%	0.00%	0.00%	0.6
2211	BHS	Fleming, M	8601900	ADV TECHNOLOGY A	ADESK032	AUTODESK CERTIFIED	X	0	2	2	0	0	0.2	\$2,044.58	100.00%	0.00%	0.00%	0.4
2211	BHS	Gray, S	8300100	DIV ED DIR STUDY	NRAEF003	CERTIFIED FOOD PROT	X	0	1	1	0	0	0.2	\$1,022.29	100.00%	0.00%	0.00%	0.2
2211	BHS	Gray, S	8800510	CULINARY ARTS 1	NRAEF003	CERTIFIED FOOD PROT	X	0	1	1	0	0	0.2	\$1,022.29	100.00%	0.00%	0.00%	0.2
2211	BHS	Gray, S	8800520	CULINARY ARTS 2	NRAEF003	CERTIFIED FOOD PROT	X	51	49	34	15	2	0.2	\$34,757.93	69.39%	30.61%	3.92%	6.8
2211	BHS	Cox, C	8800520	CULINARY ARTS 2	NRAEF003	CERTIFIED FOOD PROT	X	50	44	39	5	6	0.2	\$39,869.39	88.64%	11.36%	12.00%	7.8
2211	BHS	Cox, C	8800510	CULINARY ARTS 1	NRFSP001	CERTIFIED FOOD SAFE	X	0	58	28	30	0	0.2	\$28,624.18	48.28%	51.72%	0.00%	5.6
2211	BHS	Gray, S	8800510	CULINARY ARTS 1	NRFSP001	CERTIFIED FOOD SAFE	X	0	58	21	37	0	0.2	\$21,468.13	36.21%	63.79%	0.00%	4.2
2211	BHS	Gray, S	8800520	CULINARY ARTS 2	NRFSP001	CERTIFIED FOOD SAFE	X	0	30	7	23	0	0.2	\$7,156.04	23.33%	76.67%	0.00%	1.4
2211	BHS	Cox, C	8800520	CULINARY ARTS 2	NRFSP001	CERTIFIED FOOD SAFE	X	0	28	13	15	0	0.2	\$13,289.80	46.43%	53.57%	0.00%	2.6
2211	BHS	Gray, S	8800540	CULINARY ARTS 4(	NRFSP001	CERTIFIED FOOD SAFE	X	0	1	0	1	0	0.2	\$-	0.00%	100.00%	0.00%	0
2211	BHS	Parr, A	8417120	EXERCISE SCIENCE	NATHA003	CERTIFIED MEDICAL A	X	27	24	12	12	3	0.1	\$6,133.75	50.00%	50.00%	11.11%	1.2

**2022-2023 Bayside High School Industry Certification and Digital Tool Testing Results**

Sch #	School	Teacher	Course #	Course Name	Cert #	Cert ID	Impacts School Grade	# Std Identified	Actual Participants	Pass	Fail	Didn't Test	Funding Weight	Potential CAPE Funding	Percentage of Testers Passing	Percentage Testers Failing	Percentage of Students Identified NOT Tested	Potential Bonus FTE Calculation	
2211	BHS	Caraballo, E	8400100	HSE DIR STUDY	FDMQA002	CERTIFIED NURSING A	X	10	10	9	1	0	0.1	\$4,600.31	90.00%	10.00%	0.00%	0.9	
2211	BHS	Mitchell, A	8401120	APPLD ENG TECH I	SOLID003	CERTIFIED SOLIDWORK	X	0	1	1	0	0	0.2	\$1,022.29	100.00%	0.00%	0.00%	0.2	
2211	BHS	Mitchell, A	8401130	APPLD ENG TECH I	SOLID003	CERTIFIED SOLIDWORK	X	26	9	9	0	17	0.2	\$9,200.63	100.00%	0.00%	65.38%	1.8	
2211	BHS	Fowler, H	8207310	DIGITAL INFO TEC	INTUT002	ENTREPRENEURSHIP &	X	123	104	50	54	19	0.2	\$51,114.60	48.08%	51.92%	15.45%	10	
2211	BHS	Eaves, C	8300430	CTE INTERNSHIP	NIFMS001	NIMS MACHINING LEVE	X	0	2	0	2	0	0.2	\$-	0.00%	100.00%	0.00%	0	
2211	BHS	Eaves, C	9202130	MACHINING TECH 3	NIFMS001	NIMS MACHINING LEVE	X	0	3	2	1	0	0.2	\$2,044.58	66.67%	33.33%	0.00%	0.4	
2211	BHS	Eaves, C	9202140	MACHINING TECH 4	NIFMS001	NIMS MACHINING LEVE	X	0	22	12	10	0	0.2	\$12,267.50	54.55%	45.45%	0.00%	2.4	
2211	BHS	Eaves, C	9202110	MACHINING TECH 1	NIFMS013	NIMS MACHINING LEVE	X	0	1	0	1	0	0.2	\$-	0.00%	100.00%	0.00%	0	
2211	BHS	Eaves, C	9202120	MACHINING TECH 2	NIFMS013	NIMS MACHINING LEVE	X	54	49	40	9	5	0.2	\$40,891.68	81.63%	18.37%	9.26%	8	
2211	BHS	Eaves, C	9202130	MACHINING TECH 3	NIFMS013	NIMS MACHINING LEVE	X	0	2	2	0	0	0.2	\$2,044.58	100.00%	0.00%	0.00%	0.4	
2211	BHS	Eaves, C	9202140	MACHINING TECH 4	NIFMS013	NIMS MACHINING LEVE	X	0	1	1	0	0	0.2	\$1,022.29	100.00%	0.00%	0.00%	0.2	
2211	BHS	Eaves, C	9202110	MACHINING TECH 1	NIFMS014	NIMS MACHINING LEVE	X	0	46	46	0	0	0.1	\$23,512.72	100.00%	0.00%	0.00%	4.6	
2211	BHS	Eaves, C	8300430	CTE INTERNSHIP	NIFMS017	NIMS MACHINING LEVE	X	0	2	2	0	0	0.1	\$1,022.29	100.00%	0.00%	0.00%	0.2	
2211	BHS	Eaves, C	9202130	MACHINING TECH 3	NIFMS017	NIMS MACHINING LEVE	X	0	9	9	0	0	0.1	\$4,600.31	100.00%	0.00%	0.00%	0.9	
2211	BHS	Eaves, C	9202140	MACHINING TECH 4	NIFMS017	NIMS MACHINING LEVE	X	0	17	9	8	0	0.1	\$4,600.31	52.94%	47.06%	0.00%	0.9	
2211	BHS	Eaves, C	8300430	CTE INTERNSHIP	NIFMS019	NIMS MACHINING LEVE	X	0	1	1	0	0	0.1	\$511.15	100.00%	0.00%	0.00%	0.1	
2211	BHS	Eaves, C	9202110	MACHINING TECH 1	NIFMS019	NIMS MACHINING LEVE	X	0	1	1	0	0	0.1	\$511.15	100.00%	0.00%	0.00%	0.1	
2211	BHS	Eaves, C	9202120	MACHINING TECH 2	NIFMS019	NIMS MACHINING LEVE	X	0	49	48	1	0	0.1	\$24,535.01	97.96%	2.04%	0.00%	4.8	
								<b>390</b>	<b>885</b>	<b>603</b>	<b>282</b>	<b>76</b>		<b>\$546,415.07</b>				<b>106.9</b>	
EOC																			
FTE Funding Multiplier .1																			
FTE Funding Multiplier .2																			

# Bayside High School EOC Tests



***#This page intentionally left blank#***

# Cocoa Jr/Sr High School (High School)

## 2022-2023 Cocoa High School Industry Certification Testing Results

Sch #	School	Teacher	Course #	Course Name	Cert #	Cert ID	Impacts School Grade	# Std Identified	Actual Participants	Pass	Fail	Didn't Test	Funding Weight	Potential CAPE Funding	Percentage of Testers Passing	Percentage Testers Failing	Percentage of Students Identified NOT Tested	Potential Bonus FTE Calculation
1121	CHS	Bresk, M	8401020	TECHNICAL DESIGN	ADESK002	AUTODESK CERTIFIED	X	0	6	0	6	0	0.2	\$-	0%	100%	0%	0
1121	CHS	Bresk, M	8401030	TECHNICAL DESIGN	ADESK002	AUTODESK CERTIFIED	X	4	2	0	2	2	0.2	\$-	0%	100%	50%	0
1121	CHS	Hamlett, R	8209510	DIGITAL DESIGN 1	ADOBE024	ADOBE CERTIFIED PRO	X	57	12	12	0	45	0.2	\$12,267.50	100%	0%	79%	2.4
1121	CHS	Hamlett, R	8207310	DIGITAL INFO TEC	INTUT002	ENTREPRENEURSHIP &	X	31	20	13	7	11	0.2	\$13,289.80	65%	35%	35%	2.6
1121	CHS	Hamlett, R	8209510	DIGITAL DESIGN 1	PRMIN004	PMI PROJECT MANAGEM	X	0	7	0	7	0	0.2	\$-	0%	100%	0%	0
1121	CHS	Hamlett, R	8209520	DIGITAL DESIGN 2	PRMIN004	PMI PROJECT MANAGEM	X	0	3	0	3	0	0.2	\$-	0%	100%	0%	0
1121	CHS	Hamlett, R	8209540	DIGITAL DESIGN 4	PRMIN004	PMI PROJECT MANAGEM	X	0	2	0	2	0	0.2	\$-	0%	100%	0%	0
1121	CHS	Jones, J	8720320	BLDG CONST TECH	HBINS004	HBI PRE-APPRENTICES	X	30	16	16	0	14	0.1	\$8,178.34	100%	0%	47%	1.6
1121	CHS	Jones, J	8720330	BLDG CONST TECH	HBINS004	HBI PRE-APPRENTICES	X	0	4	4	0	0	0.1	\$2,044.58	100%	0%	0%	0.4
1121	CHS	Jones, J	8720340	BLDG CONST TECH	HBINS004	HBI PRE-APPRENTICES	X	0	1	1	0	0	0.1	\$511.15	100%	0%	0%	0.1
1121	CHS	Jones, J	8720320	BLDG CONST TECH	HBINS005	HBI PRE-APPRENTICES	X	0	3	3	0	0	0.1	\$1,533.44	100%	0%	0%	0.3
1121	CHS	Jones, J	8720330	BLDG CONST TECH	HBINS005	HBI PRE-APPRENTICES	X	0	3	3	0	0	0.1	\$1,533.44	100%	0%	0%	0.3
1121	CHS	Jones, J	8720340	BLDG CONST TECH	HBINS005	HBI PRE-APPRENTICES	X	0	1	1	0	0	0.1	\$511.15	100%	0%	0%	0.1
1121	CHS	Knight, H	8800520	CULINARY ARTS 2	NRAEF003	CERTIFIED FOOD PROT	X	36	27	13	14	9	0.2	\$13,289.80	48%	52%	25%	2.6
1121	CHS	Knight, H	8800530	CULINARY ARTS 3	NRAEF003	CERTIFIED FOOD PROT	X	0	4	1	3	0	0.2	\$1,022.29	25%	75%	0%	0.2
1121	CHS	Knight, H	8800550	CULINARY ARTS 4(	NRAEF003	CERTIFIED FOOD PROT	X	0	1	0	1	0	0.2	\$-	0%	100%	0%	0
1121	CHS	Knight, H	8800510	CULINARY ARTS 1	NRFSP001	CERTIFIED FOOD SAFE	X	0	53	8	45	0	0.2	\$8,178.34	15%	85%	0%	1.6
1121	CHS	Knight, H	8800520	CULINARY ARTS 2	NRFSP001	CERTIFIED FOOD SAFE	X	0	21	5	16	0	0.2	\$5,111.46	24%	76%	0%	1
1121	CHS	Knight, H	8800530	CULINARY ARTS 3	NRFSP001	CERTIFIED FOOD SAFE	X	0	3	0	3	0	0.2	\$-	0%	100%	0%	0
1121	CHS	Knight, H	8800550	CULINARY ARTS 4(	NRFSP001	CERTIFIED FOOD SAFE	X	0	4	2	2	0	0.2	\$2,044.58	50%	50%	0%	0.4
1121	CHS	Mannes, A	8417120	EXERCISE SCIENCE	NATHA003	CERTIFIED MEDICAL A	X	17	17	14	3	0	0.1	\$7,156.04	82%	18%	0%	1.4
1121	CHS	Riffe, P	9514010	COLL PAINT/BODY	NIASE077	ASE ENTRY-LEVEL - A	X	0	1	0	1	0	0.1	\$-	0%	100%	0%	0
1121	CHS	Riffe, P	9514020	COLL PAINT/REF A	NIASE077	ASE ENTRY-LEVEL - A	X	0	2	1	1	0	0.1	\$511.15	50%	50%	0%	0.1
1121	CHS	Riffe, P	9514030	COLL PAINT/REF A	NIASE077	ASE ENTRY-LEVEL - A	X	0	5	2	3	0	0.1	\$1,022.29	40%	60%	0%	0.2
1121	CHS	Riffe, P	9514040	COLL PAINT/REF A	NIASE077	ASE ENTRY-LEVEL - A	X	0	4	2	2	0	0.1	\$1,022.29	50%	50%	0%	0.2

**2022-2023 Cocoa High School Industry Certification Testing Results**

Sch #	School	Teacher	Course #	Course Name	Cert #	Cert ID	Impacts School Grade	# Std Identified	Actual Participants	Pass	Fail	Didn't Test	Funding Weight	Potential CAPE Funding	Percentage of Testers Passing	Percentage Testers Failing	Percentage of Students Identified NOT Tested	Potential Bonus FTE Calculation
1121	CHS	Riffe, P	9514050	COLL NON-STRUCT	NIASE077	ASE ENTRY-LEVEL - A	X	0	3	3	0	0	0.1	\$1,533.44	100%	0%	0%	0.3
1121	CHS	Riffe, P	9514060	COLL NON-STRUCT	NIASE077	ASE ENTRY-LEVEL - A	X	0	1	0	1	0	0.1	\$-	0%	100%	0%	0
1121	CHS	Riffe, P	9514010	COLL PAINT/BODY	NIASE078	ASE ENTRY-LEVEL - A	X	0	1	0	1	0	0.1	\$-	0%	100%	0%	0
1121	CHS	Riffe, P	9514020	COLL PAINT/REF A	NIASE078	ASE ENTRY-LEVEL - A	X	0	1	0	1	0	0.1	\$-	0%	100%	0%	0
1121	CHS	Riffe, P	9514030	COLL PAINT/REF A	NIASE078	ASE ENTRY-LEVEL - A	X	0	6	1	5	0	0.1	\$511.15	17%	83%	0%	0.1
1121	CHS	Riffe, P	9514040	COLL PAINT/REF A	NIASE078	ASE ENTRY-LEVEL - A	X	0	4	2	2	0	0.1	\$1,022.29	50%	50%	0%	0.2
1121	CHS	Riffe, P	9514050	COLL NON-STRUCT	NIASE078	ASE ENTRY-LEVEL - A	X	0	3	1	2	0	0.1	\$511.15	33%	67%	0%	0.1
1121	CHS	Riffe, P	9514060	COLL NON-STRUCT	NIASE078	ASE ENTRY-LEVEL - A	X	0	1	0	1	0	0.1	\$-	0%	100%	0%	0
1121	CHS	Riffe, P	9514010	COLL PAINT/BODY	NIASE079	ASE ENTRY-LEVEL - A	X	0	1	0	1	0	0.1	\$-	0%	100%	0%	0
1121	CHS	Riffe, P	9514020	COLL PAINT/REF A	NIASE079	ASE ENTRY-LEVEL - A	X	0	1	1	0	0	0.1	\$511.15	100%	0%	0%	0.1
1121	CHS	Riffe, P	9514030	COLL PAINT/REF A	NIASE079	ASE ENTRY-LEVEL - A	X	0	6	1	5	0	0.1	\$511.15	17%	83%	0%	0.1
1121	CHS	Riffe, P	9514040	COLL PAINT/REF A	NIASE079	ASE ENTRY-LEVEL - A	X	0	5	4	1	0	0.1	\$2,044.58	80%	20%	0%	0.4
1121	CHS	Riffe, P	9514050	COLL NON-STRUCT	NIASE079	ASE ENTRY-LEVEL - A	X	0	2	1	1	0	0.1	\$511.15	50%	50%	0%	0.1
1121	CHS	Riffe, P	9514060	COLL NON-STRUCT	NIASE079	ASE ENTRY-LEVEL - A	X	0	1	0	1	0	0.1	\$-	0%	100%	0%	0
1121	CHS	Riffe, P	9514010	COLL PAINT/BODY	NIASE080	ASE ENTRY-LEVEL - A	X	0	1	0	1	0	0.1	\$-	0%	100%	0%	0
1121	CHS	Riffe, P	9514020	COLL PAINT/REF A	NIASE080	ASE ENTRY-LEVEL - A	X	0	1	1	0	0	0.1	\$511.15	100%	0%	0%	0.1
1121	CHS	Riffe, P	9514030	COLL PAINT/REF A	NIASE080	ASE ENTRY-LEVEL - A	X	0	6	2	4	0	0.1	\$1,022.29	33%	67%	0%	0.2
1121	CHS	Riffe, P	9514040	COLL PAINT/REF A	NIASE080	ASE ENTRY-LEVEL - A	X	0	5	4	1	0	0.1	\$2,044.58	80%	20%	0%	0.4
1121	CHS	Riffe, P	9514050	COLL NON-STRUCT	NIASE080	ASE ENTRY-LEVEL - A	X	0	2	2	0	0	0.1	\$1,022.29	100%	0%	0%	0.2
1121	CHS	Riffe, P	9514060	COLL NON-STRUCT	NIASE080	ASE ENTRY-LEVEL - A	X	0	1	0	1	0	0.1	\$-	0%	100%	0%	0
1121	CHS	Riffe, P	9514010	COLL PAINT/BODY	NIASE081	ASE ENTRY-LEVEL - A	X	0	1	0	1	0	0.1	\$-	0%	100%	0%	0
1121	CHS	Riffe, P	9514020	COLL PAINT/REF A	NIASE081	ASE ENTRY-LEVEL - A	X	0	1	1	0	0	0.1	\$511.15	100%	0%	0%	0.1
1121	CHS	Riffe, P	9514030	COLL PAINT/REF A	NIASE081	ASE ENTRY-LEVEL - A	X	0	6	4	2	0	0.1	\$2,044.58	67%	33%	0%	0.4
1121	CHS	Riffe, P	9514040	COLL PAINT/REF A	NIASE081	ASE ENTRY-LEVEL - A	X	0	4	1	3	0	0.1	\$511.15	25%	75%	0%	0.1
1121	CHS	Riffe, P	9514050	COLL NON-STRUCT	NIASE081	ASE ENTRY-LEVEL - A	X	0	3	2	1	0	0.1	\$1,022.29	67%	33%	0%	0.2
1121	CHS	Riffe, P	9514060	COLL NON-STRUCT	NIASE081	ASE ENTRY-LEVEL - A	X	0	1	0	1	0	0.1	\$-	0%	100%	0%	0
1121	CHS	Riffe, P	9514010	COLL PAINT/BODY	NIASE082	ASE ENTRY-LEVEL - A	X	0	1	0	1	0	0.1	\$-	0%	100%	0%	0
1121	CHS	Riffe, P	9514020	COLL PAINT/REF A	NIASE082	ASE ENTRY-LEVEL - A	X	0	3	2	1	0	0.1	\$1,022.29	67%	33%	0%	0.2

2022-2023 Cocoa High School Industry Certification Testing Results

Sch #	School	Teacher	Course #	Course Name	Cert #	Cert ID	Impacts School Grade	# Std Identified	Actual Participants	Pass	Fail	Didn't Test	Funding Weight	Potential CAPE Funding	Percentage of Testers Passing	Percentage Testers Failing	Percentage of Students Identified NOT Tested	Potential Bonus FTE Calculation
1121	CHS	Riffe, P	9514030	COLL PAINT/REF A	NIASE082	ASE ENTRY-LEVEL - A	X	0	3	1	2	0	0.1	\$511.15	33%	67%	0%	0.1
1121	CHS	Riffe, P	9514040	COLL PAINT/REF A	NIASE082	ASE ENTRY-LEVEL - A	X	0	5	2	3	0	0.1	\$1,022.29	40%	60%	0%	0.2
1121	CHS	Riffe, P	9514050	COLL NON-STRUCT	NIASE082	ASE ENTRY-LEVEL - A	X	0	2	1	1	0	0.1	\$511.15	50%	50%	0%	0.1
1121	CHS	Riffe, P	9514060	COLL NON-STRUCT	NIASE082	ASE ENTRY-LEVEL - A	X	0	1	0	1	0	0.1	\$-	0%	100%	0%	0
1121	CHS	Riffe, P	9514010	COLL PAINT/BODY	NIASE083	ASE ENTRY-LEVEL - A	X	0	1	0	1	0	0.1	\$-	0%	100%	0%	0
1121	CHS	Riffe, P	9514020	COLL PAINT/REF A	NIASE083	ASE ENTRY-LEVEL - A	X	0	1	0	1	0	0.1	\$-	0%	100%	0%	0
1121	CHS	Riffe, P	9514030	COLL PAINT/REF A	NIASE083	ASE ENTRY-LEVEL - A	X	0	5	1	4	0	0.1	\$511.15	20%	80%	0%	0.1
1121	CHS	Riffe, P	9514040	COLL PAINT/REF A	NIASE083	ASE ENTRY-LEVEL - A	X	0	3	2	1	0	0.1	\$1,022.29	67%	33%	0%	0.2
1121	CHS	Riffe, P	9514050	COLL NON-STRUCT	NIASE083	ASE ENTRY-LEVEL - A	X	0	3	2	1	0	0.1	\$1,022.29	67%	33%	0%	0.2
1121	CHS	Riffe, P	9514060	COLL NON-STRUCT	NIASE083	ASE ENTRY-LEVEL - A	X	0	1	0	1	0	0.1	\$-	0%	100%	0%	0
1121	CHS	Riffe, P	9514010	COLL PAINT/BODY	NIASE084	ASE ENTRY-LEVEL - A	X	0	1	0	1	0	0.1	\$-	0%	100%	0%	0
1121	CHS	Riffe, P	9514020	COLL PAINT/REF A	NIASE084	ASE ENTRY-LEVEL - A	X	0	2	2	0	0	0.1	\$1,022.29	100%	0%	0%	0.2
1121	CHS	Riffe, P	9514030	COLL PAINT/REF A	NIASE084	ASE ENTRY-LEVEL - A	X	0	5	1	4	0	0.1	\$511.15	20%	80%	0%	0.1
1121	CHS	Riffe, P	9514040	COLL PAINT/REF A	NIASE084	ASE ENTRY-LEVEL - A	X	0	4	3	1	0	0.1	\$1,533.44	75%	25%	0%	0.3
1121	CHS	Riffe, P	9514050	COLL NON-STRUCT	NIASE084	ASE ENTRY-LEVEL - A	X	0	3	1	2	0	0.1	\$511.15	33%	67%	0%	0.1
1121	CHS	Riffe, P	9514060	COLL NON-STRUCT	NIASE084	ASE ENTRY-LEVEL - A	X	0	1	0	1	0	0.1	\$-	0%	100%	0%	0
1121	CHS	Riffe, P	9514010	COLL PAINT/BODY	NIASE085	ASE ENTRY-LEVEL - A	X	0	1	1	0	0	0.1	\$511.15	100%	0%	0%	0.1
1121	CHS	Riffe, P	9514020	COLL PAINT/REF A	NIASE085	ASE ENTRY-LEVEL - A	X	0	1	0	1	0	0.1	\$-	0%	100%	0%	0
1121	CHS	Riffe, P	9514030	COLL PAINT/REF A	NIASE085	ASE ENTRY-LEVEL - A	X	0	4	2	2	0	0.1	\$1,022.29	50%	50%	0%	0.2
1121	CHS	Riffe, P	9514040	COLL PAINT/REF A	NIASE085	ASE ENTRY-LEVEL - A	X	0	3	2	1	0	0.1	\$1,022.29	67%	33%	0%	0.2
1121	CHS	Riffe, P	9514050	COLL NON-STRUCT	NIASE085	ASE ENTRY-LEVEL - A	X	0	3	1	2	0	0.1	\$511.15	33%	67%	0%	0.1
1121	CHS	Riffe, P	9514060	COLL NON-STRUCT	NIASE085	ASE ENTRY-LEVEL - A	X	0	1	0	1	0	0.1	\$-	0%	100%	0%	0
1121	CHS	Riffe, P	9514010	COLL PAINT/BODY	NIASE086	ASE ENTRY-LEVEL - C	X	0	12	3	9	0	0.1	\$1,533.44	25%	75%	0%	0.3
1121	CHS	Riffe, P	9514020	COLL PAINT/REF A	NIASE086	ASE ENTRY-LEVEL - C	X	0	4	3	1	0	0.1	\$1,533.44	75%	25%	0%	0.3
1121	CHS	Riffe, P	9514030	COLL PAINT/REF A	NIASE086	ASE ENTRY-LEVEL - C	X	0	26	4	22	0	0.1	\$2,044.58	15%	85%	0%	0.4
1121	CHS	Riffe, P	9514040	COLL PAINT/REF A	NIASE086	ASE ENTRY-LEVEL - C	X	0	3	3	0	0	0.1	\$1,533.44	100%	0%	0%	0.3
1121	CHS	Riffe, P	9514050	COLL NON-STRUCT	NIASE086	ASE ENTRY-LEVEL - C	X	0	5	2	3	0	0.1	\$1,022.29	40%	60%	0%	0.2
1121	CHS	Riffe, P	9514010	COLL PAINT/BODY	NIASE087	ASE ENTRY-LEVEL - C	X	0	12	4	8	0	0.1	\$2,044.58	33%	67%	0%	0.4

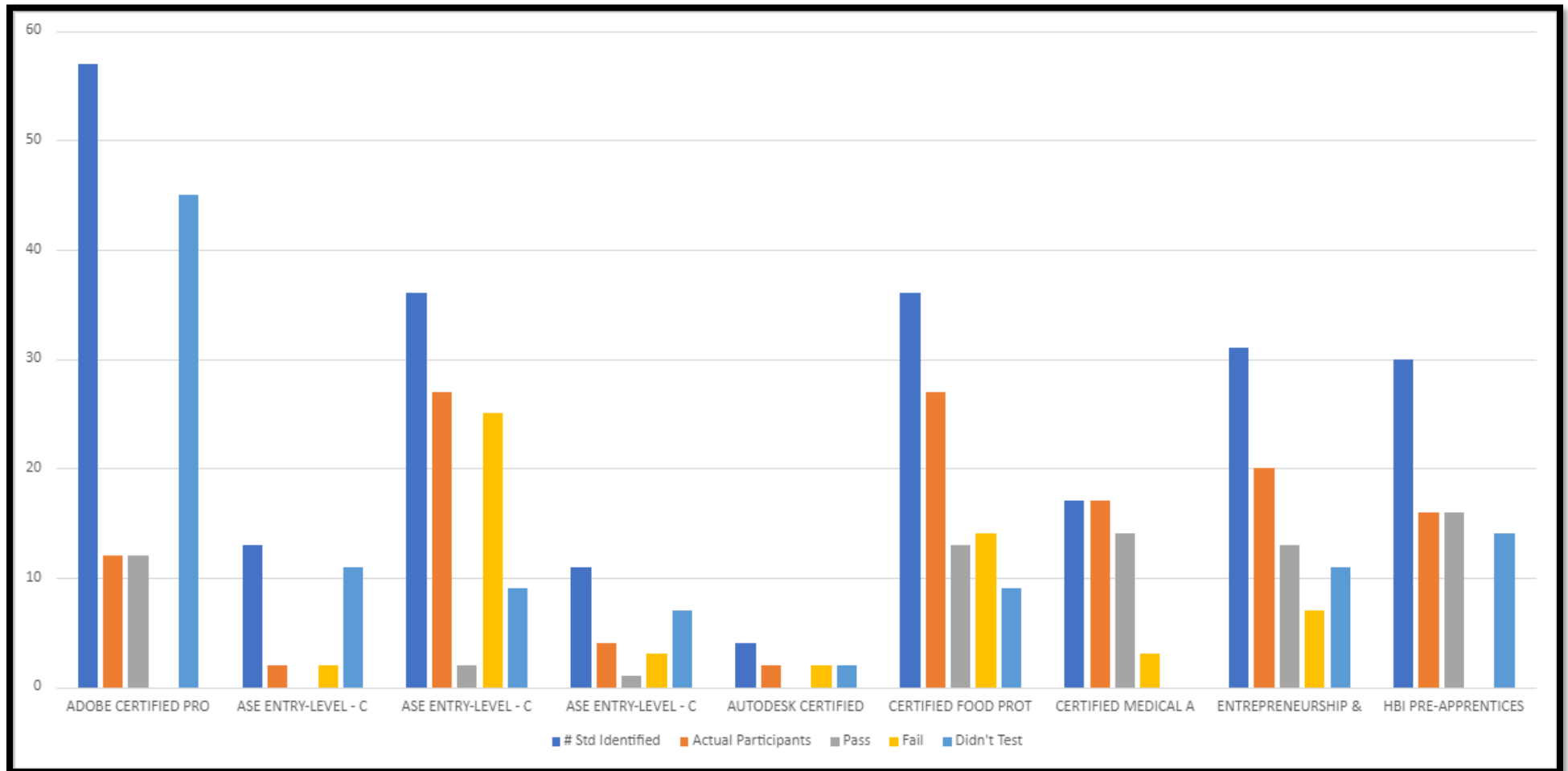


2022-2023 Cocoa High School Industry Certification Testing Results

Sch #	School	Teacher	Course #	Course Name	Cert #	Cert ID	Impacts School Grade	# Std Identified	Actual Participants	Pass	Fail	Didn't Test	Funding Weight	Potential CAPE Funding	Percentage of Testers Passing	Percentage Testers Failing	Percentage of Students Identified NOT Tested	Potential Bonus FTE Calculation
1121	CHS	Riffe, P	9514020	COLL PAINT/REF A	NIASE087	ASE ENTRY-LEVEL - C	X	0	4	4	0	0	0.1	\$2,044.58	100%	0%	0%	0.4
1121	CHS	Riffe, P	9514030	COLL PAINT/REF A	NIASE087	ASE ENTRY-LEVEL - C	X	0	28	5	23	0	0.1	\$2,555.73	18%	82%	0%	0.5
1121	CHS	Riffe, P	9514040	COLL PAINT/REF A	NIASE087	ASE ENTRY-LEVEL - C	X	13	2	0	2	11	0.1	\$-	0%	100%	85%	0
1121	CHS	Riffe, P	9514050	COLL NON-STRUCT	NIASE087	ASE ENTRY-LEVEL - C	X	0	5	1	4	0	0.1	\$511.15	20%	80%	0%	0.1
1121	CHS	Riffe, P	9514010	COLL PAINT/BODY	NIASE088	ASE ENTRY-LEVEL - C	X	0	12	3	9	0	0.1	\$1,533.44	25%	75%	0%	0.3
1121	CHS	Riffe, P	9514020	COLL PAINT/REF A	NIASE088	ASE ENTRY-LEVEL - C	X	0	2	2	0	0	0.1	\$1,022.29	100%	0%	0%	0.2
1121	CHS	Riffe, P	9514030	COLL PAINT/REF A	NIASE088	ASE ENTRY-LEVEL - C	X	36	27	2	25	9	0.1	\$1,022.29	7%	93%	25%	0.2
1121	CHS	Riffe, P	9514040	COLL PAINT/REF A	NIASE088	ASE ENTRY-LEVEL - C	X	0	2	1	1	0	0.1	\$511.15	50%	50%	0%	0.1
1121	CHS	Riffe, P	9514050	COLL NON-STRUCT	NIASE088	ASE ENTRY-LEVEL - C	X	0	5	1	4	0	0.1	\$511.15	20%	80%	0%	0.1
1121	CHS	Riffe, P	9514060	COLL NON-STRUCT	NIASE088	ASE ENTRY-LEVEL - C	X	0	1	0	1	0	0.1	\$-	0%	100%	0%	0
1121	CHS	Riffe, P	9514010	COLL PAINT/BODY	NIASE089	ASE ENTRY-LEVEL - C	X	0	12	3	9	0	0.1	\$1,533.44	25%	75%	0%	0.3
1121	CHS	Riffe, P	9514020	COLL PAINT/REF A	NIASE089	ASE ENTRY-LEVEL - C	X	0	1	0	1	0	0.1	\$-	0%	100%	0%	0
1121	CHS	Riffe, P	9514030	COLL PAINT/REF A	NIASE089	ASE ENTRY-LEVEL - C	X	0	30	7	23	0	0.1	\$3,578.02	23%	77%	0%	0.7
1121	CHS	Riffe, P	9514040	COLL PAINT/REF A	NIASE089	ASE ENTRY-LEVEL - C	X	0	2	2	0	0	0.1	\$1,022.29	100%	0%	0%	0.2
1121	CHS	Riffe, P	9514050	COLL NON-STRUCT	NIASE089	ASE ENTRY-LEVEL - C	X	11	4	1	3	7	0.1	\$511.15	25%	75%	64%	0.1
								<b>235</b>	<b>547</b>	<b>207</b>	<b>340</b>	<b>108</b>		<b>\$133,409.11</b>				<b>26.1</b>

EOC
FTE Funding Multiplier .1
FTE Funding Multiplier .2

## Cocoa Jr/Sr High School (High School) EOC Tests



***#This page intentionally left blank#***

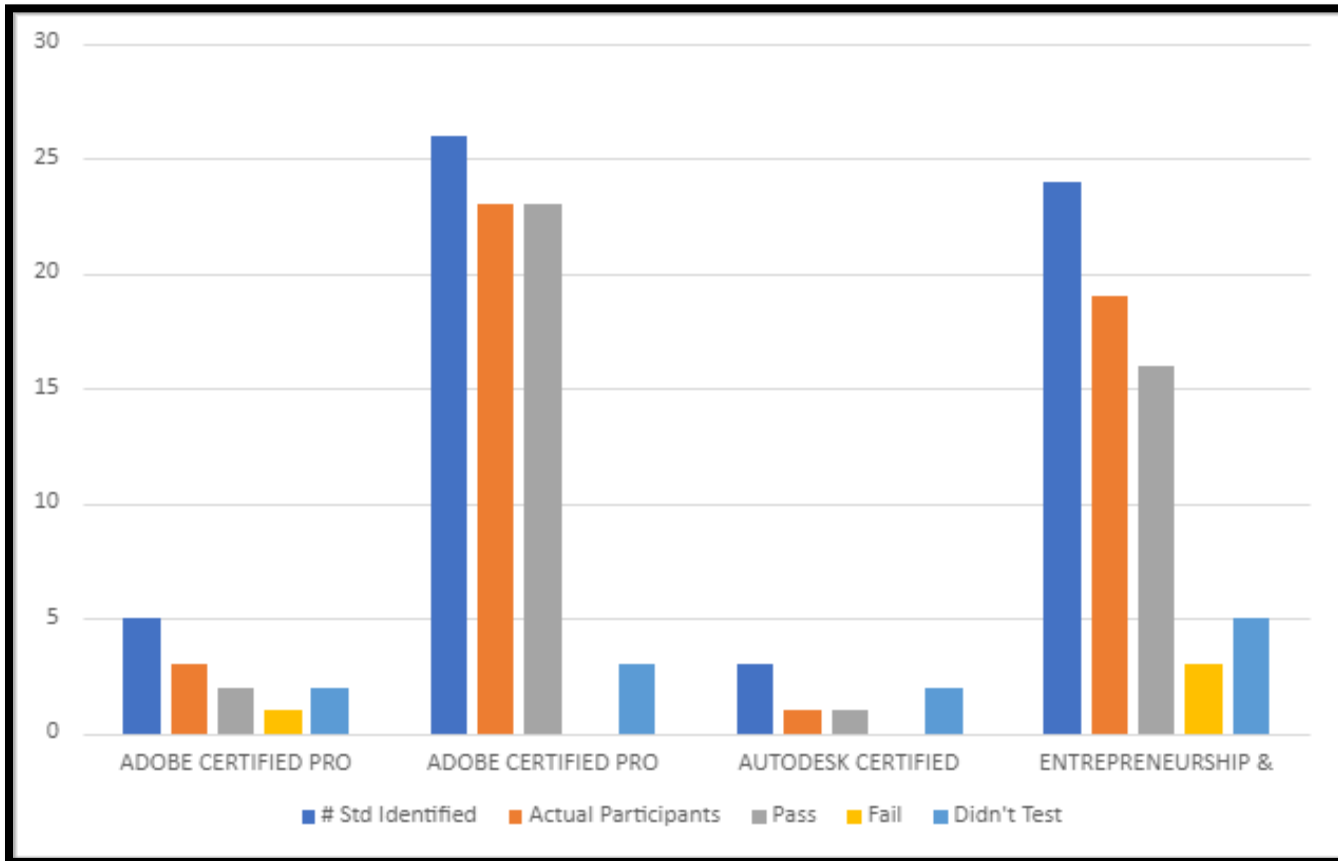
# Cocoa Beach Jr/Sr High School (High School)

**2022-2023 Cocoa Beach High School Industry Certification Testing Results**

Sch #	School	Teacher	Course #	Course Name	Cert #	Cert ID	Impacts School Grade	# Std Identified	Actual Participants	Pass	Fail	Didn't Test	Funding Weight	Potential CAPE Funding	Percentage of Testers Passing	Percentage Testers Failing	Percentage of Students Identified NOT Tested	Potential Bonus FTE Calculation
5011	CBHS	Lengyel, D	8801101	NUTRITION & FOOD	NRAEF003	CERTIFIED FOOD PROT	X	0	59	8	51	0	0.2	\$8,178.34	14%	86%	0%	1.6
5011	CBHS	McCully, C	8209520	DIGITAL DESIGN 2	ADOBE023	ADOBE CERTIFIED PRO	X	0	2	2	0	0	0.2	\$2,044.58	100%	0%	0%	0.4
5011	CBHS	McCully, C	8209530	DIGITAL DESIGN 3	ADOBE023	ADOBE CERTIFIED PRO	X	5	3	2	1	2	0.2	\$2,044.58	67%	33%	40%	0.4
5011	CBHS	McCully, C	8209510	DIGITAL DESIGN 1	ADOBE024	ADOBE CERTIFIED PRO	X	26	23	23	0	3	0.2	\$23,512.72	100%	0%	12%	4.6
5011	CBHS	McCully, C	8209520	DIGITAL DESIGN 2	ADOBE024	ADOBE CERTIFIED PRO	X	0	2	2	0	0	0.2	\$2,044.58	100%	0%	0%	0.4
5011	CBHS	McCully, C	8207310	DIGITAL INFO TEC	INTUT002	ENTREPRENEURSHIP &	X	24	19	16	3	5	0.2	\$16,356.67	84%	16%	21%	3.2
5011	CBHS	Siljestrom, R	8401010	TECHNICAL DESIGN	ADESK002	AUTODESK CERTIFIED	X	0	16	9	7	0	0.2	\$9,200.63	56%	44%	0%	1.8
5011	CBHS	Siljestrom, R	8401020	TECHNICAL DESIGN	ADESK002	AUTODESK CERTIFIED	X	0	2	1	1	0	0.2	\$1,022.29	50%	50%	0%	0.2
5011	CBHS	Siljestrom, R	8401030	TECHNICAL DESIGN	ADESK002	AUTODESK CERTIFIED	X	3	1	1	0	2	0.2	\$1,022.29	100%	0%	67%	0.2
5011	CBHS	Yates,	8827120	MARKETING APPS	PROSO031	CERTIFIED INTERNET	X	0	1	0	1	0	0.1	\$-	0%	100%	0%	0
5011	CBHS	Yates,	8827130	MARKETING MANAGE	PROSO031	CERTIFIED INTERNET	X	0	3	2	1	0	0.1	\$1,022.29	67%	33%	0%	0.2
								<b>58</b>	<b>131</b>	<b>66</b>	<b>65</b>	<b>12</b>		<b>\$66,448.98</b>				<b>13</b>

EOC
FTE Funding Multiplier .1
FTE Funding Multiplier .2

## Cocoa Beach Jr/Sr High School (High School) EOC Tests



# Eau Gallie High School

## 2022-2023 Eau Galle High School Industry Certification Testing Results

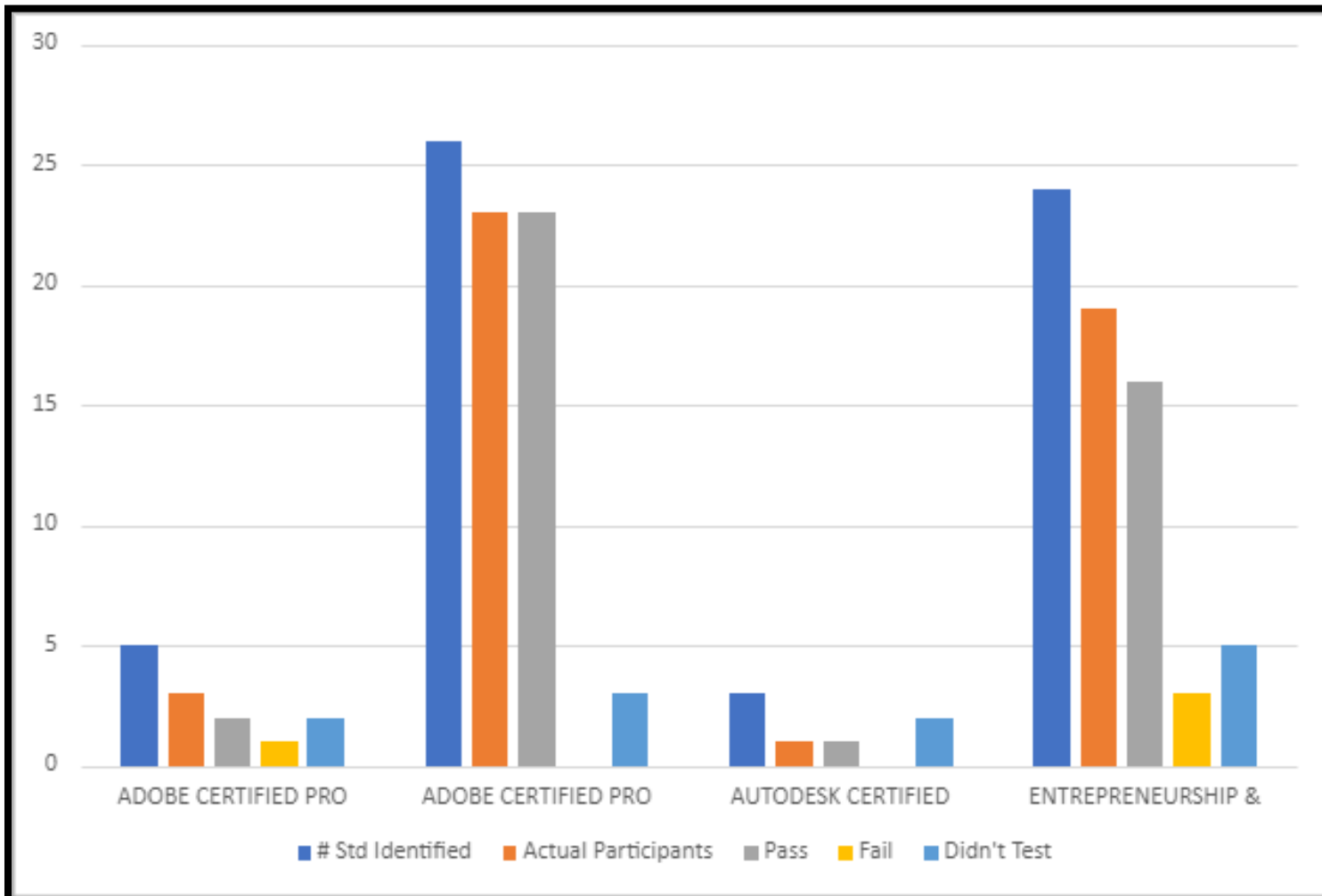
Sch #	School	Teacher	Course #	Course Name	Cert #	Cert ID	Impacts School Grade	# Std Identified	Actual Participants	Pass	Fail	Didn't Test	Funding Weight	Potential CAPE Funding	Percentage of Testers Passing	Percentage Testers Failing	Percentage of Students Identified NOT Tested	Potential Bonus FTE Calculation
3011	EGHS	Dilger, E	8300430	CTE INTERNSHIP	CPREC001	CHILD DEVELOPMENT A	X	4	4	4	0	0	0.2	\$4,089.17	100%	0%	0%	0.8
3011	EGHS	Keener, B	8201220	DIG MEDIA/MM FOU	ADOBE023	ADOBE CERTIFIED PRO	X	0	4	4	0	0	0.2	\$4,089.17	100%	0%	0%	0.8
3011	EGHS	Keener, B	8201230	DIG MEDIA/MM FOU	ADOBE023	ADOBE CERTIFIED PRO	X	16	4	4	0	12	0.2	\$4,089.17	100%	0%	75%	0.8
3011	EGHS	Keener, B	8201620	DIG MEDIA/MM MG	ADOBE023	ADOBE CERTIFIED PRO	X	0	6	6	0	0	0.2	\$6,133.75	100%	0%	0%	1.2
3011	EGHS	Keener, B	8201210	DIG MEDIA/MM FOU	ADOBE024	ADOBE CERTIFIED PRO	X	106	19	19	0	87	0.2	\$19,423.55	100%	0%	82%	3.8
3011	EGHS	Keener, B	8201220	DIG MEDIA/MM FOU	ADOBE024	ADOBE CERTIFIED PRO	X	0	1	1	0	0	0.2	\$1,022.29	100%	0%	0%	0.2
3011	EGHS	Lustic, B	8401010	TECHNICAL DESIGN	ADESK002	AUTODESK CERTIFIED	X	0	73	30	43	0	0.2	\$30,668.76	41%	59%	0%	6
3011	EGHS	Lustic, B	8401020	TECHNICAL DESIGN	ADESK002	AUTODESK CERTIFIED	X	0	9	0	9	0	0.2	\$-	0%	100%	0%	0
3011	EGHS	Lustic, B	8401030	TECHNICAL DESIGN	ADESK002	AUTODESK CERTIFIED	X	23	2	1	1	21	0.2	\$1,022.29	50%	50%	91%	0.2
3011	EGHS	Lustic, B	8401030	TECHNICAL DESIGN	ADESK008	AUTODESK CERTIFIED	X	23	10	8	2	13	0.2	\$8,178.34	80%	20%	57%	1.6
3011	EGHS	Lustic, B	8401020	TECHNICAL DESIGN	ADESK011	AUTODESK CERTIFIED	X	0	17	7	10	0	0.2	\$7,156.04	41%	59%	0%	1.4
3011	EGHS	Lustic, B	8401030	TECHNICAL DESIGN	ADESK011	AUTODESK CERTIFIED	X	23	11	1	10	12	0.2	\$1,022.29	9%	91%	52%	0.2
3011	EGHS	Mcinnish, W	9540610	PRIVATE PIOLT GR	FEDAA013	FAA GROUND SCHOOL	X	51	24	13	11	27	0.2	\$13,289.80	54%	46%	53%	2.6
3011	EGHS	Mcinnish, W	9540710	AVIATION ASSEMB	FEDAA013	FAA GROUND SCHOOL	X	0	1	0	1	0	0.2	\$-	0%	100%	0%	0
3011	EGHS	Mcinnish, W	9540720	AVIATION ASSEMB	NCATT003	AEROSPACE / AIRCRAF	X	0	20	5	15	0	0.1	\$2,555.73	25%	75%	0%	0.5
3011	EGHS	Mcinnish, W	9540730	AVIATION ASSEMB	NCATT003	AEROSPACE / AIRCRAF	X	18	6	6	0	12	0.1	\$3,066.88	100%	0%	67%	0.6
3011	EGHS	McMahon, S	8417120	EXERCISE SCIENCE	NATHA002	CERTIFIED EKG TECHN	X	0	13	11	2	0	0.1	\$5,622.61	85%	15%	0%	1.1
3011	EGHS	McMahon, S	8417120	EXERCISE SCIENCE	NATHA003	CERTIFIED MEDICAL A	X	14	14	14	0	0	0.1	\$7,156.04	100%	0%	0%	1.4
3011	EGHS	Reeder, J	9504220	OUTBOARD MARINE	NIASE080	ASE ENTRY-LEVEL - A	X	0	1	0	1	0	0.1	\$-	0%	100%	0%	0
3011	EGHS	Reeder, J	9504230	OUTBOARD MARINE	NIASE080	ASE ENTRY-LEVEL - A	X	17	9	9	0	8	0.1	\$4,600.31	100%	0%	47%	0.9
3011	EGHS	Reeder, J	9504240	OUTBOARD MARINE	NIASE080	ASE ENTRY-LEVEL - A	X	0	1	1	0	0	0.1	\$511.15	100%	0%	0%	0.1
3011	EGHS	Reeder, J	9504250	ADV MARINE TECH	NIASE080	ASE ENTRY-LEVEL - A	X	0	1	1	0	0	0.1	\$511.15	100%	0%	0%	0.1
3011	EGHS	Reeder, J	9504230	OUTBOARD MARINE	NIASE081	ASE ENTRY-LEVEL - A	X	0	1	0	1	0	0.1	\$-	0%	100%	0%	0
3011	EGHS	Reeder, J	9504220	OUTBOARD MARINE	NIASE082	ASE ENTRY-LEVEL - A	X	0	1	0	1	0	0.1	\$-	0%	100%	0%	0
3011	EGHS	Reeder, J	9504230	OUTBOARD MARINE	NIASE082	ASE ENTRY-LEVEL - A	X	0	9	3	6	0	0.1	\$1,533.44	33%	67%	0%	0.3
3011	EGHS	Williamson, C	8207310	DIGITAL INFO TEC	INTUT002	ENTREPRENEURSHIP &	X	77	63	38	25	14	0.2	\$38,847.10	60%	40%	18%	7.6
3011	EGHS	Williamson, C	8215120	BUSINESS ENTREP	INTUT002	ENTREPRENEURSHIP &	X	0	36	28	8	0	0.2	\$28,624.18	78%	22%	0%	5.6
3011	EGHS	Younger, P	9504130	AUTO MAINT/LT RP	NIASE077	ASE ENTRY-LEVEL - A	X	0	1	1	0	0	0.1	\$511.15	100%	0%	0%	0.1
3011	EGHS	Younger, P	9504150	AUTO MAINT/LT RP	NIASE077	ASE ENTRY-LEVEL - A	X	0	1	1	0	0	0.1	\$511.15	100%	0%	0%	0.1

**2022-2023 Eau Galle High School Industry Certification Testing Results**

Sch #	School	Teacher	Course #	Course Name	Cert #	Cert ID	Impacts School Grade	# Std Identified	Actual Participants	Pass	Fail	Didn't Test	Funding Weight	Potential CAPE Funding	Percentage of Testers Passing	Percentage Testers Failing	Percentage of Students Identified NOT Tested	Potential Bonus FTE Calculation
3011	EGHS	Younger, P	9504120	AUTO MAINT/LT RP	NIASE078	ASE ENTRY-LEVEL - A	X	0	1	1	0	0	0.1	\$511.15	100%	0%	0%	0.1
3011	EGHS	Younger, P	9504130	AUTO MAINT/LT RP	NIASE078	ASE ENTRY-LEVEL - A	X	0	4	1	3	0	0.1	\$511.15	25%	75%	0%	0.1
3011	EGHS	Younger, P	9504110	AUTO MAINT/LT RP	NIASE079	ASE ENTRY-LEVEL - A	X	0	1	1	0	0	0.1	\$511.15	100%	0%	0%	0.1
3011	EGHS	Younger, P	9504120	AUTO MAINT/LT RP	NIASE079	ASE ENTRY-LEVEL - A	X	0	3	3	0	0	0.1	\$1,533.44	100%	0%	0%	0.3
3011	EGHS	Younger, P	9504130	AUTO MAINT/LT RP	NIASE079	ASE ENTRY-LEVEL - A	X	30	10	4	6	20	0.1	\$2,044.58	40%	60%	67%	0.4
3011	EGHS	Younger, P	9504120	AUTO MAINT/LT RP	NIASE080	ASE ENTRY-LEVEL - A	X	0	26	22	4	0	0.1	\$11,245.21	85%	15%	0%	2.2
3011	EGHS	Younger, P	9504130	AUTO MAINT/LT RP	NIASE080	ASE ENTRY-LEVEL - A	X	0	3	2	1	0	0.1	\$1,022.29	67%	33%	0%	0.2
3011	EGHS	Younger, P	9504140	AUTO MAINT/LT RP	NIASE080	ASE ENTRY-LEVEL - A	X	0	9	7	2	0	0.1	\$3,578.02	78%	22%	0%	0.7
3011	EGHS	Younger, P	9504150	AUTO MAINT/LT RP	NIASE080	ASE ENTRY-LEVEL - A	X	12	1	1	0	11	0.1	\$511.15	100%	0%	92%	0.1
3011	EGHS	Younger, P	9504130	AUTO MAINT/LT RP	NIASE081	ASE ENTRY-LEVEL - A	X	0	1	1	0	0	0.1	\$511.15	100%	0%	0%	0.1
3011	EGHS	Younger, P	9504150	AUTO MAINT/LT RP	NIASE081	ASE ENTRY-LEVEL - A	X	0	1	1	0	0	0.1	\$511.15	100%	0%	0%	0.1
3011	EGHS	Younger, P	9504110	AUTO MAINT/LT RP	NIASE082	ASE ENTRY-LEVEL - A	X	0	42	14	28	0	0.1	\$7,156.04	33%	67%	0%	1.4
3011	EGHS	Younger, P	9504120	AUTO MAINT/LT RP	NIASE082	ASE ENTRY-LEVEL - A	X	0	2	2	0	0	0.1	\$1,022.29	100%	0%	0%	0.2
3011	EGHS	Younger, P	9504130	AUTO MAINT/LT RP	NIASE082	ASE ENTRY-LEVEL - A	X	0	2	1	1	0	0.1	\$511.15	50%	50%	0%	0.1
3011	EGHS	Younger, P	9504150	AUTO MAINT/LT RP	NIASE082	ASE ENTRY-LEVEL - A	X	12	2	2	0	10	0.1	\$1,022.29	100%	0%	83%	0.2
3011	EGHS	Younger, P	8300430	CTE INTERNSHIP	NIASE083	ASE ENTRY-LEVEL - A	X	0	1	1	0	0	0.1	\$511.15	100%	0%	0%	0.1
3011	EGHS	Younger, P	9504120	AUTO MAINT/LT RP	NIASE083	ASE ENTRY-LEVEL - A	X	0	19	19	0	0	0.1	\$9,711.77	100%	0%	0%	1.9
3011	EGHS	Younger, P	9504130	AUTO MAINT/LT RP	NIASE083	ASE ENTRY-LEVEL - A	X	0	11	4	7	0	0.1	\$2,044.58	36%	64%	0%	0.4
3011	EGHS	Younger, P	9504140	AUTO MAINT/LT RP	NIASE083	ASE ENTRY-LEVEL - A	X	0	4	4	0	0	0.1	\$2,044.58	100%	0%	0%	0.4
3011	EGHS	Younger, P	9504150	AUTO MAINT/LT RP	NIASE083	ASE ENTRY-LEVEL - A	X	0	4	4	0	0	0.1	\$2,044.58	100%	0%	0%	0.4
3011	EGHS	Younger, P	9504160	AUTO MAINT/LT RP	NIASE083	ASE ENTRY-LEVEL - A	X	1	1	0	1	0	0.1	\$-	0%	100%	0%	0
3011	EGHS	Younger, P	9504120	AUTO MAINT/LT RP	NIASE084	ASE ENTRY-LEVEL - A	X	0	1	1	0	0	0.1	\$511.15	100%	0%	0%	0.1
3011	EGHS	Younger, P	9504140	AUTO MAINT/LT RP	NIASE084	ASE ENTRY-LEVEL - A	X	0	2	2	0	0	0.1	\$1,022.29	100%	0%	0%	0.2
3011	EGHS	Younger, P	9504110	AUTO MAINT/LT RP	NIASE085	ASE ENTRY-LEVEL - A	X	0	1	1	0	0	0.1	\$511.15	100%	0%	0%	0.1
3011	EGHS	Younger, P	9504130	AUTO MAINT/LT RP	NIASE085	ASE ENTRY-LEVEL - A	X	30	5	5	0	25	0.1	\$2,555.73	100%	0%	83%	0.5
								<b>457</b>	<b>519</b>	<b>320</b>	<b>199</b>	<b>272</b>		<b>\$247,394.66</b>				<b>48.4</b>

EOC
FTE Funding Multiplier .1
FTE Funding Multiplier .2

## Eau Gallie High School EOC Tests





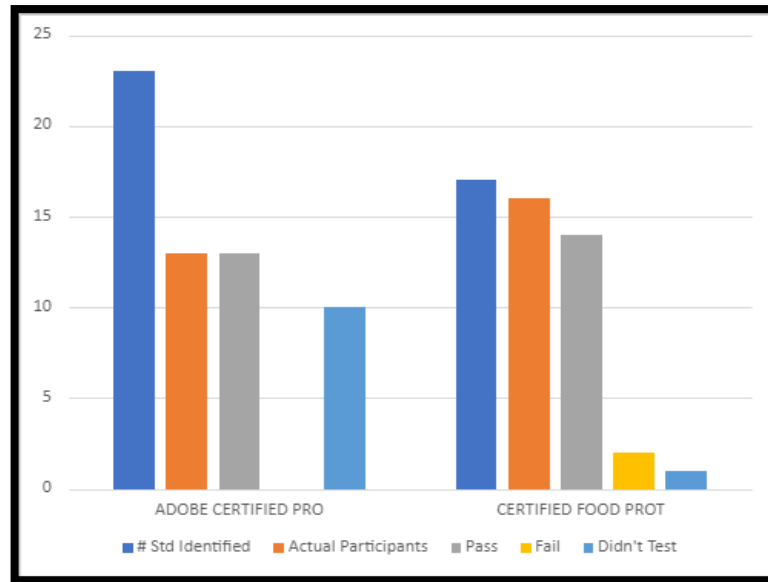
***#This page intentionally left blank#***

# Edgewood Jr/Sr High School (High School)

2022-2023 Edgewood High School Industry Certification Testing Results

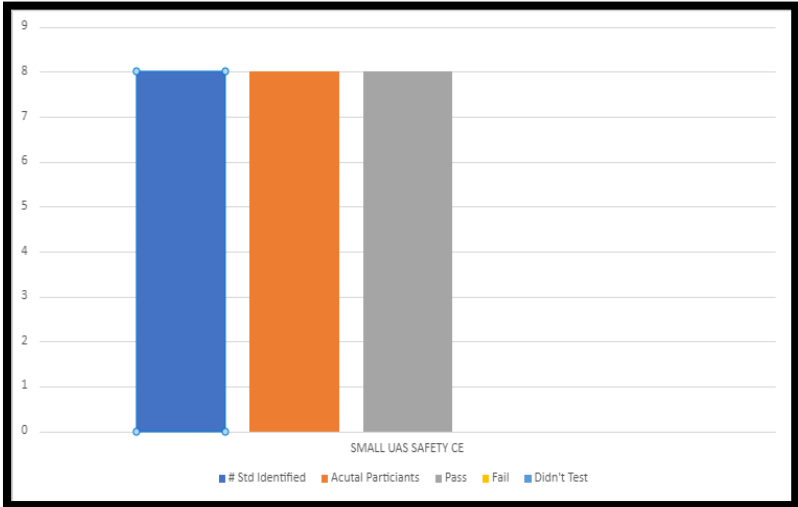
Sch #	School	Teacher	Course #	Course Name	Cert #	Cert ID	Impacts School Grade	# Std Identified	Actual Participants	Pass	Fail	Didn't Test	Funding Weight	Potential CAPE Funding	Percentage of Testers Passing	Percentage Testers Failing	Percentage of Students Identified NOT Tested	Potential Bonus FTE Calculation
4021	EHS	Brown, N	8801101	NUTRITION & FOOD	NRAEF003	CERTIFIED FOOD PROT	X	17	16	14	2	1	0.2	\$14,312.09	88%	13%	6%	2.8
4021	EHS	Kyzer, M	8201430	DIGITAL VIDEO TE	ADOBE023	ADOBE CERTIFIED PRO	X	0	13	13	0	0	0.2	\$13,289.80	100%	0%	0%	2.6
4021	EHS	Vickers, P	8209510	DIGITAL DESIGN 1	ADOBE024	ADOBE CERTIFIED PRO	X	23	13	13	0	10	0.2	\$13,289.80	100%	0%	43%	2.6
								40	42	40	2	11		\$40,891.68				8

EOC
FTE Funding Multiplier .1
FTE Funding Multiplier .2



# Embry-Riddle Aeronautical University (BHS JROTC)

2022-2023 Astronaut High School Industry Certification Testing Results																		
Sch #	School	Teacher	Course #	Course Name	Cert #	Cert ID	Impacts School Grade	# Std Identified	Actual Participants	Pass	Fail	Didn't Test	Funding Weight	Potential CAPE Funding	Percentage of Testers Passing	Percentage Testers Failing	Percentage of Students Identified NOT Tested	Potential Bonus FTE Calculation
P145	EMBRY-RIDDLE	Fenech, P	ASC2560	INTRODUCTION TO	USINS001	SMALL UAS SAFETY CE		8	8	8	0	0	0.2	\$8,178.34	100%	0%	0%	1.6
FTE Funding Multiplier .2																		



# Heritage High School

## 2022-2023 Heritage High School Industry Certification Testing Results

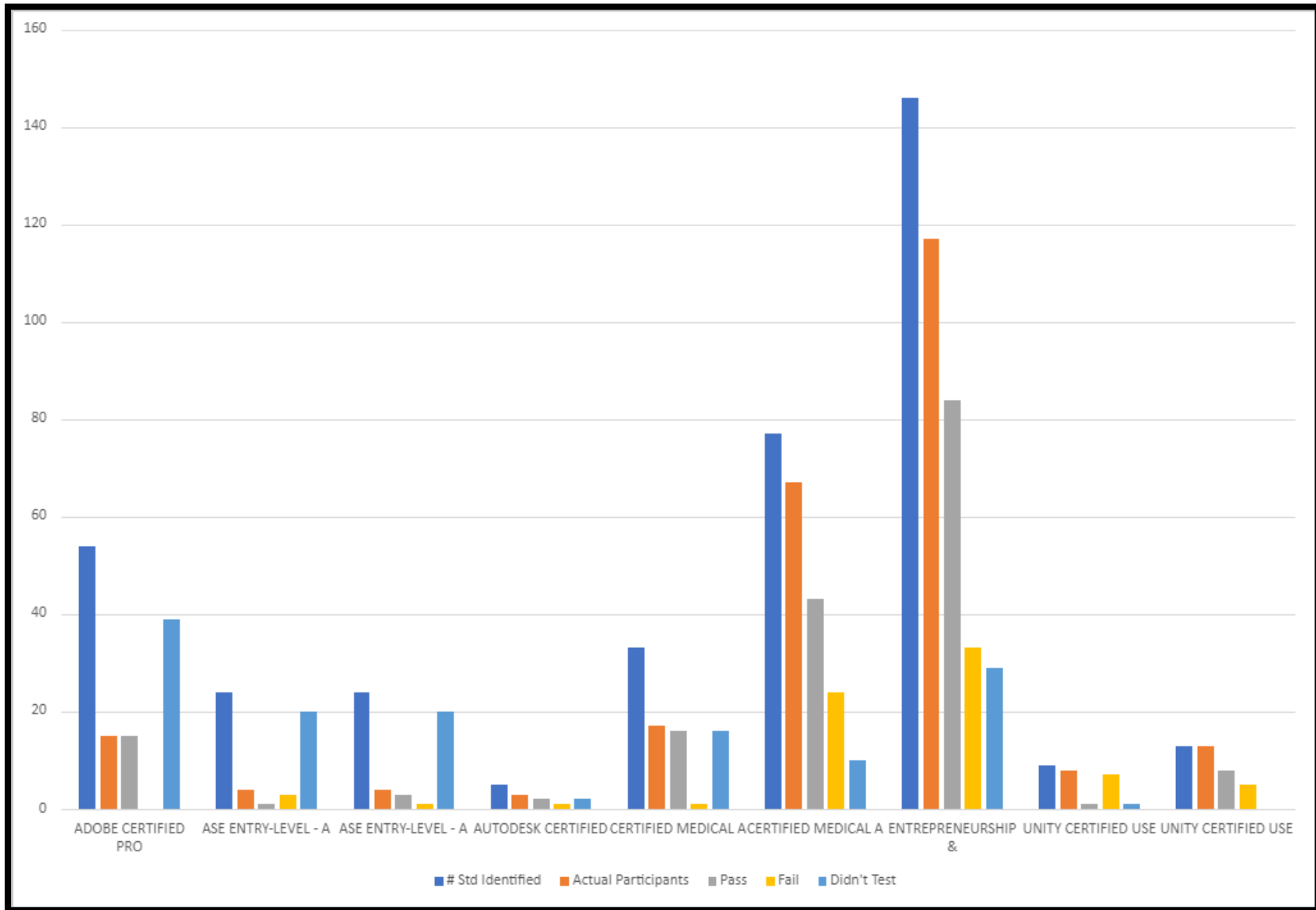
Sch #	School	Teacher	Course #	Course Name	Cert #	Cert ID	Impacts School Grade	# Std Identified	Actual Participants	Pass	Fail	Didn't Test	Funding Weight	Potential CAPE Funding	Percentage of Testers Passing	Percentage Testers Failing	Percentage of Students Identified NOT Tested	Potential Bonus FTE Calculation
2311	HHS	Broud, M	9504120	AUTO MAINT/LT RP	NIASE079	ASE ENTRY-LEVEL - A	X	0	14	11	3	0	0.1	\$5,622.61	79%	21%	0%	1.1
2311	HHS	Broud, M	9504130	AUTO MAINT/LT RP	NIASE079	ASE ENTRY-LEVEL - A	X	24	4	1	3	20	0.1	\$511.15	25%	75%	83%	0.1
2311	HHS	Broud, M	9504140	AUTO MAINT/LT RP	NIASE079	ASE ENTRY-LEVEL - A	X	0	1	0	1	0	0.1	\$-	0%	100%	0%	0
2311	HHS	Broud, M	9504120	AUTO MAINT/LT RP	NIASE080	ASE ENTRY-LEVEL - A	X	0	8	8	0	0	0.1	\$4,089.17	100%	0%	0%	0.8
2311	HHS	Broud, M	9504130	AUTO MAINT/LT RP	NIASE080	ASE ENTRY-LEVEL - A	X	0	4	1	3	0	0.1	\$511.15	25%	75%	0%	0.1
2311	HHS	Broud, M	9504140	AUTO MAINT/LT RP	NIASE080	ASE ENTRY-LEVEL - A	X	0	6	4	2	0	0.1	\$2,044.58	67%	33%	0%	0.4
2311	HHS	Broud, M	9504140	AUTO MAINT/LT RP	NIASE081	ASE ENTRY-LEVEL - A	X	0	1	1	0	0	0.1	\$511.15	100%	0%	0%	0.1
2311	HHS	Broud, M	9504110	AUTO MAINT/LT RP	NIASE082	ASE ENTRY-LEVEL - A	X	0	22	9	13	0	0.1	\$4,600.31	41%	59%	0%	0.9
2311	HHS	Broud, M	9504120	AUTO MAINT/LT RP	NIASE082	ASE ENTRY-LEVEL - A	X	0	7	1	6	0	0.1	\$511.15	14%	86%	0%	0.1
2311	HHS	Broud, M	9504130	AUTO MAINT/LT RP	NIASE082	ASE ENTRY-LEVEL - A	X	0	6	6	0	0	0.1	\$3,066.88	100%	0%	0%	0.6
2311	HHS	Broud, M	9504120	AUTO MAINT/LT RP	NIASE083	ASE ENTRY-LEVEL - A	X	0	2	2	0	0	0.1	\$1,022.29	100%	0%	0%	0.2
2311	HHS	Broud, M	9504130	AUTO MAINT/LT RP	NIASE083	ASE ENTRY-LEVEL - A	X	0	1	1	0	0	0.1	\$511.15	100%	0%	0%	0.1
2311	HHS	Broud, M	9504140	AUTO MAINT/LT RP	NIASE083	ASE ENTRY-LEVEL - A	X	0	4	3	1	0	0.1	\$1,533.44	75%	25%	0%	0.3
2311	HHS	Broud, M	9504140	AUTO MAINT/LT RP	NIASE084	ASE ENTRY-LEVEL - A	X	0	1	1	0	0	0.1	\$511.15	100%	0%	0%	0.1
2311	HHS	Broud, M	9504120	AUTO MAINT/LT RP	NIASE085	ASE ENTRY-LEVEL - A	X	0	16	12	4	0	0.1	\$6,133.75	75%	25%	0%	1.2
2311	HHS	Broud, M	9504130	AUTO MAINT/LT RP	NIASE085	ASE ENTRY-LEVEL - A	X	24	4	3	1	20	0.1	\$1,533.44	75%	25%	83%	0.3
2311	HHS	Broud, M	9504140	AUTO MAINT/LT RP	NIASE085	ASE ENTRY-LEVEL - A	X	0	1	1	0	0	0.1	\$511.15	100%	0%	0%	0.1
2311	HHS	Burch, N	8801101	NUTRITION & FOOD	NRAEF003	CERTIFIED FOOD PROT	X	0	71	27	44	0	0.2	\$27,601.88	38%	62%	0%	5.4
2311	HHS	Luna, E	8417120	EXERCISE SCIENCE	NATHA003	CERTIFIED MEDICAL A	X	77	67	43	24	10	0.1	\$21,979.28	64%	36%	13%	4.3
2311	HHS	McKenzie, L	8007210	ADV ENV WAT RECL	FLDEP003	WASTEWATER TREATMEN	X	0	5	0	5	0	0.1	\$-	0%	100%	0%	0
2311	HHS	McKenzie, L	8007210	ADV ENV WAT RECL	FLDEP006	WATER TREATMENT PLA	X	0	4	0	4	0	0.1	\$-	0%	100%	0%	0
2311	HHS	Pallo, D	8401010	TECHNICAL DESIGN	ADESK002	AUTODESK CERTIFIED	X	0	1	1	0	0	0.2	\$1,022.29	100%	0%	0%	0.2
2311	HHS	Pallo, D	8401020	TECHNICAL DESIGN	ADESK002	AUTODESK CERTIFIED	X	0	6	3	3	0	0.2	\$3,066.88	50%	50%	0%	0.6
2311	HHS	Pallo, D	8401030	TECHNICAL DESIGN	ADESK008	AUTODESK CERTIFIED	X	5	3	2	1	2	0.2	\$2,044.58	67%	33%	40%	0.4
2311	HHS	Pallo, D	8401010	TECHNICAL DESIGN	ADESK011	AUTODESK CERTIFIED	X	0	31	18	13	0	0.2	\$18,401.26	58%	42%	0%	3.6

**2022-2023 Heritage High School Industry Certification Testing Results**

Sch #	School	Teacher	Course #	Course Name	Cert #	Cert ID	Impacts School Grade	# Std Identified	Actual Participants	Pass	Fail	Didn't Test	Funding Weight	Potential CAPE Funding	Percentage of Testers Passing	Percentage Testers Failing	Percentage of Students Identified NOT Tested	Potential Bonus FTE Calculation
2311	HHS	Pallo, D	8208120	GAME & SIM DESIG	ADESK030	AUTODESK CERTIFIED	X	0	1	0	1	0	0.2	\$-	0%	100%	0%	0
2311	HHS	Pallo, D	8401020	TECHNICAL DESIGN	ADESK032	AUTODESK CERTIFIED	X	0	1	1	0	0	0.2	\$1,022.29	100%	0%	0%	0.2
2311	HHS	Pallo, D	8401030	TECHNICAL DESIGN	ADESK032	AUTODESK CERTIFIED	X	0	2	1	1	0	0.2	\$1,022.29	50%	50%	0%	0.2
2311	HHS	Pallo, D	8208110	GAME & SIM FOUND	TBOOM001	TOON BOOM CERTIFIED	X	0	13	13	0	0	0.1	\$6,644.90	100%	0%	0%	1.3
2311	HHS	Pallo, D	8208110	GAME & SIM FOUND	TBOOM003	TOON BOOM CERTIFIED	X	0	18	18	0	0	0.1	\$9,200.63	100%	0%	0%	1.8
2311	HHS	Pallo, D	8208330	GAME & SIM PROGR	UNITY002	UNITY CERTIFIED USE	X	9	8	1	7	1	0.2	\$1,022.29	13%	88%	11%	0.2
2311	HHS	Pallo, D	8208120	GAME & SIM DESIG	UNITY003	UNITY CERTIFIED USE	X	13	13	8	5	0	0.1	\$4,089.17	62%	38%	0%	0.8
2311	HHS	Payne-Craig, B	8207310	DIGITAL INFO TEC	INTUT002	ENTREPRENEURSHIP &	X	146	117	84	33	29	0.2	\$85,872.53	72%	28%	20%	16.8
2311	HHS	Payne-Craig, B	8212160	BUSINESS SOFTWARE	INTUT002	ENTREPRENEURSHIP &	X	0	11	11	0	0	0.2	\$11,245.21	100%	0%	0%	2.2
2311	HHS	Stengle, S	8201220	DIG MEDIA/MM FOU	ADOBE023	ADOBE CERTIFIED PRO	X	0	1	1	0	0	0.2	\$1,022.29	100%	0%	0%	0.2
2311	HHS	Stengle, S	8201610	DIG MEDIA/MM WEB	ADOBE023	ADOBE CERTIFIED PRO	X	0	1	1	0	0	0.2	\$1,022.29	100%	0%	0%	0.2
2311	HHS	Stengle, S	8201210	DIG MEDIA/MM FOU	ADOBE024	ADOBE CERTIFIED PRO	X	54	15	15	0	39	0.2	\$15,334.38	100%	0%	72%	3
2311	HHS	Stengle, S	8201220	DIG MEDIA/MM FOU	ADOBE024	ADOBE CERTIFIED PRO	X	0	2	2	0	0	0.2	\$2,044.58	100%	0%	0%	0.4
2311	HHS	Stengle, S	8201230	DIG MEDIA/MM FOU	ADOBE024	ADOBE CERTIFIED PRO	X	0	1	1	0	0	0.2	\$1,022.29	100%	0%	0%	0.2
2311	HHS	Stengle, S	8201610	DIG MEDIA/MM WEB	ADOBE024	ADOBE CERTIFIED PRO	X	0	1	1	0	0	0.2	\$1,022.29	100%	0%	0%	0.2
2311	HHS	Szeman, C	8007130	ADV ENV WATER TE	FLDEP006	WATER TREATMENT PLA	X	0	1	0	1	0	0.1	\$-	0%	100%	0%	0
2311	HHS	Trotman, P	8212202	MEDICAL OFF TECH	NATHA003	CERTIFIED MEDICAL A	X	33	17	16	1	16	0.1	\$8,178.34	94%	6%	48%	1.6
								<b>385</b>	<b>513</b>	<b>333</b>	<b>180</b>	<b>137</b>		<b>\$257,106.44</b>				<b>50.3</b>

EOC
FTE Funding Multiplier .1
FTE Funding Multiplier .2

# Heritage High School EOC Tests



***#This page intentionally left blank#***

# Melbourne High School

## 2022-2023 Melbourne High School Industry Certification Testing Results

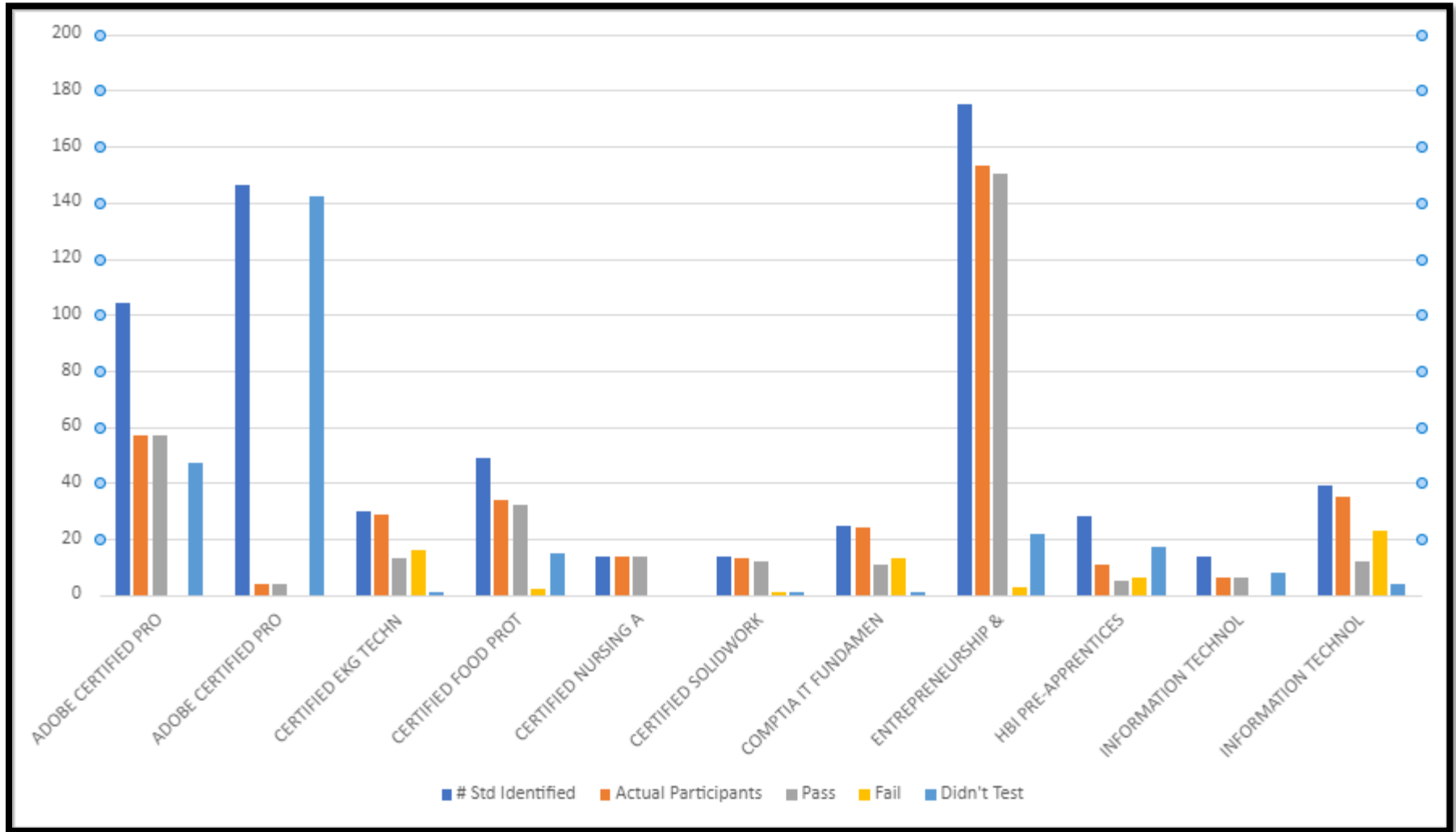
Sch #	School	Teacher	Course #	Course Name	Cert #	Cert ID	Impacts School Grade	# Std Identified	Actual Participants	Pass	Fail	Didn't Test	Funding Weight	Potential CAPE Funding	Percentage of Testers Passing	Percentage Testers Failing	Percentage of Students Identified NOT Tested	Potential Bonus FTE Calculation
2011	MHS	Angove, J	8209540	DIGITAL DESIGN 4	ADOBE023	ADOBE CERTIFIED PRO	X	104	57	57	0	47	0.2	\$58,270.64	100%	0%	45%	11.4
2011	MHS	Angove, J	9001120	USER INTERFACE D	ADOBE023	ADOBE CERTIFIED PRO	X	0	1	1	0	0	0.2	\$1,022.29	100%	0%	0%	0.2
2011	MHS	Angove, J	8209550	DIGITAL DESIGN 5	ADOBE024	ADOBE CERTIFIED PRO	X	0	1	1	0	0	0.2	\$1,022.29	100%	0%	0%	0.2
2011	MHS	Angove, J	9001120	USER INTERFACE D	ADOBE024	ADOBE CERTIFIED PRO	X	0	1	1	0	0	0.2	\$1,022.29	100%	0%	0%	0.2
2011	MHS	Angove, J	9001120	USER INTERFACE D	ADOBE025	ADOBE CERTIFIED PRO	X	0	3	3	0	0	0.2	\$3,066.88	100%	0%	0%	0.6
2011	MHS	Angove, J	9001160	INTERACTIVITY ES	ADOBE025	ADOBE CERTIFIED PRO	X	6	1	1	0	5	0.2	\$1,022.29	100%	0%	83%	0.2
2011	MHS	Chang, D	8207310	DIGITAL INFO TEC	INTUT002	ENTREPRENEURSHIP &	X	175	153	150	3	22	0.2	\$153,343.80	98%	2%	13%	30
2011	MHS	Dyer, R	8720310	BLDG CONST TECH	HBINS004	HBI PRE-APPRENTICES	X	0	53	29	24	0	0.1	\$14,823.23	55%	45%	0%	2.9
2011	MHS	Dyer, R	8720320	BLDG CONST TECH	HBINS004	HBI PRE-APPRENTICES	X	28	11	5	6	17	0.1	\$2,555.73	45%	55%	61%	0.5
2011	MHS	Dyer, R	8720330	BLDG CONST TECH	HBINS004	HBI PRE-APPRENTICES	X	0	2	1	1	0	0.1	\$511.15	50%	50%	0%	0.1
2011	MHS	Dyer, R	8720320	BLDG CONST TECH	HBINS005	HBI PRE-APPRENTICES	X	0	5	0	5	0	0.1	\$-	0%	100%	0%	0
2011	MHS	Dyer, R	8720330	BLDG CONST TECH	HBINS005	HBI PRE-APPRENTICES	X	0	4	1	3	0	0.1	\$511.15	25%	75%	0%	0.1
2011	MHS	Fannon, A	8209520	DIGITAL DESIGN 2	ADOBE023	ADOBE CERTIFIED PRO	X	0	1	1	0	0	0.2	\$1,022.29	100%	0%	0%	0.2
2011	MHS	Fannon, A	8209510	DIGITAL DESIGN 1	ADOBE024	ADOBE CERTIFIED PRO	X	146	4	4	0	142	0.2	\$4,089.17	100%	0%	97%	0.8
2011	MHS	Ferguson, M	8800520	CULINARY ARTS 2	NRAEF003	CERTIFIED FOOD PROT	X	49	34	32	2	15	0.2	\$32,713.34	94%	6%	31%	6.4
2011	MHS	Ferguson, M	8800530	CULINARY ARTS 3	NRAEF003	CERTIFIED FOOD PROT	X	0	8	0	8	0	0.2	\$-	0%	100%	0%	0
2011	MHS	Gabeler, T	8401130	APPLD ENG TECH I	SOLID003	CERTIFIED SOLIDWORK	X	14	13	12	1	1	0.2	\$12,267.50	92%	8%	7%	2.4
2011	MHS	Haskins, L	8801101	NUTRITION & FOOD	NRAEF003	CERTIFIED FOOD PROT	X	0	54	23	31	0	0.2	\$23,512.72	43%	57%	0%	4.6
2011	MHS	Haskins, L	8800510	CULINARY ARTS 1	NRFSP001	CERTIFIED FOOD SAFE	X	0	34	27	7	0	0.2	\$27,601.88	79%	21%	0%	5.4
2011	MHS	Robbins, S	8400100	HSE DIR STUDY	FDMQA002	CERTIFIED NURSING A	X	14	14	14	0	0	0.1	\$7,156.04	100%	0%	0%	1.4
2011	MHS	Robbins, S	8417171	EMERG MED RESP 3	NATHA002	CERTIFIED EKG TECHN	X	30	29	13	16	1	0.1	\$6,644.90	45%	55%	3%	1.3
2011	MHS	Schweich, J	9001330	CYBERSECURITY ES	CERTI003	INFORMATION TECHNOL	X	0	1	1	0	0	0.2	\$1,022.29	100%	0%	0%	0.2
2011	MHS	Schweich, J	9001330	CYBERSECURITY ES	CERTI006	INFORMATION TECHNOL	X	14	6	6	0	8	0.1	\$3,066.88	100%	0%	57%	0.6
2011	MHS	Schweich, J	9001320	CPT & NET SECURI	CERTI007	INFORMATION TECHNOL	X	39	35	12	23	4	0.1	\$6,133.75	34%	66%	10%	1.2
2011	MHS	Schweich, J	9001330	CYBERSECURITY ES	CERTI007	INFORMATION TECHNOL	X	0	2	2	0	0	0.1	\$1,022.29	100%	0%	0%	0.2



2022-2023 Melbourne High School Industry Certification Testing Results

Sch #	School	Teacher	Course #	Course Name	Cert #	Cert ID	Impacts School Grade	# Std Identified	Actual Participants	Pass	Fail	Didn't Test	Funding Weight	Potential CAPE Funding	Percentage of Testers Passing	Percentage Testers Failing	Percentage of Students Identified NOT Tested	Potential Bonus FTE Calculation
2011	MHS	Schweich, J	8203310	ACCOUNTING APPS	CERTI008	INFORMATION TECHNOL	X	0	5	0	5	0	0.2	\$-	0%	100%	0%	0
2011	MHS	Schweich, J	9001320	CPT & NET SECURI	CERTI009	INFORMATION TECHNOL	X	0	11	3	8	0	0.2	\$3,066.88	27%	73%	0%	0.6
2011	MHS	Schweich, J	9001330	CYBERSECURITY ES	CERTI009	INFORMATION TECHNOL	X	0	2	0	2	0	0.2	\$-	0%	100%	0%	0
2011	MHS	Schweich, J	9001330	CYBERSECURITY ES	CERTI010	INFORMATION TECHNOL	X	0	7	0	7	0	0.2	\$-	0%	100%	0%	0
2011	MHS	Schweich, J	9001330	CYBERSECURITY ES	CERTI011	INFORMATION TECHNOL	X	0	1	0	1	0	0.1	\$-	0%	100%	0%	0
2011	MHS	Schweich, J	9001330	CYBERSECURITY ES	CERTI012	INFORMATION TECHNOL	X	0	1	1	0	0	0.2	\$1,022.29	100%	0%	0%	0.2
2011	MHS	Schweich, J	9001330	CYBERSECURITY ES	CERTI013	INFORMATION TECHNOL	X	0	3	1	2	0	0.2	\$1,022.29	33%	67%	0%	0.2
2011	MHS	Schweich, J	9001320	CPT & NET SECURI	CERTI015	INFORMATION TECHNOL	X	0	1	1	0	0	0.1	\$511.15	100%	0%	0%	0.1
2011	MHS	Schweich, J	9001310	IT FUNDAMENTALS	COMPT018	COMPTIA IT FUNDAMEN	X	25	24	11	13	1	0.2	\$11,245.21	46%	54%	4%	2.2
2011	MHS	Schweich, J	9001330	CYBERSECURITY ES	COMPT018	COMPTIA IT FUNDAMEN	X	0	1	1	0	0	0.2	\$1,022.29	100%	0%	0%	0.2
2011	MHS	Schweich, J	8203310	ACCOUNTING APPS	INTUT001	QUICK BOOKS CERTIFI	X	9	8	4	4	1	0.2	\$4,089.17	50%	50%	11%	0.8
2011	MHS	Schweich, J	8216110	INTL BUSINESS SY	INTUT001	QUICK BOOKS CERTIFI	X	0	1	1	0	0	0.2	\$1,022.29	100%	0%	0%	0.2
2011	MHS	Schweich, J	8216110	INTL BUSINESS SY	INTUT002	ENTREPRENEURSHIP &	X	0	22	18	4	0	0.2	\$18,401.26	82%	18%	0%	3.6
								653	614	438	176	264		\$404,827.63				79.2
EOC																		
FTE Funding Multiplier .1																		
FTE Funding Multiplier .2																		

# Melbourne High School EOC Tests



***#This page intentionally left blank#***

# Merritt Island High School

## 2022-2023 Merritt Island High School Industry Certification Testing Results

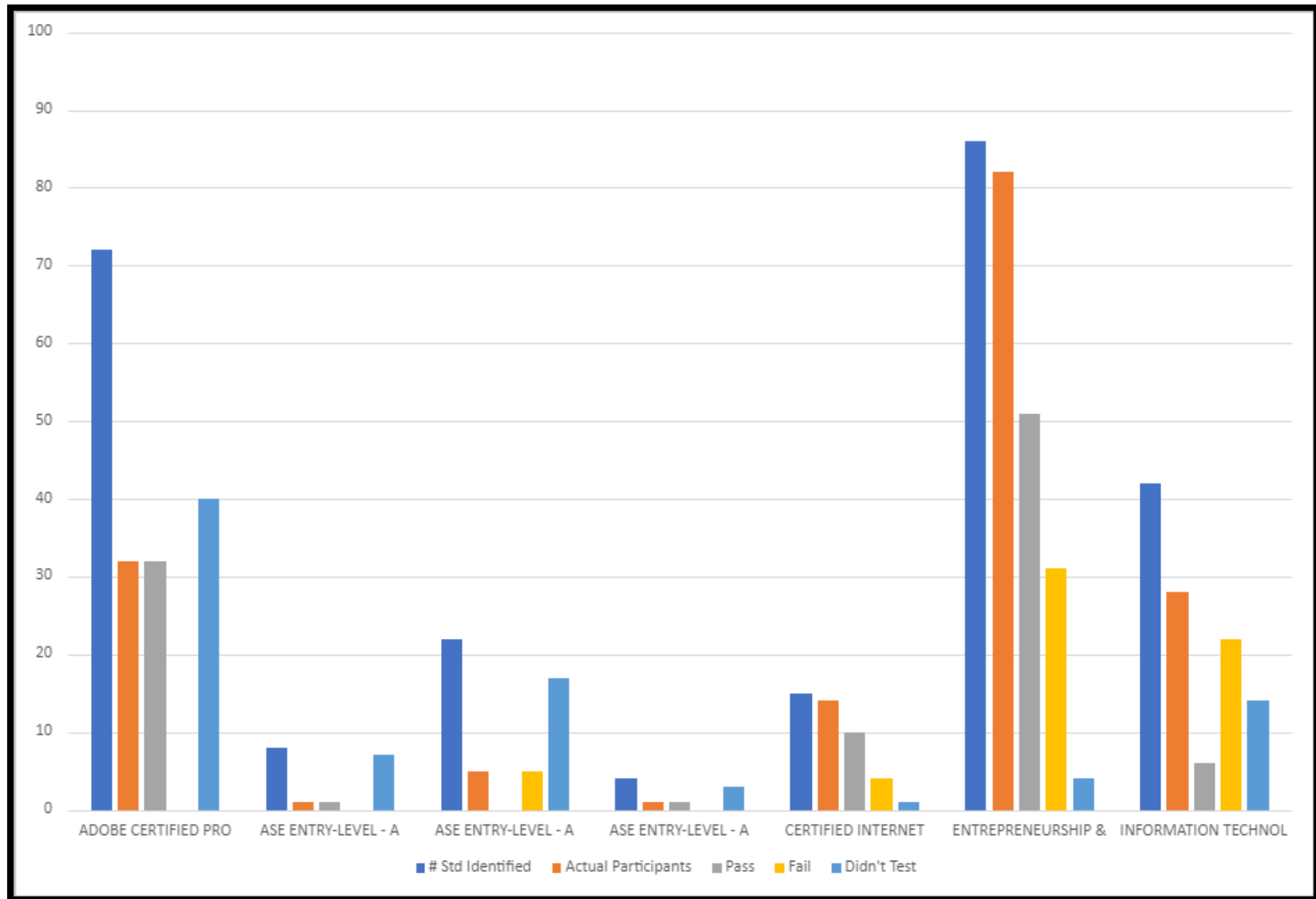
Sch #	School	Teacher	Course #	Course Name	Cert #	Cert ID	Impacts School Grade	# Std Identified	Actual Participants	Pass	Fail	Didn't Test	Funding Weight	Potential CAPE Funding	Percentage of Testers Passing	Percentage Testers Failing	Percentage of Students Identified NOT Tested	Potential Bonus FTE Calculation
4011	MIHS	Allen, S	8405140	EARLY CHILDHOOD	CPREC001	CHILD DEVELOPMENT A	X	6	6	6	0	0	0.2	\$6,133.75	100%	0%	0%	1.2
4011	MIHS	Brown, A	8703120	HOSP & TOUR MKT	PROSO031	CERTIFIED INTERNET	X	15	14	10	4	1	0.1	\$5,111.46	71%	29%	7%	1
4011	MIHS	Burr, K	9001520	NETWORK ENG & SP	CERTI007	INFORMATION TECHNOL	X	42	28	6	22	14	0.1	\$3,066.88	21%	79%	33%	0.6
4011	MIHS	Burr, K	9001520	NETWORK ENG & SP	CERTI009	INFORMATION TECHNOL	X	0	4	0	4	0	0.2	\$-	0%	100%	0%	0
4011	MIHS	Burr, K	8207310	DIGITAL INFO TEC	INTUT002	ENTREPRENEURSHIP &	X	86	82	51	31	4	0.2	\$52,136.89	62%	38%	5%	10.2
4011	MIHS	Burr, K	8212160	BUSINESS SOFTWARE	INTUT002	ENTREPRENEURSHIP &	X	0	15	11	4	0	0.2	\$11,245.21	73%	27%	0%	2.2
4011	MIHS	Burr, K	8212160	BUSINESS SOFTWARE	PRMIN004	PMI PROJECT MANAGEM	X	0	8	1	7	0	0.2	\$1,022.29	13%	88%	0%	0.2
4011	MIHS	Forbes, K	8201210	DIG MEDIA/MM FOU	ADOBE023	ADOBE CERTIFIED PRO	X	0	4	4	0	0	0.2	\$4,089.17	100%	0%	0%	0.8
4011	MIHS	Forbes, K	8201220	DIG MEDIA/MM FOU	ADOBE023	ADOBE CERTIFIED PRO	X	0	12	12	0	0	0.2	\$12,267.50	100%	0%	0%	2.4
4011	MIHS	Forbes, K	8201210	DIG MEDIA/MM FOU	ADOBE024	ADOBE CERTIFIED PRO	X	72	32	32	0	40	0.2	\$32,713.34	100%	0%	56%	6.4
4011	MIHS	Forbes, K	8201220	DIG MEDIA/MM FOU	ADOBE024	ADOBE CERTIFIED PRO	X	0	6	6	0	0	0.2	\$6,133.75	100%	0%	0%	1.2
4011	MIHS	Forbes, K	8201230	DIG MEDIA/MM FOU	ADOBE025	ADOBE CERTIFIED PRO	X	0	5	5	0	0	0.2	\$5,111.46	100%	0%	0%	1
4011	MIHS	Guenther, G	8401120	APPLD ENG TECH I	ADESK011	AUTODESK CERTIFIED	X	0	24	3	21	0	0.1	\$1,533.44	13%	88%	0%	0.3
4011	MIHS	Guenther, G	8401130	APPLD ENG TECH I	ADESK011	AUTODESK CERTIFIED	X	0	1	1	0	0	0.1	\$511.15	100%	0%	0%	0.1
4011	MIHS	Starnes, H	8801101	NUTRITION & FOOD	NRAEF003	CERTIFIED FOOD PROT	X	0	50	41	9	0	0.2	\$41,913.97	82%	18%	0%	8.2
4011	MIHS	Warren, D	9504120	AUTO MAINT/LT RP	NIASE077	ASE ENTRY-LEVEL - A	X	0	2	2	0	0	0.1	\$1,022.29	100%	0%	0%	0.2
4011	MIHS	Warren, D	9504140	AUTO MAINT/LT RP	NIASE077	ASE ENTRY-LEVEL - A	X	8	1	1	0	7	0.1	\$511.15	100%	0%	88%	0.1
4011	MIHS	Warren, D	9504120	AUTO MAINT/LT RP	NIASE078	ASE ENTRY-LEVEL - A	X	0	1	1	0	0	0.1	\$511.15	100%	0%	0%	0.1
4011	MIHS	Warren, D	9504150	AUTO MAINT/LT RP	NIASE078	ASE ENTRY-LEVEL - A	X	0	2	2	0	0	0.1	\$1,022.29	100%	0%	0%	0.2
4011	MIHS	Warren, D	9504110	AUTO MAINT/LT RP	NIASE079	ASE ENTRY-LEVEL - A	X	0	1	1	0	0	0.1	\$511.15	100%	0%	0%	0.1
4011	MIHS	Warren, D	9504120	AUTO MAINT/LT RP	NIASE079	ASE ENTRY-LEVEL - A	X	0	64	17	47	0	0.1	\$8,689.48	27%	73%	0%	1.7
4011	MIHS	Warren, D	9504130	AUTO MAINT/LT RP	NIASE079	ASE ENTRY-LEVEL - A	X	22	5	0	5	17	0.1	\$-	0%	100%	77%	0
4011	MIHS	Warren, D	9504140	AUTO MAINT/LT RP	NIASE079	ASE ENTRY-LEVEL - A	X	0	3	2	1	0	0.1	\$1,022.29	67%	33%	0%	0.2
4011	MIHS	Warren, D	9504150	AUTO MAINT/LT RP	NIASE079	ASE ENTRY-LEVEL - A	X	0	1	1	0	0	0.1	\$511.15	100%	0%	0%	0.1
4011	MIHS	Warren, D	9504120	AUTO MAINT/LT RP	NIASE080	ASE ENTRY-LEVEL - A	X	0	55	23	32	0	0.1	\$11,756.36	42%	58%	0%	2.3

**2022-2023 Merritt Island High School Industry Certification Testing Results**

Sch #	School	Teacher	Course #	Course Name	Cert #	Cert ID	Impacts School Grade	# Std Identified	Actual Participants	Pass	Fail	Didn't Test	Funding Weight	Potential CAPE Funding	Percentage of Testers Passing	Percentage Testers Failing	Percentage of Students Identified NOT Tested	Potential Bonus FTE Calculation
4011	MIHS	Warren, D	9504130	AUTO MAINT/LT RP	NIASE080	ASE ENTRY-LEVEL - A	X	0	4	1	3	0	0.1	\$511.15	25%	75%	0%	0.1
4011	MIHS	Warren, D	9504140	AUTO MAINT/LT RP	NIASE080	ASE ENTRY-LEVEL - A	X	0	5	3	2	0	0.1	\$1,533.44	60%	40%	0%	0.3
4011	MIHS	Warren, D	9504150	AUTO MAINT/LT RP	NIASE080	ASE ENTRY-LEVEL - A	X	4	1	1	0	3	0.1	\$511.15	100%	0%	75%	0.1
4011	MIHS	Warren, D	9504120	AUTO MAINT/LT RP	NIASE081	ASE ENTRY-LEVEL - A	X	0	20	9	11	0	0.1	\$4,600.31	45%	55%	0%	0.9
4011	MIHS	Warren, D	9504130	AUTO MAINT/LT RP	NIASE081	ASE ENTRY-LEVEL - A	X	0	1	0	1	0	0.1	\$-	0%	100%	0%	0
4011	MIHS	Warren, D	9504140	AUTO MAINT/LT RP	NIASE081	ASE ENTRY-LEVEL - A	X	0	4	3	1	0	0.1	\$1,533.44	75%	25%	0%	0.3
4011	MIHS	Warren, D	9504120	AUTO MAINT/LT RP	NIASE082	ASE ENTRY-LEVEL - A	X	0	60	20	40	0	0.1	\$10,222.92	33%	67%	0%	2
4011	MIHS	Warren, D	9504130	AUTO MAINT/LT RP	NIASE082	ASE ENTRY-LEVEL - A	X	0	4	1	3	0	0.1	\$511.15	25%	75%	0%	0.1
4011	MIHS	Warren, D	9504140	AUTO MAINT/LT RP	NIASE082	ASE ENTRY-LEVEL - A	X	0	5	3	2	0	0.1	\$1,533.44	60%	40%	0%	0.3
4011	MIHS	Warren, D	9504150	AUTO MAINT/LT RP	NIASE082	ASE ENTRY-LEVEL - A	X	4	1	1	0	3	0.1	\$511.15	100%	0%	75%	0.1
4011	MIHS	Warren, D	9504120	AUTO MAINT/LT RP	NIASE083	ASE ENTRY-LEVEL - A	X	0	63	37	26	0	0.1	\$18,912.40	59%	41%	0%	3.7
4011	MIHS	Warren, D	9504130	AUTO MAINT/LT RP	NIASE083	ASE ENTRY-LEVEL - A	X	0	5	1	4	0	0.1	\$511.15	20%	80%	0%	0.1
4011	MIHS	Warren, D	9504140	AUTO MAINT/LT RP	NIASE083	ASE ENTRY-LEVEL - A	X	0	4	4	0	0	0.1	\$2,044.58	100%	0%	0%	0.4
4011	MIHS	Warren, D	9504150	AUTO MAINT/LT RP	NIASE083	ASE ENTRY-LEVEL - A	X	0	1	1	0	0	0.1	\$511.15	100%	0%	0%	0.1
4011	MIHS	Warren, D	9504120	AUTO MAINT/LT RP	NIASE084	ASE ENTRY-LEVEL - A	X	0	2	1	1	0	0.1	\$511.15	50%	50%	0%	0.1
4011	MIHS	Warren, D	9504110	AUTO MAINT/LT RP	NIASE085	ASE ENTRY-LEVEL - A	X	0	1	0	1	0	0.1	\$-	0%	100%	0%	0
4011	MIHS	Warren, D	9504120	AUTO MAINT/LT RP	NIASE085	ASE ENTRY-LEVEL - A	X	0	11	5	6	0	0.1	\$2,555.73	45%	55%	0%	0.5
4011	MIHS	Warren, D	9504140	AUTO MAINT/LT RP	NIASE085	ASE ENTRY-LEVEL - A	X	0	1	0	1	0	0.1	\$-	0%	100%	0%	0
								<b>259</b>	<b>619</b>	<b>330</b>	<b>289</b>	<b>89</b>		<b>\$255,061.85</b>				<b>49.9</b>

EOC  
 FTE Funding Multiplier .1  
 FTE Funding Multiplier .2

# Merritt Island High School EOC Tests



***#This page intentionally left blank#***

# Palm Bay High School

**2022-2023 Palm Bay High School Industry Certification and Digital Tool Testing Results**

Sch #	School	Teacher	Course #	Course Name	Cert #	Cert ID	Impacts School Grade	# Std Identified	Actual Participants	Pass	Fail	Didn't Test	Funding Weight	Potential CAPE Funding	Percentage of Testers Passing	Percentage Testers Failing	Percentage of Students Identified NOT Tested	Potential Bonus FTE Calculation
2021	PBHS	Allen, D	8401010	TECHNICAL DESIGN	ADESK002	AUTODESK CERTIFIED	X	0	8	5	3	0	0.2	\$ 5,111.46	63%	38%	0%	1
2021	PBHS	Allen, D	8401030	TECHNICAL DESIGN	ADESK002	AUTODESK CERTIFIED	X	10	6	1	5	4	0.2	\$ 1,022.29	17%	83%	40%	0.2
2021	PBHS	Allen, D	8601900	ADV TECHNOLOGY A	ADESK002	AUTODESK CERTIFIED	X	0	3	2	1	0	0.2	\$ 2,044.58	67%	33%	0%	0.4
2021	PBHS	Allen, D	8401030	TECHNICAL DESIGN	ADESK008	AUTODESK CERTIFIED	X	10	1	0	1	9	0.2	\$ -	0%	100%	90%	0
2021	PBHS	Allen, R	8601900	ADV TECHNOLOGY A	ADESK008	AUTODESK CERTIFIED	X	0	1	1	0	0	0.2	\$ 1,022.29	100%	0%	0%	0.2
2021	PBHS	Allen, D	8401010	TECHNICAL DESIGN	ADESK011	AUTODESK CERTIFIED	X	0	2	1	1	0	0.2	\$ 1,022.29	50%	50%	0%	0.2
2021	PBHS	Allen, D	8401020	TECHNICAL DESIGN	ADESK011	AUTODESK CERTIFIED	X	0	8	5	3	0	0.2	\$ 5,111.46	63%	38%	0%	1
2021	PBHS	Allen, D	8601900	ADV TECHNOLOGY A	ADESK011	AUTODESK CERTIFIED	X	0	1	0	1	0	0.2	\$ -	0%	100%	0%	0
2021	PBHS	Allen, D	9410110	FOUND OF ROBOTIC	ADESK011	AUTODESK CERTIFIED	X	0	1	0	1	0	0.2	\$ -	0%	100%	0%	0
2021	PBHS	Allen, D	9410120	ROBOTIC DESIGN E	ADESK011	AUTODESK CERTIFIED	X	0	3	1	2	0	0.2	\$ 1,022.29	33%	67%	0%	0.2
2021	PBHS	Allen, D	8401020	TECHNICAL DESIGN	ADESK032	AUTODESK CERTIFIED	X	0	1	1	0	0	0.2	\$ 1,022.29	100%	0%	0%	0.2
2021	PBHS	Allen, D	8401030	TECHNICAL DESIGN	ADESK032	AUTODESK CERTIFIED	X	0	1	1	0	0	0.2	\$ 1,022.29	100%	0%	0%	0.2
2021	PBHS	Sofet, J	8209510	DIGITAL DESIGN 1	ADOBE023	ADOBE CERTIFIED PRO	X	0	2	2	0	0	0.2	\$ 2,044.58	100%	0%	0%	0.4
2021	PBHS	Sofet, J	8209520	DIGITAL DESIGN 2	ADOBE023	ADOBE CERTIFIED PRO	X	0	3	3	0	0	0.2	\$ 3,066.88	100%	0%	0%	0.6
2021	PBHS	Sofet, J	8209530	DIGITAL DESIGN 3	ADOBE023	ADOBE CERTIFIED PRO	X	7	4	4	0	3	0.2	\$ 4,089.17	100%	0%	43%	0.8
2021	PBHS	Sofet, J	8209510	DIGITAL DESIGN 1	ADOBE024	ADOBE CERTIFIED PRO	X	80	35	35	0	45	0.2	\$ 35,780.22	100%	0%	56%	7
2021	PBHS	Sofet, J	8209520	DIGITAL DESIGN 2	ADOBE024	ADOBE CERTIFIED PRO	X	0	3	3	0	0	0.2	\$ 3,066.88	100%	0%	0%	0.6
2021	PBHS	Pelchat, K	8300430	CTE INTERNSHIP	CPREC001	CHILD DEVELOPMENT A	X	11	8	8	0	3	0.2	\$ 8,178.34	100%	0%	27%	1.6
2021	PBHS	Pelchat, K	8405140	EARLY CHILDHOOD	CPREC001	CHILD DEVELOPMENT A	X	8	5	5	0	3	0.2	\$ 5,111.46	100%	0%	38%	1
2021	PBHS	Lugo, R	9101100	DISP: POL,FIRE,	FDMQA030	911 PUBLIC SAFETY T	X	19	14	11	3	5	0.2	\$ 11,245.21	79%	21%	26%	2.2
2021	PBHS	Hayes, S	8720310	BLDG CONST TECH	HBINS004	HBI PRE-APPRENTICES	X	0	8	8	0	0	0.1	\$ 4,089.17	100%	0%	0%	0.8
2021	PBHS	Hayes, S	8720320	BLDG CONST TECH	HBINS004	HBI PRE-APPRENTICES	X	27	17	17	0	10	0.1	\$ 8,689.48	100%	0%	37%	1.7
2021	PBHS	Hayes, S	8720330	BLDG CONST TECH	HBINS004	HBI PRE-APPRENTICES	X	0	2	1	1	0	0.1	\$ 511.15	50%	50%	0%	0.1
2021	PBHS	Gilliard, S	8300430	CTE INTERNSHIP	NATHA003	CERTIFIED MEDICAL A	X	1	1	1	0	0	0.1	\$ 511.15	100%	0%	0%	0.1
2021	PBHS	Gilliard, S	8417120	EXERCISE SCIENCE	NATHA003	CERTIFIED MEDICAL A	X	14	14	6	8	0	0.1	\$ 3,066.88	43%	57%	0%	0.6
2021	PBHS	Ho, D	8800520	CULINARY ARTS 2	NRAEF003	CERTIFIED FOOD PROT	X	16	16	15	1	0	0.2	\$ 15,334.38	94%	6%	0%	3
2021	PBHS	Ho, D	8800510	CULINARY ARTS 1	NRFSPO01	CERTIFIED FOOD SAFE	X	0	101	26	75	0	0.2	\$ 26,579.59	26%	74%	0%	5.2
2021	PBHS	Ho, D	8800520	CULINARY ARTS 2	NRFSPO01	CERTIFIED FOOD SAFE	X	0	5	3	2	0	0.2	\$ 3,066.88	60%	40%	0%	0.6
2021	PBHS	Ho, D	8800530	CULINARY ARTS 3	NRFSPO01	CERTIFIED FOOD SAFE	X	0	1	0	1	0	0.2	\$ -	0%	100%	0%	0

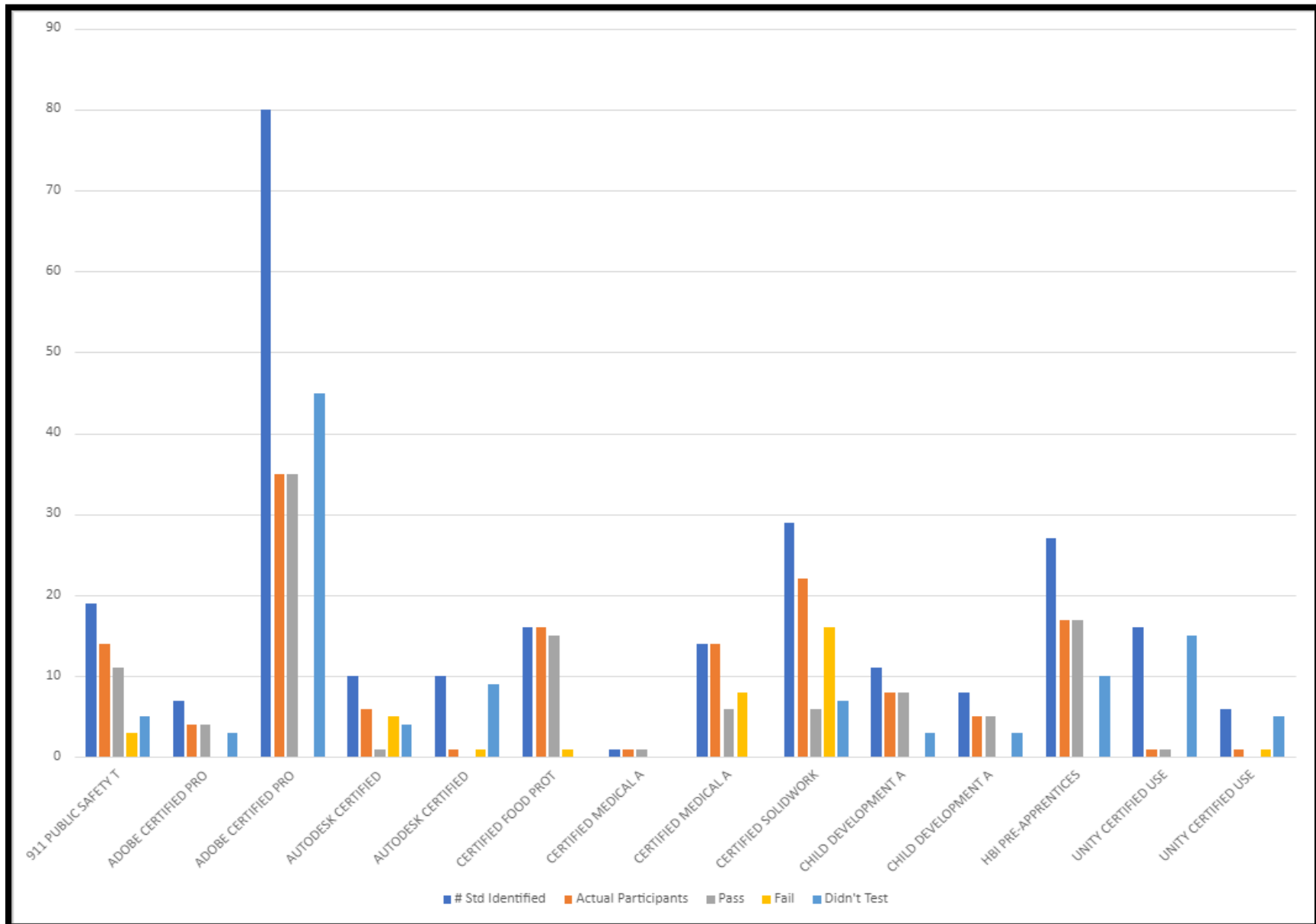


2022-2023 Palm Bay High School Industry Certification and Digital Tool Testing Results

Sch #	School	Teacher	Course #	Course Name	Cert #	Cert ID	Impacts School Grade	# Std Identified	Actual Participants	Pass	Fail	Didn't Test	Funding Weight	Potential CAPE Funding	Percentage of Testers Passing	Percentage Testers Failing	Percentage of Students Identified NOT Tested	Potential Bonus FTE Calculation
2021	PBHS	Allen, R	8601900	ADV TECHNOLOGY A	RECFN001	RECF PRE-ENGINEERIN	X	0	2	1	1	0	0.1	\$ 511.15	50%	50%	0%	0.1
2021	PBHS	Allen, R	8401130	APPLD ENG TECH I	RECFN001	RECF ROBOTICS CERTI*	X	0	10	10	0	0	0.1	\$ -	100%	0%	0%	1
2021	PBHS	Allen, R	8401130	APPLD ENG TECH I	RECFN002	RECF ROBOTICS CERTI*	X	0	2	2	0	0	0.1	\$ 511.15	100%	0%	0%	0.2
2021	PBHS	Allen, R	8601900	ADV TECHNOLOGY A	RECFN002	RECF ROBOTICS CERTI	X	0	1	1	0	0	0.1	\$ 511.15	100%	0%	0%	0.1
2021	PBHS	Allen, D	8401020	TECHNICAL DESIGN	SOLID003	CERTIFIED SOLIDWORK	X	0	1	0	1	0	0.2	\$ -	0%	100%	0%	0
2021	PBHS	Allen, R	8401120	APPLD ENG TECH I	SOLID003	CERTIFIED SOLIDWORK	X	0	6	1	5	0	0.2	\$ 1,022.29	17%	83%	0%	0.2
2021	PBHS	Allen, R	8401130	APPLD ENG TECH I	SOLID003	CERTIFIED SOLIDWORK	X	29	22	6	16	7	0.2	\$ 6,133.75	27%	73%	24%	1.2
2021	PBHS	Allen, R	8601900	ADV TECHNOLOGY A	SOLID003	CERTIFIED SOLIDWORK	X	0	1	0	1	0	0.2	\$ -	0%	100%	0%	0
2021	PBHS	Allen, D	8601900	ADV TECHNOLOGY A	SOLID003	CERTIFIED SOLIDWORK	X	0	1	0	1	0	0.2	\$ -	0%	100%	0%	0
2021	PBHS	Allen, D	9410110	FOUND OF ROBOTIC	SOLID003	CERTIFIED SOLIDWORK	X	0	2	2	0	0	0.2	\$ 2,044.58	100%	0%	0%	0.4
2021	PBHS	Allen, D	8601900	ADV TECHNOLOGY A	SOLID004	CERTIFIED SOLIDWORK	X	0	1	0	1	0	0.2	\$ -	0%	100%	0%	0
2021	PBHS	Sofet, J	8208110	GAME & SIM FOUND	TBOOM003	TOON BOOM CERTIFIED	X	0	21	7	14	0	0.1	\$ 3,578.02	33%	67%	0%	0.7
2021	PBHS	Sofet, J	8208120	GAME & SIM DESIG	TBOOM003	TOON BOOM CERTIFIED	X	0	17	5	12	0	0.1	\$ 2,555.73	29%	71%	0%	0.5
2021	PBHS	Sofet, J	8208330	GAME & SIM PROGR	TBOOM003	TOON BOOM CERTIFIED	X	0	6	2	4	0	0.1	\$ 1,022.29	33%	67%	0%	0.2
2021	PBHS	Sofet, J	8208340	MULTI-USER GAME&	TBOOM003	TOON BOOM CERTIFIED	X	0	1	1	0	0	0.1	\$ 511.15	100%	0%	0%	0.1
2021	PBHS	Sofet, J	8208120	GAME & SIM DESIG	UNITY001	UNITY CERTIFIED ASS	X	0	1	1	0	0	0.2	\$ 1,022.29	100%	0%	0%	0.2
2021	PBHS	Sofet, J	8208120	GAME & SIM DESIG	UNITY002	UNITY CERTIFIED USE	X	0	1	1	0	0	0.2	\$ 1,022.29	100%	0%	0%	0.2
2021	PBHS	Sofet, J	8208340	MULTI-USER GAME&	UNITY002	UNITY CERTIFIED USE	X	0	1	0	1	0	0.2	\$ -	0%	100%	0%	0
2021	PBHS	Sofet, J	8208110	GAME & SIM FOUND	UNITY003	UNITY CERTIFIED USE	X	0	1	0	1	0	0.1	\$ -	0%	100%	0%	0
2021	PBHS	Sofet, J	8208120	GAME & SIM DESIG	UNITY003	UNITY CERTIFIED USE	X	16	1	1	0	15	0.1	\$ 511.15	100%	0%	94%	0.1
2021	PBHS	Sofet, J	8208330	GAME & SIM PROGR	UNITY003	UNITY CERTIFIED USE	X	6	1	0	1	5	0.1	\$ -	0%	100%	83%	0
								254	375	207	168	109	\$ 173,789.64				35.1	

EOC
FTE Funding Multiplier .1
FTE Funding Multiplier .2

# Palm Bay High School EOC Tests



***#This page intentionally left blank#***

# Rockledge High School

## 2022-2023 Rockledge High School Industry Certification Testing Results

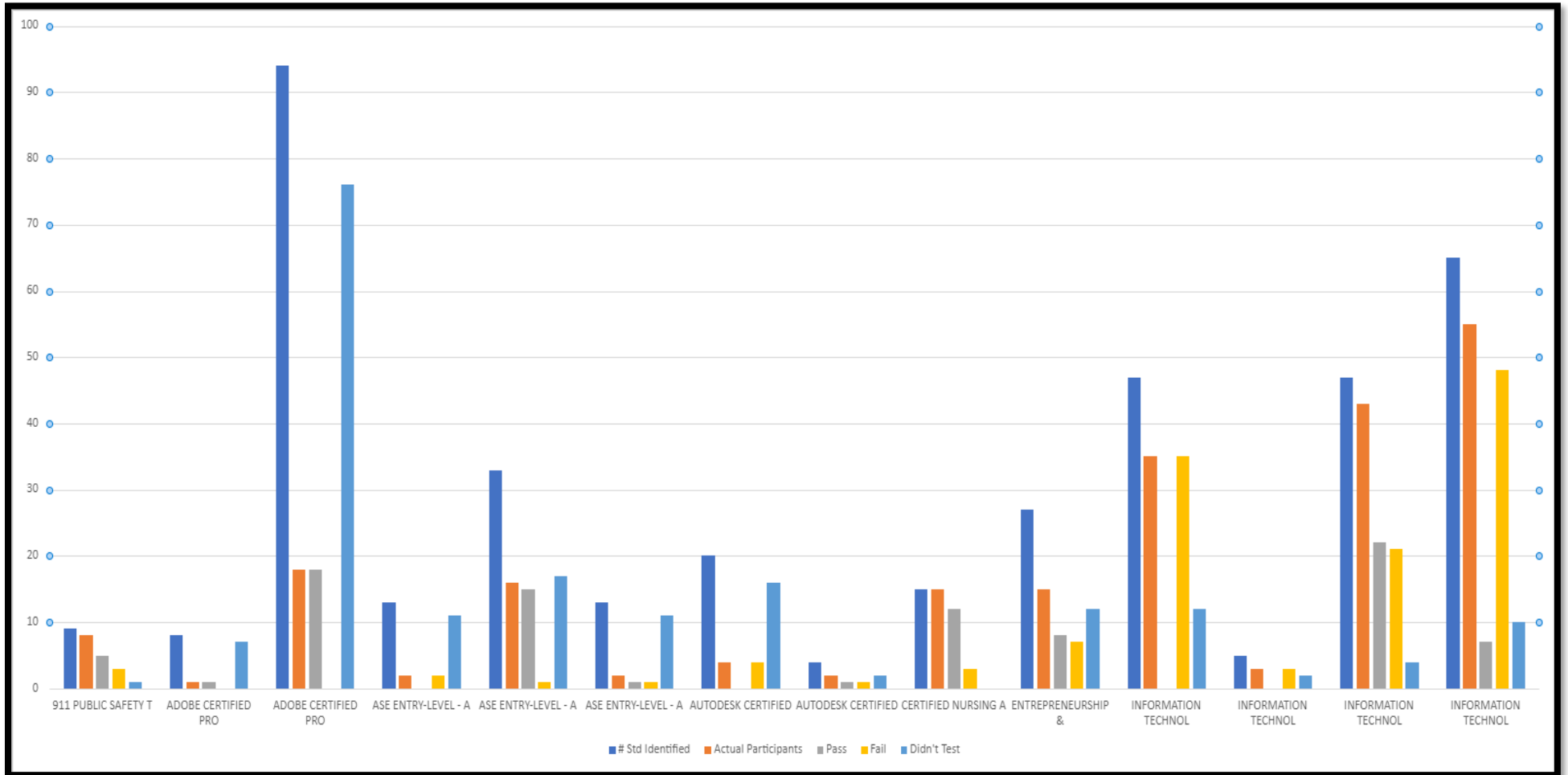
Sch #	School	Teacher	Course #	Course Name	Cert #	Cert ID	Impacts School Grade	# Std Identified	Actual Participants	Pass	Fail	Didn't Test	Funding Weight	Potential CAPE Funding	Percentage of Testers Passing	Percentage Testers Failing	Percentage of Students Identified NOT Tested	Potential Bonus FTE Calculation
1011	RHS	Bassile, T	8400100	HSE DIR STUDY	FDMQA002	CERTIFIED NURSING A	X	15	15	12	3	0	0.1	\$6,133.75	80%	20%	0%	1.2
1011	RHS	Holmquist, J	8201220	DIG MEDIA/MM FOU	ADOBE023	ADOBE CERTIFIED PRO	X	0	5	5	0	0	0.2	\$5,111.46	100%	0%	0%	1
1011	RHS	Holmquist, J	8201230	DIG MEDIA/MM FOU	ADOBE023	ADOBE CERTIFIED PRO	X	8	1	1	0	7	0.2	\$1,022.29	100%	0%	88%	0.2
1011	RHS	Holmquist, J	8201210	DIG MEDIA/MM FOU	ADOBE024	ADOBE CERTIFIED PRO	X	94	18	18	0	76	0.2	\$18,401.26	100%	0%	81%	3.6
1011	RHS	Holmquist, J	8201220	DIG MEDIA/MM FOU	ADOBE024	ADOBE CERTIFIED PRO	X	0	7	7	0	0	0.2	\$7,156.04	100%	0%	0%	1.4
1011	RHS	Holmquist, J	8201230	DIG MEDIA/MM FOU	ADOBE024	ADOBE CERTIFIED PRO	X	0	1	1	0	0	0.2	\$1,022.29	100%	0%	0%	0.2
1011	RHS	Holmquist, J	8201220	DIG MEDIA/MM FOU	ADOBE025	ADOBE CERTIFIED PRO	X	0	1	1	0	0	0.2	\$1,022.29	100%	0%	0%	0.2
1011	RHS	Holmquist, J	8201230	DIG MEDIA/MM FOU	ADOBE025	ADOBE CERTIFIED PRO	X	0	1	1	0	0	0.2	\$1,022.29	100%	0%	0%	0.2
1011	RHS	Holmquist, J	8207310	DIGITAL INFO TEC	INTUT002	ENTREPRENEURSHIP &	X	27	15	8	7	12	0.2	\$8,178.34	53%	47%	44%	1.6
1011	RHS	Kearns, L	200490	AICE INFO TECH 1	INTUT001	QUICK BOOKS CERTIFI	X	0	1	1	0	0	0.2	\$1,022.29	100%	0%	0%	0.2
1011	RHS	Kearns, L	8216110	INTL BUSINESS SY	INTUT002	BUSINESS MGMT & ADMN	X	0	83	49	34	0	0.2	\$50,092.31	59%	41%	0%	9.8
1011	RHS	Kearns, L	8216120	INTL FIN & LAW	INTUT002	BUSINESS MGMT & ADMN	X	0	3	2	1	0	0.2	\$2,044.58	67%	33%	0%	0.4
1011	RHS	Rivera, R	9101100	DISP: POL,FIRE,	FDMQA030	911 PUBLIC SAFETY T	X	9	8	5	3	1	0.2	\$5,111.46	63%	38%	11%	1
1011	RHS	Schooley, S	8725010	DRAFTING 1	ADESK002	AUTODESK CERTIFIED	X	0	3	3	0	0	0.2	\$3,066.88	100%	0%	0%	0.6
1011	RHS	Schooley, S	8725020	DRAFTING 2	ADESK002	AUTODESK CERTIFIED	X	0	38	31	7	0	0.2	\$31,691.05	82%	18%	0%	6.2
1011	RHS	Schooley, S	8725030	DRAFTING 3	ADESK002	AUTODESK CERTIFIED	X	20	4	0	4	16	0.2	\$-	0%	100%	80%	0
1011	RHS	Schooley, S	8725040	DRAFTING 4	ADESK002	AUTODESK CERTIFIED	X	0	1	0	1	0	0.2	\$-	0%	100%	0%	0
1011	RHS	Schooley, S	8725020	DRAFTING 2	ADESK008	AUTODESK CERTIFIED	X	0	26	19	7	0	0.2	\$19,423.55	73%	27%	0%	3.8
1011	RHS	Schooley, S	8725030	DRAFTING 3	ADESK008	AUTODESK CERTIFIED	X	0	12	6	6	0	0.2	\$6,133.75	50%	50%	0%	1.2
1011	RHS	Schooley, S	8725010	DRAFTING 1	ADESK011	AUTODESK CERTIFIED	X	0	1	1	0	0	0.2	\$1,022.29	100%	0%	0%	0.2
1011	RHS	Schooley, S	8725030	DRAFTING 3	ADESK011	AUTODESK CERTIFIED	X	0	7	2	5	0	0.2	\$2,044.58	29%	71%	0%	0.4
1011	RHS	Schooley, S	8725040	DRAFTING 4	ADESK011	AUTODESK CERTIFIED	X	4	2	1	1	2	0.2	\$1,022.29	50%	50%	50%	0.2
1011	RHS	Schooley, S	8725040	DRAFTING 4	ADESK030	AUTODESK CERTIFIED	X	0	1	0	1	0	0.2	\$-	0%	100%	0%	0
1011	RHS	Schooley, S	8725020	DRAFTING 2	ADESK032	AUTODESK CERTIFIED	X	0	3	2	1	0	0.2	\$2,044.58	67%	33%	0%	0.4
1011	RHS	Schooley, S	8725030	DRAFTING 3	ADESK032	AUTODESK CERTIFIED	X	0	7	6	1	0	0.2	\$6,133.75	86%	14%	0%	1.2
1011	RHS	Schooley, S	8725040	DRAFTING 4	ADESK032	AUTODESK CERTIFIED	X	0	1	0	1	0	0.2	\$-	0%	100%	0%	0
1011	RHS	Sebetka, E	9504140	AUTO MAINT/LT RP	NIASE077	ASE ENTRY-LEVEL - A	X	13	2	0	2	11	0.1	\$-	0%	100%	85%	0
1011	RHS	Sebetka, E	9504150	AUTO MAINT/LT RP	NIASE078	ASE ENTRY-LEVEL - A	X	0	1	1	0	0	0.1	\$511.15	100%	0%	0%	0.1
1011	RHS	Sebetka, E	9504110	AUTO MAINT/LT RP	NIASE079	ASE ENTRY-LEVEL - A	X	0	1	0	1	0	0.1	\$-	0%	100%	0%	0

**2022-2023 Rockledge High School Industry Certification Testing Results**

Sch #	School	Teacher	Course #	Course Name	Cert #	Cert ID	Impacts School Grade	# Strd Identified	Actual Participants	Pass	Fail	Didn't Test	Funding Weight	Potential CAPE Funding	Percentage of Testers Passing	Percentage Testers Failing	Percentage of Students Identified NOT Tested	Potential Bonus FTE Calculation
1011	RHS	Sebetka, E	9504120	AUTO MAINT/LT RP	NIASE079	ASE ENTRY-LEVEL - A	X	0	12	1	11	0	0.1	\$511.15	8%	92%	0%	0.1
1011	RHS	Sebetka, E	9504130	AUTO MAINT/LT RP	NIASE079	ASE ENTRY-LEVEL - A	X	33	16	15	1	17	0.1	\$7,667.19	94%	6%	52%	1.5
1011	RHS	Sebetka, E	9504140	AUTO MAINT/LT RP	NIASE079	ASE ENTRY-LEVEL - A	X	0	10	7	3	0	0.1	\$3,578.02	70%	30%	0%	0.7
1011	RHS	Sebetka, E	9504120	AUTO MAINT/LT RP	NIASE080	ASE ENTRY-LEVEL - A	X	0	16	6	10	0	0.1	\$3,066.88	38%	63%	0%	0.6
1011	RHS	Sebetka, E	9504130	AUTO MAINT/LT RP	NIASE080	ASE ENTRY-LEVEL - A	X	0	13	13	0	0	0.1	\$6,644.90	100%	0%	0%	1.3
1011	RHS	Sebetka, E	9504140	AUTO MAINT/LT RP	NIASE080	ASE ENTRY-LEVEL - A	X	0	11	7	4	0	0.1	\$3,578.02	64%	36%	0%	0.7
1011	RHS	Sebetka, E	9504150	AUTO MAINT/LT RP	NIASE080	ASE ENTRY-LEVEL - A	X	13	2	1	1	11	0.1	\$511.15	50%	50%	85%	0.1
1011	RHS	Sebetka, E	9504130	AUTO MAINT/LT RP	NIASE081	ASE ENTRY-LEVEL - A	X	0	2	2	0	0	0.1	\$1,022.29	100%	0%	0%	0.2
1011	RHS	Sebetka, E	9504140	AUTO MAINT/LT RP	NIASE081	ASE ENTRY-LEVEL - A	X	0	2	1	1	0	0.1	\$511.15	50%	50%	0%	0.1
1011	RHS	Sebetka, E	9504140	AUTO MAINT/LT RP	NIASE082	ASE ENTRY-LEVEL - A	X	0	5	0	5	0	0.1	\$-	0%	100%	0%	0
1011	RHS	Sebetka, E	9504120	AUTO MAINT/LT RP	NIASE083	ASE ENTRY-LEVEL - A	X	0	19	7	12	0	0.1	\$3,578.02	37%	63%	0%	0.7
1011	RHS	Sebetka, E	9504130	AUTO MAINT/LT RP	NIASE083	ASE ENTRY-LEVEL - A	X	0	9	9	0	0	0.1	\$4,600.31	100%	0%	0%	0.9
1011	RHS	Sebetka, E	9504140	AUTO MAINT/LT RP	NIASE083	ASE ENTRY-LEVEL - A	X	0	7	1	6	0	0.1	\$511.15	14%	86%	0%	0.1
1011	RHS	Sebetka, E	9504120	AUTO MAINT/LT RP	NIASE084	ASE ENTRY-LEVEL - A	X	0	19	2	17	0	0.1	\$1,022.29	11%	89%	0%	0.2
1011	RHS	Sebetka, E	9504130	AUTO MAINT/LT RP	NIASE084	ASE ENTRY-LEVEL - A	X	0	12	12	0	0	0.1	\$6,133.75	100%	0%	0%	1.2
1011	RHS	Sebetka, E	9504140	AUTO MAINT/LT RP	NIASE084	ASE ENTRY-LEVEL - A	X	0	12	3	9	0	0.1	\$1,533.44	25%	75%	0%	0.3
1011	RHS	Sebetka, E	9504150	AUTO MAINT/LT RP	NIASE084	ASE ENTRY-LEVEL - A	X	0	1	1	0	0	0.1	\$511.15	100%	0%	0%	0.1
1011	RHS	Sebetka, E	9504140	AUTO MAINT/LT RP	NIASE085	ASE ENTRY-LEVEL - A	X	0	7	1	6	0	0.1	\$511.15	14%	86%	0%	0.1
1011	RHS	Van Brunschot, S	9007510	WEB PROGRAMMING	CERTI008	INFORMATION TECHNOL	X	47	35	0	35	12	0.2	\$-	0%	100%	26%	0
1011	RHS	Van Brunschot, S	9007520	JAVASCRIPT PROGR	CERTI008	INFORMATION TECHNOL	X	0	4	0	4	0	0.2	\$-	0%	100%	0%	0
1011	RHS	Van Brunschot, S	9007520	JAVASCRIPT PROGR	CERTI010	INFORMATION TECHNOL	X	5	3	0	3	2	0.2	\$-	0%	100%	40%	0
1011	RHS	Van Brunschot, S	9007510	WEB PROGRAMMING	CERTI011	INFORMATION TECHNOL	X	47	43	22	21	4	0.1	\$11,245.21	51%	49%	9%	2.2
1011	RHS	Van Brunschot, S	9007210	FOUND OF PROGRAM	CERTI012	INFORMATION TECHNOL	X	65	55	7	48	10	0.2	\$7,156.04	13%	87%	15%	1.4
1011	RHS	Van Brunschot, S	9007520	JAVASCRIPT PROGR	CERTI012	INFORMATION TECHNOL	X	0	1	0	1	0	0.2	\$-	0%	100%	0%	0
1011	RHS	Wilhoit, J	8801101	NUTRITION & FOOD	NRAEF003	CERTIFIED FOOD PROT	X	0	37	3	34	0	0.2	\$3,066.88	8%	92%	0%	0.6
								<b>400</b>	<b>622</b>	<b>304</b>	<b>318</b>	<b>181</b>		<b>\$247,394.66</b>				<b>48.4</b>

EOC
FTE Funding Multiplier .1
FTE Funding Multiplier .2

# Rockledge High School EOC Tests



***#This page intentionally left blank#***

# Satellite High School

2022-2023 Satellite High School Industry Certification Testing Results																			
Sch #	School	Teacher	Course #	Course Name	Cert #	Cert ID	Impacts School Grade	# Std Identified	Actual Participants	Pass	Fail	Didn't Test	Funding Weight	Potential CAPE Funding	Percentage of Testers Passing	Percentage Testers Failing	Percentage of Students Identified NOT Tested	Potential Bonus FTE Calculation	
6011	SHS	Ashley, S	8201210	DIG MEDIA/MM FOU	ADOBE024	ADOBE CERTIFIED PRO	X	145	71	71	0	74	0.2	\$72,582.73	100%	0%	51%	14.2	
6011	SHS	Barton, V	8500390	PRIN OF FOOD PRE	NRAEF003	CERTIFIED FOOD PROT	X	0	2	0	2	0	0.2	\$-	0%	100%	0%	0	
6011	SHS	Barton, V	8801101	NUTRITION & FOOD	NRAEF003	CERTIFIED FOOD PROT	X	0	33	7	26	0	0.2	\$7,156.04	21%	79%	0%	1.4	
6011	SHS	Flinchbaugh, N	8201210	DIG MEDIA/MM FOU	ADOBE023	ADOBE CERTIFIED PRO	X	0	4	4	0	0	0.2	\$4,089.17	100%	0%	0%	0.8	
6011	SHS	Flinchbaugh, N	8201620	DIG MEDIA/MM MG	ADOBE023	ADOBE CERTIFIED PRO	X	43	34	34	0	9	0.2	\$34,757.93	100%	0%	21%	6.8	
6011	SHS	Flinchbaugh, N	8201210	DIG MEDIA/MM FOU	ADOBE024	ADOBE CERTIFIED PRO	X	29	20	20	0	9	0.2	\$20,445.84	100%	0%	31%	4	
6011	SHS	Flinchbaugh, N	8201220	DIG MEDIA/MM FOU	ADOBE024	ADOBE CERTIFIED PRO	X	0	10	10	0	0	0.2	\$10,222.92	100%	0%	0%	2	
6011	SHS	Flinchbaugh, N	8201230	DIG MEDIA/MM FOU	ADOBE024	ADOBE CERTIFIED PRO	X	0	1	1	0	0	0.2	\$1,022.29	100%	0%	0%	0.2	
6011	SHS	Flinchbaugh, N	8201230	DIG MEDIA/MM FOU	ADOBE025	ADOBE CERTIFIED PRO	X	0	1	1	0	0	0.2	\$1,022.29	100%	0%	0%	0.2	
6011	SHS	Kimbrell, R	8300430	CTE INTERNSHIP	ADESK002	AUTODESK CERTIFIED	X	0	1	1	0	0	0.2	\$1,022.29	100%	0%	0%	0.2	
6011	SHS	Kimbrell, R	8401020	TECHNICAL DESIGN	ADESK008	AUTODESK CERTIFIED	X	0	31	24	7	0	0.2	\$24,535.01	77%	23%	0%	4.8	
6011	SHS	Kimbrell, R	8401030	TECHNICAL DESIGN	ADESK008	AUTODESK CERTIFIED	X	23	1	1	0	22	0.2	\$1,022.29	100%	0%	96%	0.2	
6011	SHS	Kimbrell, R	8401010	TECHNICAL DESIGN	ADESK011	AUTODESK CERTIFIED	X	0	71	40	31	0	0.2	\$40,891.68	56%	44%	0%	8	
6011	SHS	Kimbrell, R	8401020	TECHNICAL DESIGN	ADESK011	AUTODESK CERTIFIED	X	0	2	2	0	0	0.2	\$2,044.58	100%	0%	0%	0.4	
6011	SHS	Kimbrell, R	8401030	TECHNICAL DESIGN	ADESK011	AUTODESK CERTIFIED	X	23	23	18	5	0	0.2	\$18,401.26	78%	22%	0%	3.6	
6011	SHS	Mitchell, C	9007510	WEB PROGRAMMING	CERTI006	INFORMATION TECHNOL	X	0	1	1	0	0	0.1	\$511.15	100%	0%	0%	0.1	
6011	SHS	Mitchell, C	9007510	WEB PROGRAMMING	CERTI008	INFORMATION TECHNOL	X	0	29	3	26	0	0.2	\$3,066.88	10%	90%	0%	0.6	
6011	SHS	Mitchell, C	9007510	WEB PROGRAMMING	CERTI010	INFORMATION TECHNOL	X	0	25	5	20	0	0.2	\$5,111.46	20%	80%	0%	1	
6011	SHS	Mitchell, C	9007520	JAVASCRIPT PROGR	CERTI010	INFORMATION TECHNOL	X	5	5	5	0	0	0.2	\$5,111.46	100%	0%	0%	1	
6011	SHS	Mitchell, C	9007510	WEB PROGRAMMING	CERTI011	INFORMATION TECHNOL	X	31	31	18	13	0	0.1	\$9,200.63	58%	42%	0%	1.8	
6011	SHS	Mitchell, C	0200320	AP COMPUTER SCI	CERTI013	INFORMATION TECHNOL	X	0	5	4	1	0	0.2	\$4,089.17	80%	20%	0%	0.8	
6011	SHS	Mitchell, C	9007510	WEB PROGRAMMING	CERTI013	INFORMATION TECHNOL	X	0	1	1	0	0	0.2	\$1,022.29	100%	0%	0%	0.2	
6011	SHS	Mitchell, C	9007520	JAVASCRIPT PROGR	CERTI013	INFORMATION TECHNOL	X	0	1	1	0	0	0.2	\$1,022.29	100%	0%	0%	0.2	
6011	SHS	Mitchell, C	9007210	FOUND OF PROGRAM	KNOWL001	PYTHON CODING SPECI	X	75	39	39	0	36	0.2	\$39,869.39	100%	0%	48%	7.8	
6011	SHS	Pitts, R	9504150	AUTO MAINT/LT RP	NIASE077	ASE ENTRY-LEVEL - A	X	0	2	2	0	0	0.1	\$1,022.29	100%	0%	0%	0.2	

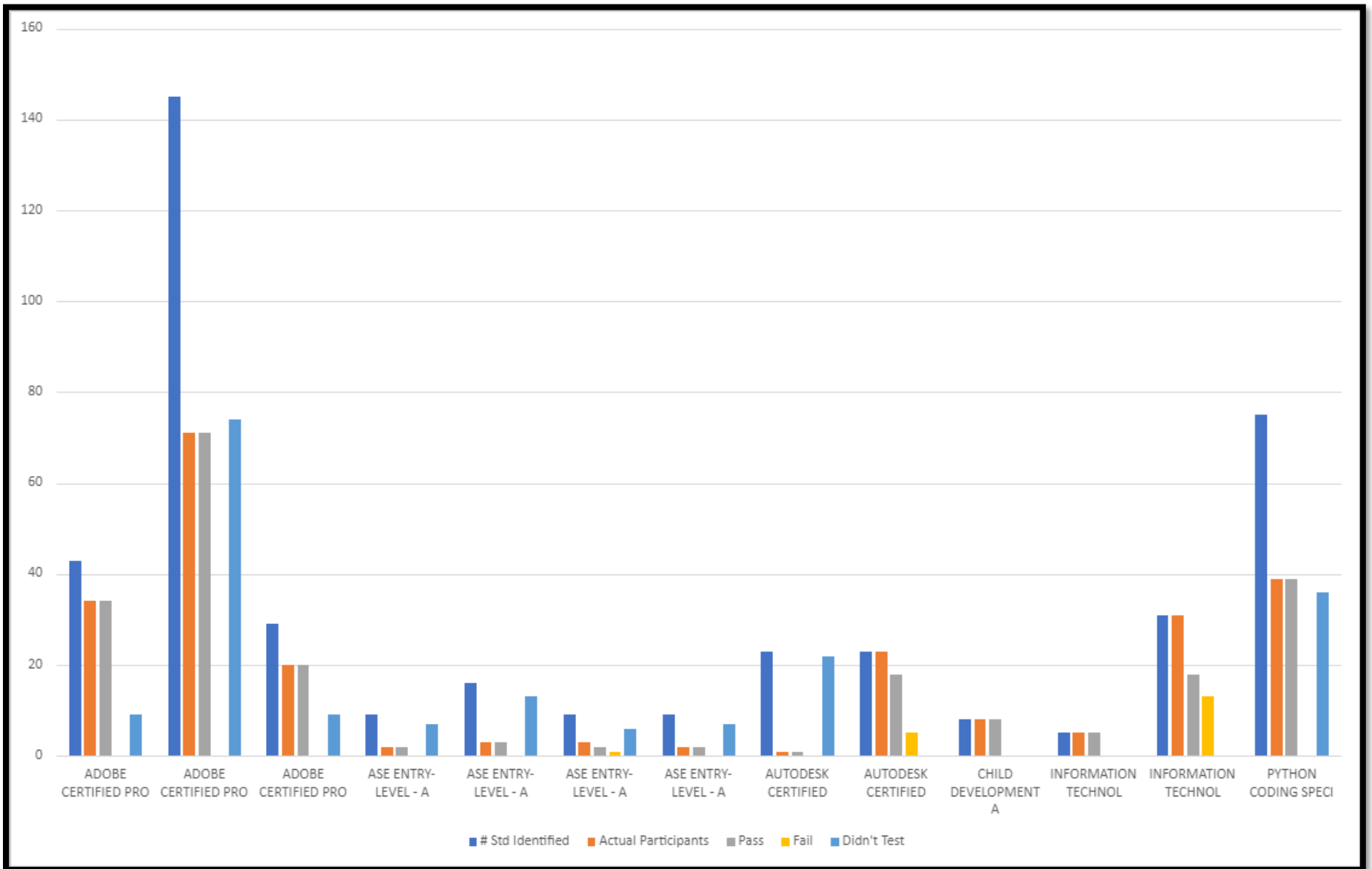


**2022-2023 Satellite High School Industry Certification Testing Results**

Sch #	School	Teacher	Course #	Course Name	Cert #	Cert ID	Impacts School Grade	# Std Identified	Actual Participants	Pass	Fail	Didn't Test	Funding Weight	Potential CAPE Funding	Percentage of Testers Passing	Percentage Testers Failing	Percentage of Students Identified NOT Tested	Potential Bonus FTE Calculation
6011	SHS	Pitts, R	9504120	AUTO MAINT/LT RP	NIASE078	ASE ENTRY-LEVEL - A	X	0	1	0	1	0	0.1	\$-	0%	100%	0%	0
6011	SHS	Pitts, R	9504140	AUTO MAINT/LT RP	NIASE078	ASE ENTRY-LEVEL - A	X	0	3	0	3	0	0.1	\$-	0%	100%	0%	0
6011	SHS	Pitts, R	9504150	AUTO MAINT/LT RP	NIASE078	ASE ENTRY-LEVEL - A	X	0	5	1	4	0	0.1	\$511.15	20%	80%	0%	0.1
6011	SHS	Pitts, R	9504160	AUTO MAINT/LT RP	NIASE078	ASE ENTRY-LEVEL - A	X	9	2	2	0	7	0.1	\$1,022.29	100%	0%	78%	0.2
6011	SHS	Pitts, R	9504140	AUTO MAINT/LT RP	NIASE079	ASE ENTRY-LEVEL - A	X	0	1	0	1	0	0.1	\$-	0%	100%	0%	0
6011	SHS	Pitts, R	9504150	AUTO MAINT/LT RP	NIASE079	ASE ENTRY-LEVEL - A	X	0	1	1	0	0	0.1	\$511.15	100%	0%	0%	0.1
6011	SHS	Pitts, R	9504150	AUTO MAINT/LT RP	NIASE080	ASE ENTRY-LEVEL - A	X	16	3	3	0	13	0.1	\$1,533.44	100%	0%	81%	0.3
6011	SHS	Pitts, R	9504160	AUTO MAINT/LT RP	NIASE081	ASE ENTRY-LEVEL - A	X	9	1	1	0	8	0.1	\$511.15	100%	0%	89%	0.1
6011	SHS	Pitts, R	9504120	AUTO MAINT/LT RP	NIASE082	ASE ENTRY-LEVEL - A	X	0	3	2	1	0	0.1	\$1,022.29	67%	33%	0%	0.2
6011	SHS	Pitts, R	9504140	AUTO MAINT/LT RP	NIASE082	ASE ENTRY-LEVEL - A	X	0	3	0	3	0	0.1	\$-	0%	100%	0%	0
6011	SHS	Pitts, R	9504150	AUTO MAINT/LT RP	NIASE082	ASE ENTRY-LEVEL - A	X	9	3	2	1	6	0.1	\$1,022.29	67%	33%	67%	0.2
6011	SHS	Pitts, R	9504160	AUTO MAINT/LT RP	NIASE082	ASE ENTRY-LEVEL - A	X	0	1	0	1	0	0.1	\$-	0%	100%	0%	0
6011	SHS	Pitts, R	9504120	AUTO MAINT/LT RP	NIASE083	ASE ENTRY-LEVEL - A	X	0	18	6	12	0	0.1	\$3,066.88	33%	67%	0%	0.6
6011	SHS	Pitts, R	9504150	AUTO MAINT/LT RP	NIASE084	ASE ENTRY-LEVEL - A	X	0	1	1	0	0	0.1	\$511.15	100%	0%	0%	0.1
6011	SHS	Pitts, R	9504160	AUTO MAINT/LT RP	NIASE084	ASE ENTRY-LEVEL - A	X	9	2	2	0	7	0.1	\$1,022.29	100%	0%	78%	0.2
6011	SHS	Pitts, R	9504160	AUTO MAINT/LT RP	NIASE085	ASE ENTRY-LEVEL - A	X	0	1	0	1	0	0.1	\$-	0%	100%	0%	0
6011	SHS	Samuels, R	8405140	EARLY CHILDHOOD	CPRC001	CHILD DEVELOPMENT A	X	8	8	8	0	0	0.2	\$8,178.34	100%	0%	0%	1.6
6011	SHS	Wilson, C	9504120	AUTO MAINT/LT RP	NIASE079	ASE ENTRY-LEVEL - A	X	0	1	1	0	0	0.1	\$511.15	100%	0%	0%	0.1
6011	SHS	Wilson, C	9504120	AUTO MAINT/LT RP	NIASE080	ASE ENTRY-LEVEL - A	X	0	1	1	0	0	0.1	\$511.15	100%	0%	0%	0.1
6011	SHS	Wilson, C	9504130	AUTO MAINT/LT RP	NIASE081	ASE ENTRY-LEVEL - A	X	0	1	1	0	0	0.1	\$511.15	100%	0%	0%	0.1
6011	SHS	Wilson, C	9504120	AUTO MAINT/LT RP	NIASE082	ASE ENTRY-LEVEL - A	X	0	10	3	7	0	0.1	\$1,533.44	30%	70%	0%	0.3
6011	SHS	Wilson, C	9504120	AUTO MAINT/LT RP	NIASE083	ASE ENTRY-LEVEL - A	X	0	14	4	10	0	0.1	\$2,044.58	29%	71%	0%	0.4
6011	SHS	Wilson, C	9504130	AUTO MAINT/LT RP	NIASE083	ASE ENTRY-LEVEL - A	X	0	1	1	0	0	0.1	\$511.15	100%	0%	0%	0.1
								<b>434</b>	<b>529</b>	<b>353</b>	<b>176</b>	<b>191</b>		<b>\$333,778.34</b>				<b>65.3</b>

EOC
FTE Funding Multiplier .1
FTE Funding Multiplier .2

# Satellite High School EOC Tests



***#This page intentionally left blank#***

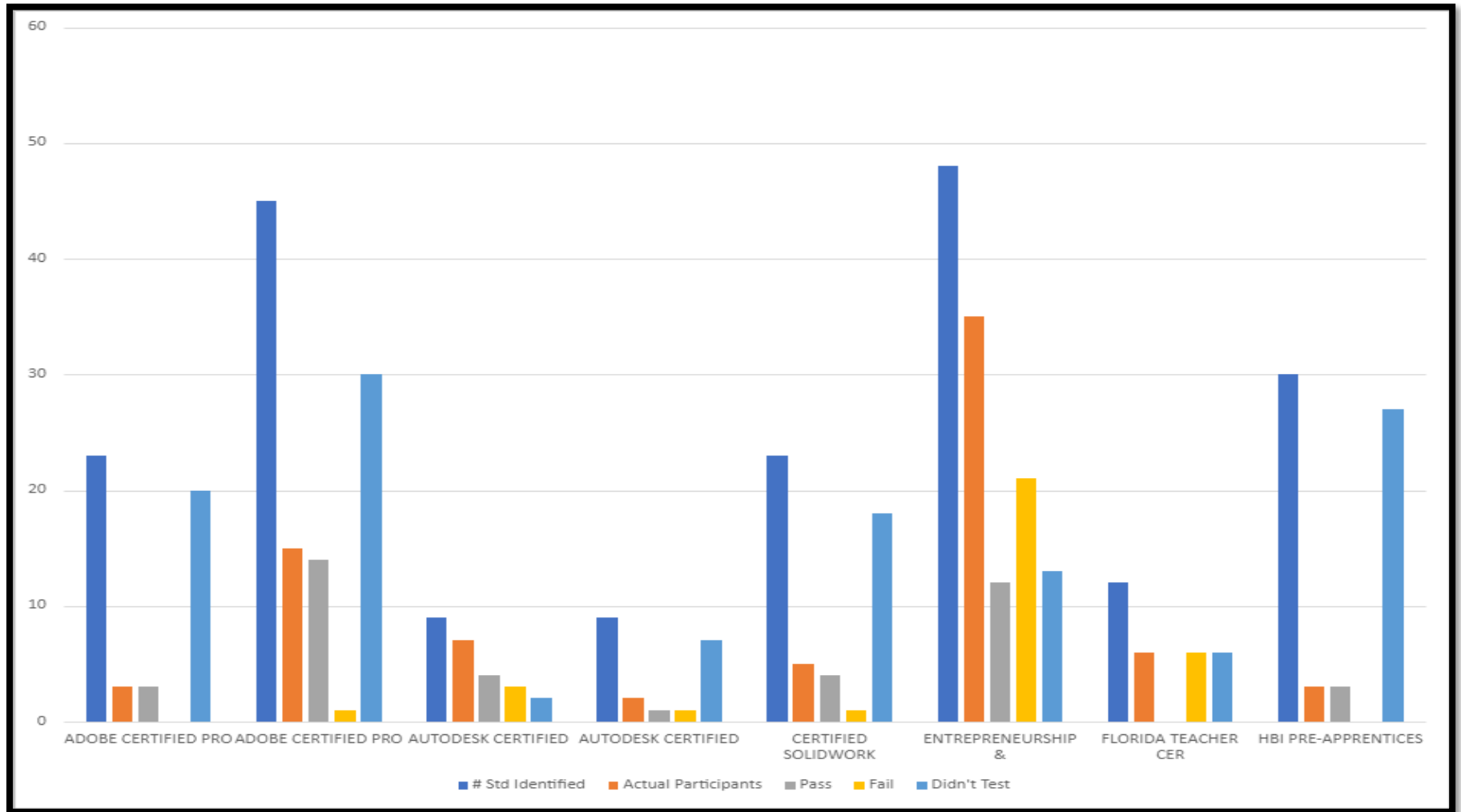
# Space Coast Jr/Sr High School (High School)

## 2022-2023 Space Coast High School Industry Certification Testing Results

Sch #	School	Teacher	Course #	Course Name	Cert #	Cert ID	Impacts School Grade	# Std Identified	Actual Participants	Pass	Fail	Didn't Test	Funding Weight	Potential CAPE Funding	Percentage of Testers Passing	Percentage Testers Failing	Percentage of Students Identified NOT Tested	Potential Bonus FTE Calculation
0302	SCHS	Brayboy, T	8207310	DIGITAL INFO TEC	INTUT002	ENTREPRENEURSHIP &	X	48	35	12	21	13	0.2	\$12,267.50	34%	66%	27%	2.4
0302	SCHS	Brayboy, T	8212120	BUS SOFTWARE APP	INTUT002	ENTREPRENEURSHIP &	X	0	9	6	3	0	0.2	\$6,133.75	67%	33%	0%	1.2
0302	SCHS	Brayboy, T	8212160	BUSINESS SOFTWARE	INTUT002	ENTREPRENEURSHIP &	X	0	3	2	1	0	0.2	\$2,044.58	67%	33%	0%	0.4
0302	SCHS	Cankar, R	8300430	CTE INTERNSHIP	HBINS004	HBI PRE-APPRENTICES	X	0	1	1	0	0	0.1	\$511.15	100%	0%	0%	0.1
0302	SCHS	Dietz, R	8201520	TV PRODUCTION TE	ADOBE023	ADOBE CERTIFIED PRO	X	0	16	16	0	0	0.2	\$16,356.67	100%	0%	0%	3.2
0302	SCHS	Dietz, R	8201530	TV PRODUCTION TE	ADOBE023	ADOBE CERTIFIED PRO	X	23	3	3	0	20	0.2	\$3,066.88	100%	0%	87%	0.6
0302	SCHS	Drabik, F	8909030	FOUND/CURR & INS	FLDOE004	FLORIDA TEACHER CER	X	12	6	0	6	6	0.1	\$-	0%	100%	50%	0
0302	SCHS	Harlan, C	8201210	DIG MEDIA/MM FOU	ADOBE024	ADOBE CERTIFIED PRO	X	45	15	14	1	30	0.2	\$14,312.09	93%	7%	67%	2.8
0302	SCHS	Harlan, C	8201220	DIG MEDIA/MM FOU	ADOBE024	ADOBE CERTIFIED PRO	X	0	5	5	0	0	0.2	\$5,111.46	100%	0%	0%	1
0302	SCHS	Layfield, D	8713020	A/C&REFG & HT TE	HBINS004	HBI PRE-APPRENTICES	X	30	3	3	0	27	0.1	\$1,533.44	100%	0%	90%	0.3
0302	SCHS	Layfield, D	8713030	A/C, REFG &HT TE	HBINS004	HBI PRE-APPRENTICES	X	0	4	4	0	0	0.1	\$2,044.58	100%	0%	0%	0.4
0302	SCHS	Layfield, D	8713040	A/C, REFG &HT TE	HBINS004	HBI PRE-APPRENTICES	X	0	1	1	0	0	0.1	\$511.15	100%	0%	0%	0.1
0302	SCHS	Michell, D	8801101	NUTRITION & FOOD	NRAEF003	CERTIFIED FOOD PROT	X	0	39	8	31	0	0.2	\$8,178.34	21%	79%	0%	1.6
0302	SCHS	Nichols, C	8725010	DRAFTING 1	ADESK002	AUTODESK CERTIFIED	X	0	45	26	19	0	0.2	\$26,579.59	58%	42%	0%	5.2
0302	SCHS	Nichols, C	8725020	DRAFTING 2	ADESK002	AUTODESK CERTIFIED	X	0	5	4	1	0	0.2	\$4,089.17	80%	20%	0%	0.8
0302	SCHS	Nichols, C	8725030	DRAFTING 3	ADESK008	AUTODESK CERTIFIED	X	0	8	8	0	0	0.2	\$8,178.34	100%	0%	0%	1.6
0302	SCHS	Nichols, C	8725040	DRAFTING 4	ADESK008	AUTODESK CERTIFIED	X	9	7	4	3	2	0.2	\$4,089.17	57%	43%	22%	0.8
0302	SCHS	Nichols, C	8725020	DRAFTING 2	ADESK011	AUTODESK CERTIFIED	X	0	18	9	9	0	0.2	\$9,200.63	50%	50%	0%	1.8
0302	SCHS	Nichols, C	8725030	DRAFTING 3	ADESK011	AUTODESK CERTIFIED	X	0	4	2	2	0	0.2	\$2,044.58	50%	50%	0%	0.4
0302	SCHS	Nichols, C	8725040	DRAFTING 4	ADESK011	AUTODESK CERTIFIED	X	9	2	1	1	7	0.2	\$1,022.29	50%	50%	78%	0.2
0302	SCHS	Nicols, C	8725030	DRAFTING 3	SOLID004	CERTIFIED SOLIDWORK	X	0	1	1	0	0	0.2	\$1,022.29	100%	0%	0%	0.2
0302	SCHS	Reyes, L	8401130	APPLD ENG TECH I	ADESK011	AUTODESK CERTIFIED	X	0	1	1	0	0	0.2	\$1,022.29	100%	0%	0%	0.2
0302	SCHS	Reyes, L	8401110	APPLD ENG TECH I	SOLID003	CERTIFIED SOLIDWORK	X	0	1	1	0	0	0.2	\$1,022.29	100%	0%	0%	0.2
0302	SCHS	Reyes, L	8401120	APPLD ENG TECH II	SOLID003	CERTIFIED SOLIDWORK	X	0	22	18	4	0	0.2	\$18,401.26	82%	18%	0%	3.6
0302	SCHS	Reyes, L	8401130	APPLD ENG TECH III	SOLID003	CERTIFIED SOLIDWORK	X	23	5	4	1	18	0.2	\$4,089.17	80%	20%	78%	0.8
0302	SCHS	Reyes, L	8401130	APPLD ENG TECH III	SOLID004	CERTIFIED SOLIDWORK	X	0	18	7	11	0	0.2	\$7,156.04	39%	61%	0%	1.4
								<b>199</b>	<b>277</b>	<b>161</b>	<b>114</b>	<b>123</b>		<b>\$159,988.70</b>				<b>31.3</b>

EOC
FTE Funding Multiplier .1
FTE Funding Multiplier .2

## Space Coast Jr/Sr High School (High School) EOC Tests



# Titusville High School

## 2022-2023 Titusville High School Industry Certification Testing Results

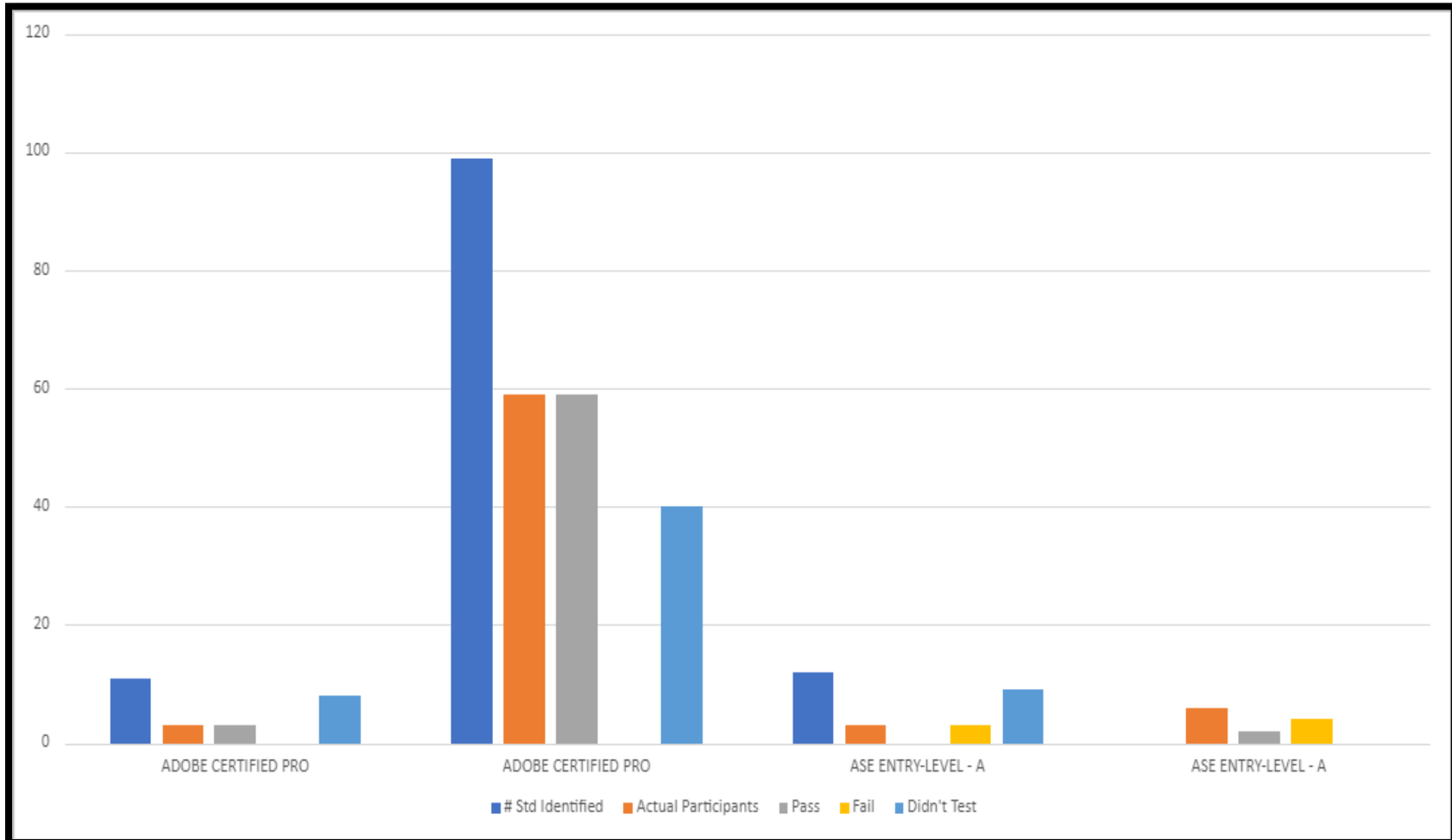
Sch #	School	Teacher	Course #	Course Name	Cert #	Cert ID	Impacts School Grade	# Std Identified	Actual Participants	Pass	Fail	Didn't Test	Funding Weight	Potential CAPE Funding	Percentage of Testers Passing	Percentage Testers Failing	Percentage of Students Identified NOT Tested	Potential Bonus FTE Calculation
0011	THS	Benson, A	8209510	DIGITAL DESIGN 1	ADOBE023	ADOBE CERTIFIED PRO	X	0	3	3	0	0	0.2	\$3,066.88	100%	0%	0%	0.6
0011	THS	Benson, A	8209520	DIGITAL DESIGN 2	ADOBE023	ADOBE CERTIFIED PRO	X	0	12	12	0	0	0.2	\$12,267.50	100%	0%	0%	2.4
0011	THS	Benson, A	8209530	DIGITAL DESIGN 3	ADOBE023	ADOBE CERTIFIED PRO	X	11	3	3	0	8	0.2	\$3,066.88	100%	0%	73%	0.6
0011	THS	Benson, A	8209540	DIGITAL DESIGN 4	ADOBE023	ADOBE CERTIFIED PRO	X	0	1	1	0	0	0.2	\$1,022.29	100%	0%	0%	0.2
0011	THS	Benson, A	8209510	DIGITAL DESIGN 1	ADOBE024	ADOBE CERTIFIED PRO	X	99	59	59	0	40	0.2	\$60,315.23	100%	0%	40%	11.8
0011	THS	Benson, A	8209520	DIGITAL DESIGN 2	ADOBE024	ADOBE CERTIFIED PRO	X	0	25	25	0	0	0.2	\$25,557.30	100%	0%	0%	5
0011	THS	Benson, A	8209530	DIGITAL DESIGN 3	ADOBE024	ADOBE CERTIFIED PRO	X	0	1	1	0	0	0.2	\$1,022.29	100%	0%	0%	0.2
0011	THS	Benson, A	8209540	DIGITAL DESIGN 4	ADOBE025	ADOBE CERTIFIED PRO	X	3	2	2	0	1	0.2	\$2,044.58	100%	0%	33%	0.4
0011	THS	Curtis, W	8201540	TV PRODUCTION TE	ADOBE023	ADOBE CERTIFIED PRO	X	0	1	1	0	0	0.2	\$1,022.29	100%	0%	0%	0.2
0011	THS	Davenport, S	9101100	DISP: POL,FIRE,	FDMQA030	911 PUBLIC SAFETY T	X	22	10	9	1	12	0.2	\$9,200.63	90%	10%	55%	1.8
0011	THS	Krug, C	8400100	HSE DIR STUDY	FDMQA002	CERTIFIED NURSING A	X	9	8	7	1	1	0.1	\$3,578.02	88%	13%	11%	0.7
0011	THS	McBenton, E	9504120	AUTO MAINT/LT RP	NIASE077	ASE ENTRY-LEVEL - A	X	0	1	1	0	0	0.1	\$511.15	100%	0%	0%	0.1
0011	THS	McBenton, E	9504140	AUTO MAINT/LT RP	NIASE077	ASE ENTRY-LEVEL - A	X	13	3	2	1	10	0.1	\$1,022.29	67%	33%	77%	0.2
0011	THS	McBenton, E	9504110	AUTO MAINT/LT RP	NIASE078	ASE ENTRY-LEVEL - A	X	0	1	0	1	0	0.1	\$-	0%	100%	0%	0
0011	THS	McBenton, E	9504120	AUTO MAINT/LT RP	NIASE078	ASE ENTRY-LEVEL - A	X	0	2	1	1	0	0.1	\$511.15	50%	50%	0%	0.1
0011	THS	McBenton, E	9504140	AUTO MAINT/LT RP	NIASE078	ASE ENTRY-LEVEL - A	X	0	3	1	2	0	0.1	\$511.15	33%	67%	0%	0.1
0011	THS	McBenton, E	9504110	AUTO MAINT/LT RP	NIASE079	ASE ENTRY-LEVEL - A	X	0	1	1	0	0	0.1	\$511.15	100%	0%	0%	0.1
0011	THS	McBenton, E	9504120	AUTO MAINT/LT RP	NIASE079	ASE ENTRY-LEVEL - A	X	0	20	6	4	0	0.1	\$3,066.88	30%	70%	0%	0.6
0011	THS	McBenton, E	9504130	AUTO MAINT/LT RP	NIASE079	ASE ENTRY-LEVEL - A	X	12	3	0	3	9	0.1	\$-	0%	100%	75%	0
0011	THS	McBenton, E	9504140	AUTO MAINT/LT RP	NIASE079	ASE ENTRY-LEVEL - A	X	0	6	2	4	0	0.1	\$1,022.29	33%	67%	0%	0.2
0011	THS	McBenton, E	9504150	AUTO MAINT/LT RP	NIASE079	ASE ENTRY-LEVEL - A	X	0	1	0	1	0	0.1	\$-	0%	100%	0%	0
0011	THS	McBenton, E	9504110	AUTO MAINT/LT RP	NIASE080	ASE ENTRY-LEVEL - A	X	0	5	5	0	0	0.1	\$2,555.73	100%	0%	0%	0.5
0011	THS	McBenton, E	9504120	AUTO MAINT/LT RP	NIASE080	ASE ENTRY-LEVEL - A	X	0	38	23	15	0	0.1	\$11,756.36	61%	39%	0%	2.3
0011	THS	McBenton, E	9504140	AUTO MAINT/LT RP	NIASE080	ASE ENTRY-LEVEL - A	X	0	2	1	1	0	0.1	\$511.15	50%	50%	0%	0.1
0011	THS	McBenton, E	9504110	AUTO MAINT/LT RP	NIASE081	ASE ENTRY-LEVEL - A	X	0	1	1	0	0	0.1	\$511.15	100%	0%	0%	0.1
0011	THS	McBenton, E	9504120	AUTO MAINT/LT RP	NIASE081	ASE ENTRY-LEVEL - A	X	0	4	2	2	0	0.1	\$1,022.29	50%	50%	0%	0.2

**2022-2023 Titusville High School Industry Certification Testing Results**

Sch #	School	Teacher	Course #	Course Name	Cert #	Cert ID	Impacts School Grade	# Std Identified	Actual Participants	Pass	Fail	Didn't Test	Funding Weight	Potential CAPE Funding	Percentage of Testers Passing	Percentage Testers Failing	Percentage of Students Identified NOT Tested	Potential Bonus FTE Calculation
0011	THS	McBenton, E	9504140	AUTO MAINT/LT RP	NIASE081	ASE ENTRY-LEVEL - A	X	0	5	2	3	0	0.1	\$1,022.29	40%	60%	0%	0.2
0011	THS	McBenton, E	9504150	AUTO MAINT/LT RP	NIASE081	ASE ENTRY-LEVEL - A	X	0	1	0	1	0	0.1	\$-	0%	100%	0%	0
0011	THS	McBenton, E	9504110	AUTO MAINT/LT RP	NIASE082	ASE ENTRY-LEVEL - A	X	0	3	3	0	0	0.1	\$1,533.44	100%	0%	0%	0.3
0011	THS	McBenton, E	9504120	AUTO MAINT/LT RP	NIASE082	ASE ENTRY-LEVEL - A	X	0	17	7	10	0	0.1	\$3,578.02	41%	59%	0%	0.7
0011	THS	McBenton, E	9504130	AUTO MAINT/LT RP	NIASE082	ASE ENTRY-LEVEL - A	X	12	1	0	1	11	0.1	\$-	0%	100%	92%	0
0011	THS	McBenton, E	9504140	AUTO MAINT/LT RP	NIASE082	ASE ENTRY-LEVEL - A	X	0	1	0	1	0	0.1	\$-	0%	100%	0%	0
0011	THS	McBenton, E	9504150	AUTO MAINT/LT RP	NIASE082	ASE ENTRY-LEVEL - A	X	1	1	1	0	0	0.1	\$511.15	100%	0%	0%	0.1
0011	THS	McBenton, E	9504110	AUTO MAINT/LT RP	NIASE083	ASE ENTRY-LEVEL - A	X	0	2	2	0	0	0.1	\$1,022.29	100%	0%	0%	0.2
0011	THS	McBenton, E	9504120	AUTO MAINT/LT RP	NIASE083	ASE ENTRY-LEVEL - A	X	0	29	12	17	0	0.1	\$6,133.75	41%	59%	0%	1.2
0011	THS	McBenton, E	9504130	AUTO MAINT/LT RP	NIASE083	ASE ENTRY-LEVEL - A	X	0	1	1	0	0	0.1	\$511.15	100%	0%	0%	0.1
0011	THS	McBenton, E	9504140	AUTO MAINT/LT RP	NIASE083	ASE ENTRY-LEVEL - A	X	0	4	1	3	0	0.1	\$511.15	25%	75%	0%	0.1
0011	THS	McBenton, E	9504120	AUTO MAINT/LT RP	NIASE084	ASE ENTRY-LEVEL - A	X	0	1	1	0	0	0.1	\$511.15	100%	0%	0%	0.1
0011	THS	McBenton, E	9504130	AUTO MAINT/LT RP	NIASE084	ASE ENTRY-LEVEL - A	X	0	1	1	0	0	0.1	\$511.15	100%	0%	0%	0.1
0011	THS	McBenton, E	9504140	AUTO MAINT/LT RP	NIASE084	ASE ENTRY-LEVEL - A	X	0	2	2	0	0	0.1	\$1,022.29	100%	0%	0%	0.2
0011	THS	McBenton, E	9504110	AUTO MAINT/LT RP	NIASE085	ASE ENTRY-LEVEL - A	X	0	2	2	0	0	0.1	\$1,022.29	100%	0%	0%	0.2
0011	THS	McBenton, E	9504120	AUTO MAINT/LT RP	NIASE085	ASE ENTRY-LEVEL - A	X	0	13	5	8	0	0.1	\$2,555.73	38%	62%	0%	0.5
0011	THS	McBenton, E	9504130	AUTO MAINT/LT RP	NIASE085	ASE ENTRY-LEVEL - A	X	12	6	3	3	6	0.1	\$1,533.44	50%	50%	50%	0.3
0011	THS	McBenton, E	9504140	AUTO MAINT/LT RP	NIASE085	ASE ENTRY-LEVEL - A	X	0	4	2	2	0	0.1	\$1,022.29	50%	50%	0%	0.2
0011	THS	Noble, M	8800520	CULINARY ARTS 2	NRAEF003	CERTIFIED FOOD PROT	X	47	46	43	3	1	0.2	\$43,958.56	93%	7%	2%	8.6
0011	THS	Noble, M	8800510	CULINARY ARTS 1	NRFP001	CERTIFIED FOOD SAFE	X	0	89	50	39	0	0.2	\$51,114.60	56%	44%	0%	10
0011	THS	Stone, R	9003480	CPT NETWK FUND	CERTI015	INFORMATION TECHNOL	X	9	9	2	7	0	0.1	\$1,022.29	22%	78%	0%	0.2
								<b>250</b>	<b>454</b>	<b>309</b>	<b>145</b>	<b>99</b>		<b>\$264,773.63</b>				<b>51.8</b>

EOC
FTE Funding Multiplier .1
FTE Funding Multiplier .2

# Titusville High School EOC Tests





***#This page intentionally left blank#***

# Viera High School

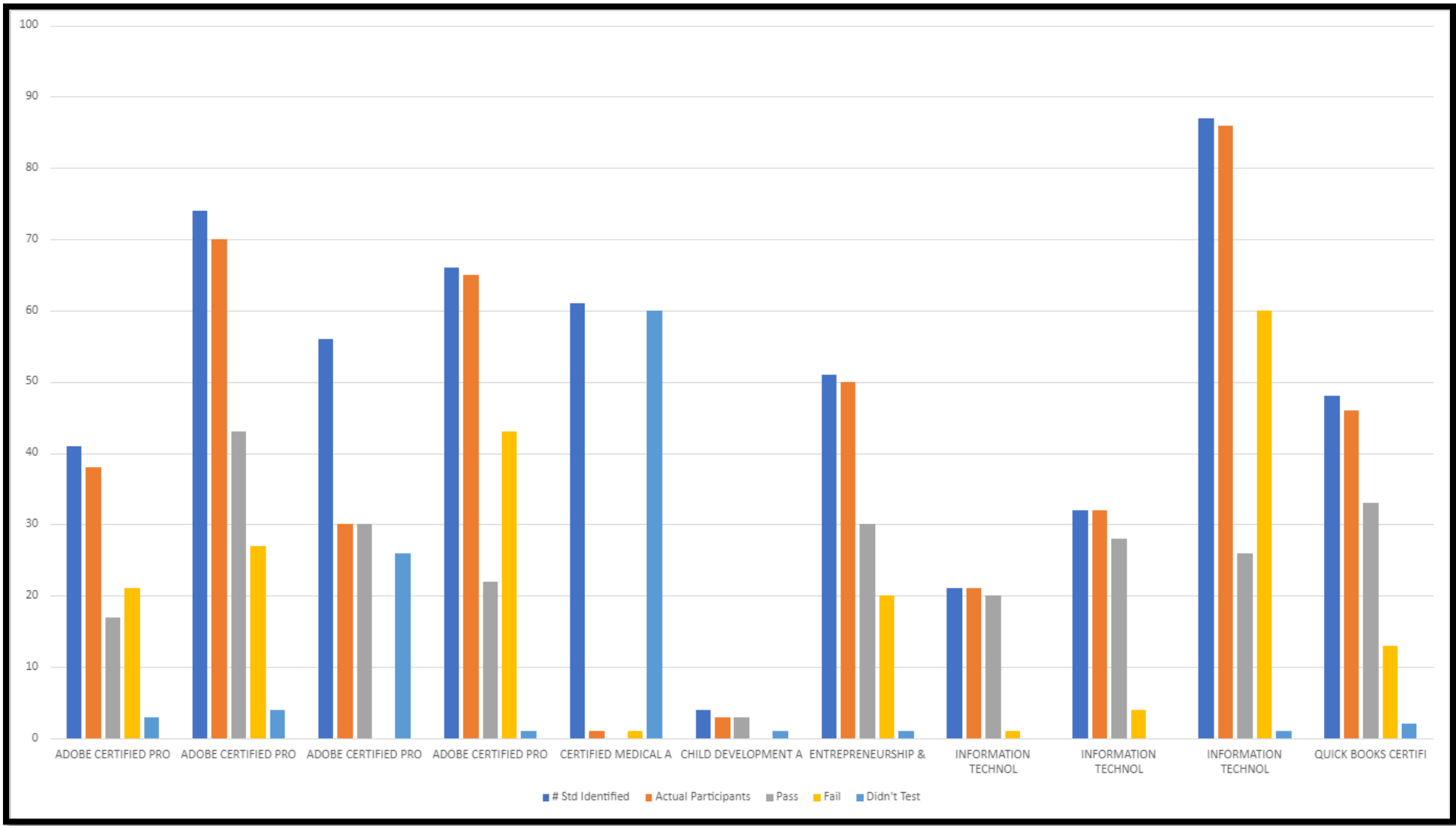
## 2022-2023 Viera High School Industry Certification Testing Results

Sch #	School	Teacher	Course #	Course Name	Cert #	Cert ID	Impacts School Grade	# Std Identified	Actual Participants	Pass	Fail	Didn't Test	Funding Weight	Potential CAPE Funding	Percentage of Testers Passing	Percentage Testers Failing	Percentage of Students Identified NOT Tested	Potential Bonus FTE Calculation
1171	VHS	Alencewicz, J	8417120	EXERCISE SCIENCE	NATHA002	CERTIFIED EKG TECHN	X	17	17	8	9	0	0.1	\$4,089.17	47%	53%	0%	0.8
1171	VHS	Dohmen, J	9007510	WEB PROGRAMMING	CERTIO08	INFORMATION TECHNOL	X	0	30	9	21	0	0.2	\$9,200.63	30%	70%	0%	1.8
1171	VHS	Dohmen, J	9007520	JAVASCRIPT PROGR	CERTIO10	INFORMATION TECHNOL	X	21	21	20	1	0	0.2	\$20,445.84	95%	5%	0%	4
1171	VHS	Dohmen, J	9007510	WEB PROGRAMMING	CERTIO11	INFORMATION TECHNOL	X	32	32	28	4	0	0.1	\$14,312.09	88%	13%	0%	2.8
1171	VHS	Dohmen, J	0200335	AP COMPUTER SCI	CERTIO12	INFORMATION TECHNOL	X	0	27	14	13	0	0.2	\$14,312.09	52%	48%	0%	2.8
1171	VHS	Dohmen, J	9007210	FOUND OF PROGRAM	CERTIO12	INFORMATION TECHNOL	X	87	86	26	60	1	0.2	\$26,579.59	30%	70%	1%	5.2
1171	VHS	Formanek, D	8207310	DIGITAL INFO TEC	INTUT002	ENTREPRENEURSHIP &	X	51	50	30	20	1	0.2	\$30,668.76	60%	40%	2%	6
1171	VHS	Formanek, D	8815120	PERSONAL FINANCE	INTUT002	ENTREPRENEURSHIP &	X	0	46	33	13	0	0.2	\$33,735.64	72%	28%	0%	6.6
1171	VHS	Formanek, D	8815150	BUS COMM & TECH	INTUT002	ENTREPRENEURSHIP &	X	0	49	40	9	0	0.2	\$40,891.68	82%	18%	0%	8
1171	VHS	Garrison, C	8400100	HSE DIR STUDY	NATHA002	CERTIFIED EKG TECHN	X	0	3	0	3	0	0.1	\$-	0%	100%	0%	0
1171	VHS	Garrison, C	8417141	DENTAL AIDE 3	NATHA002	CERTIFIED EKG TECHN	X	61	60	22	38	1	0.1	\$11,245.21	37%	63%	0%	2.2
1171	VHS	Garrison, C	8417141	DENTAL AIDE 3	NATHA003	CERTIFIED MEDICAL A	X	0	1	0	1	0	0.1	\$-	0%	100%	98%	0
1171	VHS	Henry, F	8801101	NUTRITION & FOOD	NRAEF003	CERTIFIED FOOD PROT	X	0	83	22	61	0	0.2	\$22,490.42	27%	73%	0%	4.4
1171	VHS	Jones, A	8201620	DIG MEDIA/MM MG	ADOBE023	ADOBE CERTIFIED PRO	X	0	43	29	14	0	0.2	\$29,646.47	67%	33%	0%	5.8
1171	VHS	Jones, A	8201210	DIG MEDIA/MM FOU	ADOBE024	ADOBE CERTIFIED PRO	X	41	38	17	21	3	0.2	\$17,378.96	45%	55%	7%	3.4
1171	VHS	Jones, A	8201620	DIG MEDIA/MM MG	ADOBE024	ADOBE CERTIFIED PRO	X	0	1	0	1	0	0.2	\$-	0%	100%	0%	0
1171	VHS	Mantecon, J	8201210	DIG MEDIA/MM FOU	ADOBE024	ADOBE CERTIFIED PRO	X	56	30	30	0	26	0.2	\$30,668.76	100%	0%	46%	6
1171	VHS	Mantecon, J	8203310	ACCOUNTING APPS	INTUT001	QUICK BOOKS CERTIFI	X	48	46	33	13	2	0.2	\$33,735.64	72%	28%	4%	6.6
1171	VHS	Mantecon, J	8827110	MARKETING ESSENT	INTUT002	ENTREPRENEURSHIP &	X	0	31	20	11	0	0.2	\$20,445.84	65%	35%	0%	4
1171	VHS	Mantecon, J	8827110	MARKETING ESSENT	PRMIN004	PMI PROJECT MANAGEM	X	31	31	8	23	0	0.2	\$8,178.34	26%	74%	0%	1.6
1171	VHS	Nemetz, R	8201510	TV PRODUCTION TE	ADOBE023	ADOBE CERTIFIED PRO	X	0	1	0	1	0	0.2	\$-	0%	100%	0%	0
1171	VHS	Nemetz, R	8201520	TV PRODUCTION TE	ADOBE023	ADOBE CERTIFIED PRO	X	0	16	6	10	0	0.2	\$6,133.75	38%	63%	0%	1.2
1171	VHS	Perdue, A	8201210	DIG MEDIA/MM FOU	ADOBE024	ADOBE CERTIFIED PRO	X	74	70	43	27	4	0.2	\$43,958.56	61%	39%	5%	8.6
1171	VHS	Perdue, A	8201610	DIG MEDIA/MM WEB	ADOBE025	ADOBE CERTIFIED PRO	X	66	65	22	43	1	0.2	\$22,490.42	34%	66%	2%	4.4
1171	VHS	Zeppieri, M	8405140	EARLY CHILDHOOD	CPREC001	CHILD DEVELOPMENT A	X	4	3	3	0	1	0.2	\$3,066.88	100%	0%	25%	0.6

**572   880   463   417   99   \$443,674.73   86.8**

EOC
FTE Funding Multiplier .1
FTE Funding Multiplier .2

# Viera High School EOC Tests



***#This page intentionally left blank#***

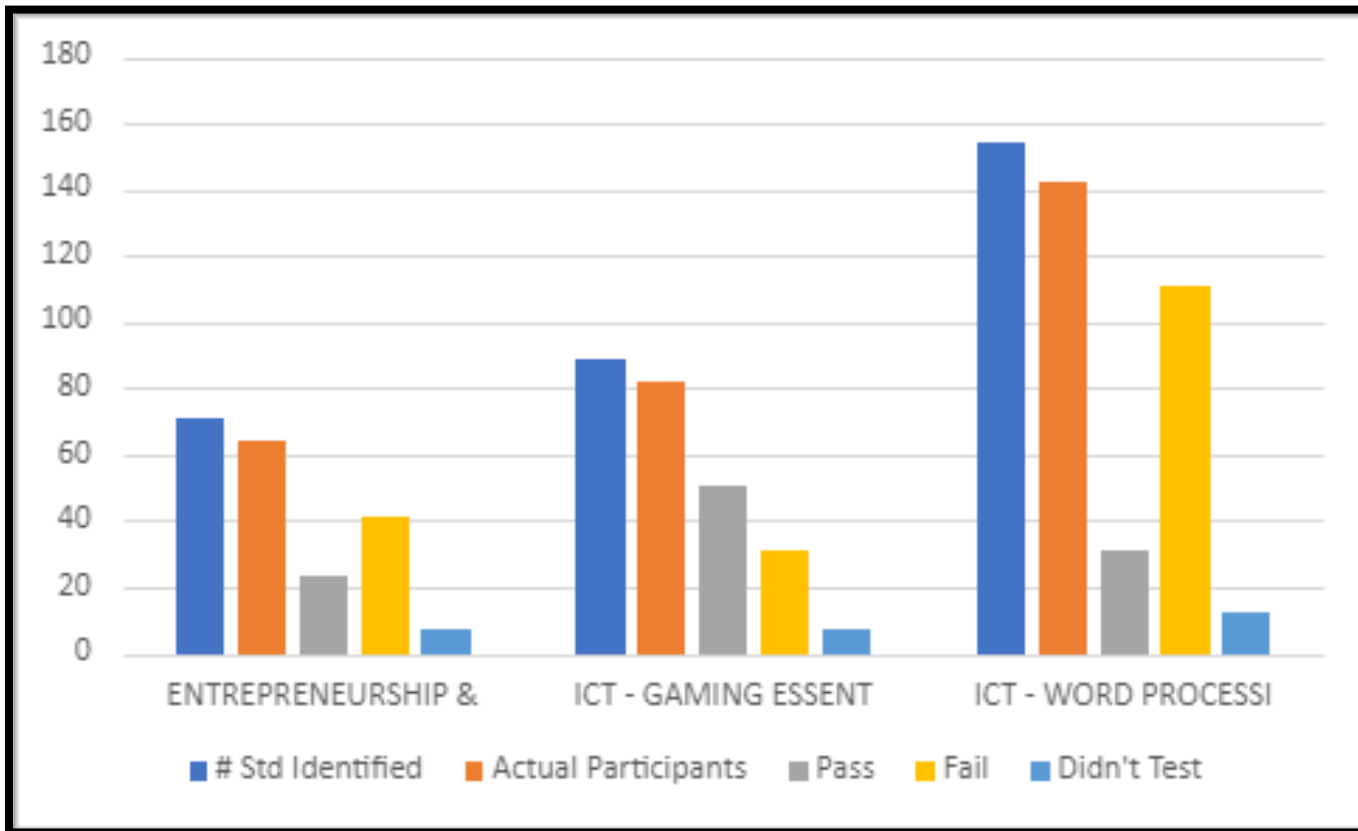
# Industry Certification Results



# Central Middle School

2022-2023 Central Middle School Industry Certification and Digital Tool Testing Results																			
Sch #	School	Teacher	Course #	Course Name	Cert #	Cert ID	Impacts School Grade	# Std Identified	Actual Participants	Pass	Fail	Didn't Test	Funding Weight	Potential CAPE Funding	Percentage of Testers Passing	Percentage Testers Failing	Percentage of Students Identified NOT Tested	Potential Bonus FTE Calculation	
3021	CMS	Wood, K	9009200	CODING FUNDAMENT	PROSO802	ICT - GAMING ESSENT		89	82	51	31	7	0.025	\$6,517.11	62%	38%	8%	1.275	
3021	CMS	Wood, K	9009200	CODING FUNDAMENT	PROSO804	ICT - PROGRAMMING &		0	49	37	12	0	0.025	\$4,728.10	76%	24%	0%	0.925	
3021	CMS	Wood, K	9009200	CODING FUNDAMENT	PROSO805	ICT - WEB DESIGN ES		0	44	20	24	0	0.025	\$2,555.73	45%	55%	0%	0.5	
3021	CMS	Wood, K	9009200	CODING FUNDAMENT	PROSO807	ICT - COMPUTING ESS		0	83	25	58	0	0.025	\$3,194.66	30%	70%	0%	0.625	
3021	CMS	Wood, K	9009200	CODING FUNDAMENT	PROSO808	ICT - CYBERSECURITY		0	3	3	0	0	0.025	\$383.36	100%	0%	0%	0.075	
3021	CMS	Wood, K	8200520	CPTR APPL BUS 1	PROSO803	ICT - MULTIMEDIA ES		0	1	1	0	0	0.025	\$127.79	100%	0%	0%	0.025	
3021	CMS	Wood, K	8200520	CPTR APPL BUS 1	PROSO808	ICT - CYBERSECURITY		0	8	4	4	0	0.025	\$511.15	50%	50%	0%	0.1	
3021	CMS	Wood, K	8200520	CPTR APPL BUS 1	PROSO809	ICT - SPREADSHEET E		167	16	6	10	151	0.025	\$766.72	38%	63%	90%	0.15	
3021	CMS	Wood, K	8200520	CPTR APPL BUS 1	PROSO810	ICT - WORD PROCESSI		154	142	31	111	12	0.025	\$3,961.38	22%	78%	8%	0.775	
3021	CMS	Wood, K	8207310	DIGITAL INFO TEC	CERTI010	INFORMATION TECHNOL	X	0	7	0	7	0	0.100	\$-	0%	100%	0%	0	
3021	CMS	Wood, K	8207310	DIGITAL INFO TEC	INTUT002	ENTREPRENEURSHIP &	X	71	64	23	41	7	0.200	\$23,512.72	36%	64%	10%	4.6	
3021	CMS	Wood, K	8207310	DIGITAL INFO TEC	MICRO801	MICROSOFT OFFICE SP		0	5	2	3	0	0.025	\$255.57	40%	60%	0%	0.05	
3021	CMS	Wood, K	8207310	DIGITAL INFO TEC	MICRO802	MICROSOFT OFFICE SP		0	58	14	44	0	0.025	\$1,789.01	24%	76%	0%	0.35	
3021	CMS	Wood, K	8207310	DIGITAL INFO TEC	MICRO803	MICROSOFT OFFICE SP		0	13	6	7	0	0.025	\$766.72	46%	54%	0%	0.15	
<b>Totals</b>								<b>481</b>	<b>575</b>	<b>223</b>	<b>352</b>	<b>177</b>		<b>\$49,070.02</b>				<b>9.60</b>	
EOC																			
Digital Tool																			
Industry Certification																			

## Central Middle School EOC Tests

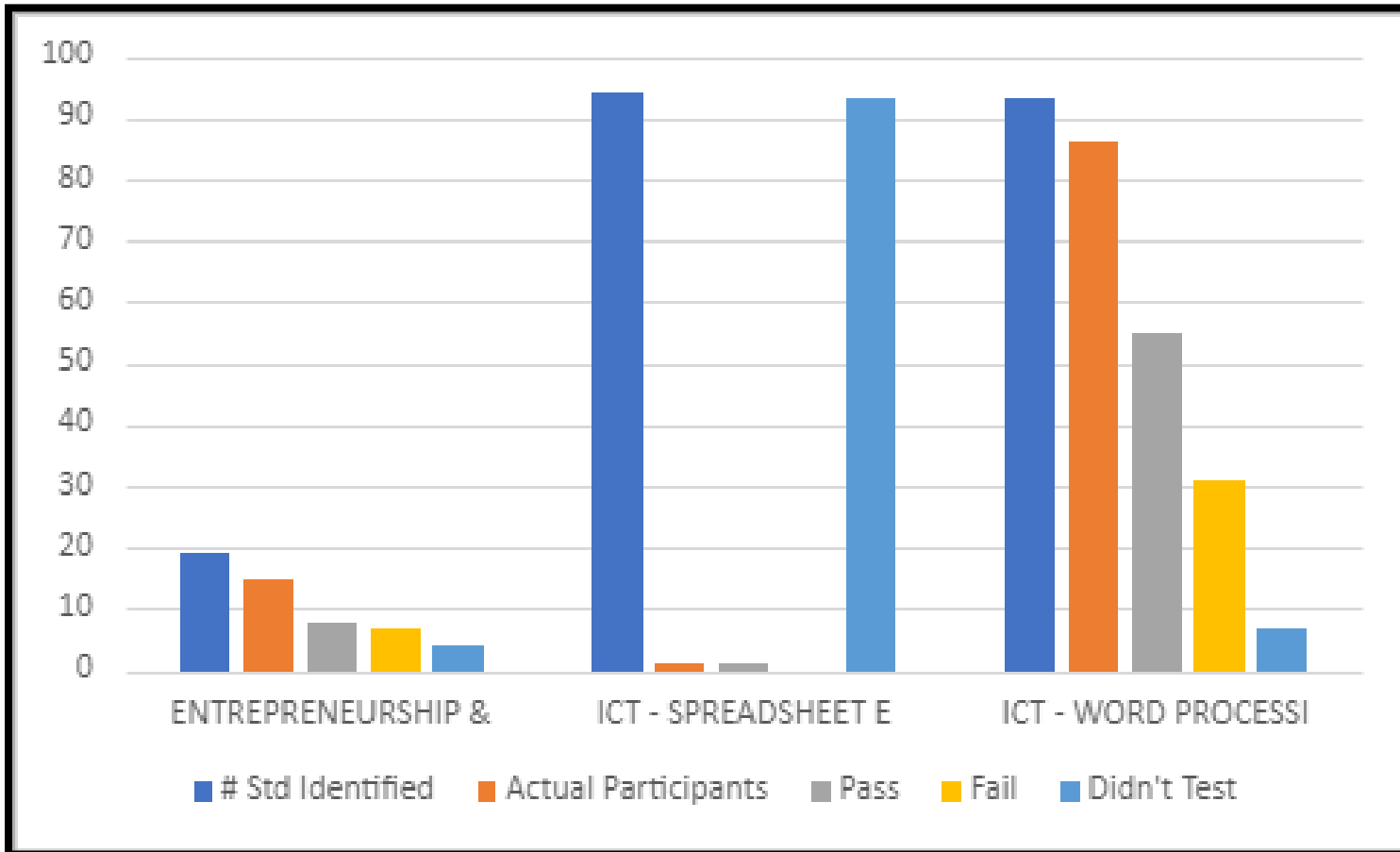


# Cocoa High School (Jr. High)

2022-2023 Cocoa Jr. High School Industry Certification and Digital Tool Testing Results																			
Sch #	School	Teacher	Course #	Course Name	Cert #	Cert ID	Impacts School Grade	# Std Identified	Actual Participants	Pass	Fail	Didn't Test	Funding Weight	Potential CAPE Funding	Percentage of Testers Passing	Percentage Testers Failing	Percentage of Students Identified NOT Tested	Potential Bonus FTE Calculation	
1121	CHS	Hamlett, R	8207310	DIGITAL INFO TEC	INTUT002	ENTREPRENEURSHIP &	X	19	15	8	7	4	0.2	\$8,178.34	53%	47%	21%	1.6	
1121	CHS	Hamlett, R	8207310	DIGITAL INFO TEC	MICRO801	MICROSOFT OFFICE SP		0	3	0	3	0	0.025	\$-	0%	100%	0%	0	
1121	CHS	Hamlett, R	8207310	DIGITAL INFO TEC	MICRO802	MICROSOFT OFFICE SP		0	12	5	7	0	0.025	\$638.93	42%	58%	0%	0.125	
1121	CHS	Hamlett, R	8207310	DIGITAL INFO TEC	MICRO803	MICROSOFT OFFICE SP		0	13	4	9	0	0.025	\$511.15	31%	69%	0%	0.1	
1121	CHS	Ocker, D	8200210	CPTR APPL BUSINE	PROSO801	ICT DATABASE ESSE		0	1	1	0	0	0.025	\$127.79	100%	0%	0%	0.025	
1121	CHS	Ocker, D	8200520	CPTR APPL BUS 1	PROSO801	ICT DATABASE ESSE		0	37	27	10	0	0.025	\$3,450.24	73%	27%	0%	0.675	
1121	CHS	Ocker, D	8200520	CPTR APPL BUS 1	PROSO803	ICT MULTIMEDIA ES		0	29	25	4	0	0.025	\$3,194.66	86%	14%	0%	0.625	
1121	CHS	Ocker, D	8200520	CPTR APPL BUS 1	PROSO806	ICT - COMMUNICATION		0	48	40	8	0	0.025	\$5,111.46	83%	17%	0%	1	
1121	CHS	Ocker, D	8200210	CPTR APPL BUSINE	PROSO808	ICT - CYBERSECURITY		0	1	1	0	0	0.025	\$127.79	100%	0%	0%	0.025	
1121	CHS	Ocker, D	8200520	CPTR APPL BUS 1	PROSO808	ICT - CYBERSECURITY		0	19	19	0	0	0.025	\$2,427.94	100%	0%	0%	0.475	
1121	CHS	Ocker, D	8200210	CPTR APPL BUSINE	PROSO809	ICT - SPREADSHEET E		94	1	1	0	93	0.025	\$127.79	100%	0%	99%	0.025	
1121	CHS	Ocker, D	8200520	CPTR APPL BUS 1	PROSO809	ICT - SPREADSHEET E		0	74	44	30	0	0.025	\$5,622.61	59%	41%	0%	1.1	
1121	CHS	Ocker, D	8200520	CPTR APPL BUS 1	PROSO810	ICT - WORD PROCESSI		93	86	55	31	7	0.025	\$7,028.26	64%	36%	8%	1.375	
<b>Totals</b>								<b>206</b>	<b>339</b>	<b>230</b>	<b>109</b>	<b>104</b>		<b>\$36,546.94</b>				<b>7.15</b>	
EOC																			
Digital Tool																			
Industry Certification																			



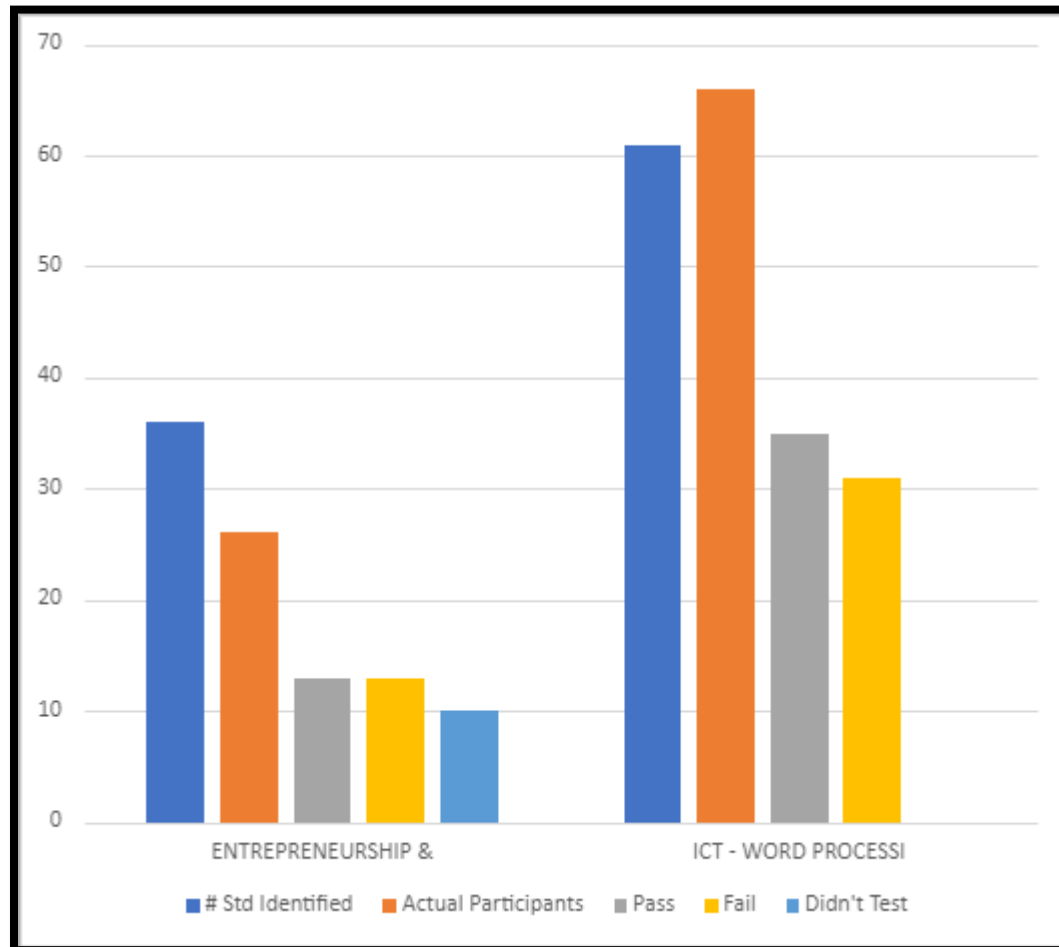
## Cocoa High School (Jr. High) EOC Tests



# Cocoa Beach (Jr. High)

2022-2023 Cocoa Beach Jr. High School Industry Certification and Digital Tool Testing Results																		
Sch #	School	Teacher	Course #	Course Name	Cert #	Cert ID	Impacts School Grade	# Std Identified	Actual Participants	Pass	Fail	Didn't Test	Funding Weight	Potential CAPE Funding	Percentage of Testers Passing	Percentage Testers Failing	Percentage of Students Identified NOT Tested	Potential Bonus FTE Calculation
5011	CBHS	McCully, C	8207310	DIGITAL INFO TEC	INTUT002	ENTREPRENEURSHIP &	X	36	26	13	13	10	0.2	\$13,289.80	50%	50%	28%	2.6
5011	CBHS	McCully, C	8207310	DIGITAL INFO TEC	MICRO801	MICROSOFT OFFICE SP		0	8	8	0	0	0.025	\$1,022.29	100%	0%	0%	0.2
5011	CBHS	McCully, C	8207310	DIGITAL INFO TEC	MICRO802	MICROSOFT OFFICE SP		0	9	9	0	0	0.025	\$1,150.08	100%	0%	0%	0.225
5011	CBHS	McCully, C	8207310	DIGITAL INFO TEC	MICRO803	MICROSOFT OFFICE SP		0	8	8	0	0	0.025	\$1,022.29	100%	0%	0%	0.2
5011	CBHS	McCully, C	8200520	CPTR APPL BUS 1	PROSO803	ICT MULTIMEDIA ES		0	24	19	5	0	0.025	\$2,427.94	79%	21%	0%	0.475
5011	CBHS	McCully, C	8200520	CPTR APPL BUS 1	PROSO809	ICT - SPREADSHEET E		0	26	12	14	0	0.025	\$1,533.44	46%	54%	0%	0.3
5011	CBHS	McCully, C	8200520	CPTR APPL BUS 1	PROSO810	ICT - WORD PROCESSI		61	66	35	31	0	0.025	\$4,472.53	53%	47%	0%	0.875
<b>Totals</b>								<b>97</b>	<b>167</b>	<b>104</b>	<b>63</b>	<b>10</b>		<b>\$24,918.37</b>				<b>4.88</b>
EOC																		
Digital Tool																		
Industry Certification																		

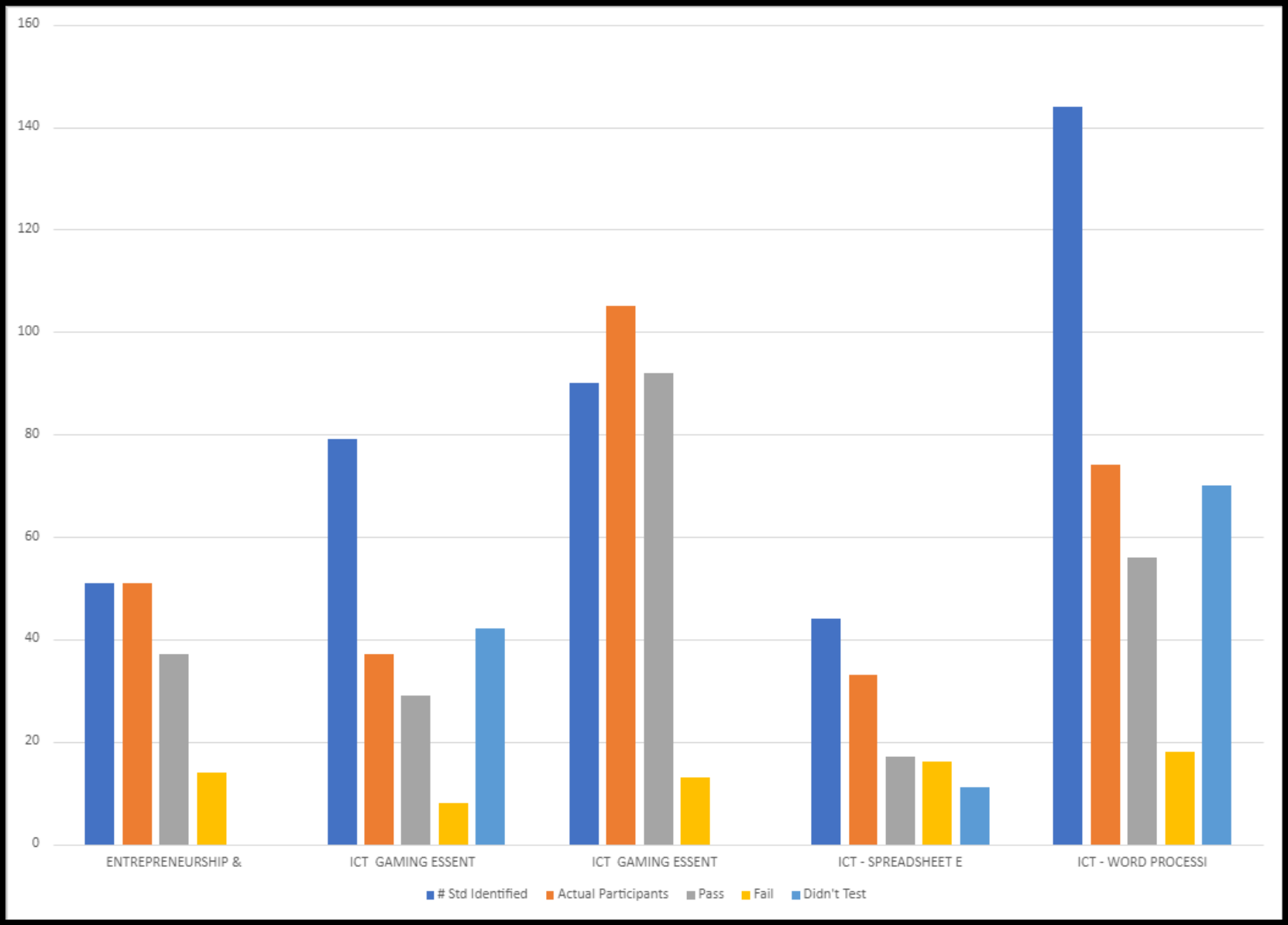
## Cocoa Beach (Jr. High) EOC Tests



# DeLaura Middle School

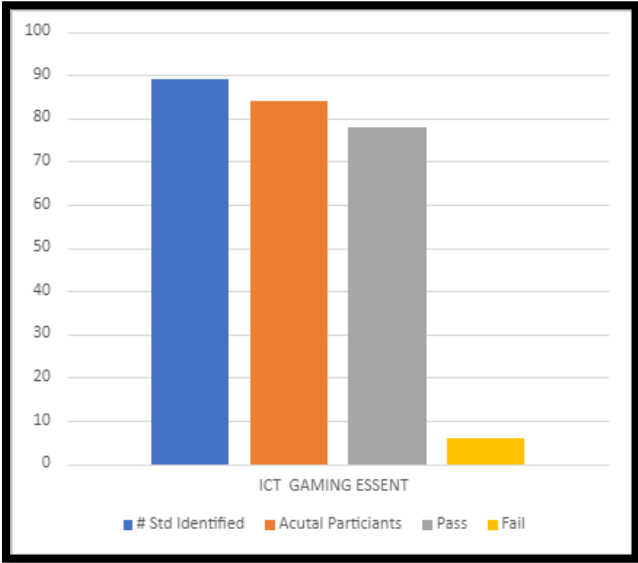
2022-2023 DeLaura Middle School Industry Certification and Digital Tool Testing Results																			
Sch #	School	Teacher	Course #	Course Name	Cert #	Cert ID	Impacts School Grade	# Strd Identified	Actual Participants	Pass	Fail	Didn't Test	Funding Weight	Potential CAPE Funding	Percentage of Testers Passing	Percentage Testers Failing	Percentage of Students Identified NOT Tested	Potential Bonus FTE Calculation	
6012	DMS	Monar, J	9009200	CODING FUNDAMENT	PROSO802	ICT GAMING ESSENT		79	37	29	8	42	0.025	\$3,705.81	78%	22%	53%	0.725	
6012	DMS	Monar, J	9100110	OR CAR&TEC OCCS	PROSO802	ICT GAMING ESSENT		90	105	92	13	0	0.025	\$11,756.36	88%	12%	0%	2.3	
6012	DMS	Monar, J	9009200	CODING FUNDAMENT	PROSO804	ICT PROGRAMMING &		0	37	25	12	0	0.025	\$3,194.66	68%	32%	0%	0.625	
6012	DMS	Monar, J	9100110	OR CAR&TEC OCCS	PROSO804	ICT PROGRAMMING &		0	94	80	14	0	0.025	\$10,222.92	85%	15%	0%	2	
6012	DMS	Monar, J	9009200	CODING FUNDAMENT	PROSO808	ICT - CYBERSECURITY		0	29	23	6	0	0.025	\$2,939.09	79%	21%	0%	0.575	
6012	DMS	Monar, J	9100110	OR CAR&TEC OCCS	PROSO808	ICT - CYBERSECURITY		0	36	29	7	0	0.025	\$3,705.81	81%	19%	0%	0.725	
6012	DMS	Schefcick, K	8207310	DIGITAL INFO TEC	INTUT002	ENTREPRENEURSHIP &	X	51	51	37	14	0	0.2	\$37,824.80	73%	27%	0%	7.4	
6012	DMS	Schefcick, K	8207310	DIGITAL INFO TEC	MICRO801	MICROSOFT OFFICE SP		0	18	10	8	0	0.025	\$1,277.87	56%	44%	0%	0.25	
6012	DMS	Schefcick, K	8207310	DIGITAL INFO TEC	MICRO802	MICROSOFT OFFICE SP		0	51	33	18	0	0.025	\$4,216.95	65%	35%	0%	0.825	
6012	DMS	Schefcick, K	8207310	DIGITAL INFO TEC	MICRO803	MICROSOFT OFFICE SP		0	51	33	18	0	0.025	\$4,216.95	65%	35%	0%	0.825	
6012	DMS	Schefcick, K	8200210	CPTR APPL BUSINE	PROSO801	ICT DATABASE ESSE		0	31	7	24	0	0.025	\$894.51	23%	77%	0%	0.175	
6012	DMS	Schefcick, K	8200520	CPTR APPL BUS 1	PROSO801	ICT DATABASE ESSE		0	64	22	42	0	0.025	\$2,811.30	34%	66%	0%	0.55	
6012	DMS	Schefcick, K	8200210	CPTR APPL BUSINE	PROSO803	ICT MULTIMEDIA ES		0	16	5	11	0	0.025	\$638.93	31%	69%	0%	0.125	
6012	DMS	Schefcick, K	8200210	CPTR APPL BUSINE	PROSO806	ICT - COMMUNICATION		0	10	6	4	0	0.025	\$766.72	60%	40%	0%	0.15	
6012	DMS	Schefcick, K	8200520	CPTR APPL BUS 1	PROSO806	ICT - COMMUNICATION		0	66	41	25	0	0.025	\$5,239.25	62%	38%	0%	1.025	
6012	DMS	Schefcick, K	8200210	CPTR APPL BUSINE	PROSO807	ICT - COMPUTING ESS		0	20	6	14	0	0.025	\$766.72	30%	70%	0%	0.15	
6012	DMS	Schefcick, K	8200520	CPTR APPL BUS 1	PROSO808	ICT - CYBERSECURITY		0	70	62	8	0	0.025	\$7,922.76	89%	11%	0%	1.55	
6012	DMS	Schefcick, K	8200210	CPTR APPL BUSINE	PROSO809	ICT - SPREADSHEET E		44	33	17	16	11	0.025	\$2,172.37	52%	48%	25%	0.425	
6012	DMS	Schefcick, K	8200520	CPTR APPL BUS 1	PROSO810	ICT - WORD PROCESSI		144	74	56	18	70	0.025	\$7,156.04	76%	24%	49%	1.4	
<b>Totals</b>								<b>408</b>	<b>893</b>	<b>613</b>	<b>280</b>	<b>123</b>		<b>\$111,429.83</b>				<b>21.8</b>	
EOC																			
Digital Tool																			
Industry Certification																			

# DeLaura Middle School EOC Tests



# Edgewood Jr/Sr High School

2022-2023 Edgewood Jr. / Sr. High School Industry Certification and Digital Tool Testing Results																		
Sch #	School	Teacher	Course #	Course Name	Cert #	Cert ID	Impacts School Grade	# Std Identified	Actual Participants	Pass	Fail	Didn't Test	Funding Weight	Potential CAPE Funding	Percentage of Testers Passing	Percentage Testers Failing	Percentage of Students Identified NOT Tested	Potential Bonus FTE Calculation
4021	EHS	Vickers, P	9009200	CODING FUNDAMENT	PROSO802	ICT GAMING ESSENT		89	84	78	6	5	0.025	\$9,967.35	93%	7%	6%	1.95
<b>Totals</b>								<b>89</b>	<b>84</b>	<b>78</b>	<b>6</b>	<b>5</b>	<b>\$9,967.35</b>	<b>93%</b>	<b>7%</b>	<b>6%</b>	<b>1.95</b>	



***#This page intentionally left blank#***

# Hoover Middle School

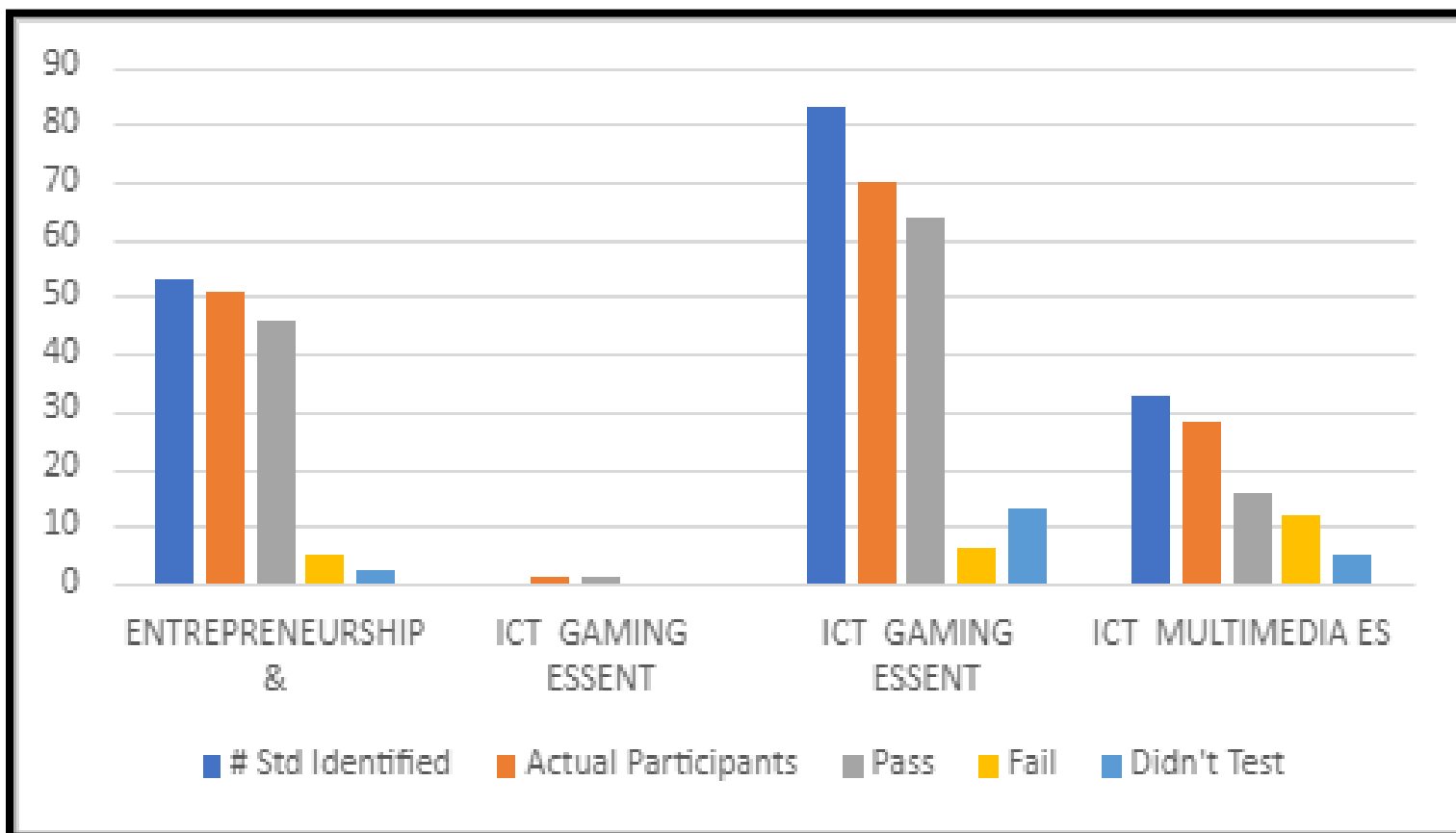
## 2022-2023 Hoover Middle School Industry Certification and Digital Tool Testing Results

Sch #	School	Teacher	Course #	Course Name	Cert #	Cert ID	Impacts School Grade	# Std Identified	Actual Participants	Pass	Fail	Didn't Test	Funding Weight	Potential CAPE Funding	Percentage of Testers Passing	Percentage Testers Failing	Percentage of Students Identified NOT Tested	Potential Bonus FTE Calculation
6082	HMS	Camic, M	9009600	DIGITAL DISCOVER	PROSO802	ICT GAMING ESSENT		0	1	1	0	0	0.025	\$127.79	100%	0%	0%	0.025
6082	HMS	Camic, M	9100110	OR CAR&TEC OCCS	PROSO802	ICT GAMING ESSENT		83	70	64	6	13	0.025	\$8,178.34	91%	9%	16%	1.6
6082	HMS	Camic, M	9100110	OR CAR&TEC OCCS	PROSO804	ICT PROGRAMMING &		0	81	65	16	0	0.025	\$8,306.12	80%	20%	0%	1.625
6082	HMS	Camic, M	9100110	OR CAR&TEC OCCS	PROSO805	ICT WEB DESIGN ES		0	3	3	0	0	0.025	\$383.36	100%	0%	0%	0.075
6082	HMS	Townsend, A	8207310	DIGITAL INFO TEC	INTUT002	ENTREPRENEURSHIP &	X	53	51	46	5	2	0.2	\$47,025.43	90%	10%	4%	9.2
6082	HMS	Townsend, A	8207310	DIGITAL INFO TEC	MICRO801	MICROSOFT OFFICE SP		0	47	42	5	0	0.025	\$5,367.03	89%	11%	0%	1.05
6082	HMS	Townsend, A	8207310	DIGITAL INFO TEC	MICRO802	MICROSOFT OFFICE SP		0	51	51	0	0	0.025	\$6,517.11	100%	0%	0%	1.275
6082	HMS	Townsend, A	8207310	DIGITAL INFO TEC	MICRO803	MICROSOFT OFFICE SP		0	51	51	0	0	0.025	\$6,517.11	100%	0%	0%	1.275
6082	HMS	Zimmerman, M	9009600	DIGITAL DISCOVER	PROSO803	ICT MULTIMEDIA ES		33	28	16	12	5	0.025	\$2,044.58	57%	43%	15%	0.4
6082	HMS	Zimmerman, M	9009600	DIGITAL DISCOVER	PROSO807	ICT - COMPUTING ESS		0	29	5	24	0	0.025	\$638.93	17%	83%	0%	0.125
6082	HMS	Zimmerman, M	9009600	DIGITAL DISCOVER	PROSO808	ICT - CYBERSECURITY		0	27	24	3	0	0.025	\$3,066.88	89%	11%	0%	0.6
<b>Totals</b>								<b>169</b>	<b>439</b>	<b>368</b>	<b>71</b>	<b>20</b>		<b>\$88,172.69</b>				<b>17.25</b>

EOC
Digital Tool
Industry Certification



# Hoover Middle School EOC Tests

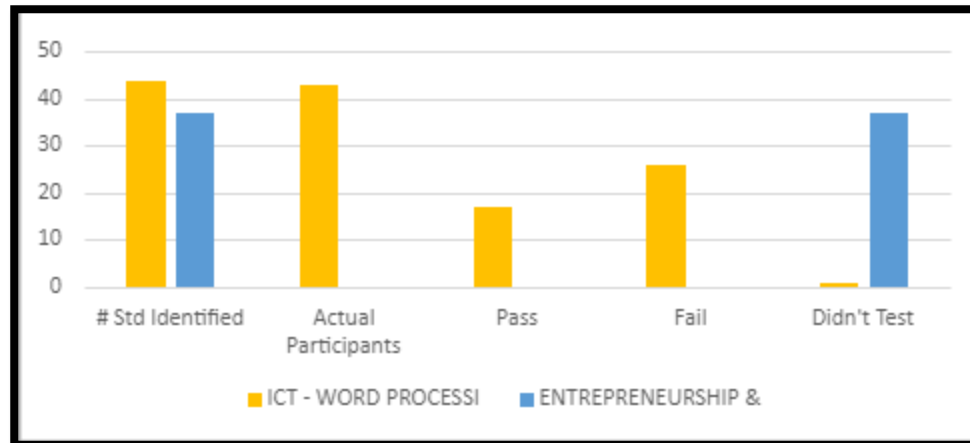


# Jackson Middle School

## 2022-2023 Jackson Middle School Industry Certification and Digital Tool Testing Results

Sch #	School	Teacher	Course #	Course Name	Cert #	Cert ID	Impacts School Grade	# Std Identified	Actual Participants	Pass	Fail	Didn't Test	Funding Weight	Potential CAPE Funding	Percentage of Testers Passing	Percentage Testers Failing	Percentage of Students Identified NOT Tested	Potential Bonus FTE Calculation
0141	JAMS	Theobald, S	8200520	CPTR APPL BUS 1	PROSO803	ICT MULTIMEDIA ES		0	5	0	5	0	0.025	\$-	0%	100%	0%	0
0141	JAMS	Theobald, S	8200520	CPTR APPL BUS 1	PROSO809	ICT - SPREADSHEET E		0	28	4	24	0	0.025	\$511.15	14%	86%	0%	0.1
0141	JAMS	Theobald, S	8200210	CPTR APPL BUSINE	PROSO810	ICT - WORD PROCESSI		26	1	0	1	25	0.025	\$-	0%	100%	96%	0
0141	JAMS	Theobald, S	8200520	CPTR APPL BUS 1	PROSO810	ICT - WORD PROCESSI		44	43	17	26	1	0.025	\$2,172.37	40%	60%	2%	0.425
0141	JAMS	Theobald, S	8207310	DIGITAL INFO TEC	INTUT002	ENTREPRENEURSHIP &	X	37	0	0	0	37	0.200	\$-	0%	100%	100%	0
<b>Totals</b>								<b>70</b>	<b>77</b>	<b>21</b>	<b>56</b>	<b>26</b>		<b>\$2,683.52</b>				<b>0.525</b>

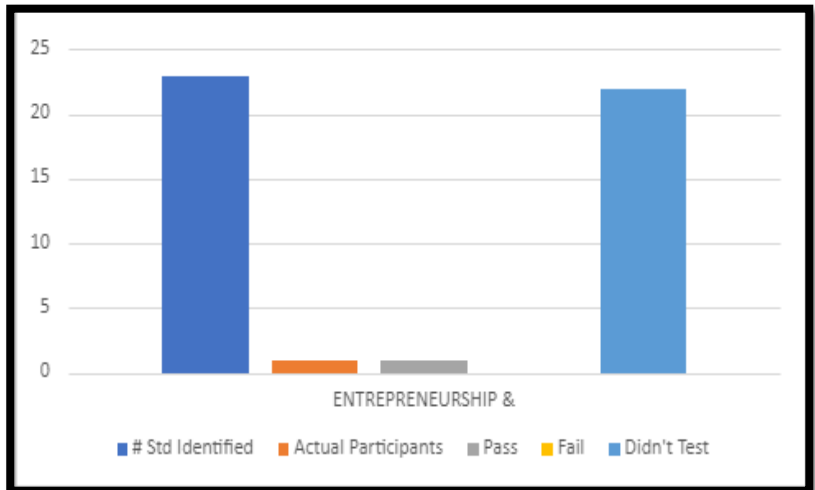
EOC
Digital Tool
Industry Certification
Replacement Teacher



# Jefferson Middle School

2022-2023 Jefferson Middle School Industry Certification and Digital Tool Testing Results																		
Sch #	School	Teacher	Course #	Course Name	Cert #	Cert ID	Impacts School Grade	# Std Identified	Actual Participants	Pass	Fail	Didn't Test	Funding Weight	Potential CAPE Funding	Percentage of Testers Passing	Percentage Testers Failing	Percentage of Students Identified NOT Tested	Potential Bonus FTE Calculation
4111	JEMS	Smoak, R	8207310	DIGITAL INFO TEC	CERTI010	INFORMATION TECHNOL		0	5	0	5	0	0.2	\$-	0%	100%	0%	0
4111	JEMS	Smoak, R	8207310	DIGITAL INFO TEC	INTUT002	ENTREPRENEURSHIP &	X	23	1	1	0	22	0.2	\$1,022.29	100%	0%	96%	0.2
4111	JEMS	Smoak, R	8207310	DIGITAL INFO TEC	MICRO801	MICROSOFT OFFICE SP		0	8	2	6	0	0.025	\$255.57	25%	75%	0%	0.05
4111	JEMS	Smoak, R	8207310	DIGITAL INFO TEC	MICRO802	MICROSOFT OFFICE SP		0	22	11	11	0	0.025	\$1,405.65	50%	50%	0%	0.275
4111	JEMS	Smoak, R	8207310	DIGITAL INFO TEC	MICRO803	MICROSOFT OFFICE SP		0	19	11	8	0	0.025	\$1,405.65	58%	42%	0%	0.275
4111	JEMS	Smoak, R	9009200	CODING FUNDAMENT	PROSO802	ICT GAMING ESSENT		106	110	34	76	0	0.025	\$4,344.74	31%	69%	0%	0.85
4111	JEMS	Smoak, R	9009200	CODING FUNDAMENT	PROSO804	ICT PROGRAMMING &		0	68	21	47	0	0.025	\$2,683.52	31%	69%	0%	0.525
4111	JEMS	Smoak, R	9009200	CODING FUNDAMENT	PROSO808	ICT - CYBERSECURITY		0	85	61	24	0	0.025	\$7,794.98	72%	28%	0%	1.525
<b>Totals</b>								<b>129</b>	<b>318</b>	<b>141</b>	<b>177</b>	<b>22</b>	<b>\$18,912.40</b>				<b>3.70</b>	

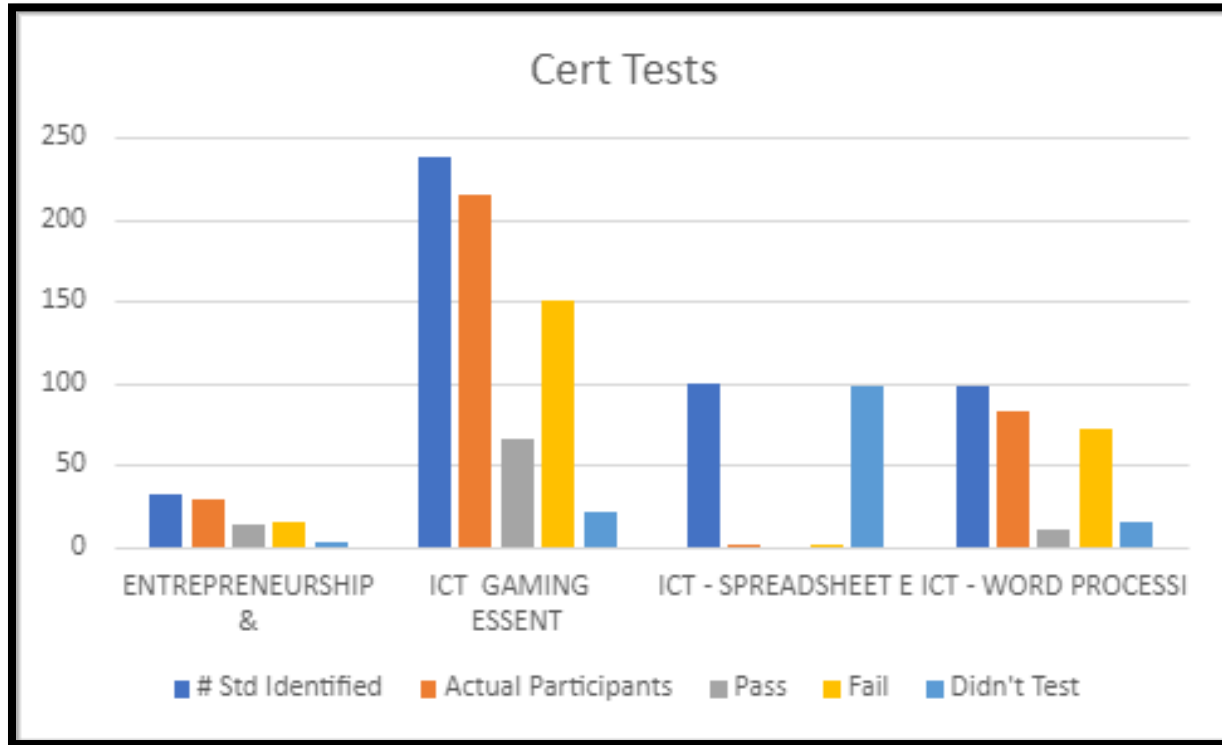
EOC
Digital Tool
Industry Certification



# Johnson Middle School

2022-2023 Johnson Middle School Industry Certification and Digital Tool Testing Results																		
Sch #	School	Teacher	Course #	Course Name	Cert #	Cert ID	Impacts School Grade	# Std Identified	Actual Participants	Pass	Fail	Didn't Test	Funding Weight	Potential CAPE Funding	Percentage of Testers Passing	Percentage Testers Failing	Percentage of Students Identified NOT Tested	Potential Bonus FTE Calculation
3031	JOMS	Jacobs, D	9009200	CODING FUNDAMENT	PROSO802	ICT GAMING ESSENT		238	216	66	150	22	0.025	\$8,433.91	31%	69%	9%	1.650
3031	JOMS	Jacobs, D	9009200	CODING FUNDAMENT	PROSO804	ICT PROGRAMMING &		0	109	41	68	0	0.025	\$5,239.25	38%	62%	0%	1.025
3031	JOMS	Jacobs, D	9009200	CODING FUNDAMENT	PROSO807	ICT - COMPUTING ESS		0	2	0	2	0	0.025	\$-	0%	100%	0%	0.000
3031	JOMS	Wong, A	8207310	DIGITAL INFO TEC	INTUT002	ENTREPRENEURSHIP &	X	32	29	14	15	3	0.2	\$14,312.09	48%	52%	9%	2.800
3031	JOMS	Wong, A	8207310	DIGITAL INFO TEC	MICRO802	MICROSOFT OFFICE SP		0	23	0	23	0	0.025	\$-	0%	100%	0%	0.000
3031	JOMS	Wong, A	8200520	CPTR APPL BUS 1	PROSO806	ICT - COMMUNICATION		0	97	27	70	0	0.025	\$3,450.24	28%	72%	0%	0.675
3031	JOMS	Wong, A	8200520	CPTR APPL BUS 1	PROSO807	ICT - COMPUTING ESS		0	76	4	72	0	0.025	\$511.15	5%	95%	0%	0.100
3031	JOMS	Wong, A	8200520	CPTR APPL BUS 1	PROSO808	ICT - CYBERSECURITY		0	98	79	19	0	0.025	\$10,095.13	81%	19%	0%	1.975
3031	JOMS	Wong, A	8200210	CPTR APPL BUSINE	PROSO809	ICT - SPREADSHEET E		100	1	0	1	99	0.025	\$-	0%	100%	99%	0.000
3031	JOMS	Wong, A	8200520	CPTR APPL BUS 1	PROSO809	ICT - SPREADSHEET E		99	79	31	48	20	0.025	\$3,961.38	39%	61%	20%	0.775
3031	JOMS	Wong, A	8200210	CPTR APPL BUSINE	PROSO810	ICT - WORD PROCESSI		0	1	0	1	0	0.025	\$-	0%	100%	0%	0.000
3031	JOMS	Wong, A	8200520	CPTR APPL BUS 1	PROSO810	ICT - WORD PROCESSI		99	83	11	72	16	0.025	\$1,405.65	13%	87%	16%	0.275
<b>Totals</b>								<b>568</b>	<b>814</b>	<b>273</b>	<b>541</b>	<b>160</b>		<b>\$47,408.79</b>				<b>9.275</b>
EOC																		
Digital Tool																		
Industry Certification																		

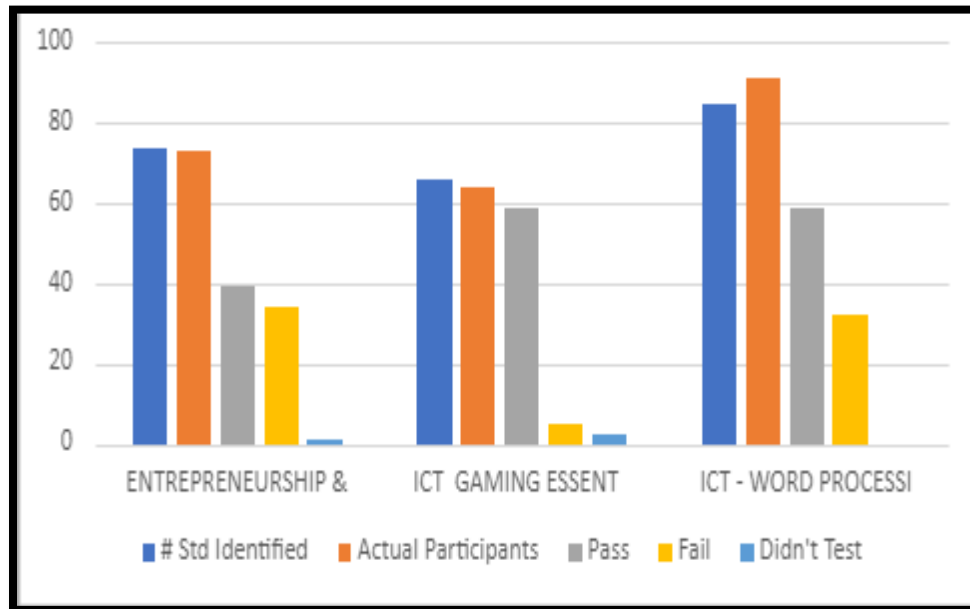
# Johnson Middle School EOC Tests



# Kennedy Middle School

2022-2023 Kennedy Middle School Industry Certification and Digital Tool Testing Results																		
Sch #	School	Teacher	Course #	Course Name	Cert #	Cert ID	Impacts School Grade	# Std Identified	Actual Participants	Pass	Fail	Didn't Test	Funding Weight	Potential CAPE Funding	Percentage of Testers Passing	Percentage Testers Failing	Percentage of Students Identified NOT Tested	Potential Bonus FTE Calculation
1101	KMS	Hill, R	9009200	CODING FUNDAMENT	PROSO802	ICT GAMING ESSENT		66	64	59	5	2	0.025	\$7,539.40	92%	8%	3%	1.475
1101	KMS	Hill, R	9009200	CODING FUNDAMENT	PROSO804	ICT PROGRAMMING &		0	60	57	3	0	0.025	\$7,283.83	95%	5%	0%	1.425
1101	KMS	Hill, R	9009200	CODING FUNDAMENT	PROSO807	ICT - COMPUTING ESS		0	64	40	24	0	0.025	\$5,111.46	63%	38%	0%	1
1101	KMS	Parker, M	8207310	DIGITAL INFO TEC	INTUT002	ENTREPRENEURSHIP &	X	74	73	39	34	1	0.200	\$39,869.39	53%	47%	1%	7.8
1101	KMS	Parker, M	8207310	DIGITAL INFO TEC	MICRO802	MICROSOFT OFFICE SP		0	47	12	35	0	0.025	\$1,533.44	26%	74%	0%	0.3
1101	KMS	Parker, M	8200520	CPTR APPL BUS 1	PROSO803	ICT MULTIMEDIA ES		0	1	0	1	0	0.025	\$-	0%	100%	0%	0
1101	KMS	Parker, M	8200520	CPTR APPL BUS 1	PROSO808	ICT - CYBERSECURITY		0	1	1	0	0	0.025	\$127.79	100%	0%	0%	0.025
1101	KMS	Parker, M	8200520	CPTR APPL BUS 1	PROSO809	ICT - SPREADSHEET E		0	80	26	54	0	0.025	\$3,322.45	33%	68%	0%	0.65
1101	KMS	Parker, M	8200520	CPTR APPL BUS 1	PROSO810	ICT - WORD PROCESSI		85	91	59	32	0	0.025	\$7,539.40	65%	35%	0%	1.475
<b>Totals</b>								<b>225</b>	<b>481</b>	<b>293</b>	<b>188</b>	<b>3</b>		<b>\$72,327.16</b>				<b>14.15</b>
EOC																		
Digital Tool																		
Industry Certification																		

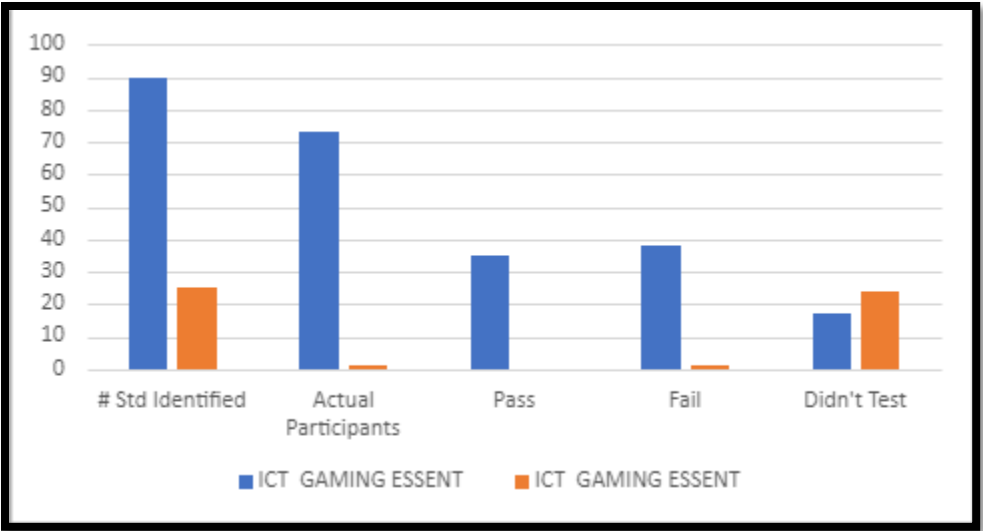
## Kennedy Middle School EOC Tests



# Madison Middle School

2022-2023 Madison Middle School Industry Certification and Digital Tool Testing Results																			
Sch #	School	Teacher	Course #	Course Name	Cert #	Cert ID	Impacts School Grade	# Std Identified	Actual Participants	Pass	Fail	Didn't Test	Funding Weight	Potential CAPE Funding	Percentage of Testers Passing	Percentage Testers Failing	Percentage of Students Identified NOT Tested	Potential Bonus FTE Calculation	
0052	MAMS	McHugh, W	9009200	CODING FUNDAMENT	PROSO802	ICT GAMING ESSENT		90	73	35	38	17	0.025	\$4,472.53	48%	52%	19%	0.875	
0052	MAMS	McHugh, W	9100110	OR CAR&TEC OCCS	PROSO802	ICT GAMING ESSENT		25	1	0	1	24	0.025	\$-	0%	100%	96%	0	
0052	MAMS	McHugh, W	9009200	CODING FUNDAMENT	PROSO804	ICT PROGRAMMING &		0	83	37	46	0	0.025	\$4,728.10	45%	55%	0%	0.925	
<b>Totals</b>								<b>115</b>	<b>157</b>	<b>72</b>	<b>85</b>	<b>41</b>		<b>\$9,200.63</b>				<b>1.80</b>	

EOC
Digital Tool
Industry Certification



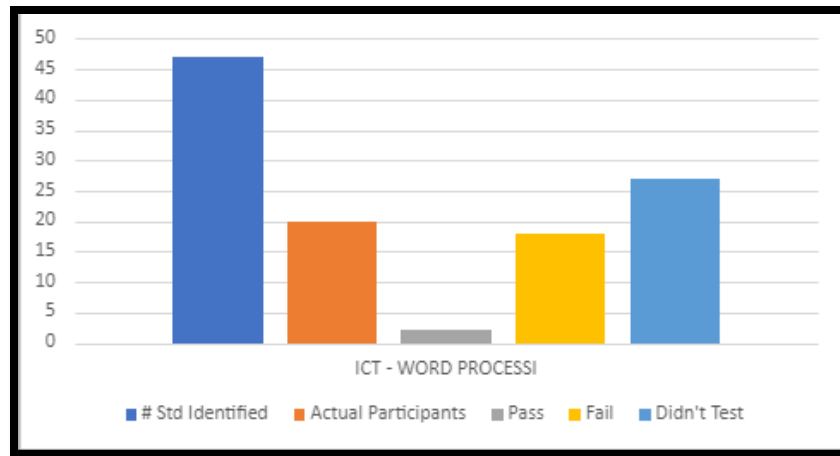


# McNair Middle School

**2022-2023 McNair Middle School Industry Certification and Digital Tool Testing Results**

Sch #	School	Teacher	Course #	Course Name	Cert #	Cert ID	Impacts School Grade	# Std Identified	Actual Participants	Pass	Fail	Didn't Test	Funding Weight	Potential CAPE Funding	Percentage of Testers Passing	Percentage Testers Failing	Percentage of Students Identified NOT Tested	Potential Bonus FTE Calculation
1081	MCMS	Reyes, J	8200520	CPTR APPL BUS 1	PROSO803	ICT MULTIMEDIA ES		0	22	1	21	0	0.025	\$127.79	5%	95%	0%	0.025
1081	MCMS	Reyes, J	8200520	CPTR APPL BUS 1	PROSO806	ICT - COMMUNICATION		0	19	2	17	0	0.025	\$255.57	11%	89%	0%	0.05
1081	MCMS	Reyes, J	8200520	CPTR APPL BUS 1	PROSO807	ICT - COMPUTING ESS		0	23	4	19	0	0.025	\$511.15	17%	83%	0%	0.1
1081	MCMS	Reyes, J	8200520	CPTR APPL BUS 1	PROSO808	ICT - CYBERSECURITY		0	40	30	10	0	0.025	\$3,833.60	75%	25%	0%	0.75
1081	MCMS	Reyes, J	8200520	CPTR APPL BUS 1	PROSO809	ICT - SPREADSHEET E		0	17	1	16	0	0.025	\$127.79	6%	94%	0%	0.025
1081	MCMS	Reyes, J	8200520	CPTR APPL BUS 1	PROSO810	ICT - WORD PROCESSI		47	20	2	18	27	0.025	\$255.57	10%	90%	57%	0.05
<b>Totals</b>								<b>47</b>	<b>141</b>	<b>40</b>	<b>101</b>	<b>27</b>		<b>\$5,111.46</b>				<b>1.00</b>

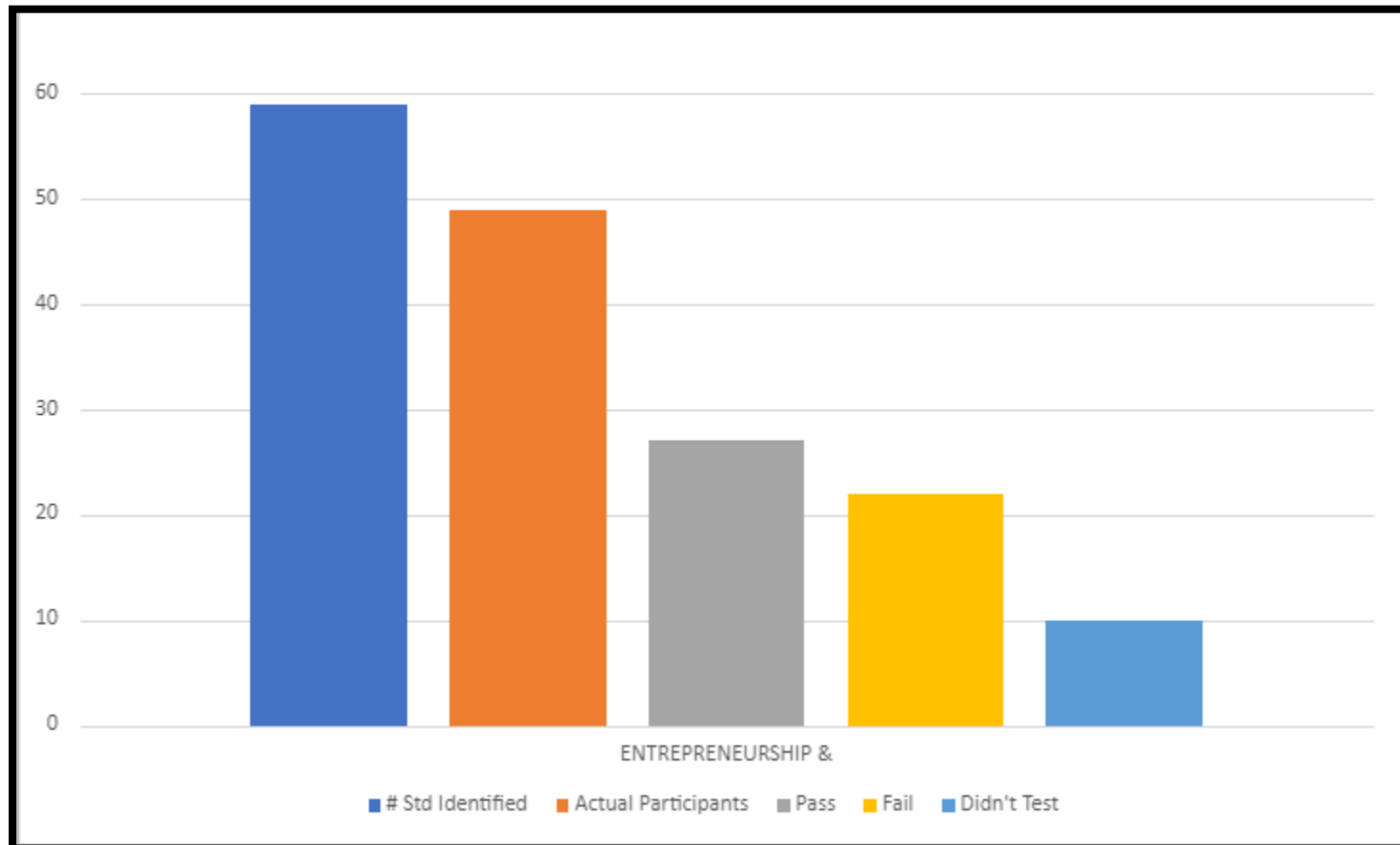
EOC
Digital Tool
Industry Certification



# Southwest Middle School

2022-2023 Southwest Middle School Industry Certification and Digital Tool Testing Results																												
Sch #	School	Teacher	Course #	Course Name	Cert #	Cert ID	Impacts School Grade	# Std Identified	Actual Participants	Pass	Fail	Didn't Test	Funding Weight	Potential CAPE Funding	Percentage of Testers Passing	Percentage Testers Failing	Percentage of Students Identified NOT Tested	Potential Bonus FTE Calculation										
2122	SWMS	Jenson, J	8207310	DIGITAL INFO TEC	INTUT002	ENTREPRENEURSHIP &	X	59	49	27	22	10	0.2	\$27,601.88	55%	45%	17%	5.4										
2122	SWMS	Jenson, J	8207310	DIGITAL INFO TEC	MICRO802	MICROSOFT OFFICE SP		0	1	1	0	0	0.025	\$127.79	100%	0%	0%	0.025										
2122	SWMS	Jenson, J	8207310	DIGITAL INFO TEC	MICRO803	MICROSOFT OFFICE SP		0	1	1	0	0	0.025	\$127.79	100%	0%	0%	0.025										
2122	SWMS	Jenson, J	8200520	CPTR APPL BUS 1	PROSO802	ICT GAMING ESSENT		0	2	0	2	0	0.025	\$-	0%	100%	0%	0										
2122	SWMS	Jenson, J	8200520	CPTR APPL BUS 1	PROSO803	ICT MULTIMEDIA ES		0	54	16	38	0	0.025	\$2,044.58	30%	70%	0%	0.4										
2122	SWMS	Jenson, J	8200520	CPTR APPL BUS 1	PROSO804	ICT PROGRAMMING &		0	1	1	0	0	0.025	\$127.79	100%	0%	0%	0.025										
2122	SWMS	Jenson, J	8200520	CPTR APPL BUS 1	PROSO806	ICT - COMMUNICATION		0	97	21	76	0	0.025	\$2,683.52	22%	78%	0%	0.525										
2122	SWMS	Jenson, J	8200520	CPTR APPL BUS 1	PROSO807	ICT - COMPUTING ESS		0	40	6	34	0	0.025	\$766.72	15%	85%	0%	0.15										
2122	SWMS	Jenson, J	8200520	CPTR APPL BUS 1	PROSO808	ICT - CYBERSECURITY		0	122	52	70	0	0.025	\$6,644.90	43%	57%	0%	1.3										
2122	SWMS	Jenson, J	8200520	CPTR APPL BUS 1	PROSO809	ICT - SPREADSHEET E		0	88	22	66	0	0.025	\$2,811.30	25%	75%	0%	0.55										
2122	SWMS	Jenson, J	8200520	CPTR APPL BUS 1	PROSO810	ICT - WORD PROCESSI		229	123	18	105	106	0.025	\$2,300.16	15%	85%	46%	0.45										
<b>Totals</b>								<b>288</b>	<b>578</b>	<b>165</b>	<b>413</b>	<b>116</b>		<b>\$45,236.42</b>				<b>8.85</b>										
<table border="1" style="width: 100%; border-collapse: collapse;"> <tr> <td style="width: 33%;">EOC</td> <td style="width: 33%;"></td> <td style="width: 33%;"></td> </tr> <tr> <td>Digital Tool</td> <td></td> <td></td> </tr> <tr> <td>Industry Certification</td> <td></td> <td></td> </tr> </table>																				EOC			Digital Tool			Industry Certification		
EOC																												
Digital Tool																												
Industry Certification																												

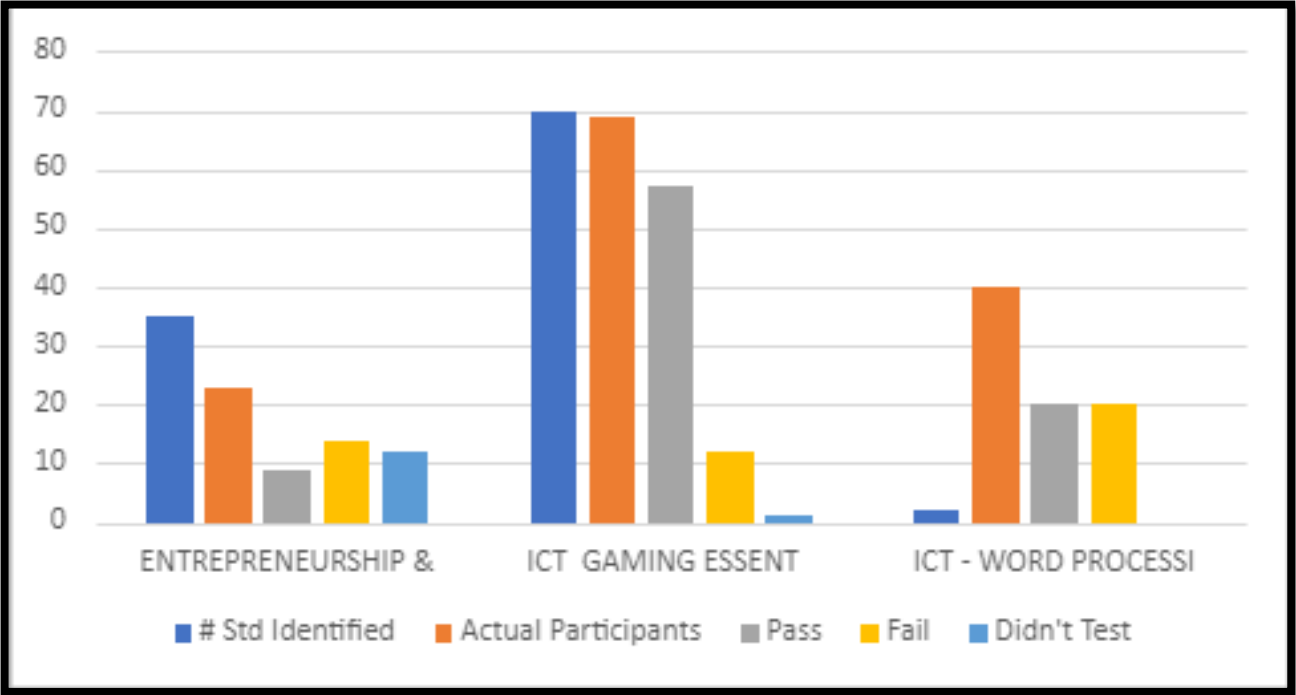
## Southwest Middle School EOC Tests



# Space Coast Jr/Sr High School (Jr High)

2022-2023 Space Coast Jr. / Sr. High School Industry Certification and Digital Tool Testing Results																		
Sch #	School	Teacher	Course #	Course Name	Cert #	Cert ID	Impacts School Grade	# Std Identified	Actual Participants	Pass	Fail	Didn't Test	Funding Weight	Potential CAPE Funding	Percentage of Testers Passing	Percentage Testers Failing	Percentage of Students Identified NOT Tested	Potential Bonus FTE Calculation
0302	SCHS	Brayboy, T	8207310	DIGITAL INFO TEC	INTUT002	ENTREPRENEURSHIP &	X	35	23	9	14	12	0.200	\$9,200.63	39%	61%	34%	1.8
0302	SCHS	Brayboy, T	8207310	DIGITAL INFO TEC	MICRO801	MICROSOFT OFFICE SP		0	22	4	18	0	0.025	\$511.15	18%	82%	0%	0.1
0302	SCHS	Brayboy, T	8207310	DIGITAL INFO TEC	MICRO802	MICROSOFT OFFICE SP		0	14	2	12	0	0.025	\$255.57	14%	86%	0%	0.05
0302	SCHS	Brayboy, T	8207310	DIGITAL INFO TEC	MICRO803	MICROSOFT OFFICE SP		0	19	6	13	0	0.025	\$766.72	32%	68%	0%	0.15
0302	SCHS	Harlan, C	9009200	CODING FUNDAMENT	PROSO802	ICT GAMING ESSENT		70	69	57	12	1	0.025	\$7,283.83	83%	17%	1%	1.425
0302	SCHS	Harlan, C	8200520	CPTR APPL BUS 1	PROSO803	ICT MULTIMEDIA ES		0	37	18	19	0	0.025	\$2,300.16	49%	51%	0%	0.45
0302	SCHS	Harlan, C	9009200	CODING FUNDAMENT	PROSO804	ICT PROGRAMMING &		0	67	56	11	0	0.025	\$7,156.04	84%	16%	0%	1.4
0302	SCHS	Harlan, C	9009200	CODING FUNDAMENT	PROSO805	ICT WEB DESIGN ES		0	68	42	26	0	0.025	\$5,367.03	62%	38%	0%	1.05
0302	SCHS	Harlan, C	9009200	CODING FUNDAMENT	PROSO806	ICT - COMMUNICATION		0	11	7	4	0	0.025	\$894.51	64%	36%	0%	0.175
0302	SCHS	Harlan, C	9009200	CODING FUNDAMENT	PROSO807	ICT - COMPUTING ESS		0	69	30	39	0	0.025	\$3,833.60	43%	57%	0%	0.75
0302	SCHS	Harlan, C	8200520	CPTR APPL BUS 1	PROSO808	ICT - CYBERSECURITY		0	34	26	8	0	0.025	\$3,322.45	76%	24%	0%	0.65
0302	SCHS	Harlan, C	9009200	CODING FUNDAMENT	PROSO808	ICT - CYBERSECURITY		0	1	1	0	0	0.025	\$127.79	1.00	0.00	0.00	0.03
0302	SCHS	Harlan, C	8200520	CPTR APPL BUS 1	PROSO809	ICT - SPREADSHEET E		0	38	15	23	0	0.025	\$1,916.80	0.39	0.61	0.00	0.38
0302	SCHS	Harlan, C	8200520	CPTR APPL BUS 1	PROSO810	ICT - WORD PROCESSI		2	40	20	20	0	0.025	\$2,555.73	0.50	0.50	0.00	0.50
<b>Totals</b>								<b>107</b>	<b>512</b>	<b>293</b>	<b>219</b>	<b>13</b>		<b>\$45,491.99</b>				<b>8.90</b>
EOC																		
Digital Tool																		
Industry Certification																		

# Space Coast Jr/Sr High School (Jr High) EOC Tests

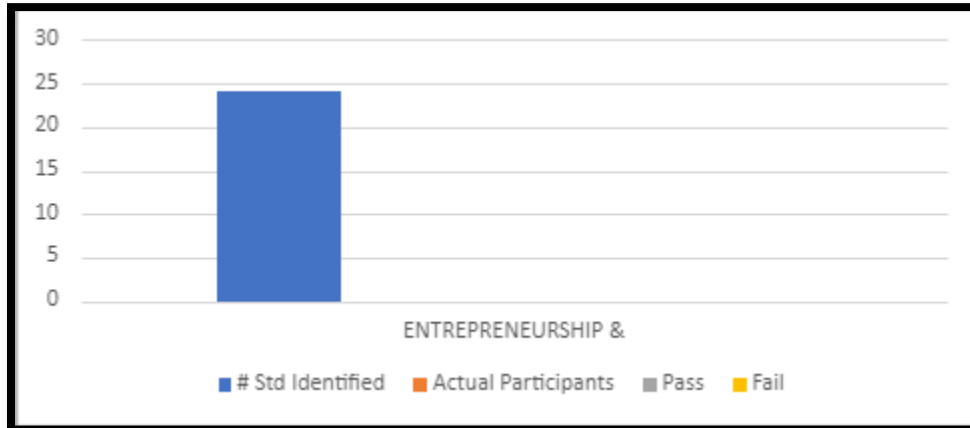


# Stone Middle School


2022-2023 Stone Middle School Industry Certification and Digital Tool Testing Results

Sch #	School	Teacher	Course #	Course Name	Cert #	Cert ID	Impacts School Grade	# Std Identified	Actual Participants	Pass	Fail	Didn't Test	Funding Weight	Potential CAPE Funding	Percentage of Testers Passing	Percentage Testers Failing	Percentage of Students Identified NOT Tested	Potential Bonus FTE Calculation
2071	SMS	Mann, P	8200520	CPTR APPL BUS 1	PROSO810	ICT - WORD PROCESSI		56	54	8	46	2	0.025	\$1,022.29	15%	85%	4%	0.2
2071	SMS	Mann, P	8207310	DIGITAL INFO TEC	INTUT002	ENTREPRENEURSHIP &	X	24	0	0	0	24	0.200	\$-	0%	0%	100%	0
2071	SMS	Shupe, P	9009200	CODING FUNDAMENT	PROSO802	ICT GAMING ESSENT		50	45	24	21	5	0.025	\$3,066.88	53%	47%	10%	0.6
2071	SMS	Shupe, P	9009200	CODING FUNDAMENT	PROSO804	ICT PROGRAMMING &		0	35	27	8	0	0.025	\$3,450.24	77%	23%	0%	0.675
2071	SMS	Shupe, P	9009200	CODING FUNDAMENT	PROSO805	ICT WEB DESIGN ES		0	33	28	5	0	0.025	\$3,578.02	85%	15%	0%	0.7
<b>Totals</b>								<b>130</b>	<b>167</b>	<b>87</b>	<b>80</b>	<b>31</b>		<b>\$11,117.43</b>				<b>2.18</b>

EOC
Digital Tool
Industry Certification

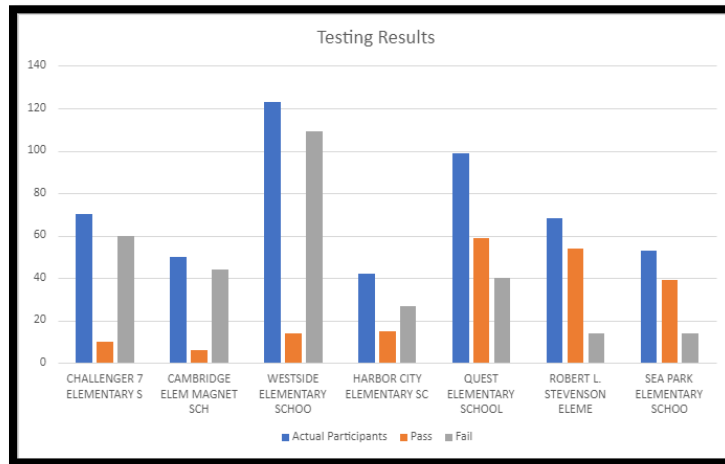


# Digital Tools Results



# 2022-23 Digital Tool Results All Elementary Schools

Elementary Schools Testing Results 2022-2023														
Sch #	School	Teacher	Course #	Course Name	Cert #	Cert ID	Actual Participants	Pass	Fail	Funding Weight	Potential CAPE Funding	Percentage of Testers Passing	Percentage Testers Failing	Potential Bonus FTE Calculation
1041	CAMBRIDGE ELEM MAGNET SCH	Wegner, D	1100000	M/J LIB SKLS/IL	PROSO811	ICT - FUNDAMENTALS	50	6	44	0.025	\$766.72	12%	88%	0.15
0191	CHALLENGER 7 ELEMENTARY S	Scauzillo, C	1100000	M/J LIB SKLS/IL	PROSO811	ICT - FUNDAMENTALS	70	10	60	0.025	\$1,277.87	14%	86%	0.25
3061	HARBOR CITY ELEMENTARY SC	Hunert, K	1100000	M/J LIB SKLS/IL	PROSO811	ICT - FUNDAMENTALS	42	15	27	0.025	\$1,916.80	36%	64%	0.375
3151	QUEST ELEMENTARY SCHOOL	Rehrer, H	1100000	M/J LIB SKLS/IL	PROSO811	ICT - FUNDAMENTALS	99	59	40	0.025	\$7,539.40	60%	40%	1.475
4071	ROBERT L. STEVENSON ELEME	Monroe, J	1100000	M/J LIB SKLS/IL	PROSO811	ICT - FUNDAMENTALS	68	54	14	0.025	\$6,900.47	79%	21%	1.35
6051	SEA PARK ELEMENTARY SCHOO	McGill, S	1100000	M/J LIB SKLS/IL	PROSO811	ICT - FUNDAMENTALS	53	39	14	0.025	\$4,983.67	74%	26%	0.975
2212	WESTSIDE ELEMENTARY SCHOO	Jost, S	1100000	M/J LIB SKLS/IL	PROSO811	ICT - FUNDAMENTALS	123	14	109	0.025	\$1,789.01	11%	89%	0.35
<b>Totals</b>							<b>505</b>	<b>197</b>	<b>308</b>		<b>\$25,173.94</b>			<b>4.925</b>





***#This page intentionally left blank#***

# **Industry Certification & Digital Tools Results by Certification**



# High School District Results by Certification

2022-2023 Certification by Industry Certification												
Cert ID	Cert #	# Std Identified	Actual Participants	Pass	Fail	Didn't Test	Funding Weight	Potential CAPE Funding	Percentage of Testers Passing	Percentage Testers Failing	Percentage of Students Identified NOT Tested	Potential Bonus FTE Calculation
AutoCAD - Autodesk Certified User	ADESK002	68	320	183	137	52	0.2	\$187,079.43	57%	43%	77%	36.6
Revit Architecture - Autodesk Certified User	ADESK008	78	128	98	30	54	0.2	\$100,184.62	77%	23%	69%	19.6
Inventor - Autodesk Certified User	ADESK011	79	288	134	154	27	0.2	\$134,942.53	47%	53%	34%	26.4
Maya - Autodesk Certified User	ADESK030	0	2	0	2	0	0.2	\$0.00	0%	100%	0%	0
Fusion 360- Autodesk Certified User	ADESK032	0	96	88	8	0	2.2	\$89,961.68	92%	8%	0%	17.6
Premiere Pro & After Effects - Adobe Certified Pro Bundle	ADOBE023	245	284	258	26	113	0.2	\$263,751.33	91%	9%	46%	51.6
Photoshop & Illustrator or InDesign - Adobe Certified Pro Bundle	ADOBE024	1147	549	499	50	673	0.2	\$510,123.69	91%	9%	59%	99.8
Dreamweaver & Animate - Adobe Certified Pro Bundle	ADOBE025	75	79	36	43	7	0.2	\$36,802.50	46%	54%	9%	7.2
Databases - IT Specialist (ITS)	CERTI003	0	1	1	0	0	0.2	\$1,022.29	100%	0%	0%	0.2
Network Security - IT Specialist (ITS)	CERTI006	14	7	7	0	8	0.1	\$3,578.03	100%	0%	57%	0.7
Networking - IT Specialist (ITS)	CERTI007	81	65	20	45	18	0.1	\$10,222.92	31%	69%	22%	2
HTML5 Application Development - IT Specialist (ITS)	CERTI008	47	103	12	91	12	0.2	\$12,267.51	12%	88%	26%	2.4
Device Configuration & Management - IT Specialist (ITS)	CERTI009	0	17	3	14	0	0.2	\$3,066.88	18%	82%	0%	0.6
JavaScript - IT Specialist (ITS)	CERTI010	31	73	30	43	2	0.2	\$30,668.76	41%	59%	7%	6
HTML & CSS - IT Specialist (ITS)	CERTI011	110	107	68	39	4	0.1	\$34,757.93	64%	36%	4%	6.8
Python - IT Specialist (ITS)	CERTI012	152	170	48	122	11	0.2	\$49,070.01	28%	72%	7%	9.6
Java - IT Specialist (ITS)	CERTI013	8	18	7	11	0	0.2	\$7,156.04	39%	61%	0%	1.4
Cybersecurity - IT Specialist (ITS)	CERTI015	9	10	3	7	0	0.1	\$1,533.44	30%	70%	0%	0.3
CompTIA IT Fundamentals+	COMPT018	25	25	12	13	1	0.4	\$12,267.50	48%	52%	4%	2.4
Child Development Associate (CDA)	CPREC001	41	34	34	0	7	0.2	\$34,757.94	100%	0%	17%	6.8
Certified Nursing Assistant (CNA)	FDMQA002	65	64	59	5	1	0.1	\$30,157.60	92%	8%	2%	5.9
911 Public Safety Telecommunicator	FDMQA030	50	32	25	7	18	0.2	\$25,557.30	78%	22%	36%	5
FAA Ground School	FEDAA013	51	25	13	12	27	0.2	\$13,289.80	52%	48%	53%	2.6
Wastewater Treatment Plant Operator Level C	FLDEP003	0	5	0	5	0	0.1	\$-	0%	100%	0%	0
Water Treatment Plant Operator Level C	FLDEP006	0	5	0	5	0	0.2	\$0.00	0%	100%	0%	0
Florida Teacher Certification Examinations (FTCE) - Professional Education Test	FLDOE004	12	6	0	6	6	0.1	\$-	0%	100%	50%	0
HBI Pre-Apprenticeship Certificate Training (PACT), Core Green	HBINS004	175	179	134	45	107	0.1	\$68,493.58	75%	25%	61%	13.4
HBI Pre-Apprenticeship Certificate Training (PACT), Core Green	HBINS005	0	16	8	8	0	0.1	\$4,089.18	50%	50%	0%	0.8
Quickbooks Certified User	INTUT001	57	56	39	17	3	0.2	\$39,869.39	70%	30%	5%	7.8
Entrepreneurship & Small Business	INTUT002	1324	1442	935	505	213	2	\$955,843.03	65%	35%	16%	187
Python Coding Specialist	KNOWL001	75	39	39	0	36	0.2	\$39,869.39	100%	0%	48%	7.8
Certified EKG Technician (CET)	NATHA002	30	122	54	68	1	0.2	\$27,601.89	44%	56%	3%	5.4
Certified Medical Administrative Assistant (CMAA)	NATHA003	244	155	106	49	89	0.1	\$54,181.48	68%	32%	37%	10.6
Aerospace / Aircraft Assembly (AAA)	NCATT003	18	26	11	15	12	0.1	\$5,622.61	42%	58%	67%	1.1

**2022-2023 Certification by Industry Certification**

Cert ID	Cert #	# Std Identified	Actual Participants	Pass	Fail	Didn't Test	Funding Weight	Potential CAPE Funding	Percentage of Testers Passing	Percentage Testers Failing	Percentage of Students Identified NOT Tested	Potential Bonus FTE Calculation
Automatic Transmission/Transaxle (AT): ASE Entry-level - Auto	NIASE077	34	29	18	11	28	0.1	\$9,200.64	62%	38%	82%	1.8
Automobile Service Technology (AS): ASE Entry-level - Auto	NIASE078	9	42	15	27	7	0.1	\$7,667.22	36%	64%	78%	1.5
Brakes (BR): ASE Entry-level - Auto	NIASE079	121	196	82	114	83	0.1	\$41,914.01	42%	58%	69%	8.2
Electrical/Electronic Systems (EE): ASE Entry-level - Auto	NIASE080	62	241	153	88	46	0.1	\$78,205.37	63%	37%	74%	15.3
Engine Performance (EP): ASE Entry-level - Auto	NIASE081	9	62	33	29	8	0.1	\$16,867.84	53%	47%	89%	3.3
Engine Repair (ER): ASE Entry-level - Auto	NIASE082	38	226	87	139	30	0.1	\$44,469.72	39%	61%	79%	8.7
Heating and Air Conditioning (AC): ASE Entry-level - Auto	NIASE083	1	238	130	108	0	0.1	\$66,448.98	55%	45%	0%	13
Manual Drive Train and Axles (MD): ASE Entry-level - Auto	NIASE084	9	73	37	36	7	0.1	\$18,912.43	51%	49%	11%	3.7
Suspension and Steering (SS): ASE Entry-level - Auto	NIASE085	66	86	46	40	51	0.1	\$23,512.73	54%	46%	77%	4.6
Mechanical and Electrical (ME): ASE Entry-level - Collision	NIASE086	0	50	15	35	0	0.1	\$7,667.19	30%	70%	0%	1.5
Non-structural Analysis and Damage Repair (NS): ASE Entry-level - Collision	NIASE087	13	51	14	37	11	0.1	\$7,156.04	27%	73%	85%	1.4
Painting and Refinishing (PR): ASE Entry-level - Collision	NIASE088	36	49	9	40	9	0.1	\$4,600.32	18%	82%	25%	0.9
Structural Analysis and Damage Repair (SR): ASE Entry-level - Collision	NIASE089	11	49	13	36	7	0.1	\$6,644.90	27%	73%	64%	1.3
NIMS Machining Level I - CNC Milling: Programming Setup & Operations	NIFMS001	0	27	14	13	0	0.2	\$14,312.08	52%	48%	0%	2.8
NIMS Machining Level I - Drill Press Skills I	NIFMS013	54	53	43	10	5	0.2	\$43,958.55	81%	19%	9%	8.6
NIMS Machining Level I - CNC Milling: Operations	NIFMS014	0	46	46	0	0	0.1	\$23,512.72	100%	0%	0%	4.6
NIMS Machining Level I - Manual Milling Skills I	NIFMS017	0	28	20	8	0	0.1	\$10,222.91	71%	29%	0%	2
NIMS Machining Level II - CNC Milling Skills II	NIFMS019	0	51	50	1	0	0.1	\$25,557.31	98%	2%	0%	5
Certified Food Protection Manager (ServSafe®)	NRAEF003	266	734	360	374	34	0.2	\$368,025.13	49%	51%	13%	72
Certified Food Safety Manager	NRFSP001	0	486	190	296	0	0.2	\$194,235.48	39%	61%	0%	38
PMI Project Management Ready	PRMIN004	31	51	9	42	0	0.2	\$9,200.63	18%	82%	0%	1.8
Certified Internet Web (CIW) Social Media Strategist	PROSO031	15	18	12	6	1	0.1	\$6,133.75	67%	33%	7%	1.2
RECF Pre-Engineering Certification*	RECFN001	0	12	11	1	0	0.1	\$511.15			0%	0.1
RECF Robotics Certification*	RECFN002	0	2	2	0	0	0.2	\$1,022.30			0%	0.2
Certified Solidworks Associate-Academic (CSWA-Academic)	SOLID003	92	84	54	30	43	0.2	\$55,203.76	64%	36%	47%	10.8
Certified Solidworks Professional - Academic (CSWP-Academic)	SOLID004	0	20	8	12	0	0.2	\$8,178.33	40%	60%	0%	1.6
Toon Boom Certified Associate (Harmony Premium)	TBOOM001	0	13	13	0	0	0.1	\$6,644.90	100%	0%	0%	1.3
Toon Boom Certified Associate (Storyboard Pro)	TBOOM003	0	63	33	30	0	0.1	\$16,867.82	52%	48%	0%	3.3
Unity Certified Associate	UNITY001	0	1	1	0	0	0.2	\$1,022.29	100%	0%	0%	0.2
Unity Certified User: Programmer	UNITY002	9	10	2	8	1	0.2	\$2,044.58	20%	80%	11%	0.4
Unity Certified User: Artist	UNITY003	35	16	9	7	20	0.1	\$4,600.32	56%	44%	57%	0.9
Small UAS (sUAS) Safety Certification: Level 1	USINS001	8	8	8	0	0	0.2	\$8,178.34	100%	0%	0%	1.6
		<b>5230</b>	<b>7663</b>	<b>4501</b>	<b>3160</b>	<b>1893</b>		<b>\$3,920,490.02</b>	<b>59%</b>	<b>41%</b>	<b>36%</b>	<b>767</b>


# Middle School District Results by Certification

2022-2023 Certification by Digital Tools												
Cert ID	Cert #	# Std Identified	Actual Participants	Pass	Fail	Didn't Test	Funding Weight	Potential CAPE Funding	Percentage of Testers Passing	Percentage Testers Failing	Percentage of Students Identified NOT Tested	Potential Bonus FTE Calculation
Microsoft Office Excel: MOS	MICRO801	0	111	68	43	0	0.025	\$ 8,689.48	61%	39%	0%	1.7
Microsoft Office Word: MOS	MICRO802	0	288	138	150	0	0.025	\$ 17,634.53	48%	52%	0%	3.45
Microsoft Office PowerPoint: MOS	MICRO803	0	175	120	55	0	0.025	\$ 15,334.38	69%	31%	0%	3
ICT – Database Essentials	PROSO801	0	133	57	76	0	0.025	\$ 7,283.84	43%	57%	0%	1.425
ICT – Gaming Essentials	PROSO802	1075	959	590	369	138	0.025	\$ 75,394.05	62%	38%	13%	14.75
ICT – Multimedia Essentials	PROSO803	33	217	101	116	5	0.025	\$ 12,906.43	47%	53%	15%	2.525
ICT – Programming & Logic Essentials	PROSO804	0	684	447	237	0	0.025	\$ 57,120.57	65%	35%	0%	11.175
ICT – Web Design Essentials	PROSO805	0	148	93	55	0	0.025	\$ 11,884.14	63%	37%	0%	2.325
ICT - Communications Essentials	PROSO806	0	348	144	204	0	0.025	\$ 18,401.27	41%	59%	0%	3.6
ICT - Computing Essentials	PROSO807	0	406	120	286	0	0.025	\$ 15,334.39	30%	70%	0%	3
ICT - Cybersecurity Essentials	PROSO808	0	574	415	159	0	0.025	\$ 53,031.42	72%	28%	0%	10.375
ICT - Spreadsheet Essentials	PROSO809	504	481	179	302	374	0.025	\$ 22,873.80	37%	63%	74%	4.475
ICT - Word Processing Essentials	PROSO810	1040	824	312	512	266	0.025	\$ 39,869.38	38%	62%	26%	7.8
ICT - Fundamentals	PROSO811	473	505	197	308	21	0.025	\$ 25,173.94	39%	61%	4%	4.925
		3125	5853	2981	2872	804		\$ 380,931.62				74.525

***#This page intentionally left blank#***

# **Industry Certification & Digital Tools Results by Course**

CERTIFIED



# High School Results by Course

Program Name	School		Cert ID	Cert #	Teacher of Record	Impacts School Grade	# Std Identified	Actual Participants	Pass	Fail	Didn't Test	Funding Weight	Potential CAPE Funding	Percentage of Testers Passing	Percentage Testers Failing	Percentage Students Identified NOT Tested	Potential Bonus FTE Calculation
A/C&REFG & HT TE	SCHS	HBI PRE-APPRENTICES	HBINS004	Layfield, D	X	30	3	3	0	27	0.1	\$1,533.44	100%	0%	90%	0.3	
A/C, REFG &HT TE	SCHS	HBI PRE-APPRENTICES	HBINS004	Layfield, D	X	0	4	4	0	0	0.1	\$2,044.58	100%	0%	0%	0.4	
A/C, REFG &HT TE	SCHS	HBI PRE-APPRENTICES	HBINS004	Layfield, D	X	0	1	1	0	0	0.1	\$511.15	100%	0%	0%	0.1	
ACCOUNTING APPS	MHS	INFORMATION TECHNOL	CERTI008	Schweich, J	X	0	5	0	5	0	0.2	\$ -	0%	100%	0%	0	
ACCOUNTING APPS	MHS	QUICK BOOKS CERTIFI	INTUT001	Schweich, J	X	9	8	4	4	1	0.2	\$4,089.17	50%	50%	11%	0.8	
ACCOUNTING APPS	VHS	QUICK BOOKS CERTIFI	INTUT001	Mantecon, J	X	48	46	33	13	2	0.2	\$33,735.64	72%	28%	4%	6.6	
ADV ENV WAT RECL	HHS	WASTEWATER TREATMEN	FLDEP003	McKenzie, L	X	0	5	0	5	0	0.1	\$ -	0%	100%	0%	0	
ADV ENV WAT RECL	HHS	WATER TREATMENT PLA	FLDEP006	McKenzie, L	X	0	4	0	4	0	0.1	\$ -	0%	100%	0%	0	
ADV ENV WATER TE	HHS	WATER TREATMENT PLA	FLDEP006	Szeman, C	X	0	1	0	1	0	0.1	\$ -	0%	100%	0%	0	
ADV MARINE TECH	EGHS	ASE ENTRY-LEVEL - A	NIASE080	Reeder, J	X	0	1	1	0	0	0.1	\$511.15	100%	0%	0%	0.1	
ADV TECHNOLOGY A	BHS	AUTODESK CERTIFIED	ADESK008	Fleming, M	X	0	5	5	0	0	0.2	\$5,111.46	100%	0%	0%	1	
ADV TECHNOLOGY A	BHS	AUTODESK CERTIFIED	ADESK011	Fleming, M	X	0	2	0	2	0	0.2	\$ -	0%	100%	0%	0	
ADV TECHNOLOGY A	BHS	AUTODESK CERTIFIED	ADESK032	Fleming, M	X	0	2	2	0	0	0.2	\$2,044.58	100%	0%	0%	0.4	
ADV TECHNOLOGY A	PBHS	AUTODESK CERTIFIED	ADESK002	Allen, D	X	0	3	2	1	0	0.2	\$2,044.58	67%	33%	0%	0.4	
ADV TECHNOLOGY A	PBHS	AUTODESK CERTIFIED	ADESK008	Allen, R	X	0	1	1	0	0	0.2	\$1,022.29	100%	0%	0%	0.2	
ADV TECHNOLOGY A	PBHS	AUTODESK CERTIFIED	ADESK011	Allen, D	X	0	1	0	1	0	0.2	\$ -	0%	100%	0%	0	
ADV TECHNOLOGY A	PBHS	CERTIFIED SOLIDWORK	SOLID003	Allen, R	X	0	1	0	1	0	0.2	\$ -	0%	100%	0%	0	
ADV TECHNOLOGY A	PBHS	CERTIFIED SOLIDWORK	SOLID003	Allen, D	X	0	1	0	1	0	0.2	\$ -	0%	100%	0%	0	
ADV TECHNOLOGY A	PBHS	CERTIFIED SOLIDWORK	SOLID004	Allen, D	X	0	1	0	1	0	0.2	\$ -	0%	100%	0%	0	
ADV TECHNOLOGY A	PBHS	REFC PRE-ENGINEERIN	REFCNO01	Allen, R	X	0	2	1	1	0	0.1	\$511.15	50%	50%	0%	0.1	
ADV TECHNOLOGY A	PBHS	REFC ROBOTICS CERTI	REFCNO02	Allen, R	X	0	1	1	0	0	0.1	\$511.15	100%	0%	0%	0.1	
AICE INFO TECH 1	RHS	QUICK BOOKS CERTIFI	INTUT001	Kearns, L	X	0	1	1	0	0	0.2	\$1,022.29	100%	0%	0%	0.2	
AP COMPUTER SCI	SHS	INFORMATION TECHNOL	CERTI013	Mitchell, C	X	0	5	4	1	0	0.2	\$4,089.17	80%	20%	0%	0.8	
AP COMPUTER SCI	VHS	INFORMATION TECHNOL	CERTI012	Dohmen, J	X	0	27	14	13	0	0.2	\$14,312.09	52%	48%	0%	2.8	
APPLD ENG TECH I	MIHS	AUTODESK CERTIFIED	ADESK011	Guenther, G	X	0	24	3	21	0	0.1	\$1,533.44	13%	88%	0%	0.3	
APPLD ENG TECH I	MIHS	AUTODESK CERTIFIED	ADESK011	Guenther, G	X	0	1	1	0	0	0.1	\$511.15	100%	0%	0%	0.1	
APPLD ENG TECH I	SCHS	AUTODESK CERTIFIED	ADESK011	Reyes, L	X	0	1	1	0	0	0.2	\$1,022.29	100%	0%	0%	0.2	
APPLD ENG TECH I	BHS	CERTIFIED SOLIDWORK	SOLID003	Mitchell, A	X	0	1	1	0	0	0.2	\$1,022.29	100%	0%	0%	0.2	
APPLD ENG TECH I	BHS	CERTIFIED SOLIDWORK	SOLID003	Mitchell, A	X	26	9	9	0	17	0.2	\$9,200.63	100%	0%	65%	1.8	
APPLD ENG TECH I	MHS	CERTIFIED SOLIDWORK	SOLID003	Gabeler, T	X	14	13	12	1	1	0.2	\$12,267.50	92%	8%	7%	2.4	
APPLD ENG TECH I	PBHS	CERTIFIED SOLIDWORK	SOLID003	Allen, R	X	0	6	1	5	0	0.2	\$1,022.29	17%	83%	0%	0.2	
APPLD ENG TECH I	PBHS	CERTIFIED SOLIDWORK	SOLID003	Allen, R	X	29	22	6	16	7	0.2	\$6,133.75	27%	73%	24%	1.2	
APPLD ENG TECH I	SCHS	CERTIFIED SOLIDWORK	SOLID003	Reyes, L	X	0	1	1	0	0	0.2	\$1,022.29	100%	0%	0%	0.2	
APPLD ENG TECH I	PBHS	REFC ROBOTICS CERTI	REFCNO02	Allen, R	X	0	1	1	0	0	0.1	\$511.15	100%	0%	0%	0.1	
APPLD ENG TECH II	SCHS	CERTIFIED SOLIDWORK	SOLID003	Reyes, L	X	0	22	18	4	0	0.2	\$18,401.26	82%	18%	0%	3.6	
APPLD ENG TECH III	SCHS	CERTIFIED SOLIDWORK	SOLID003	Reyes, L	X	23	5	4	1	18	0.2	\$4,089.17	80%	20%	78%	0.8	
APPLD ENG TECH III	SCHS	CERTIFIED SOLIDWORK	SOLID004	Reyes, L	X	0	18	7	11	0	0.2	\$7,156.04	39%	61%	0%	1.4	
AUTO MAINT/LT RP	EGHS	ASE ENTRY-LEVEL - A	NIASE077	Younger, P	X	0	1	1	0	0	0.1	\$511.15	100%	0%	0%	0.1	
AUTO MAINT/LT RP	EGHS	ASE ENTRY-LEVEL - A	NIASE077	Younger, P	X	0	1	1	0	0	0.1	\$511.15	100%	0%	0%	0.1	
AUTO MAINT/LT RP	EGHS	ASE ENTRY-LEVEL - A	NIASE078	Younger, P	X	0	1	1	0	0	0.1	\$511.15	100%	0%	0%	0.1	
AUTO MAINT/LT RP	EGHS	ASE ENTRY-LEVEL - A	NIASE078	Younger, P	X	0	4	1	3	0	0.1	\$511.15	25%	75%	0%	0.1	
AUTO MAINT/LT RP	EGHS	ASE ENTRY-LEVEL - A	NIASE079	Younger, P	X	0	1	1	0	0	0.1	\$511.15	100%	0%	0%	0.1	
AUTO MAINT/LT RP	EGHS	ASE ENTRY-LEVEL - A	NIASE079	Younger, P	X	0	3	3	0	0	0.1	\$1,533.44	100%	0%	0%	0.3	
AUTO MAINT/LT RP	EGHS	ASE ENTRY-LEVEL - A	NIASE079	Younger, P	X	30	10	4	6	20	0.1	\$2,044.58	40%	60%	67%	0.4	
AUTO MAINT/LT RP	EGHS	ASE ENTRY-LEVEL - A	NIASE080	Younger, P	X	0	26	22	4	0	0.1	\$11,245.21	85%	15%	0%	2.2	
AUTO MAINT/LT RP	EGHS	ASE ENTRY-LEVEL - A	NIASE080	Younger, P	X	0	3	2	1	0	0.1	\$1,022.29	67%	33%	0%	0.2	
AUTO MAINT/LT RP	EGHS	ASE ENTRY-LEVEL - A	NIASE080	Younger, P	X	0	9	7	2	0	0.1	\$3,578.02	78%	22%	0%	0.7	
AUTO MAINT/LT RP	EGHS	ASE ENTRY-LEVEL - A	NIASE080	Younger, P	X	12	1	1	0	11	0.1	\$511.15	100%	0%	92%	0.1	
AUTO MAINT/LT RP	EGHS	ASE ENTRY-LEVEL - A	NIASE081	Younger, P	X	0	1	1	0	0	0.1	\$511.15	100%	0%	0%	0.1	
AUTO MAINT/LT RP	EGHS	ASE ENTRY-LEVEL - A	NIASE081	Younger, P	X	0	1	1	0	0	0.1	\$511.15	100%	0%	0%	0.1	
AUTO MAINT/LT RP	EGHS	ASE ENTRY-LEVEL - A	NIASE082	Younger, P	X	0	42	14	28	0	0.1	\$7,156.04	33%	67%	0%	1.4	
AUTO MAINT/LT RP	EGHS	ASE ENTRY-LEVEL - A	NIASE082	Younger, P	X	0	2	2	0	0	0.1	\$1,022.29	100%	0%	0%	0.2	
AUTO MAINT/LT RP	EGHS	ASE ENTRY-LEVEL - A	NIASE082	Younger, P	X	0	2	1	1	0	0.1	\$511.15	50%	50%	0%	0.1	
AUTO MAINT/LT RP	EGHS	ASE ENTRY-LEVEL - A	NIASE082	Younger, P	X	12	2	2	0	10	0.1	\$1,022.29	100%	0%	83%	0.2	
AUTO MAINT/LT RP	EGHS	ASE ENTRY-LEVEL - A	NIASE083	Younger, P	X	0	19	19	0	0	0.1	\$9,711.77	100%	0%	0%	1.9	
AUTO MAINT/LT RP	EGHS	ASE ENTRY-LEVEL - A	NIASE083	Younger, P	X	0	11	4	7	0	0.1	\$2,044.58	36%	64%	0%	0.4	
AUTO MAINT/LT RP	EGHS	ASE ENTRY-LEVEL - A	NIASE083	Younger, P	X	0	4	4	0	0	0.1	\$2,044.58	100%	0%	0%	0.4	
AUTO MAINT/LT RP	EGHS	ASE ENTRY-LEVEL - A	NIASE083	Younger, P	X	0	4	4	0	0	0.1	\$2,044.58	100%	0%	0%	0.4	
AUTO MAINT/LT RP	EGHS	ASE ENTRY-LEVEL - A	NIASE083	Younger, P	X	1	1	0	1	0	0.1	\$ -	0%	100%	0%	0	
AUTO MAINT/LT RP	EGHS	ASE ENTRY-LEVEL - A	NIASE084	Younger, P	X	0	1	1	0	0	0.1	\$511.15	100%	0%	0%	0.1	
AUTO MAINT/LT RP	EGHS	ASE ENTRY-LEVEL - A	NIASE084	Younger, P	X	0	2	2	0	0	0.1	\$1,022.29	100%	0%	0%	0.2	



Program Name	School	Cert ID	Cert #	Teacher of Record	Impacts School Grade	# Std Identified	Actual Participants	Pass	Fail	Didn't Test	Funding Weight	Potential CAPE Funding	Percentage of Testers Passing	Percentage Testers Failing	Percentage Students Identified NOT Tested	Potential Bonus FTE Calculation
AUTO MAINT/LT RP	EGHS	ASE ENTRY-LEVEL - A	NIASE085	Younger, P	X	0	1	1	0	0	0.1	\$511.15	100%	0%	0%	0.1
AUTO MAINT/LT RP	EGHS	ASE ENTRY-LEVEL - A	NIASE085	Younger, P	X	30	5	5	0	25	0.1	\$2,555.73	100%	0%	83%	0.5
AUTO MAINT/LT RP	HHS	ASE ENTRY-LEVEL - A	NIASE079	Broud, M	X	0	14	11	3	0	0.1	\$5,622.61	79%	21%	0%	1.1
AUTO MAINT/LT RP	HHS	ASE ENTRY-LEVEL - A	NIASE079	Broud, M	X	24	4	1	3	20	0.1	\$511.15	25%	75%	83%	0.1
AUTO MAINT/LT RP	HHS	ASE ENTRY-LEVEL - A	NIASE079	Broud, M	X	0	1	0	1	0	0.1	\$ -	0%	100%	0%	0
AUTO MAINT/LT RP	HHS	ASE ENTRY-LEVEL - A	NIASE080	Broud, M	X	0	8	8	0	0	0.1	\$4,089.17	100%	0%	0%	0.8
AUTO MAINT/LT RP	HHS	ASE ENTRY-LEVEL - A	NIASE080	Broud, M	X	0	4	1	3	0	0.1	\$511.15	25%	75%	0%	0.1
AUTO MAINT/LT RP	HHS	ASE ENTRY-LEVEL - A	NIASE080	Broud, M	X	0	6	4	2	0	0.1	\$2,044.58	67%	33%	0%	0.4
AUTO MAINT/LT RP	HHS	ASE ENTRY-LEVEL - A	NIASE081	Broud, M	X	0	1	1	0	0	0.1	\$511.15	100%	0%	0%	0.1
AUTO MAINT/LT RP	HHS	ASE ENTRY-LEVEL - A	NIASE082	Broud, M	X	0	22	9	13	0	0.1	\$4,600.31	41%	59%	0%	0.9
AUTO MAINT/LT RP	HHS	ASE ENTRY-LEVEL - A	NIASE082	Broud, M	X	0	7	1	6	0	0.1	\$511.15	14%	86%	0%	0.1
AUTO MAINT/LT RP	HHS	ASE ENTRY-LEVEL - A	NIASE082	Broud, M	X	0	6	6	0	0	0.1	\$3,066.88	100%	0%	0%	0.6
AUTO MAINT/LT RP	HHS	ASE ENTRY-LEVEL - A	NIASE083	Broud, M	X	0	2	2	0	0	0.1	\$1,022.29	100%	0%	0%	0.2
AUTO MAINT/LT RP	HHS	ASE ENTRY-LEVEL - A	NIASE083	Broud, M	X	0	1	1	0	0	0.1	\$511.15	100%	0%	0%	0.1
AUTO MAINT/LT RP	HHS	ASE ENTRY-LEVEL - A	NIASE083	Broud, M	X	0	4	3	1	0	0.1	\$1,533.44	75%	25%	0%	0.3
AUTO MAINT/LT RP	HHS	ASE ENTRY-LEVEL - A	NIASE084	Broud, M	X	0	1	1	0	0	0.1	\$511.15	100%	0%	0%	0.1
AUTO MAINT/LT RP	HHS	ASE ENTRY-LEVEL - A	NIASE085	Broud, M	X	0	16	12	4	0	0.1	\$6,133.75	75%	25%	0%	1.2
AUTO MAINT/LT RP	HHS	ASE ENTRY-LEVEL - A	NIASE085	Broud, M	X	24	4	3	1	20	0.1	\$1,533.44	75%	25%	83%	0.3
AUTO MAINT/LT RP	HHS	ASE ENTRY-LEVEL - A	NIASE085	Broud, M	X	0	1	1	0	0	0.1	\$511.15	100%	0%	0%	0.1
AUTO MAINT/LT RP	MIHS	ASE ENTRY-LEVEL - A	NIASE077	Warren, D	X	0	2	2	0	0	0.1	\$1,022.29	100%	0%	0%	0.2
AUTO MAINT/LT RP	MIHS	ASE ENTRY-LEVEL - A	NIASE077	Warren, D	X	8	1	1	0	7	0.1	\$511.15	100%	0%	88%	0.1
AUTO MAINT/LT RP	MIHS	ASE ENTRY-LEVEL - A	NIASE078	Warren, D	X	0	1	1	0	0	0.1	\$511.15	100%	0%	0%	0.1
AUTO MAINT/LT RP	MIHS	ASE ENTRY-LEVEL - A	NIASE078	Warren, D	X	0	2	2	0	0	0.1	\$1,022.29	100%	0%	0%	0.2
AUTO MAINT/LT RP	MIHS	ASE ENTRY-LEVEL - A	NIASE079	Warren, D	X	0	1	1	0	0	0.1	\$511.15	100%	0%	0%	0.1
AUTO MAINT/LT RP	MIHS	ASE ENTRY-LEVEL - A	NIASE079	Warren, D	X	0	64	17	47	0	0.1	\$8,689.48	27%	73%	0%	1.7
AUTO MAINT/LT RP	MIHS	ASE ENTRY-LEVEL - A	NIASE079	Warren, D	X	22	5	0	5	17	0.1	\$ -	0%	100%	77%	0
AUTO MAINT/LT RP	MIHS	ASE ENTRY-LEVEL - A	NIASE079	Warren, D	X	0	3	2	1	0	0.1	\$1,022.29	67%	33%	0%	0.2
AUTO MAINT/LT RP	MIHS	ASE ENTRY-LEVEL - A	NIASE079	Warren, D	X	0	1	1	0	0	0.1	\$511.15	100%	0%	0%	0.1
AUTO MAINT/LT RP	MIHS	ASE ENTRY-LEVEL - A	NIASE080	Warren, D	X	0	55	23	32	0	0.1	\$11,756.36	42%	58%	0%	2.3
AUTO MAINT/LT RP	MIHS	ASE ENTRY-LEVEL - A	NIASE080	Warren, D	X	0	4	1	3	0	0.1	\$511.15	25%	75%	0%	0.1
AUTO MAINT/LT RP	MIHS	ASE ENTRY-LEVEL - A	NIASE080	Warren, D	X	0	5	3	2	0	0.1	\$1,533.44	60%	40%	0%	0.3
AUTO MAINT/LT RP	MIHS	ASE ENTRY-LEVEL - A	NIASE080	Warren, D	X	4	1	1	0	3	0.1	\$511.15	100%	0%	75%	0.1
AUTO MAINT/LT RP	MIHS	ASE ENTRY-LEVEL - A	NIASE081	Warren, D	X	0	20	9	11	0	0.1	\$4,600.31	45%	55%	0%	0.9
AUTO MAINT/LT RP	MIHS	ASE ENTRY-LEVEL - A	NIASE081	Warren, D	X	0	1	0	1	0	0.1	\$ -	0%	100%	0%	0
AUTO MAINT/LT RP	MIHS	ASE ENTRY-LEVEL - A	NIASE081	Warren, D	X	0	4	3	1	0	0.1	\$1,533.44	75%	25%	0%	0.3
AUTO MAINT/LT RP	MIHS	ASE ENTRY-LEVEL - A	NIASE082	Warren, D	X	0	60	20	40	0	0.1	\$10,222.92	33%	67%	0%	2
AUTO MAINT/LT RP	MIHS	ASE ENTRY-LEVEL - A	NIASE082	Warren, D	X	0	4	1	3	0	0.1	\$511.15	25%	75%	0%	0.1
AUTO MAINT/LT RP	MIHS	ASE ENTRY-LEVEL - A	NIASE082	Warren, D	X	0	5	3	2	0	0.1	\$1,533.44	60%	40%	0%	0.3
AUTO MAINT/LT RP	MIHS	ASE ENTRY-LEVEL - A	NIASE082	Warren, D	X	4	1	1	0	3	0.1	\$511.15	100%	0%	75%	0.1
AUTO MAINT/LT RP	MIHS	ASE ENTRY-LEVEL - A	NIASE083	Warren, D	X	0	63	37	26	0	0.1	\$18,912.40	59%	41%	0%	3.7
AUTO MAINT/LT RP	MIHS	ASE ENTRY-LEVEL - A	NIASE083	Warren, D	X	0	5	1	4	0	0.1	\$511.15	20%	80%	0%	0.1
AUTO MAINT/LT RP	MIHS	ASE ENTRY-LEVEL - A	NIASE083	Warren, D	X	0	4	4	0	0	0.1	\$2,044.58	100%	0%	0%	0.4
AUTO MAINT/LT RP	MIHS	ASE ENTRY-LEVEL - A	NIASE083	Warren, D	X	0	1	1	0	0	0.1	\$511.15	100%	0%	0%	0.1
AUTO MAINT/LT RP	MIHS	ASE ENTRY-LEVEL - A	NIASE084	Warren, D	X	0	2	1	1	0	0.1	\$511.15	50%	50%	0%	0.1
AUTO MAINT/LT RP	MIHS	ASE ENTRY-LEVEL - A	NIASE085	Warren, D	X	0	1	0	1	0	0.1	\$ -	0%	100%	0%	0
AUTO MAINT/LT RP	MIHS	ASE ENTRY-LEVEL - A	NIASE085	Warren, D	X	0	11	5	6	0	0.1	\$2,555.73	45%	55%	0%	0.5
AUTO MAINT/LT RP	MIHS	ASE ENTRY-LEVEL - A	NIASE085	Warren, D	X	0	1	0	1	0	0.1	\$ -	0%	100%	0%	0
AUTO MAINT/LT RP	RHS	ASE ENTRY-LEVEL - A	NIASE077	Sebetka, E	X	13	2	0	2	11	0.1	\$ -	0%	100%	85%	0
AUTO MAINT/LT RP	RHS	ASE ENTRY-LEVEL - A	NIASE078	Sebetka, E	X	0	1	1	0	0	0.1	\$511.15	100%	0%	0%	0.1
AUTO MAINT/LT RP	RHS	ASE ENTRY-LEVEL - A	NIASE079	Sebetka, E	X	0	1	0	1	0	0.1	\$ -	0%	100%	0%	0
AUTO MAINT/LT RP	RHS	ASE ENTRY-LEVEL - A	NIASE079	Sebetka, E	X	0	12	1	11	0	0.1	\$511.15	8%	92%	0%	0.1
AUTO MAINT/LT RP	RHS	ASE ENTRY-LEVEL - A	NIASE079	Sebetka, E	X	33	16	15	1	17	0.1	\$7,667.19	94%	6%	52%	1.5
AUTO MAINT/LT RP	RHS	ASE ENTRY-LEVEL - A	NIASE079	Sebetka, E	X	0	10	7	3	0	0.1	\$3,578.02	70%	30%	0%	0.7
AUTO MAINT/LT RP	RHS	ASE ENTRY-LEVEL - A	NIASE080	Sebetka, E	X	0	16	6	10	0	0.1	\$3,066.88	38%	63%	0%	0.6
AUTO MAINT/LT RP	RHS	ASE ENTRY-LEVEL - A	NIASE080	Sebetka, E	X	0	13	13	0	0	0.1	\$6,644.90	100%	0%	0%	1.3
AUTO MAINT/LT RP	RHS	ASE ENTRY-LEVEL - A	NIASE080	Sebetka, E	X	0	11	7	4	0	0.1	\$3,578.02	64%	36%	0%	0.7
AUTO MAINT/LT RP	RHS	ASE ENTRY-LEVEL - A	NIASE080	Sebetka, E	X	13	2	1	1	11	0.1	\$511.15	50%	50%	85%	0.1
AUTO MAINT/LT RP	RHS	ASE ENTRY-LEVEL - A	NIASE081	Sebetka, E	X	0	2	2	0	0	0.1	\$1,022.29	100%	0%	0%	0.2
AUTO MAINT/LT RP	RHS	ASE ENTRY-LEVEL - A	NIASE081	Sebetka, E	X	0	2	1	1	0	0.1	\$511.15	50%	50%	0%	0.1
AUTO MAINT/LT RP	RHS	ASE ENTRY-LEVEL - A	NIASE082	Sebetka, E	X	0	5	0	5	0	0.1	\$ -	0%	100%	0%	0
AUTO MAINT/LT RP	RHS	ASE ENTRY-LEVEL - A	NIASE083	Sebetka, E	X	0	19	7	12	0	0.1	\$3,578.02	37%	63%	0%	0.7
AUTO MAINT/LT RP	RHS	ASE ENTRY-LEVEL - A	NIASE083	Sebetka, E	X	0	9	9	0	0	0.1	\$4,600.31	100%	0%	0%	0.9
AUTO MAINT/LT RP	RHS	ASE ENTRY-LEVEL - A	NIASE083	Sebetka, E	X	0	7	1	6	0	0.1	\$511.15	14%	86%	0%	0.1
AUTO MAINT/LT RP	RHS	ASE ENTRY-LEVEL - A	NIASE084	Sebetka, E	X	0	19	2	17	0	0.1	\$1,022.29	11%	89%	0%	0.2
AUTO MAINT/LT RP	RHS	ASE ENTRY-LEVEL - A	NIASE084	Sebetka, E	X	0	12	12	0	0	0.1	\$6,133.75	100%	0%	0%	1.2

Program Name	School	Cert ID	Cert #	Teacher of Record	Impacts School Grade	# Std Identified	Actual Participants	Pass	Fail	Didn't Test	Funding Weight	Potential CAPE Funding	Percentage of Testers Passing	Percentage Testers Failing	Percentage Students Identified NOT Tested	Potential Bonus FTE Calculation
AUTO MAINT/LT RP	RHS	ASE ENTRY-LEVEL - A	NIASE084	Sebetka, E	X	0	12	3	9	0	0.1	\$1,533.44	25%	75%	0%	0.3
AUTO MAINT/LT RP	RHS	ASE ENTRY-LEVEL - A	NIASE084	Sebetka, E	X	0	1	1	0	0	0.1	\$511.15	100%	0%	0%	0.1
AUTO MAINT/LT RP	RHS	ASE ENTRY-LEVEL - A	NIASE085	Sebetka, E	X	0	7	1	6	0	0.1	\$511.15	14%	86%	0%	0.1
AUTO MAINT/LT RP	SHS	ASE ENTRY-LEVEL - A	NIASE077	Pitts, R	X	0	2	2	0	0	0.1	\$1,022.29	100%	0%	0%	0.2
AUTO MAINT/LT RP	SHS	ASE ENTRY-LEVEL - A	NIASE078	Pitts, R	X	0	1	0	1	0	0.1	\$ -	0%	100%	0%	0
AUTO MAINT/LT RP	SHS	ASE ENTRY-LEVEL - A	NIASE078	Pitts, R	X	0	3	0	3	0	0.1	\$ -	0%	100%	0%	0
AUTO MAINT/LT RP	SHS	ASE ENTRY-LEVEL - A	NIASE078	Pitts, R	X	0	5	1	4	0	0.1	\$511.15	20%	80%	0%	0.1
AUTO MAINT/LT RP	SHS	ASE ENTRY-LEVEL - A	NIASE078	Pitts, R	X	9	2	2	0	7	0.1	\$1,022.29	100%	0%	78%	0.2
AUTO MAINT/LT RP	SHS	ASE ENTRY-LEVEL - A	NIASE079	Wilson, C	X	0	1	1	0	0	0.1	\$511.15	100%	0%	0%	0.1
AUTO MAINT/LT RP	SHS	ASE ENTRY-LEVEL - A	NIASE079	Pitts, R	X	0	1	0	1	0	0.1	\$ -	0%	100%	0%	0
AUTO MAINT/LT RP	SHS	ASE ENTRY-LEVEL - A	NIASE079	Pitts, R	X	0	1	1	0	0	0.1	\$511.15	100%	0%	0%	0.1
AUTO MAINT/LT RP	SHS	ASE ENTRY-LEVEL - A	NIASE080	Wilson, C	X	0	1	1	0	0	0.1	\$511.15	100%	0%	0%	0.1
AUTO MAINT/LT RP	SHS	ASE ENTRY-LEVEL - A	NIASE080	Pitts, R	X	16	3	3	0	13	0.1	\$1,533.44	100%	0%	81%	0.3
AUTO MAINT/LT RP	SHS	ASE ENTRY-LEVEL - A	NIASE081	Wilson, C	X	0	1	1	0	0	0.1	\$511.15	100%	0%	0%	0.1
AUTO MAINT/LT RP	SHS	ASE ENTRY-LEVEL - A	NIASE081	Pitts, R	X	9	1	1	0	8	0.1	\$511.15	100%	0%	89%	0.1
AUTO MAINT/LT RP	SHS	ASE ENTRY-LEVEL - A	NIASE082	Wilson, C	X	0	10	3	7	0	0.1	\$1,533.44	30%	70%	0%	0.3
AUTO MAINT/LT RP	SHS	ASE ENTRY-LEVEL - A	NIASE082	Pitts, R	X	0	3	2	1	0	0.1	\$1,022.29	67%	33%	0%	0.2
AUTO MAINT/LT RP	SHS	ASE ENTRY-LEVEL - A	NIASE082	Pitts, R	X	0	3	0	3	0	0.1	\$ -	0%	100%	0%	0
AUTO MAINT/LT RP	SHS	ASE ENTRY-LEVEL - A	NIASE082	Pitts, R	X	9	3	2	1	6	0.1	\$1,022.29	67%	33%	67%	0.2
AUTO MAINT/LT RP	SHS	ASE ENTRY-LEVEL - A	NIASE082	Pitts, R	X	0	1	0	1	0	0.1	\$ -	0%	100%	0%	0
AUTO MAINT/LT RP	SHS	ASE ENTRY-LEVEL - A	NIASE083	Wilson, C	X	0	14	4	10	0	0.1	\$2,044.58	29%	71%	0%	0.4
AUTO MAINT/LT RP	SHS	ASE ENTRY-LEVEL - A	NIASE083	Pitts, R	X	0	18	6	12	0	0.1	\$3,066.88	33%	67%	0%	0.6
AUTO MAINT/LT RP	SHS	ASE ENTRY-LEVEL - A	NIASE083	Wilson, C	X	0	1	1	0	0	0.1	\$511.15	100%	0%	0%	0.1
AUTO MAINT/LT RP	SHS	ASE ENTRY-LEVEL - A	NIASE084	Pitts, R	X	0	1	1	0	0	0.1	\$511.15	100%	0%	0%	0.1
AUTO MAINT/LT RP	SHS	ASE ENTRY-LEVEL - A	NIASE084	Pitts, R	X	9	2	2	0	7	0.1	\$1,022.29	100%	0%	78%	0.2
AUTO MAINT/LT RP	SHS	ASE ENTRY-LEVEL - A	NIASE085	Pitts, R	X	0	1	0	1	0	0.1	\$ -	0%	100%	0%	0
AUTO MAINT/LT RP	THS	ASE ENTRY-LEVEL - A	NIASE077	McBenton, E	X	0	1	1	0	0	0.1	\$511.15	100%	0%	0%	0.1
AUTO MAINT/LT RP	THS	ASE ENTRY-LEVEL - A	NIASE077	McBenton, E	X	13	3	2	1	10	0.1	\$1,022.29	67%	33%	77%	0.2
AUTO MAINT/LT RP	THS	ASE ENTRY-LEVEL - A	NIASE078	McBenton, E	X	0	1	0	1	0	0.1	\$ -	0%	100%	0%	0
AUTO MAINT/LT RP	THS	ASE ENTRY-LEVEL - A	NIASE078	McBenton, E	X	0	2	1	1	0	0.1	\$511.15	50%	50%	0%	0.1
AUTO MAINT/LT RP	THS	ASE ENTRY-LEVEL - A	NIASE078	McBenton, E	X	0	3	1	2	0	0.1	\$511.15	33%	67%	0%	0.1
AUTO MAINT/LT RP	THS	ASE ENTRY-LEVEL - A	NIASE079	McBenton, E	X	0	1	1	0	0	0.1	\$511.15	100%	0%	0%	0.1
AUTO MAINT/LT RP	THS	ASE ENTRY-LEVEL - A	NIASE079	McBenton, E	X	0	20	6	14	0	0.1	\$3,066.88	30%	70%	0%	0.6
AUTO MAINT/LT RP	THS	ASE ENTRY-LEVEL - A	NIASE079	McBenton, E	X	12	3	0	3	9	0.1	\$ -	0%	100%	75%	0
AUTO MAINT/LT RP	THS	ASE ENTRY-LEVEL - A	NIASE079	McBenton, E	X	0	6	2	4	0	0.1	\$1,022.29	33%	67%	0%	0.2
AUTO MAINT/LT RP	THS	ASE ENTRY-LEVEL - A	NIASE079	McBenton, E	X	0	1	0	1	0	0.1	\$ -	0%	100%	0%	0
AUTO MAINT/LT RP	THS	ASE ENTRY-LEVEL - A	NIASE080	McBenton, E	X	0	5	5	0	0	0.1	\$2,555.73	100%	0%	0%	0.5
AUTO MAINT/LT RP	THS	ASE ENTRY-LEVEL - A	NIASE080	McBenton, E	X	0	38	23	15	0	0.1	\$11,756.36	61%	39%	0%	2.3
AUTO MAINT/LT RP	THS	ASE ENTRY-LEVEL - A	NIASE080	McBenton, E	X	0	2	1	1	0	0.1	\$511.15	50%	50%	0%	0.1
AUTO MAINT/LT RP	THS	ASE ENTRY-LEVEL - A	NIASE081	McBenton, E	X	0	1	1	0	0	0.1	\$511.15	100%	0%	0%	0.1
AUTO MAINT/LT RP	THS	ASE ENTRY-LEVEL - A	NIASE081	McBenton, E	X	0	4	2	2	0	0.1	\$1,022.29	50%	50%	0%	0.2
AUTO MAINT/LT RP	THS	ASE ENTRY-LEVEL - A	NIASE081	McBenton, E	X	0	5	2	3	0	0.1	\$1,022.29	40%	60%	0%	0.2
AUTO MAINT/LT RP	THS	ASE ENTRY-LEVEL - A	NIASE081	McBenton, E	X	0	1	0	1	0	0.1	\$ -	0%	100%	0%	0
AUTO MAINT/LT RP	THS	ASE ENTRY-LEVEL - A	NIASE082	McBenton, E	X	0	3	3	0	0	0.1	\$1,533.44	100%	0%	0%	0.3
AUTO MAINT/LT RP	THS	ASE ENTRY-LEVEL - A	NIASE082	McBenton, E	X	0	17	7	10	0	0.1	\$3,578.02	41%	59%	0%	0.7
AUTO MAINT/LT RP	THS	ASE ENTRY-LEVEL - A	NIASE082	McBenton, E	X	12	1	0	1	11	0.1	\$ -	0%	100%	92%	0
AUTO MAINT/LT RP	THS	ASE ENTRY-LEVEL - A	NIASE082	McBenton, E	X	0	1	0	1	0	0.1	\$ -	0%	100%	0%	0
AUTO MAINT/LT RP	THS	ASE ENTRY-LEVEL - A	NIASE082	McBenton, E	X	1	1	1	0	0	0.1	\$511.15	100%	0%	0%	0.1
AUTO MAINT/LT RP	THS	ASE ENTRY-LEVEL - A	NIASE083	McBenton, E	X	0	2	2	0	0	0.1	\$1,022.29	100%	0%	0%	0.2
AUTO MAINT/LT RP	THS	ASE ENTRY-LEVEL - A	NIASE083	McBenton, E	X	0	29	12	17	0	0.1	\$6,133.75	41%	59%	0%	1.2
AUTO MAINT/LT RP	THS	ASE ENTRY-LEVEL - A	NIASE083	McBenton, E	X	0	1	1	0	0	0.1	\$511.15	100%	0%	0%	0.1
AUTO MAINT/LT RP	THS	ASE ENTRY-LEVEL - A	NIASE083	McBenton, E	X	0	4	1	3	0	0.1	\$511.15	25%	75%	0%	0.1
AUTO MAINT/LT RP	THS	ASE ENTRY-LEVEL - A	NIASE084	McBenton, E	X	0	1	1	0	0	0.1	\$511.15	100%	0%	0%	0.1
AUTO MAINT/LT RP	THS	ASE ENTRY-LEVEL - A	NIASE084	McBenton, E	X	0	1	1	0	0	0.1	\$511.15	100%	0%	0%	0.1
AUTO MAINT/LT RP	THS	ASE ENTRY-LEVEL - A	NIASE084	McBenton, E	X	0	2	2	0	0	0.1	\$1,022.29	100%	0%	0%	0.2
AUTO MAINT/LT RP	THS	ASE ENTRY-LEVEL - A	NIASE085	McBenton, E	X	0	2	2	0	0	0.1	\$1,022.29	100%	0%	0%	0.2
AUTO MAINT/LT RP	THS	ASE ENTRY-LEVEL - A	NIASE085	McBenton, E	X	0	13	5	8	0	0.1	\$2,555.73	38%	62%	0%	0.5
AUTO MAINT/LT RP	THS	ASE ENTRY-LEVEL - A	NIASE085	McBenton, E	X	12	6	3	3	6	0.1	\$1,533.44	50%	50%	50%	0.3
AUTO MAINT/LT RP	THS	ASE ENTRY-LEVEL - A	NIASE085	McBenton, E	X	0	4	2	2	0	0.1	\$1,022.29	50%	50%	0%	0.2
AVIATION ASSEMB	EGHS	AEROSPACE / AIRCRAF	NCATT003	Mcinnish, W	X	0	20	5	15	0	0.1	\$2,555.73	25%	75%	0%	0.5
AVIATION ASSEMB	EGHS	AEROSPACE / AIRCRAF	NCATT003	Mcinnish, W	X	18	6	6	0	12	0.1	\$3,066.88	100%	0%	67%	0.6
AVIATION ASSEMB	EGHS	FAA GROUND SCHOOL	FEDAA013	Mcinnish, W	X	0	1	0	1	0	0.2	\$ -	0%	100%	0%	0
BLDG CONST TECH	AHS	HBI PRE-APPRENTICES	HBINS004	Kierstead, D	X	0	27	23	4	0	0.1	\$11,756.36	85%	15%	0%	2.3
BLDG CONST TECH	AHS	HBI PRE-APPRENTICES	HBINS004	Kierstead, D	X	37	12	7	5	25	0.1	\$3,578.02	58%	42%	68%	0.7
BLDG CONST TECH	AHS	HBI PRE-APPRENTICES	HBINS004	Kierstead, D	X	0	1	1	0	0	0.1	\$511.15	100%	0%	0%	0.1

Program Name	School	Cert ID	Cert #	Teacher of Record	Impacts School Grade	# Std Identified	Actual Participants	Pass	Fail	Didn't Test	Funding Weight	Potential CAPE Funding	Percentage of Testers Passing	Percentage Testers Failing	Percentage Students Identified NOT Tested	Potential Bonus FTE Calculation
BLDG CONST TECH	CHS	HBI PRE-APPRENTICES	HBINS004	Jones, J	X	30	16	16	0	14	0.1	\$8,178.34	100%	0%	47%	1.6
BLDG CONST TECH	CHS	HBI PRE-APPRENTICES	HBINS004	Jones, J	X	0	4	4	0	0	0.1	\$2,044.58	100%	0%	0%	0.4
BLDG CONST TECH	CHS	HBI PRE-APPRENTICES	HBINS004	Jones, J	X	0	1	1	0	0	0.1	\$511.15	100%	0%	0%	0.1
BLDG CONST TECH	CHS	HBI PRE-APPRENTICES	HBINS005	Jones, J	X	0	3	3	0	0	0.1	\$1,533.44	100%	0%	0%	0.3
BLDG CONST TECH	CHS	HBI PRE-APPRENTICES	HBINS005	Jones, J	X	0	3	3	0	0	0.1	\$1,533.44	100%	0%	0%	0.3
BLDG CONST TECH	CHS	HBI PRE-APPRENTICES	HBINS005	Jones, J	X	0	1	1	0	0	0.1	\$511.15	100%	0%	0%	0.1
BLDG CONST TECH	MHS	HBI PRE-APPRENTICES	HBINS004	Dyer, R	X	0	53	29	24	0	0.1	\$14,823.23	55%	45%	0%	2.9
BLDG CONST TECH	MHS	HBI PRE-APPRENTICES	HBINS004	Dyer, R	X	28	11	5	6	17	0.1	\$2,555.73	45%	55%	61%	0.5
BLDG CONST TECH	MHS	HBI PRE-APPRENTICES	HBINS004	Dyer, R	X	0	2	1	1	0	0.1	\$511.15	50%	50%	0%	0.1
BLDG CONST TECH	MHS	HBI PRE-APPRENTICES	HBINS005	Dyer, R	X	0	5	0	5	0	0.1	\$ -	0%	100%	0%	0
BLDG CONST TECH	MHS	HBI PRE-APPRENTICES	HBINS005	Dyer, R	X	0	4	1	3	0	0.1	\$511.15	25%	75%	0%	0.1
BLDG CONST TECH	PBHS	HBI PRE-APPRENTICES	HBINS004	Hayes, S	X	0	8	8	0	0	0.1	\$4,089.17	100%	0%	0%	0.8
BLDG CONST TECH	PBHS	HBI PRE-APPRENTICES	HBINS004	Hayes, S	X	27	17	17	0	10	0.1	\$8,689.48	100%	0%	37%	1.7
BLDG CONST TECH	PBHS	HBI PRE-APPRENTICES	HBINS004	Hayes, S	X	0	2	1	1	0	0.1	\$511.15	50%	50%	0%	0.1
BUS COMM & TECH	VHS	ENTREPRENEURSHIP &	INTUT002	Formanek, D	X	0	49	40	9	0	0.2	\$40,891.68	82%	18%	0%	8
BUS SOFTWARE APP	SCHS	ENTREPRENEURSHIP &	INTUT002	Brayboy, T	X	0	9	6	3	0	0.2	\$6,133.75	67%	33%	0%	1.2
BUSINESS ENTREP	AHS	ENTREPRENEURSHIP &	INTUT002	Deese, D	X	0	22	17	5	0	0.2	\$17,378.96	77%	23%	0%	3.4
BUSINESS ENTREP	EGHS	ENTREPRENEURSHIP &	INTUT002	Williamson, C	X	0	36	28	8	0	0.2	\$28,624.18	78%	22%	0%	5.6
BUSINESS SOFTWARE	HHS	ENTREPRENEURSHIP &	INTUT002	Payne-Craig, B	X	0	11	11	0	0	0.2	\$11,245.21	100%	0%	0%	2.2
BUSINESS SOFTWARE	MIHS	ENTREPRENEURSHIP &	INTUT002	Burr, K	X	0	15	11	4	0	0.2	\$11,245.21	73%	27%	0%	2.2
BUSINESS SOFTWARE	SCHS	ENTREPRENEURSHIP &	INTUT002	Brayboy, T	X	0	3	2	1	0	0.2	\$2,044.58	67%	33%	0%	0.4
BUSINESS SOFTWARE	MIHS	PMI PROJECT MANAGEM	PRMIN004	Burr, K	X	0	8	1	7	0	0.2	\$1,022.29	13%	88%	0%	0.2
COLL NON-STRUCT	CHS	ASE ENTRY-LEVEL - A	NIASE077	Riffe, P	X	0	3	3	0	0	0.1	\$1,533.44	100%	0%	0%	0.3
COLL NON-STRUCT	CHS	ASE ENTRY-LEVEL - A	NIASE077	Riffe, P	X	0	1	0	1	0	0.1	\$ -	0%	100%	0%	0
COLL NON-STRUCT	CHS	ASE ENTRY-LEVEL - A	NIASE078	Riffe, P	X	0	3	1	2	0	0.1	\$511.15	33%	67%	0%	0.1
COLL NON-STRUCT	CHS	ASE ENTRY-LEVEL - A	NIASE078	Riffe, P	X	0	1	0	1	0	0.1	\$ -	0%	100%	0%	0
COLL NON-STRUCT	CHS	ASE ENTRY-LEVEL - A	NIASE079	Riffe, P	X	0	2	1	1	0	0.1	\$511.15	50%	50%	0%	0.1
COLL NON-STRUCT	CHS	ASE ENTRY-LEVEL - A	NIASE079	Riffe, P	X	0	1	0	1	0	0.1	\$ -	0%	100%	0%	0
COLL NON-STRUCT	CHS	ASE ENTRY-LEVEL - A	NIASE080	Riffe, P	X	0	2	2	0	0	0.1	\$1,022.29	100%	0%	0%	0.2
COLL NON-STRUCT	CHS	ASE ENTRY-LEVEL - A	NIASE080	Riffe, P	X	0	1	0	1	0	0.1	\$ -	0%	100%	0%	0
COLL NON-STRUCT	CHS	ASE ENTRY-LEVEL - A	NIASE081	Riffe, P	X	0	3	2	1	0	0.1	\$1,022.29	67%	33%	0%	0.2
COLL NON-STRUCT	CHS	ASE ENTRY-LEVEL - A	NIASE081	Riffe, P	X	0	1	0	1	0	0.1	\$ -	0%	100%	0%	0
COLL NON-STRUCT	CHS	ASE ENTRY-LEVEL - A	NIASE082	Riffe, P	X	0	2	1	1	0	0.1	\$511.15	50%	50%	0%	0.1
COLL NON-STRUCT	CHS	ASE ENTRY-LEVEL - A	NIASE082	Riffe, P	X	0	1	0	1	0	0.1	\$ -	0%	100%	0%	0
COLL NON-STRUCT	CHS	ASE ENTRY-LEVEL - A	NIASE083	Riffe, P	X	0	3	2	1	0	0.1	\$1,022.29	67%	33%	0%	0.2
COLL NON-STRUCT	CHS	ASE ENTRY-LEVEL - A	NIASE083	Riffe, P	X	0	1	0	1	0	0.1	\$ -	0%	100%	0%	0
COLL NON-STRUCT	CHS	ASE ENTRY-LEVEL - A	NIASE084	Riffe, P	X	0	3	1	2	0	0.1	\$511.15	33%	67%	0%	0.1
COLL NON-STRUCT	CHS	ASE ENTRY-LEVEL - A	NIASE084	Riffe, P	X	0	1	0	1	0	0.1	\$ -	0%	100%	0%	0
COLL NON-STRUCT	CHS	ASE ENTRY-LEVEL - A	NIASE085	Riffe, P	X	0	3	1	2	0	0.1	\$511.15	33%	67%	0%	0.1
COLL NON-STRUCT	CHS	ASE ENTRY-LEVEL - A	NIASE085	Riffe, P	X	0	1	0	1	0	0.1	\$ -	0%	100%	0%	0
COLL NON-STRUCT	CHS	ASE ENTRY-LEVEL - C	NIASE086	Riffe, P	X	0	5	2	3	0	0.1	\$1,022.29	40%	60%	0%	0.2
COLL NON-STRUCT	CHS	ASE ENTRY-LEVEL - C	NIASE087	Riffe, P	X	0	5	1	4	0	0.1	\$511.15	20%	80%	0%	0.1
COLL NON-STRUCT	CHS	ASE ENTRY-LEVEL - C	NIASE088	Riffe, P	X	0	5	1	4	0	0.1	\$511.15	20%	80%	0%	0.1
COLL NON-STRUCT	CHS	ASE ENTRY-LEVEL - C	NIASE088	Riffe, P	X	0	1	0	1	0	0.1	\$ -	0%	100%	0%	0
COLL NON-STRUCT	CHS	ASE ENTRY-LEVEL - C	NIASE089	Riffe, P	X	11	4	1	3	7	0.1	\$511.15	25%	75%	64%	0.1
COLL PAINT/BODY	CHS	ASE ENTRY-LEVEL - A	NIASE077	Riffe, P	X	0	1	0	1	0	0.1	\$ -	0%	100%	0%	0
COLL PAINT/BODY	CHS	ASE ENTRY-LEVEL - A	NIASE078	Riffe, P	X	0	1	0	1	0	0.1	\$ -	0%	100%	0%	0
COLL PAINT/BODY	CHS	ASE ENTRY-LEVEL - A	NIASE080	Riffe, P	X	0	1	0	1	0	0.1	\$ -	0%	100%	0%	0
COLL PAINT/BODY	CHS	ASE ENTRY-LEVEL - A	NIASE081	Riffe, P	X	0	1	0	1	0	0.1	\$ -	0%	100%	0%	0
COLL PAINT/BODY	CHS	ASE ENTRY-LEVEL - A	NIASE082	Riffe, P	X	0	1	0	1	0	0.1	\$ -	0%	100%	0%	0
COLL PAINT/BODY	CHS	ASE ENTRY-LEVEL - A	NIASE083	Riffe, P	X	0	1	0	1	0	0.1	\$ -	0%	100%	0%	0
COLL PAINT/BODY	CHS	ASE ENTRY-LEVEL - A	NIASE084	Riffe, P	X	0	1	0	1	0	0.1	\$ -	0%	100%	0%	0
COLL PAINT/BODY	CHS	ASE ENTRY-LEVEL - A	NIASE085	Riffe, P	X	0	1	1	0	0	0.1	\$511.15	100%	0%	0%	0.1
COLL PAINT/BODY	CHS	ASE ENTRY-LEVEL - C	NIASE086	Riffe, P	X	0	12	3	9	0	0.1	\$1,533.44	25%	75%	0%	0.3
COLL PAINT/BODY	CHS	ASE ENTRY-LEVEL - C	NIASE087	Riffe, P	X	0	12	4	8	0	0.1	\$2,044.58	33%	67%	0%	0.4
COLL PAINT/BODY	CHS	ASE ENTRY-LEVEL - C	NIASE088	Riffe, P	X	0	12	3	9	0	0.1	\$1,533.44	25%	75%	0%	0.3
COLL PAINT/BODY	CHS	ASE ENTRY-LEVEL - C	NIASE089	Riffe, P	X	0	12	3	9	0	0.1	\$1,533.44	25%	75%	0%	0.3
COLL PAINT/REF A	CHS	ASE ENTRY-LEVEL - A	NIASE077	Riffe, P	X	0	2	1	1	0	0.1	\$511.15	50%	50%	0%	0.1
COLL PAINT/REF A	CHS	ASE ENTRY-LEVEL - A	NIASE077	Riffe, P	X	0	5	2	3	0	0.1	\$1,022.29	40%	60%	0%	0.2
COLL PAINT/REF A	CHS	ASE ENTRY-LEVEL - A	NIASE077	Riffe, P	X	0	4	2	2	0	0.1	\$1,022.29	50%	50%	0%	0.2
COLL PAINT/REF A	CHS	ASE ENTRY-LEVEL - A	NIASE078	Riffe, P	X	0	1	0	1	0	0.1	\$ -	0%	100%	0%	0
COLL PAINT/REF A	CHS	ASE ENTRY-LEVEL - A	NIASE078	Riffe, P	X	0	6	1	5	0	0.1	\$511.15	17%	83%	0%	0.1
COLL PAINT/REF A	CHS	ASE ENTRY-LEVEL - A	NIASE078	Riffe, P	X	0	4	2	2	0	0.1	\$1,022.29	50%	50%	0%	0.2
COLL PAINT/REF A	CHS	ASE ENTRY-LEVEL - A	NIASE079	Riffe, P	X	0	1	1	0	0	0.1	\$511.15	100%	0%	0%	0.1

Program Name	School	Cert ID	Cert #	Teacher of Record	Impacts School Grade	# Std Identified	Actual Participants	Pass	Fail	Didn't Test	Funding Weight	Potential CAPE Funding	Percentage of Testers Passing	Percentage Testers Failing	Percentage Students Identified NOT Tested	Potential Bonus FTE Calculation
COLL PAINT/REF A	CHS	ASE ENTRY-LEVEL - A	NIASE079	Riffe, P	X	0	6	1	5	0	0.1	\$511.15	17%	83%	0%	0.1
COLL PAINT/REF A	CHS	ASE ENTRY-LEVEL - A	NIASE079	Riffe, P	X	0	5	4	1	0	0.1	\$2,044.58	80%	20%	0%	0.4
COLL PAINT/REF A	CHS	ASE ENTRY-LEVEL - A	NIASE080	Riffe, P	X	0	1	1	0	0	0.1	\$511.15	100%	0%	0%	0.1
COLL PAINT/REF A	CHS	ASE ENTRY-LEVEL - A	NIASE080	Riffe, P	X	0	6	2	4	0	0.1	\$1,022.29	33%	67%	0%	0.2
COLL PAINT/REF A	CHS	ASE ENTRY-LEVEL - A	NIASE080	Riffe, P	X	0	5	4	1	0	0.1	\$2,044.58	80%	20%	0%	0.4
COLL PAINT/REF A	CHS	ASE ENTRY-LEVEL - A	NIASE081	Riffe, P	X	0	1	1	0	0	0.1	\$511.15	100%	0%	0%	0.1
COLL PAINT/REF A	CHS	ASE ENTRY-LEVEL - A	NIASE081	Riffe, P	X	0	6	4	2	0	0.1	\$2,044.58	67%	33%	0%	0.4
COLL PAINT/REF A	CHS	ASE ENTRY-LEVEL - A	NIASE081	Riffe, P	X	0	4	1	3	0	0.1	\$511.15	25%	75%	0%	0.1
COLL PAINT/REF A	CHS	ASE ENTRY-LEVEL - A	NIASE082	Riffe, P	X	0	3	2	1	0	0.1	\$1,022.29	67%	33%	0%	0.2
COLL PAINT/REF A	CHS	ASE ENTRY-LEVEL - A	NIASE082	Riffe, P	X	0	3	1	2	0	0.1	\$511.15	33%	67%	0%	0.1
COLL PAINT/REF A	CHS	ASE ENTRY-LEVEL - A	NIASE082	Riffe, P	X	0	5	2	3	0	0.1	\$1,022.29	40%	60%	0%	0.2
COLL PAINT/REF A	CHS	ASE ENTRY-LEVEL - A	NIASE083	Riffe, P	X	0	1	0	1	0	0.1	\$ -	0%	100%	0%	0
COLL PAINT/REF A	CHS	ASE ENTRY-LEVEL - A	NIASE083	Riffe, P	X	0	5	1	4	0	0.1	\$511.15	20%	80%	0%	0.1
COLL PAINT/REF A	CHS	ASE ENTRY-LEVEL - A	NIASE083	Riffe, P	X	0	3	2	1	0	0.1	\$1,022.29	67%	33%	0%	0.2
COLL PAINT/REF A	CHS	ASE ENTRY-LEVEL - A	NIASE084	Riffe, P	X	0	2	2	0	0	0.1	\$1,022.29	100%	0%	0%	0.2
COLL PAINT/REF A	CHS	ASE ENTRY-LEVEL - A	NIASE084	Riffe, P	X	0	5	1	4	0	0.1	\$511.15	20%	80%	0%	0.1
COLL PAINT/REF A	CHS	ASE ENTRY-LEVEL - A	NIASE084	Riffe, P	X	0	4	3	1	0	0.1	\$1,533.44	75%	25%	0%	0.3
COLL PAINT/REF A	CHS	ASE ENTRY-LEVEL - A	NIASE085	Riffe, P	X	0	1	0	1	0	0.1	\$ -	0%	100%	0%	0
COLL PAINT/REF A	CHS	ASE ENTRY-LEVEL - A	NIASE085	Riffe, P	X	0	4	2	2	0	0.1	\$1,022.29	50%	50%	0%	0.2
COLL PAINT/REF A	CHS	ASE ENTRY-LEVEL - A	NIASE085	Riffe, P	X	0	3	2	1	0	0.1	\$1,022.29	67%	33%	0%	0.2
COLL PAINT/REF A	CHS	ASE ENTRY-LEVEL - C	NIASE086	Riffe, P	X	0	4	3	1	0	0.1	\$1,533.44	75%	25%	0%	0.3
COLL PAINT/REF A	CHS	ASE ENTRY-LEVEL - C	NIASE086	Riffe, P	X	0	26	4	22	0	0.1	\$2,044.58	15%	85%	0%	0.4
COLL PAINT/REF A	CHS	ASE ENTRY-LEVEL - C	NIASE086	Riffe, P	X	0	3	3	0	0	0.1	\$1,533.44	100%	0%	0%	0.3
COLL PAINT/REF A	CHS	ASE ENTRY-LEVEL - C	NIASE087	Riffe, P	X	0	4	4	0	0	0.1	\$2,044.58	100%	0%	0%	0.4
COLL PAINT/REF A	CHS	ASE ENTRY-LEVEL - C	NIASE087	Riffe, P	X	0	28	5	23	0	0.1	\$2,555.73	18%	82%	0%	0.5
COLL PAINT/REF A	CHS	ASE ENTRY-LEVEL - C	NIASE087	Riffe, P	X	13	2	0	2	11	0.1	\$ -	0%	100%	85%	0
COLL PAINT/REF A	CHS	ASE ENTRY-LEVEL - C	NIASE088	Riffe, P	X	0	2	2	0	0	0.1	\$1,022.29	100%	0%	0%	0.2
COLL PAINT/REF A	CHS	ASE ENTRY-LEVEL - C	NIASE088	Riffe, P	X	36	27	2	25	9	0.1	\$1,022.29	7%	93%	25%	0.2
COLL PAINT/REF A	CHS	ASE ENTRY-LEVEL - C	NIASE088	Riffe, P	X	0	2	1	1	0	0.1	\$511.15	50%	50%	0%	0.1
COLL PAINT/REF A	CHS	ASE ENTRY-LEVEL - C	NIASE089	Riffe, P	X	0	1	0	1	0	0.1	\$ -	0%	100%	0%	0
COLL PAINT/REF A	CHS	ASE ENTRY-LEVEL - C	NIASE089	Riffe, P	X	0	30	7	23	0	0.1	\$3,578.02	23%	77%	0%	0.7
COLL PAINT/REF A	CHS	ASE ENTRY-LEVEL - C	NIASE089	Riffe, P	X	0	2	2	0	0	0.1	\$1,022.29	100%	0%	0%	0.2
CPT & NET SECURI	MHS	INFORMATION TECHNOL	CERTI007	Schweich, J	X	39	35	12	23	4	0.1	\$6,133.75	34%	66%	10%	1.2
CPT & NET SECURI	MHS	INFORMATION TECHNOL	CERTI009	Schweich, J	X	0	11	3	8	0	0.2	\$3,066.88	27%	73%	0%	0.6
CPT & NET SECURI	MHS	INFORMATION TECHNOL	CERTI015	Schweich, J	X	0	1	1	0	0	0.1	\$511.15	100%	0%	0%	0.1
CPT NETWK FUND	THS	INFORMATION TECHNOL	CERTI015	Stone, R	X	9	9	2	7	0	0.1	\$1,022.29	22%	78%	0%	0.2
CTE INTERNSHIP	EGHS	ASE ENTRY-LEVEL - A	NIASE083	Younger, P	X	0	1	1	0	0	0.1	\$511.15	100%	0%	0%	0.1
CTE INTERNSHIP	SHS	AUTODESK CERTIFIED	ADESK002	Kimbrell, R	X	0	1	1	0	0	0.2	\$1,022.29	100%	0%	0%	0.2
CTE INTERNSHIP	PBHS	CERTIFIED MEDICAL A	NATHA003	Gilliard, S	X	1	1	1	0	0	0.1	\$511.15	100%	0%	0%	0.1
CTE INTERNSHIP	EGHS	CHILD DEVELOPMENT A	CPRECO01	Dilger, E	X	4	4	4	0	0	0.2	\$4,089.17	100%	0%	0%	0.8
CTE INTERNSHIP	PBHS	CHILD DEVELOPMENT A	CPRECO01	Pelchat, K	X	11	8	8	0	3	0.2	\$8,178.34	100%	0%	27%	1.6
CTE INTERNSHIP	SCHS	HBI PRE-APPRENTICES	HBINS004	Cankar, R	X	0	1	1	0	0	0.1	\$511.15	100%	0%	0%	0.1
CTE INTERNSHIP	BHS	NIMS MACHINING LEVE	NIFMS001	Eaves, C	X	0	2	0	2	0	0.2	\$ -	0%	100%	0%	0
CTE INTERNSHIP	BHS	NIMS MACHINING LEVE	NIFMS017	Eaves, C	X	0	2	2	0	0	0.1	\$1,022.29	100%	0%	0%	0.2
CTE INTERNSHIP	BHS	NIMS MACHINING LEVE	NIFMS019	Eaves, C	X	0	1	1	0	0	0.1	\$511.15	100%	0%	0%	0.1
CULINARY ARTS 1	BHS	CERTIFIED FOOD PROT	NRAEF003	Gray, S	X	0	1	1	0	0	0.2	\$1,022.29	100%	0%	0%	0.2
CULINARY ARTS 1	BHS	CERTIFIED FOOD SAFE	NRFSP001	Cox, C	X	0	58	28	30	0	0.2	\$28,624.18	48%	52%	0%	5.6
CULINARY ARTS 1	BHS	CERTIFIED FOOD SAFE	NRFSP001	Gray, S	X	0	58	21	37	0	0.2	\$21,468.13	36%	64%	0%	4.2
CULINARY ARTS 1	CHS	CERTIFIED FOOD SAFE	NRFSP001	Knight, H	X	0	53	8	45	0	0.2	\$8,178.34	15%	85%	0%	1.6
CULINARY ARTS 1	MHS	CERTIFIED FOOD SAFE	NRFSP001	Haskins, L	X	0	34	27	7	0	0.2	\$27,601.88	79%	21%	0%	5.4
CULINARY ARTS 1	PBHS	CERTIFIED FOOD SAFE	NRFSP001	Ho, D	X	0	101	26	75	0	0.2	\$26,579.59	26%	74%	0%	5.2
CULINARY ARTS 1	THS	CERTIFIED FOOD SAFE	NRFSP001	Noble, M	X	0	89	50	39	0	0.2	\$51,114.60	56%	44%	0%	10
CULINARY ARTS 2	BHS	CERTIFIED FOOD PROT	NRAEF003	Gray, S	X	51	49	34	15	2	0.2	\$34,757.93	69%	31%	4%	6.8
CULINARY ARTS 2	BHS	CERTIFIED FOOD PROT	NRAEF003	Cox, C	X	50	44	39	5	6	0.2	\$39,869.39	89%	11%	12%	7.8
CULINARY ARTS 2	CHS	CERTIFIED FOOD PROT	NRAEF003	Knight, H	X	36	27	13	14	9	0.2	\$13,289.80	48%	52%	25%	2.6
CULINARY ARTS 2	MHS	CERTIFIED FOOD PROT	NRAEF003	Ferguson, M	X	49	34	32	2	15	0.2	\$32,713.34	94%	6%	31%	6.4
CULINARY ARTS 2	PBHS	CERTIFIED FOOD PROT	NRAEF003	Ho, D	X	16	15	1	0	0	0.2	\$15,334.38	94%	6%	0%	3
CULINARY ARTS 2	THS	CERTIFIED FOOD PROT	NRAEF003	Noble, M	X	47	46	43	3	1	0.2	\$43,958.56	93%	7%	2%	8.6
CULINARY ARTS 2	BHS	CERTIFIED FOOD SAFE	NRFSP001	Gray, S	X	0	30	7	23	0	0.2	\$7,156.04	23%	77%	0%	1.4
CULINARY ARTS 2	BHS	CERTIFIED FOOD SAFE	NRFSP001	Cox, C	X	0	28	13	15	0	0.2	\$13,289.80	46%	54%	0%	2.6
CULINARY ARTS 2	CHS	CERTIFIED FOOD SAFE	NRFSP001	Knight, H	X	0	21	5	16	0	0.2	\$5,111.46	24%	76%	0%	1
CULINARY ARTS 2	PBHS	CERTIFIED FOOD SAFE	NRFSP001	Ho, D	X	0	5	3	2	0	0.2	\$3,066.88	60%	40%	0%	0.6
CULINARY ARTS 3	CHS	CERTIFIED FOOD PROT	NRAEF003	Knight, H	X	0	4	1	3	0	0.2	\$1,022.29	25%	75%	0%	0.2
CULINARY ARTS 3	MHS	CERTIFIED FOOD PROT	NRAEF003	Ferguson, M	X	0	8	0	8	0	0.2	\$ -	0%	100%	0%	0
CULINARY ARTS 3	CHS	CERTIFIED FOOD SAFE	NRFSP001	Knight, H	X	0	3	0	3	0	0.2	\$ -	0%	100%	0%	0

Program Name	School	Cert ID	Cert #	Teacher of Record	Impacts School Grade	# Std Identified	Actual Participants	Pass	Fail	Didn't Test	Funding Weight	Potential CAPE Funding	Percentage of Testers Passing	Percentage Testers Failing	Percentage Students Identified NOT Tested	Potential Bonus FTE Calculation
CULINARY ARTS 3	PBHS	CERTIFIED FOOD SAFE	NRFSP001	Ho, D	X	0	1	0	1	0	0.2	\$ -	0%	100%	0%	0
CULINARY ARTS 4	CHS	CERTIFIED FOOD PROT	NRAEF003	Knight, H	X	0	1	0	1	0	0.2	\$ -	0%	100%	0%	0
CULINARY ARTS 4	CHS	CERTIFIED FOOD SAFE	NRFSP001	Knight, H	X	0	4	2	2	0	0.2	\$2,044.58	50%	50%	0%	0.4
CULINARY ARTS 4(	BHS	CERTIFIED FOOD SAFE	NRFSP001	Gray, S	X	0	1	0	1	0	0.2	\$ -	0%	100%	0%	0
CYBERSECURITY ES	MHS	COMPTIA IT FUNDAMEN	COMPT018	Schweich, J	X	0	1	1	0	0	0.2	\$1,022.29	100%	0%	0%	0.2
CYBERSECURITY ES	MHS	INFORMATION TECHNOL	CERTI003	Schweich, J	X	0	1	1	0	0	0.2	\$1,022.29	100%	0%	0%	0.2
CYBERSECURITY ES	MHS	INFORMATION TECHNOL	CERTI006	Schweich, J	X	14	6	6	0	8	0.1	\$3,066.88	100%	0%	57%	0.6
CYBERSECURITY ES	MHS	INFORMATION TECHNOL	CERTI007	Schweich, J	X	0	2	2	0	0	0.1	\$1,022.29	100%	0%	0%	0.2
CYBERSECURITY ES	MHS	INFORMATION TECHNOL	CERTI009	Schweich, J	X	0	2	0	2	0	0.2	\$ -	0%	100%	0%	0
CYBERSECURITY ES	MHS	INFORMATION TECHNOL	CERTI010	Schweich, J	X	0	7	0	7	0	0.2	\$ -	0%	100%	0%	0
CYBERSECURITY ES	MHS	INFORMATION TECHNOL	CERTI011	Schweich, J	X	0	1	0	1	0	0.1	\$ -	0%	100%	0%	0
CYBERSECURITY ES	MHS	INFORMATION TECHNOL	CERTI012	Schweich, J	X	0	1	1	0	0	0.2	\$1,022.29	100%	0%	0%	0.2
CYBERSECURITY ES	MHS	INFORMATION TECHNOL	CERTI013	Schweich, J	X	0	3	1	2	0	0.2	\$1,022.29	33%	67%	0%	0.2
DENTAL AIDE 3	VHS	CERTIFIED EKG TECHN	NATHA002	Garrison, C	X	0	60	22	38	0	0.1	\$11,245.21	37%	63%	0%	2.2
DENTAL AIDE 3	VHS	CERTIFIED MEDICAL A	NATHA003	Garrison, C	X	61	1	0	1	60	0.1	\$ -	0%	100%	98%	0
DIG MEDIA/MM FOU	AHS	ADOBE CERTIFIED PRO	ADOBE024	Deese, D	X	0	5	5	0	0	0.2	\$5,111.46	100%	0%	0%	1
DIG MEDIA/MM FOU	AHS	ADOBE CERTIFIED PRO	ADOBE024	Deese, D	X	0	1	1	0	0	0.2	\$1,022.29	100%	0%	0%	0.2
DIG MEDIA/MM FOU	EGHS	ADOBE CERTIFIED PRO	ADOBE023	Keener, B	X	0	4	4	0	0	0.2	\$4,089.17	100%	0%	0%	0.8
DIG MEDIA/MM FOU	EGHS	ADOBE CERTIFIED PRO	ADOBE023	Keener, B	X	16	4	4	0	12	0.2	\$4,089.17	100%	0%	75%	0.8
DIG MEDIA/MM FOU	EGHS	ADOBE CERTIFIED PRO	ADOBE024	Keener, B	X	106	19	19	0	87	0.2	\$19,423.55	100%	0%	82%	3.8
DIG MEDIA/MM FOU	EGHS	ADOBE CERTIFIED PRO	ADOBE024	Keener, B	X	0	1	1	0	0	0.2	\$1,022.29	100%	0%	0%	0.2
DIG MEDIA/MM FOU	HHS	ADOBE CERTIFIED PRO	ADOBE023	Stengle, S	X	0	1	1	0	0	0.2	\$1,022.29	100%	0%	0%	0.2
DIG MEDIA/MM FOU	HHS	ADOBE CERTIFIED PRO	ADOBE024	Stengle, S	X	54	15	15	0	39	0.2	\$15,334.38	100%	0%	72%	3
DIG MEDIA/MM FOU	HHS	ADOBE CERTIFIED PRO	ADOBE024	Stengle, S	X	0	2	2	0	0	0.2	\$1,022.29	100%	0%	0%	0.4
DIG MEDIA/MM FOU	HHS	ADOBE CERTIFIED PRO	ADOBE024	Stengle, S	X	0	1	1	0	0	0.2	\$1,022.29	100%	0%	0%	0.2
DIG MEDIA/MM FOU	MIHS	ADOBE CERTIFIED PRO	ADOBE023	Forbes, K	X	0	4	4	0	0	0.2	\$4,089.17	100%	0%	0%	0.8
DIG MEDIA/MM FOU	MIHS	ADOBE CERTIFIED PRO	ADOBE023	Forbes, K	X	0	12	12	0	0	0.2	\$12,267.50	100%	0%	0%	2.4
DIG MEDIA/MM FOU	MIHS	ADOBE CERTIFIED PRO	ADOBE024	Forbes, K	X	72	32	32	0	40	0.2	\$32,713.34	100%	0%	56%	6.4
DIG MEDIA/MM FOU	MIHS	ADOBE CERTIFIED PRO	ADOBE024	Forbes, K	X	0	6	6	0	0	0.2	\$6,133.75	100%	0%	0%	1.2
DIG MEDIA/MM FOU	MIHS	ADOBE CERTIFIED PRO	ADOBE025	Forbes, K	X	0	5	5	0	0	0.2	\$5,111.46	100%	0%	0%	1
DIG MEDIA/MM FOU	RHS	ADOBE CERTIFIED PRO	ADOBE023	Holmquist, J	X	0	5	5	0	0	0.2	\$5,111.46	100%	0%	0%	1
DIG MEDIA/MM FOU	RHS	ADOBE CERTIFIED PRO	ADOBE023	Holmquist, J	X	8	1	1	0	7	0.2	\$1,022.29	100%	0%	88%	0.2
DIG MEDIA/MM FOU	RHS	ADOBE CERTIFIED PRO	ADOBE024	Holmquist, J	X	94	18	18	0	76	0.2	\$18,401.26	100%	0%	81%	3.6
DIG MEDIA/MM FOU	RHS	ADOBE CERTIFIED PRO	ADOBE024	Holmquist, J	X	0	7	7	0	0	0.2	\$7,156.04	100%	0%	0%	1.4
DIG MEDIA/MM FOU	RHS	ADOBE CERTIFIED PRO	ADOBE024	Holmquist, J	X	0	1	1	0	0	0.2	\$1,022.29	100%	0%	0%	0.2
DIG MEDIA/MM FOU	RHS	ADOBE CERTIFIED PRO	ADOBE025	Holmquist, J	X	0	1	1	0	0	0.2	\$1,022.29	100%	0%	0%	0.2
DIG MEDIA/MM FOU	RHS	ADOBE CERTIFIED PRO	ADOBE025	Holmquist, J	X	0	1	1	0	0	0.2	\$1,022.29	100%	0%	0%	0.2
DIG MEDIA/MM FOU	SCHS	ADOBE CERTIFIED PRO	ADOBE024	Harlan, C	X	45	15	14	1	30	0.2	\$14,312.09	93%	7%	67%	2.8
DIG MEDIA/MM FOU	SCHS	ADOBE CERTIFIED PRO	ADOBE024	Harlan, C	X	0	5	5	0	0	0.2	\$5,111.46	100%	0%	0%	1
DIG MEDIA/MM FOU	SHS	ADOBE CERTIFIED PRO	ADOBE023	Flinchbaugh, N	X	0	4	4	0	0	0.2	\$4,089.17	100%	0%	0%	0.8
DIG MEDIA/MM FOU	SHS	ADOBE CERTIFIED PRO	ADOBE024	Ashley, S	X	145	71	71	0	74	0.2	\$72,582.73	100%	0%	51%	14.2
DIG MEDIA/MM FOU	SHS	ADOBE CERTIFIED PRO	ADOBE024	Flinchbaugh, N	X	29	20	20	0	9	0.2	\$20,445.84	100%	0%	31%	4
DIG MEDIA/MM FOU	SHS	ADOBE CERTIFIED PRO	ADOBE024	Flinchbaugh, N	X	0	10	10	0	0	0.2	\$10,222.92	100%	0%	0%	2
DIG MEDIA/MM FOU	SHS	ADOBE CERTIFIED PRO	ADOBE024	Flinchbaugh, N	X	0	1	1	0	0	0.2	\$1,022.29	100%	0%	0%	0.2
DIG MEDIA/MM FOU	SHS	ADOBE CERTIFIED PRO	ADOBE025	Flinchbaugh, N	X	0	1	1	0	0	0.2	\$1,022.29	100%	0%	0%	0.2
DIG MEDIA/MM FOU	VHS	ADOBE CERTIFIED PRO	ADOBE024	Jones, A	X	41	38	17	21	3	0.2	\$17,378.96	45%	55%	7%	3.4
DIG MEDIA/MM FOU	VHS	ADOBE CERTIFIED PRO	ADOBE024	Perdue, A	X	74	70	43	27	4	0.2	\$43,958.56	61%	39%	5%	8.6
DIG MEDIA/MM FOU	VHS	ADOBE CERTIFIED PRO	ADOBE024	Mantecon, J	X	56	30	30	0	26	0.2	\$30,668.76	100%	0%	46%	6
DIG MEDIA/MM FOU	AHS	ENTREPRENEURSHIP &	INTU002	Deese, D	X	0	1	0	1	0	0.2	\$ -	0%	100%	0%	0
DIG MEDIA/MM MG	EGHS	ADOBE CERTIFIED PRO	ADOBE023	Keener, B	X	0	6	6	0	0	0.2	\$6,133.75	100%	0%	0%	1.2
DIG MEDIA/MM MG	SHS	ADOBE CERTIFIED PRO	ADOBE023	Flinchbaugh, N	X	43	34	34	0	9	0.2	\$34,757.93	100%	0%	21%	6.8
DIG MEDIA/MM MG	VHS	ADOBE CERTIFIED PRO	ADOBE023	Jones, A	X	0	43	29	14	0	0.2	\$29,646.47	67%	33%	0%	5.8
DIG MEDIA/MM MG	VHS	ADOBE CERTIFIED PRO	ADOBE024	Jones, A	X	0	1	0	1	0	0.2	\$ -	0%	100%	0%	0
DIG MEDIA/MM WEB	HHS	ADOBE CERTIFIED PRO	ADOBE023	Stengle, S	X	0	1	1	0	0	0.2	\$1,022.29	100%	0%	0%	0.2
DIG MEDIA/MM WEB	HHS	ADOBE CERTIFIED PRO	ADOBE024	Stengle, S	X	0	1	1	0	0	0.2	\$1,022.29	100%	0%	0%	0.2
DIG MEDIA/MM WEB	VHS	ADOBE CERTIFIED PRO	ADOBE025	Perdue, A	X	66	65	22	43	1	0.2	\$22,490.42	34%	66%	2%	4.4
DIGITAL DESIGN 1	CBHS	ADOBE CERTIFIED PRO	ADOBE024	McCully, C	X	26	23	23	0	3	0.2	\$23,512.72	100%	0%	12%	4.6
DIGITAL DESIGN 1	CHS	ADOBE CERTIFIED PRO	ADOBE024	Hamlett, R	X	57	12	12	0	45	0.2	\$12,267.50	100%	0%	79%	2.4
DIGITAL DESIGN 1	EHS	ADOBE CERTIFIED PRO	ADOBE024	Vickers, P	X	23	13	13	0	10	0.2	\$13,289.80	100%	0%	43%	2.6
DIGITAL DESIGN 1	MHS	ADOBE CERTIFIED PRO	ADOBE024	Fannon, A	X	146	4	4	0	142	0.2	\$4,089.17	100%	0%	97%	0.8
DIGITAL DESIGN 1	PBHS	ADOBE CERTIFIED PRO	ADOBE023	Sofet, J	X	0	2	2	0	0	0.2	\$2,044.58	100%	0%	0%	0.4
DIGITAL DESIGN 1	PBHS	ADOBE CERTIFIED PRO	ADOBE024	Sofet, J	X	80	35	35	0	45	0.2	\$35,780.22	100%	0%	56%	7
DIGITAL DESIGN 1	THS	ADOBE CERTIFIED PRO	ADOBE023	Benson, A	X	0	3	3	0	0	0.2	\$3,066.88	100%	0%	0%	0.6
DIGITAL DESIGN 1	THS	ADOBE CERTIFIED PRO	ADOBE024	Benson, A	X	99	59	59	0	40	0.2	\$60,315.23	100%	0%	40%	11.8
DIGITAL DESIGN 1	CHS	PMI PROJECT MANAGEM	PRMIN004	Hamlett, R	X	0	7	0	7	0	0.2	\$ -	0%	100%	0%	0



Program Name	School	Cert ID	Cert #	Teacher of Record	Impacts School Grade	# Std Identified	Actual Participants	Pass	Fail	Didn't Test	Funding Weight	Potential CAPE Funding	Percentage of Testers Passing	Percentage Testers Failing	Percentage Students Identified NOT Tested	Potential Bonus FTE Calculation
DIGITAL DESIGN 2	CBHS	ADOBE CERTIFIED PRO	ADOBE023	McCully, C	X	0	2	2	0	0	0.2	\$2,044.58	100%	0%	0%	0.4
DIGITAL DESIGN 2	CBHS	ADOBE CERTIFIED PRO	ADOBE024	McCully, C	X	0	2	2	0	0	0.2	\$2,044.58	100%	0%	0%	0.4
DIGITAL DESIGN 2	MHS	ADOBE CERTIFIED PRO	ADOBE023	Fannon, A	X	0	1	1	0	0	0.2	\$1,022.29	100%	0%	0%	0.2
DIGITAL DESIGN 2	PBHS	ADOBE CERTIFIED PRO	ADOBE023	Sofet, J	X	0	3	3	0	0	0.2	\$3,066.88	100%	0%	0%	0.6
DIGITAL DESIGN 2	PBHS	ADOBE CERTIFIED PRO	ADOBE024	Sofet, J	X	0	3	3	0	0	0.2	\$3,066.88	100%	0%	0%	0.6
DIGITAL DESIGN 2	THS	ADOBE CERTIFIED PRO	ADOBE023	Benson, A	X	0	12	12	0	0	0.2	\$12,267.50	100%	0%	0%	2.4
DIGITAL DESIGN 2	THS	ADOBE CERTIFIED PRO	ADOBE024	Benson, A	X	0	25	25	0	0	0.2	\$25,557.30	100%	0%	0%	5
DIGITAL DESIGN 2	CHS	PMI PROJECT MANAGEM	PRMIN004	Hamlett, R	X	0	3	0	3	0	0.2	\$ -	0%	100%	0%	0
DIGITAL DESIGN 3	CBHS	ADOBE CERTIFIED PRO	ADOBE023	McCully, C	X	5	3	2	1	2	0.2	\$2,044.58	67%	33%	40%	0.4
DIGITAL DESIGN 3	PBHS	ADOBE CERTIFIED PRO	ADOBE023	Sofet, J	X	7	4	4	0	3	0.2	\$4,089.17	100%	0%	43%	0.8
DIGITAL DESIGN 3	THS	ADOBE CERTIFIED PRO	ADOBE023	Benson, A	X	11	3	3	0	8	0.2	\$3,066.88	100%	0%	73%	0.6
DIGITAL DESIGN 3	THS	ADOBE CERTIFIED PRO	ADOBE024	Benson, A	X	0	1	1	0	0	0.2	\$1,022.29	100%	0%	0%	0.2
DIGITAL DESIGN 4	MHS	ADOBE CERTIFIED PRO	ADOBE023	Angove, J	X	104	57	57	0	47	0.2	\$58,270.64	100%	0%	45%	11.4
DIGITAL DESIGN 4	THS	ADOBE CERTIFIED PRO	ADOBE023	Benson, A	X	0	1	1	0	0	0.2	\$1,022.29	100%	0%	0%	0.2
DIGITAL DESIGN 4	THS	ADOBE CERTIFIED PRO	ADOBE025	Benson, A	X	3	2	2	0	1	0.2	\$2,044.58	100%	0%	33%	0.4
DIGITAL DESIGN 4	CHS	PMI PROJECT MANAGEM	PRMIN004	Hamlett, R	X	0	2	0	2	0	0.2	\$ -	0%	100%	0%	0
DIGITAL DESIGN 5	MHS	ADOBE CERTIFIED PRO	ADOBE024	Angove, J	X	0	1	1	0	0	0.2	\$1,022.29	100%	0%	0%	0.2
DIGITAL INFO TEC	AHS	ENTREPRENEURSHIP &	INTUT002	Morales, H	X	43	31	8	23	12	0.2	\$8,178.34	26%	74%	28%	1.6
DIGITAL INFO TEC	BHS	ENTREPRENEURSHIP &	INTUT002	Fowler, H	X	123	104	50	54	19	0.2	\$51,114.60	48%	52%	15%	10
DIGITAL INFO TEC	CBHS	ENTREPRENEURSHIP &	INTUT002	McCully, C	X	24	19	16	3	5	0.2	\$16,356.67	84%	16%	21%	3.2
DIGITAL INFO TEC	CHS	ENTREPRENEURSHIP &	INTUT002	Hamlett, R	X	31	20	13	7	11	0.2	\$13,289.80	65%	35%	35%	2.6
DIGITAL INFO TEC	EGHS	ENTREPRENEURSHIP &	INTUT002	Williamson, C	X	77	63	38	25	14	0.2	\$38,847.10	60%	40%	18%	7.6
DIGITAL INFO TEC	HHS	ENTREPRENEURSHIP &	INTUT002	Payne-Craig, B	X	146	117	84	33	29	0.2	\$85,872.53	72%	28%	20%	16.8
DIGITAL INFO TEC	MHS	ENTREPRENEURSHIP &	INTUT002	Chang, D	X	175	153	150	3	22	0.2	\$153,343.80	98%	2%	13%	30
DIGITAL INFO TEC	MIHS	ENTREPRENEURSHIP &	INTUT002	Burr, K	X	86	82	51	31	4	0.2	\$52,136.89	62%	38%	5%	10.2
DIGITAL INFO TEC	RHS	ENTREPRENEURSHIP &	INTUT002	Holmquist, J	X	27	15	8	7	12	0.2	\$8,178.34	53%	47%	44%	1.6
DIGITAL INFO TEC	SCHS	ENTREPRENEURSHIP &	INTUT002	Brayboy, T	X	48	35	12	21	13	0.2	\$12,267.50	34%	66%	27%	2.4
DIGITAL INFO TEC	VHS	ENTREPRENEURSHIP &	INTUT002	Formanek, D	X	51	50	30	20	1	0.2	\$30,668.76	60%	40%	2%	6
DIGITAL VIDEO TE	EHS	ADOBE CERTIFIED PRO	ADOBE023	Kyzer, M	X	0	13	13	0	0	0.2	\$13,289.80	100%	0%	0%	2.6
DISP: POL,FIRE,	PBHS	911 PUBLIC SAFETY T	FDMQA030	Lugo, R	X	19	14	11	3	5	0.2	\$11,245.21	79%	21%	26%	2.2
DISP: POL,FIRE,	RHS	911 PUBLIC SAFETY T	FDMQA030	Rivera, R	X	9	8	5	3	1	0.2	\$5,111.46	63%	38%	11%	1
DISP: POL,FIRE,	THS	911 PUBLIC SAFETY T	FDMQA030	Davenport, S	X	55	10	9	1	45	0.2	\$9,200.63	90%	10%	82%	1.8
DIV ED DIR STUDY	BHS	CERTIFIED FOOD PROT	NRAEF003	Gray, S	X	0	1	1	0	0	0.2	\$1,022.29	100%	0%	0%	0.2
DIV ED DIR STUDY	AHS	CERTIFIED NURSING A	FDMQA002	Duncan, A	X	17	17	17	0	0	0.1	\$8,689.48	100%	0%	0%	1.7
DRAFTING 1	RHS	AUTODESK CERTIFIED	ADESK002	Schooley, S	X	0	3	3	0	0	0.2	\$3,066.88	100%	0%	0%	0.6
DRAFTING 1	RHS	AUTODESK CERTIFIED	ADESK011	Schooley, S	X	0	1	1	0	0	0.2	\$1,022.29	100%	0%	0%	0.2
DRAFTING 1	SCHS	AUTODESK CERTIFIED	ADESK002	Nichols, C	X	0	45	26	19	0	0.2	\$26,579.59	58%	42%	0%	5.2
DRAFTING 2	RHS	AUTODESK CERTIFIED	ADESK002	Schooley, S	X	0	38	31	7	0	0.2	\$31,691.05	82%	18%	0%	6.2
DRAFTING 2	RHS	AUTODESK CERTIFIED	ADESK008	Schooley, S	X	0	26	19	7	0	0.2	\$19,423.55	73%	27%	0%	3.8
DRAFTING 2	RHS	AUTODESK CERTIFIED	ADESK032	Schooley, S	X	0	3	2	1	0	0.2	\$2,044.58	67%	33%	0%	0.4
DRAFTING 2	SCHS	AUTODESK CERTIFIED	ADESK002	Nichols, C	X	0	5	4	1	0	0.2	\$4,089.17	80%	20%	0%	0.8
DRAFTING 2	SCHS	AUTODESK CERTIFIED	ADESK011	Nichols, C	X	0	18	9	9	0	0.2	\$9,200.63	50%	50%	0%	1.8
DRAFTING 3	RHS	AUTODESK CERTIFIED	ADESK002	Schooley, S	X	20	4	0	4	16	0.2	\$ -	0%	100%	80%	0
DRAFTING 3	RHS	AUTODESK CERTIFIED	ADESK008	Schooley, S	X	0	12	6	6	0	0.2	\$6,133.75	50%	50%	0%	1.2
DRAFTING 3	RHS	AUTODESK CERTIFIED	ADESK011	Schooley, S	X	0	7	2	5	0	0.2	\$2,044.58	29%	71%	0%	0.4
DRAFTING 3	RHS	AUTODESK CERTIFIED	ADESK032	Schooley, S	X	0	7	6	1	0	0.2	\$6,133.75	86%	14%	0%	1.2
DRAFTING 3	SCHS	AUTODESK CERTIFIED	ADESK008	Nichols, C	X	0	8	8	0	0	0.2	\$8,178.34	100%	0%	0%	1.6
DRAFTING 3	SCHS	AUTODESK CERTIFIED	ADESK011	Nichols, C	X	0	4	2	2	0	0.2	\$2,044.58	50%	50%	0%	0.4
DRAFTING 3	SCHS	CERTIFIED SOLIDWORK	SOLID004	Nicols, C	X	0	1	1	0	0	0.2	\$1,022.29	100%	0%	0%	0.2
DRAFTING 4	RHS	AUTODESK CERTIFIED	ADESK002	Schooley, S	X	0	1	0	1	0	0.2	\$ -	0%	100%	0%	0
DRAFTING 4	RHS	AUTODESK CERTIFIED	ADESK011	Schooley, S	X	4	2	1	1	2	0.2	\$1,022.29	50%	50%	50%	0.2
DRAFTING 4	RHS	AUTODESK CERTIFIED	ADESK030	Schooley, S	X	0	1	0	1	0	0.2	\$ -	0%	100%	0%	0
DRAFTING 4	RHS	AUTODESK CERTIFIED	ADESK032	Schooley, S	X	0	1	0	1	0	0.2	\$ -	0%	100%	0%	0
DRAFTING 4	SCHS	AUTODESK CERTIFIED	ADESK008	Nichols, C	X	9	7	4	3	2	0.2	\$4,089.17	57%	43%	22%	0.8
DRAFTING 4	SCHS	AUTODESK CERTIFIED	ADESK011	Nichols, C	X	9	2	1	1	7	0.2	\$1,022.29	50%	50%	78%	0.2
EARLY CHILDHOOD	MIHS	CHILD DEVELOPMENT A	CPRECO01	Allen, S	X	6	6	6	0	0	0.2	\$6,133.75	100%	0%	0%	1.2
EARLY CHILDHOOD	PBHS	CHILD DEVELOPMENT A	CPRECO01	Pelchat, K	X	8	5	5	0	3	0.2	\$5,111.46	100%	0%	38%	1
EARLY CHILDHOOD	SHS	CHILD DEVELOPMENT A	CPRECO01	Samuels, R	X	8	8	8	0	0	0.2	\$8,178.34	100%	0%	0%	1.6
EARLY CHILDHOOD	VHS	CHILD DEVELOPMENT A	CPRECO01	Zepplier, M	X	4	3	3	0	1	0.2	\$3,066.88	100%	0%	25%	0.6
EMERG MED RESP 3	MHS	CERTIFIED EKG TECHN	NATHA002	Robbins, S	X	30	29	13	16	1	0.1	\$6,644.90	45%	55%	3%	1.3
EXERCISE SCIENCE	EGHS	CERTIFIED EKG TECHN	NATHA002	McMahon, S	X	0	13	11	2	0	0.1	\$5,622.61	85%	15%	0%	1.1
EXERCISE SCIENCE	VHS	CERTIFIED EKG TECHN	NATHA002	Alenciewicz, J	X	0	17	8	9	0	0.1	\$4,089.17	47%	53%	0%	0.8
EXERCISE SCIENCE	BHS	CERTIFIED MEDICAL A	NATHA003	Parr, A	X	27	24	12	12	3	0.1	\$6,133.75	50%	50%	11%	1.2
EXERCISE SCIENCE	CHS	CERTIFIED MEDICAL A	NATHA003	Mannes, A	X	17	17	14	3	0	0.1	\$7,156.04	82%	18%	0%	1.4
EXERCISE SCIENCE	EGHS	CERTIFIED MEDICAL A	NATHA003	McMahon, S	X	14	14	14	0	0	0.1	\$7,156.04	100%	0%	0%	1.4

Program Name	School	Cert ID	Cert #	Teacher of Record	Impacts School Grade	# Std Identified	Actual Participants	Pass	Fail	Didn't Test	Funding Weight	Potential CAPE Funding	Percentage of Testers Passing	Percentage Testers Failing	Percentage Students Identified NOT Tested	Potential Bonus FTE Calculation
EXERCISE SCIENCE	HHS	CERTIFIED MEDICAL A	NATHA003	Luna, E	X	77	67	43	24	10	0.1	\$21,979.28	64%	36%	13%	4.3
EXERCISE SCIENCE	PBHS	CERTIFIED MEDICAL A	NATHA003	Gilliard, S	X	14	14	6	8	0	0.1	\$3,066.88	43%	57%	0%	0.6
FOUND OF PROGRAM	RHS	INFORMATION TECHNOL	CERTI012	Van Brunschot, S	X	65	55	7	48	10	0.2	\$7,156.04	13%	87%	15%	1.4
FOUND OF PROGRAM	VHS	INFORMATION TECHNOL	CERTI012	Dohmen, J	X	87	86	26	60	1	0.2	\$26,579.59	30%	70%	1%	5.2
FOUND OF PROGRAM	SHS	PYTHON CODING SPECI	KNOWL001	Mitchell, C	X	75	39	39	0	36	0.2	\$39,869.39	100%	0%	48%	7.8
FOUND OF ROBOTIC	PBHS	AUTODESK CERTIFIED	ADESK011	Allen, D	X	0	1	0	1	0	0.2	\$ -	0%	100%	0%	0
FOUND OF ROBOTIC	PBHS	CERTIFIED SOLIDWORK	SOLID003	Allen, D	X	0	2	2	0	0	0.2	\$2,044.58	100%	0%	0%	0.4
FOUND/CURR & INS	SCHS	FLORIDA TEACHER CER	FLDOE004	Drabik, F	X	12	6	0	6	6	0.1	\$ -	0%	100%	50%	0
GAME & SIM DESIG	HHS	AUTODESK CERTIFIED	ADESK030	Pallo, D	X	0	1	0	1	0	0.2	\$ -	0%	100%	0%	0
GAME & SIM DESIG	PBHS	TOON BOOM CERTIFIED	TBOOM003	Sofet, J	X	0	17	5	12	0	0.1	\$2,555.73	29%	71%	0%	0.5
GAME & SIM DESIG	PBHS	UNITY CERTIFIED ASS	UNITY001	Sofet, J	X	0	1	1	0	0	0.2	\$1,022.29	100%	0%	0%	0.2
GAME & SIM DESIG	HHS	UNITY CERTIFIED USE	UNITY003	Pallo, D	X	13	13	8	5	0	0.1	\$4,089.17	62%	38%	0%	0.8
GAME & SIM DESIG	PBHS	UNITY CERTIFIED USE	UNITY002	Sofet, J	X	0	1	1	0	0	0.2	\$1,022.29	100%	0%	0%	0.2
GAME & SIM DESIG	PBHS	UNITY CERTIFIED USE	UNITY003	Sofet, J	X	16	1	1	0	15	0.1	\$511.15	100%	0%	94%	0.1
GAME & SIM FOUND	HHS	TOON BOOM CERTIFIED	TBOOM001	Pallo, D	X	0	13	13	0	0	0.1	\$6,644.90	100%	0%	0%	1.3
GAME & SIM FOUND	HHS	TOON BOOM CERTIFIED	TBOOM003	Pallo, D	X	0	18	18	0	0	0.1	\$9,200.63	100%	0%	0%	1.8
GAME & SIM FOUND	PBHS	TOON BOOM CERTIFIED	TBOOM003	Sofet, J	X	0	21	7	14	0	0.1	\$3,578.02	33%	67%	0%	0.7
GAME & SIM FOUND	PBHS	UNITY CERTIFIED USE	UNITY003	Sofet, J	X	0	1	0	1	0	0.1	\$ -	0%	100%	0%	0
GAME & SIM PROGR	PBHS	TOON BOOM CERTIFIED	TBOOM003	Sofet, J	X	0	6	2	4	0	0.1	\$1,022.29	33%	67%	0%	0.2
GAME & SIM PROGR	HHS	UNITY CERTIFIED USE	UNITY002	Pallo, D	X	9	8	1	7	1	0.2	\$1,022.29	13%	88%	11%	0.2
GAME & SIM PROGR	PBHS	UNITY CERTIFIED USE	UNITY003	Sofet, J	X	6	1	0	1	5	0.1	\$ -	0%	100%	83%	0
HOSP & TOUR MKT	MIHS	CERTIFIED INTERNET	PROSO031	Brown, A	X	15	14	10	4	1	0.1	\$5,111.46	71%	29%	7%	1
HSE DIR STUDY	VHS	CERTIFIED EKG TECHN	NATHA002	Garrison, C	X	0	3	0	3	0	0.1	\$ -	0%	100%	0%	0
HSE DIR STUDY	BHS	CERTIFIED NURSING A	FDMQA002	Caraballo, E	X	10	10	9	1	0	0.1	\$4,600.31	90%	10%	0%	0.9
HSE DIR STUDY	MHS	CERTIFIED NURSING A	FDMQA002	Robbins, S	X	14	14	14	0	0	0.1	\$7,156.04	100%	0%	0%	1.4
HSE DIR STUDY	RHS	CERTIFIED NURSING A	FDMQA002	Bassile, T	X	15	15	12	3	0	0.1	\$6,133.75	80%	20%	0%	1.2
HSE DIR STUDY	THS	CERTIFIED NURSING A	FDMQA002	Krug, C	X	9	8	7	1	1	0.1	\$3,578.02	88%	13%	11%	0.7
INTERACTIVITY ES	MHS	ADOBE CERTIFIED PRO	ADOBE025	Angove, J	X	6	1	1	0	5	0.2	\$1,022.29	100%	0%	83%	0.2
INTL BUSINESS SY	RHS	BUSINESS MGMT & ADMN	INTUT002	Kearns, L	X	0	83	49	34	0	0.2	\$50,092.31	59%	41%	0%	9.8
INTL BUSINESS SY	MHS	ENTREPRENEURSHIP &	INTUT002	Schweich, J	X	0	22	18	4	0	0.2	\$18,401.26	82%	18%	0%	3.6
INTL BUSINESS SY	MHS	QUICK BOOKS CERTIFI	INTUT001	Schweich, J	X	0	1	1	0	0	0.2	\$1,022.29	100%	0%	0%	0.2
INTL FIN & LAW	RHS	BUSINESS MGMT & ADMN	INTUT002	Kearns, L	X	0	3	2	1	0	0.2	\$2,044.58	67%	33%	0%	0.4
INTRODUCTION TO	ERAU	SMALL UAS SAFETY CE	USINS001	Fenech, P	X	8	8	8	0	0	0.2	\$8,178.34	100%	0%	0%	1.6
IT FUNDAMENTALS	MHS	COMPTIA IT FUNDAMEN	COMPT018	Schweich, J	X	25	24	11	13	1	0.2	\$11,245.21	46%	54%	4%	2.2
JAVASCRIPT PROGR	RHS	INFORMATION TECHNOL	CERTI008	Van Brunschot, S	X	0	4	0	4	0	0.2	\$ -	0%	100%	0%	0
JAVASCRIPT PROGR	RHS	INFORMATION TECHNOL	CERTI010	Van Brunschot, S	X	5	3	0	3	2	0.2	\$ -	0%	100%	40%	0
JAVASCRIPT PROGR	RHS	INFORMATION TECHNOL	CERTI012	Van Brunschot, S	X	0	1	0	1	0	0.2	\$ -	0%	100%	0%	0
JAVASCRIPT PROGR	SHS	INFORMATION TECHNOL	CERTI010	Mitchell, C	X	5	5	5	0	0	0.2	\$5,111.46	100%	0%	0%	1
JAVASCRIPT PROGR	SHS	INFORMATION TECHNOL	CERTI013	Mitchell, C	X	0	1	1	0	0	0.2	\$1,022.29	100%	0%	0%	0.2
JAVASCRIPT PROGR	VHS	INFORMATION TECHNOL	CERTI010	Dohmen, J	X	21	21	20	1	0	0.2	\$20,445.84	95%	5%	0%	4
MACHINING TECH 1	BHS	NIMS MACHINING LEVE	NIFMS013	Eaves, C	X	0	1	0	1	0	0.2	\$ -	0%	100%	0%	0
MACHINING TECH 1	BHS	NIMS MACHINING LEVE	NIFMS014	Eaves, C	X	0	46	46	0	0	0.1	\$23,512.72	100%	0%	0%	4.6
MACHINING TECH 1	BHS	NIMS MACHINING LEVE	NIFMS019	Eaves, C	X	0	1	1	0	0	0.1	\$511.15	100%	0%	0%	0.1
MACHINING TECH 2	BHS	NIMS MACHINING LEVE	NIFMS013	Eaves, C	X	54	49	40	9	5	0.2	\$40,891.68	82%	18%	9%	8
MACHINING TECH 2	BHS	NIMS MACHINING LEVE	NIFMS019	Eaves, C	X	0	49	48	1	0	0.1	\$24,535.01	98%	2%	0%	4.8
MACHINING TECH 3	BHS	NIMS MACHINING LEVE	NIFMS001	Eaves, C	X	0	3	2	1	0	0.2	\$2,044.58	67%	33%	0%	0.4
MACHINING TECH 3	BHS	NIMS MACHINING LEVE	NIFMS013	Eaves, C	X	0	2	2	0	0	0.2	\$2,044.58	100%	0%	0%	0.4
MACHINING TECH 3	BHS	NIMS MACHINING LEVE	NIFMS017	Eaves, C	X	0	9	9	0	0	0.1	\$4,600.31	100%	0%	0%	0.9
MACHINING TECH 4	BHS	NIMS MACHINING LEVE	NIFMS001	Eaves, C	X	0	22	12	10	0	0.2	\$12,267.50	55%	45%	0%	2.4
MACHINING TECH 4	BHS	NIMS MACHINING LEVE	NIFMS013	Eaves, C	X	0	1	1	0	0	0.2	\$1,022.29	100%	0%	0%	0.2
MACHINING TECH 4	BHS	NIMS MACHINING LEVE	NIFMS017	Eaves, C	X	0	17	9	8	0	0.1	\$4,600.31	53%	47%	0%	0.9
MARKETING APPS	CBHS	CERTIFIED INTERNET	PROSO031	Yates, J	X	1	0	1	0	0	0.1	\$ -	0%	100%	0%	0
MARKETING ESSENT	VHS	ENTREPRENEURSHIP &	INTUT002	Mantecon, J	X	0	31	20	11	0	0.2	\$20,445.84	65%	35%	0%	4
MARKETING ESSENT	VHS	PMI PROJECT MANAGEM	PRMIN004	Mantecon, J	X	31	31	8	23	0	0.2	\$8,178.34	26%	74%	0%	1.6
MARKETING MANAGE	CBHS	CERTIFIED INTERNET	PROSO031	Yates, J	X	3	2	1	0	0	0.1	\$1,022.29	67%	33%	0%	0.2
MEDICAL OFF TECH	HHS	CERTIFIED MEDICAL A	NATHA003	Trotman, P	X	33	17	16	1	16	0.1	\$8,178.34	94%	6%	48%	1.6
MULTI-USER GAME&	PBHS	TOON BOOM CERTIFIED	TBOOM003	Sofet, J	X	0	1	1	0	0	0.1	\$511.15	100%	0%	0%	0.1
MULTI-USER GAME&	PBHS	UNITY CERTIFIED USE	UNITY002	Sofet, J	X	0	1	0	1	0	0.2	\$ -	0%	100%	0%	0
NETWORK ENG & SP	MIHS	INFORMATION TECHNOL	CERTI007	Burr, K	X	42	28	6	22	14	0.1	\$3,066.88	21%	79%	33%	0.6
NETWORK ENG & SP	MIHS	INFORMATION TECHNOL	CERTI009	Burr, K	X	0	4	0	4	0	0.2	\$ -	0%	100%	0%	0
NUTRITION & FOOD	AHS	CERTIFIED FOOD PROT	NRAEF003	Newman, A	X	0	59	28	31	0	0.2	\$28,624.18	47%	53%	0%	5.6
NUTRITION & FOOD	CBHS	CERTIFIED FOOD PROT	NRAEF003	Lengyel, D	X	0	59	8	51	0	0.2	\$8,178.34	14%	86%	0%	1.6
NUTRITION & FOOD	EHS	CERTIFIED FOOD PROT	NRAEF003	Brown, N	X	17	16	14	2	1	0.2	\$14,312.09	88%	13%	6%	2.8
NUTRITION & FOOD	HHS	CERTIFIED FOOD PROT	NRAEF003	Burch, N	X	0	71	27	44	0	0.2	\$27,601.88	38%	62%	0%	5.4
NUTRITION & FOOD	MHS	CERTIFIED FOOD PROT	NRAEF003	Haskins, L	X	0	54	23	31	0	0.2	\$23,512.72	43%	57%	0%	4.6

Program Name	School	Cert ID	Cert #	Teacher of Record	Impacts School Grade	# Std Identified	Actual Participants	Pass	Fail	Didn't Test	Funding Weight	Potential CAPE Funding	Percentage of Testers Passing	Percentage Testers Failing	Percentage Students Identified NOT Tested	Potential Bonus FTE Calculation
NUTRITION & FOOD	MIHS	CERTIFIED FOOD PROT	NRAEF003	Starnes, H	X	0	50	41	9	0	0.2	\$41,913.97	82%	18%	0%	8.2
NUTRITION & FOOD	RHS	CERTIFIED FOOD PROT	NRAEF003	Wilhoit, J	X	0	37	3	34	0	0.2	\$3,066.88	8%	92%	0%	0.6
NUTRITION & FOOD	SCHS	CERTIFIED FOOD PROT	NRAEF003	Michell, D	X	0	39	8	31	0	0.2	\$8,178.34	21%	79%	0%	1.6
NUTRITION & FOOD	SHS	CERTIFIED FOOD PROT	NRAEF003	Barton, V	X	0	33	7	26	0	0.2	\$7,156.04	21%	79%	0%	1.4
NUTRITION & FOOD	VHS	CERTIFIED FOOD PROT	NRAEF003	Henry, F	X	0	83	22	61	0	0.2	\$22,490.42	27%	73%	0%	4.4
OUTBOARD MARINE	EGHS	ASE ENTRY-LEVEL - A	NIASE080	Reeder, J	X	0	1	0	1	0	0.1	\$ -	0%	100%	0%	0
OUTBOARD MARINE	EGHS	ASE ENTRY-LEVEL - A	NIASE080	Reeder, J	X	17	9	9	0	8	0.1	\$4,600.31	100%	0%	47%	0.9
OUTBOARD MARINE	EGHS	ASE ENTRY-LEVEL - A	NIASE080	Reeder, J	X	0	1	1	0	0	0.1	\$511.15	100%	0%	0%	0.1
OUTBOARD MARINE	EGHS	ASE ENTRY-LEVEL - A	NIASE081	Reeder, J	X	0	1	0	1	0	0.1	\$ -	0%	100%	0%	0
OUTBOARD MARINE	EGHS	ASE ENTRY-LEVEL - A	NIASE082	Reeder, J	X	0	1	0	1	0	0.1	\$ -	0%	100%	0%	0
OUTBOARD MARINE	EGHS	ASE ENTRY-LEVEL - A	NIASE082	Reeder, J	X	0	9	3	6	0	0.1	\$1,533.44	33%	67%	0%	0.3
PERSONAL FINANCE	VHS	ENTREPRENEURSHIP &	INTUT002	Formanek, D	X	0	46	33	13	0	0.2	\$33,735.64	72%	28%	0%	6.6
PRIN OF FOOD PRE	SHS	CERTIFIED FOOD PROT	NRAEF003	Barton, V	X	0	2	0	2	0	0.2	\$ -	0%	100%	0%	0
PRIVATE PILOT GR	EGHS	FAA GROUND SCHOOL	FEDAA013	Mcinnish, W	X	51	24	13	11	27	0.2	\$13,289.80	54%	46%	53%	2.6
ROBOTIC DESIGN E	PBHS	AUTODESK CERTIFIED	ADESK011	Allen, D	X	0	3	1	2	0	0.2	\$1,022.29	33%	67%	0%	0.2
TECHNICAL DESIGN	BHS	AUTODESK CERTIFIED	ADESK002	Fleming, M	X	0	73	53	20	0	0.2	\$54,181.48	73%	27%	0%	10.6
TECHNICAL DESIGN	BHS	AUTODESK CERTIFIED	ADESK002	Fleming, M	X	0	14	10	4	0	0.2	\$10,222.92	71%	29%	0%	2
TECHNICAL DESIGN	BHS	AUTODESK CERTIFIED	ADESK002	Fleming, M	X	8	1	1	0	7	0.2	\$1,022.29	100%	0%	88%	0.2
TECHNICAL DESIGN	BHS	AUTODESK CERTIFIED	ADESK008	Fleming, M	X	0	21	18	3	0	0.2	\$18,401.26	86%	14%	0%	3.6
TECHNICAL DESIGN	BHS	AUTODESK CERTIFIED	ADESK008	Fleming, M	X	8	2	2	0	6	0.2	\$2,044.58	100%	0%	75%	0.4
TECHNICAL DESIGN	BHS	AUTODESK CERTIFIED	ADESK011	Fleming, M	X	0	12	9	3	0	0.2	\$9,200.63	75%	25%	0%	1.8
TECHNICAL DESIGN	BHS	AUTODESK CERTIFIED	ADESK011	Fleming, M	X	0	30	11	19	0	0.2	\$11,245.21	37%	63%	0%	2.2
TECHNICAL DESIGN	BHS	AUTODESK CERTIFIED	ADESK011	Fleming, M	X	8	2	0	2	6	0.2	\$ -	0%	100%	75%	0
TECHNICAL DESIGN	BHS	AUTODESK CERTIFIED	ADESK032	Fleming, M	X	0	34	32	2	0	0.2	\$32,713.34	94%	6%	0%	6.4
TECHNICAL DESIGN	BHS	AUTODESK CERTIFIED	ADESK032	Fleming, M	X	0	41	39	2	0	0.2	\$39,869.39	95%	5%	0%	7.8
TECHNICAL DESIGN	BHS	AUTODESK CERTIFIED	ADESK032	Fleming, M	X	0	3	3	0	0	0.2	\$3,066.88	100%	0%	0%	0.6
TECHNICAL DESIGN	CBHS	AUTODESK CERTIFIED	ADESK002	Siljestrom, R	X	0	16	9	7	0	0.2	\$9,200.63	56%	44%	0%	1.8
TECHNICAL DESIGN	CBHS	AUTODESK CERTIFIED	ADESK002	Siljestrom, R	X	0	2	1	1	0	0.2	\$1,022.29	50%	50%	0%	0.2
TECHNICAL DESIGN	CBHS	AUTODESK CERTIFIED	ADESK002	Siljestrom, R	X	3	1	1	0	2	0.2	\$1,022.29	100%	0%	67%	0.2
TECHNICAL DESIGN	CHS	AUTODESK CERTIFIED	ADESK002	Bresk, M	X	0	6	0	6	0	0.2	\$ -	0%	100%	0%	0
TECHNICAL DESIGN	CHS	AUTODESK CERTIFIED	ADESK002	Bresk, M	X	4	2	0	2	2	0.2	\$ -	0%	100%	50%	0
TECHNICAL DESIGN	EGHS	AUTODESK CERTIFIED	ADESK002	Lustic, B	X	0	73	30	43	0	0.2	\$30,668.76	41%	59%	0%	6
TECHNICAL DESIGN	EGHS	AUTODESK CERTIFIED	ADESK002	Lustic, B	X	0	9	0	9	0	0.2	\$ -	0%	100%	0%	0
TECHNICAL DESIGN	EGHS	AUTODESK CERTIFIED	ADESK002	Lustic, B	X	23	2	1	1	21	0.2	\$1,022.29	50%	50%	91%	0.2
TECHNICAL DESIGN	EGHS	AUTODESK CERTIFIED	ADESK008	Lustic, B	X	23	10	8	2	13	0.2	\$8,178.34	80%	20%	57%	1.6
TECHNICAL DESIGN	EGHS	AUTODESK CERTIFIED	ADESK011	Lustic, B	X	0	17	7	10	0	0.2	\$7,156.04	41%	59%	0%	1.4
TECHNICAL DESIGN	EGHS	AUTODESK CERTIFIED	ADESK011	Lustic, B	X	23	11	1	10	12	0.2	\$1,022.29	9%	91%	52%	0.2
TECHNICAL DESIGN	HHS	AUTODESK CERTIFIED	ADESK002	Pallo, D	X	0	1	1	0	0	0.2	\$1,022.29	100%	0%	0%	0.2
TECHNICAL DESIGN	HHS	AUTODESK CERTIFIED	ADESK002	Pallo, D	X	0	6	3	3	0	0.2	\$3,066.88	50%	50%	0%	0.6
TECHNICAL DESIGN	HHS	AUTODESK CERTIFIED	ADESK008	Pallo, D	X	5	3	2	1	2	0.2	\$2,044.58	67%	33%	40%	0.4
TECHNICAL DESIGN	HHS	AUTODESK CERTIFIED	ADESK011	Pallo, D	X	0	31	18	13	0	0.2	\$18,401.26	58%	42%	0%	3.6
TECHNICAL DESIGN	HHS	AUTODESK CERTIFIED	ADESK032	Pallo, D	X	0	1	1	0	0	0.2	\$1,022.29	100%	0%	0%	0.2
TECHNICAL DESIGN	HHS	AUTODESK CERTIFIED	ADESK032	Pallo, D	X	0	2	1	1	0	0.2	\$1,022.29	50%	50%	0%	0.2
TECHNICAL DESIGN	PBHS	AUTODESK CERTIFIED	ADESK002	Allen, D	X	0	8	5	3	0	0.2	\$5,111.46	63%	38%	0%	1
TECHNICAL DESIGN	PBHS	AUTODESK CERTIFIED	ADESK002	Allen, D	X	10	6	1	5	4	0.2	\$1,022.29	17%	83%	40%	0.2
TECHNICAL DESIGN	PBHS	AUTODESK CERTIFIED	ADESK008	Allen, D	X	10	1	0	1	9	0.2	\$ -	0%	100%	90%	0
TECHNICAL DESIGN	PBHS	AUTODESK CERTIFIED	ADESK011	Allen, D	X	0	2	1	1	0	0.2	\$1,022.29	50%	50%	0%	0.2
TECHNICAL DESIGN	PBHS	AUTODESK CERTIFIED	ADESK011	Allen, D	X	0	8	5	3	0	0.2	\$5,111.46	63%	38%	0%	1
TECHNICAL DESIGN	PBHS	AUTODESK CERTIFIED	ADESK032	Allen, D	X	0	1	1	0	0	0.2	\$1,022.29	100%	0%	0%	0.2
TECHNICAL DESIGN	PBHS	AUTODESK CERTIFIED	ADESK032	Allen, D	X	0	1	1	0	0	0.2	\$1,022.29	100%	0%	0%	0.2
TECHNICAL DESIGN	SHS	AUTODESK CERTIFIED	ADESK008	Kimbrell, R	X	0	31	24	7	0	0.2	\$24,535.01	77%	23%	0%	4.8
TECHNICAL DESIGN	SHS	AUTODESK CERTIFIED	ADESK008	Kimbrell, R	X	23	1	1	0	22	0.2	\$1,022.29	100%	0%	96%	0.2
TECHNICAL DESIGN	SHS	AUTODESK CERTIFIED	ADESK011	Kimbrell, R	X	0	71	40	31	0	0.2	\$40,891.68	56%	44%	0%	8
TECHNICAL DESIGN	SHS	AUTODESK CERTIFIED	ADESK011	Kimbrell, R	X	0	2	2	0	0	0.2	\$2,044.58	100%	0%	0%	0.4
TECHNICAL DESIGN	SHS	AUTODESK CERTIFIED	ADESK011	Kimbrell, R	X	23	23	18	5	0	0.2	\$18,401.26	78%	22%	0%	3.6
TECHNICAL DESIGN	PBHS	CERTIFIED SOLIDWORK	SOLID003	Allen, D	X	0	1	0	1	0	0.2	\$ -	0%	100%	0%	0
TV PRODUCTION TE	BHS	ADOBE CERTIFIED PRO	ADOBE023	Potter, L	X	25	20	20	0	5	0.2	\$20,445.84	100%	0%	20%	4
TV PRODUCTION TE	SCHS	ADOBE CERTIFIED PRO	ADOBE023	Dietz, R	X	0	16	16	0	0	0.2	\$16,356.67	100%	0%	0%	3.2
TV PRODUCTION TE	SCHS	ADOBE CERTIFIED PRO	ADOBE023	Dietz, R	X	23	3	3	0	20	0.2	\$3,066.88	100%	0%	87%	0.6
TV PRODUCTION TE	THS	ADOBE CERTIFIED PRO	ADOBE023	Curtis, W	X	0	1	1	0	0	0.2	\$1,022.29	100%	0%	0%	0.2
TV PRODUCTION TE	VHS	ADOBE CERTIFIED PRO	ADOBE023	Nemetz, R	X	0	1	0	1	0	0.2	\$ -	0%	100%	0%	0
TV PRODUCTION TE	VHS	ADOBE CERTIFIED PRO	ADOBE023	Nemetz, R	X	0	16	6	10	0	0.2	\$6,133.75	38%	63%	0%	1.2
USER INTERFACE D	MHS	ADOBE CERTIFIED PRO	ADOBE023	Angove, J	X	0	1	1	0	0	0.2	\$1,022.29	100%	0%	0%	0.2
USER INTERFACE D	MHS	ADOBE CERTIFIED PRO	ADOBE024	Angove, J	X	0	1	1	0	0	0.2	\$1,022.29	100%	0%	0%	0.2
USER INTERFACE D	MHS	ADOBE CERTIFIED PRO	ADOBE025	Angove, J	X	0	3	3	0	0	0.2	\$3,066.88	100%	0%	0%	0.6



Program Name	School	Cert ID	Cert #	Teacher of Record	Impacts School Grade	# Std Identified	Actual Participants	Pass	Fail	Didn't Test	Funding Weight	Potential CAPE Funding	Percentage of Testers Passing	Percentage Testers Failing	Percentage Students Identified NOT Tested	Potential Bonus FTE Calculation
WEB PROGRAMMING	RHS	INFORMATION TECHNOL	CERTI008	Van Brunshot, S	X	47	35	0	35	12	0.2	\$ -	0%	100%	26%	0
WEB PROGRAMMING	RHS	INFORMATION TECHNOL	CERTI011	Van Brunshot, S	X	47	43	22	21	4	0.1	\$11,245.21	51%	49%	9%	2.2
WEB PROGRAMMING	SHS	INFORMATION TECHNOL	CERTI006	Mitchell, C	X	0	1	1	0	0	0.1	\$511.15	100%	0%	0%	0.1
WEB PROGRAMMING	SHS	INFORMATION TECHNOL	CERTI008	Mitchell, C	X	0	29	3	26	0	0.2	\$3,066.88	10%	90%	0%	0.6
WEB PROGRAMMING	SHS	INFORMATION TECHNOL	CERTI010	Mitchell, C	X	0	25	5	20	0	0.2	\$5,111.46	20%	80%	0%	1
WEB PROGRAMMING	SHS	INFORMATION TECHNOL	CERTI011	Mitchell, C	X	31	31	18	13	0	0.1	\$9,200.63	58%	42%	0%	1.8
WEB PROGRAMMING	SHS	INFORMATION TECHNOL	CERTI013	Mitchell, C	X	0	1	1	0	0	0.2	\$1,022.29	100%	0%	0%	0.2
WEB PROGRAMMING	VHS	INFORMATION TECHNOL	CERTI008	Dohmen, J	X	0	30	9	21	0	0.2	\$9,200.63	30%	70%	0%	1.8
WEB PROGRAMMING	VHS	INFORMATION TECHNOL	CERTI011	Dohmen, J	X	32	32	28	4	0	0.1	\$14,312.09	88%	13%	0%	2.8
WELD TECH FUNDS	AHS	HBI PRE-APPRENTICES	HBINS004	Cankar, R	X	0	2	2	0	0	0.1	\$1,022.29	100%	0%	0%	0.2
WELD TECH FUNDS	AHS	HBI PRE-APPRENTICES	HBINS004	Cankar, R	X	23	9	7	2	14	0.1	\$3,578.02	78%	22%	61%	0.7
WELD TECH FUNDS	AHS	HBI PRE-APPRENTICES	HBINS004	Cankar, R	X	0	5	3	2	0	0.1	\$1,533.44	60%	40%	0%	0.3

# Middle School Results by Course

Program Name	School	Cert ID	Cert #	Teacher of Record	Impacts School Grade	# Std Identified	Actual Participants	Pass	Fail	Didn't Test	Funding Weight	Potential CAPE Funding	Percentage of Testers Passing	Percentage Testers Failing	Percentage Students Identified NOT Tested	Potential Bonus FTE Calculation
CODING FUNDAMENT	SCHS-MS	ICT - COMMUNICATION	PROSO806	Harlan, C		0	11	7	4	0	0.025	\$894.51	64%	36%	0%	0.175
CODING FUNDAMENT	JOMS	ICT - COMPUTING ESS	PROSO807	Jacobs, D		0	2	0	2	0	0.025	\$-	0%	100%	0%	0
CODING FUNDAMENT	KMS	ICT - COMPUTING ESS	PROSO807	Hill, R		0	64	40	24	0	0.025	\$5,111.46	63%	38%	0%	1
CODING FUNDAMENT	SCHS-MS	ICT - COMPUTING ESS	PROSO807	Harlan, C		0	69	30	39	0	0.025	\$3,833.60	43%	57%	0%	0.75
CODING FUNDAMENT	JEMS	ICT - CYBERSECURITY	PROSO808	Smoak, R		0	85	61	24	0	0.025	\$7,794.98	72%	28%	0%	1.525
CODING FUNDAMENT	SCHS-MS	ICT - CYBERSECURITY	PROSO808	Harlan, C		0	1	1	0	0	0.025	\$127.79	100%	0%	0%	0.025
CODING FUNDAMENT	EHS-MS	ICT GAMING ESSENT	PROSO802	Vickers, P		89	84	78	6	5	0.025	\$9,967.35	93%	7%	6%	1.95
CODING FUNDAMENT	JEMS	ICT GAMING ESSENT	PROSO802	Smoak, R		##	##	34	76	0	0.025	\$4,344.74	31%	69%	0%	0.85
CODING FUNDAMENT	JOMS	ICT GAMING ESSENT	PROSO802	Jacobs, D		##	##	66	150	22	0.025	\$8,433.91	31%	69%	9%	1.65
CODING FUNDAMENT	KMS	ICT GAMING ESSENT	PROSO802	Hill, R		66	64	59	5	2	0.025	\$7,539.40	92%	8%	3%	1.475
CODING FUNDAMENT	MAMS	ICT GAMING ESSENT	PROSO802	McHugh, W		90	73	35	38	17	0.025	\$4,472.53	48%	52%	19%	0.875
CODING FUNDAMENT	SCHS-MS	ICT GAMING ESSENT	PROSO802	Harlan, C		70	69	57	12	1	0.025	\$7,283.83	83%	17%	1%	1.425
CODING FUNDAMENT	SMS	ICT GAMING ESSENT	PROSO802	Shupe, P		50	45	24	21	5	0.025	\$3,066.88	53%	47%	10%	0.6
CODING FUNDAMENT	JEMS	ICT PROGRAMMING &	PROSO804	Smoak, R		0	68	21	47	0	0.025	\$2,683.52	31%	69%	0%	0.525
CODING FUNDAMENT	JOMS	ICT PROGRAMMING &	PROSO804	Jacobs, D		0	##	41	68	0	0.025	\$5,239.25	38%	62%	0%	1.025
CODING FUNDAMENT	KMS	ICT PROGRAMMING &	PROSO804	Hill, R		0	60	57	3	0	0.025	\$7,283.83	95%	5%	0%	1.425
CODING FUNDAMENT	MAMS	ICT PROGRAMMING &	PROSO804	McHugh, W		0	83	37	46	0	0.025	\$4,728.10	45%	55%	0%	0.925
CODING FUNDAMENT	SCHS-MS	ICT PROGRAMMING &	PROSO804	Harlan, C		0	67	56	11	0	0.025	\$7,156.04	84%	16%	0%	1.4
CODING FUNDAMENT	SMS	ICT PROGRAMMING &	PROSO804	Shupe, P		0	35	27	8	0	0.025	\$3,450.24	77%	23%	0%	0.675
CODING FUNDAMENT	SCHS-MS	ICT WEB DESIGN ES	PROSO805	Harlan, C		0	68	42	26	0	0.025	\$5,367.03	62%	38%	0%	1.05
CODING FUNDAMENT	SMS	ICT WEB DESIGN ES	PROSO805	Shupe, P		0	33	28	5	0	0.025	\$3,578.02	85%	15%	0%	0.7
CPTR APPL BUS 1	CHS-MS	ICT - COMMUNICATION	PROSO806	Ocker, D		0	48	40	8	0	0.025	\$5,111.46	83%	17%	0%	1
CPTR APPL BUS 1	JOMS	ICT - COMMUNICATION	PROSO806	Wong, A		0	97	27	70	0	0.025	\$3,450.24	28%	72%	0%	0.675
CPTR APPL BUS 1	MCMS	ICT - COMMUNICATION	PROSO806	Reyes, J		0	19	2	17	0	0.025	\$255.57	11%	89%	0%	0.05
CPTR APPL BUS 1	SWMS	ICT - COMMUNICATION	PROSO806	Jenson, J		0	97	21	76	0	0.025	\$2,683.52	22%	78%	0%	0.525
CPTR APPL BUS 1	JOMS	ICT - COMPUTING ESS	PROSO807	Wong, A		0	76	4	72	0	0.025	\$511.15	5%	95%	0%	0.1
CPTR APPL BUS 1	MCMS	ICT - COMPUTING ESS	PROSO807	Reyes, J		0	23	4	19	0	0.025	\$511.15	17%	83%	0%	0.1
CPTR APPL BUS 1	SWMS	ICT - COMPUTING ESS	PROSO807	Jenson, J		0	40	6	34	0	0.025	\$766.72	15%	85%	0%	0.15
CPTR APPL BUS 1	CHS-MS	ICT - CYBERSECURITY	PROSO808	Ocker, D		0	19	19	0	0	0.025	\$2,427.94	100%	0%	0%	0.475
CPTR APPL BUS 1	JOMS	ICT - CYBERSECURITY	PROSO808	Wong, A		0	98	79	19	0	0.025	\$10,095.13	81%	19%	0%	1.975
CPTR APPL BUS 1	KMS	ICT - CYBERSECURITY	PROSO808	Parker, M		0	1	1	0	0	0.025	\$127.79	100%	0%	0%	0.025
CPTR APPL BUS 1	MCMS	ICT - CYBERSECURITY	PROSO808	Reyes, J		0	40	30	10	0	0.025	\$3,833.60	75%	25%	0%	0.75
CPTR APPL BUS 1	SCHS-MS	ICT - CYBERSECURITY	PROSO808	Harlan, C		0	34	26	8	0	0.025	\$3,322.45	76%	24%	0%	0.65
CPTR APPL BUS 1	SWMS	ICT - CYBERSECURITY	PROSO808	Jenson, J		0	##	52	70	0	0.025	\$6,644.90	43%	57%	0%	1.3
CPTR APPL BUS 1	CHS-MS	ICT DATABASE ESSE	PROSO801	Ocker, D		0	37	27	10	0	0.025	\$3,450.24	73%	27%	0%	0.675
CPTR APPL BUS 1	SWMS	ICT GAMING ESSENT	PROSO802	Jenson, J		0	2	0	2	0	0.025	\$-	0%	100%	0%	0
CPTR APPL BUS 1	CBHS-MS	ICT MULTIMEDIA ES	PROSO803	McCully, C		0	24	19	5	0	0.025	\$2,427.94	79%	21%	0%	0.475
CPTR APPL BUS 1	CHS-MS	ICT MULTIMEDIA ES	PROSO803	Ocker, D		0	29	25	4	0	0.025	\$3,194.66	86%	14%	0%	0.625
CPTR APPL BUS 1	JAMS	ICT MULTIMEDIA ES	PROSO803	Theobald, S		0	5	0	5	0	0.025	\$-	0%	100%	0%	0
CPTR APPL BUS 1	KMS	ICT MULTIMEDIA ES	PROSO803	Parker, M		0	1	0	1	0	0.025	\$-	0%	100%	0%	0
CPTR APPL BUS 1	MCMS	ICT MULTIMEDIA ES	PROSO803	Reyes, J		0	22	1	21	0	0.025	\$127.79	5%	95%	0%	0.025
CPTR APPL BUS 1	SCHS-MS	ICT MULTIMEDIA ES	PROSO803	Harlan, C		0	37	18	19	0	0.025	\$2,300.16	49%	51%	0%	0.45
CPTR APPL BUS 1	SWMS	ICT MULTIMEDIA ES	PROSO803	Jenson, J		0	54	16	38	0	0.025	\$2,044.58	30%	70%	0%	0.4
CPTR APPL BUS 1	SWMS	ICT PROGRAMMING &	PROSO804	Jenson, J		0	1	1	0	0	0.025	\$127.79	100%	0%	0%	0.025
CPTR APPL BUS 1	CBHS-MS	ICT - SPREADSHEET E	PROSO809	McCully, C		0	26	12	14	0	0.025	\$1,533.44	46%	54%	0%	0.3
CPTR APPL BUS 1	CHS-MS	ICT - SPREADSHEET E	PROSO809	Ocker, D		0	74	44	30	0	0.025	\$5,622.61	59%	41%	0%	1.1
CPTR APPL BUS 1	JAMS	ICT - SPREADSHEET E	PROSO809	Theobald, S		0	28	4	24	0	0.025	\$511.15	14%	86%	0%	0.1
CPTR APPL BUS 1	JOMS	ICT - SPREADSHEET E	PROSO809	Wong, A		99	79	31	48	20	0.025	\$3,961.38	39%	61%	20%	0.775
CPTR APPL BUS 1	KMS	ICT - SPREADSHEET E	PROSO809	Parker, M		0	80	26	54	0	0.025	\$3,322.45	33%	68%	0%	0.65
CPTR APPL BUS 1	MCMS	ICT - SPREADSHEET E	PROSO809	Reyes, J		0	17	1	16	0	0.025	\$127.79	6%	94%	0%	0.025
CPTR APPL BUS 1	SCHS-MS	ICT - SPREADSHEET E	PROSO809	Harlan, C		0	38	15	23	0	0.025	\$1,916.80	39%	61%	0%	0.375
CPTR APPL BUS 1	SWMS	ICT - SPREADSHEET E	PROSO809	Jenson, J		0	88	22	66	0	0.025	\$2,811.30	25%	75%	0%	0.55
CPTR APPL BUS 1	CBHS-MS	ICT - WORD PROCESSI	PROSO810	McCully, C		61	66	35	31	0	0.025	\$4,472.53	53%	47%	0%	0.875
CPTR APPL BUS 1	CHS-MS	ICT - WORD PROCESSI	PROSO810	Ocker, D		93	86	55	31	7	0.025	\$7,028.26	64%	36%	8%	1.375
CPTR APPL BUS 1	JAMS	ICT - WORD PROCESSI	PROSO810	Theobald, S		44	43	17	26	1	0.025	\$2,172.37	40%	60%	2%	0.425
CPTR APPL BUS 1	JOMS	ICT - WORD PROCESSI	PROSO810	Wong, A		99	83	11	72	16	0.025	\$1,405.65	13%	87%	16%	0.275
CPTR APPL BUS 1	KMS	ICT - WORD PROCESSI	PROSO810	Parker, M		85	91	59	32	0	0.025	\$7,539.40	65%	35%	0%	1.475
CPTR APPL BUS 1	MCMS	ICT - WORD PROCESSI	PROSO810	Reyes, J		47	20	2	18	27	0.025	\$255.57	10%	90%	57%	0.05

Program Name	School	Cert ID	Cert #	Teacher of Record	Impacts School Grade	# Std Identified	Actual Participants	Pass	Fail	Didn't Test	Funding Weight	Potential CAPE Funding	Percentage of Testers Passing	Percentage Testers Failing	Percentage Students Identified NOT Tested	Potential Bonus FTE Calculation
CPTR APPL BUS 1	SCHS-MS	ICT - WORD PROCESSI	PROSO810	Harlan, C		2	40	20	20	0	0.025	\$2,555.73	50%	50%	0%	0.5
CPTR APPL BUS 1	SMS	ICT - WORD PROCESSI	PROSO810	Shupe, P		56	54	8	46	2	0.025	\$1,022.29	15%	85%	4%	0.2
CPTR APPL BUS 1	SWMS	ICT - WORD PROCESSI	PROSO810	Jenson, J		##	##	18	105	106	0.025	\$2,300.16	15%	85%	46%	0.45
CPTR APPL BUSINE	CHS-MS	ICT - CYBERSECURITY	PROSO808	Ocker, D		0	1	1	0	0	0.025	\$127.79	100%	0%	0%	0.025
CPTR APPL BUSINE	CHS-MS	ICT DATABASE ESSE	PROSO801	Ocker, D		0	1	1	0	0	0.025	\$127.79	100%	0%	0%	0.025
CPTR APPL BUSINE	CHS-MS	ICT - SPREADSHEET E	PROSO809	Ocker, D		94	1	1	0	93	0.025	\$127.79	100%	0%	99%	0.025
CPTR APPL BUSINE	JOMS	ICT - SPREADSHEET E	PROSO809	Wong, A		##	1	0	1	99	0.025	\$-	0%	100%	99%	0
CPTR APPL BUSINE	JAMS	ICT - WORD PROCESSI	PROSO810	Theobald, S		26	1	0	1	25	0.025	\$-	0%	100%	96%	0
CPTR APPL BUSINE	JOMS	ICT - WORD PROCESSI	PROSO810	Wong, A		0	1	0	1	0	0.025	\$-	0%	100%	0%	0
DIGITAL DISCOVER	HMS	ICT - COMPUTING ESS	PROSO807	Zimmerman, M		0	29	5	24	0	0.025	\$638.93	17%	83%	0%	0.125
DIGITAL DISCOVER	HMS	ICT - CYBERSECURITY	PROSO808	Zimmerman, M		0	27	24	3	0	0.025	\$3,066.88	89%	11%	0%	0.6
DIGITAL DISCOVER	HMS	ICT GAMING ESSENT	PROSO802	Camic, M		0	1	1	0	0	0.025	\$127.79	100%	0%	0%	0.025
DIGITAL DISCOVER	HMS	ICT MULTIMEDIA ES	PROSO803	Zimmerman, M		33	28	16	12	5	0.025	\$2,044.58	57%	43%	15%	0.4
DIGITAL INFO TEC	CBHS-MS	ENTREPRENEURSHIP &	INTUT002	McCully, C	X	36	26	13	13	10	0.2	\$13,289.80	50%	50%	28%	2.6
DIGITAL INFO TEC	CHS-MS	ENTREPRENEURSHIP &	INTUT002	Hamlett, R	X	19	15	8	7	4	0.2	\$8,178.34	53%	47%	21%	1.6
DIGITAL INFO TEC	HMS	ENTREPRENEURSHIP &	INTUT002	Townsend, A		53	51	46	5	2	0.2	\$47,025.43	90%	10%	4%	9.2
DIGITAL INFO TEC	JEMS	ENTREPRENEURSHIP &	INTUT002	Smoak, R		23	1	1	0	22	0.2	\$1,022.29	100%	0%	96%	0.2
DIGITAL INFO TEC	JOMS	ENTREPRENEURSHIP &	INTUT002	Wong, A	X	32	29	14	15	3	0.2	\$14,312.09	48%	52%	9%	2.8
DIGITAL INFO TEC	KMS	ENTREPRENEURSHIP &	INTUT002	Parker, M	X	74	73	39	34	1	0.2	\$39,869.39	53%	47%	1%	7.8
DIGITAL INFO TEC	SCHS-MS	ENTREPRENEURSHIP &	INTUT002	Brayboy, T	X	35	23	9	14	12	0.2	\$9,200.63	39%	61%	34%	1.8
DIGITAL INFO TEC	SWMS	ENTREPRENEURSHIP &	INTUT002	Jenson, J	X	59	49	27	22	10	0.2	\$27,601.88	55%	45%	17%	5.4
DIGITAL INFO TEC	JEMS	INFORMATION TECHNOL	CERTI010	Smoak, R		0	5	0	5	0	0.2	\$-	0%	100%	0%	0
DIGITAL INFO TEC	CBHS-MS	MICROSOFT OFFICE SP	MICRO801	McCully, C		0	8	8	0	0	0.025	\$1,022.29	100%	0%	0%	0.2
DIGITAL INFO TEC	CBHS-MS	MICROSOFT OFFICE SP	MICRO802	McCully, C		0	9	9	0	0	0.025	\$1,150.08	100%	0%	0%	0.225
DIGITAL INFO TEC	CBHS-MS	MICROSOFT OFFICE SP	MICRO803	McCully, C		0	8	8	0	0	0.025	\$1,022.29	100%	0%	0%	0.2
DIGITAL INFO TEC	CHS-MS	MICROSOFT OFFICE SP	MICRO801	Hamlett, R		0	3	0	3	0	0.025	\$-	0%	100%	0%	0
DIGITAL INFO TEC	CHS-MS	MICROSOFT OFFICE SP	MICRO802	Hamlett, R		0	12	5	7	0	0.025	\$638.93	42%	58%	0%	0.125
DIGITAL INFO TEC	CHS-MS	MICROSOFT OFFICE SP	MICRO803	Hamlett, R		0	13	4	9	0	0.025	\$511.15	31%	69%	0%	0.1
DIGITAL INFO TEC	HMS	MICROSOFT OFFICE SP	MICRO801	Townsend, A		0	47	42	5	0	0.025	\$5,367.03	89%	11%	0%	1.05
DIGITAL INFO TEC	HMS	MICROSOFT OFFICE SP	MICRO802	Townsend, A		0	51	51	0	0	0.025	\$6,517.11	100%	0%	0%	1.275
DIGITAL INFO TEC	HMS	MICROSOFT OFFICE SP	MICRO803	Townsend, A		0	51	51	0	0	0.025	\$6,517.11	100%	0%	0%	1.275
DIGITAL INFO TEC	JEMS	MICROSOFT OFFICE SP	MICRO801	Smoak, R		0	8	2	6	0	0.025	\$255.57	25%	75%	0%	0.05
DIGITAL INFO TEC	JEMS	MICROSOFT OFFICE SP	MICRO802	Smoak, R		0	22	11	11	0	0.025	\$1,405.65	50%	50%	0%	0.275
DIGITAL INFO TEC	JEMS	MICROSOFT OFFICE SP	MICRO803	Smoak, R		0	19	11	8	0	0.025	\$1,405.65	58%	42%	0%	0.275
DIGITAL INFO TEC	JOMS	MICROSOFT OFFICE SP	MICRO802	Wong, A		0	23	0	23	0	0.025	\$-	0%	100%	0%	0
DIGITAL INFO TEC	KMS	MICROSOFT OFFICE SP	MICRO802	Parker, M		0	47	12	35	0	0.025	\$1,533.44	26%	74%	0%	0.3
DIGITAL INFO TEC	SCHS-MS	MICROSOFT OFFICE SP	MICRO801	Brayboy, T		0	22	4	18	0	0.025	\$511.15	18%	82%	0%	0.1
DIGITAL INFO TEC	SCHS-MS	MICROSOFT OFFICE SP	MICRO802	Brayboy, T		0	14	2	12	0	0.025	\$255.57	14%	86%	0%	0.05
DIGITAL INFO TEC	SCHS-MS	MICROSOFT OFFICE SP	MICRO803	Brayboy, T		0	19	6	13	0	0.025	\$766.72	32%	68%	0%	0.15
DIGITAL INFO TEC	SWMS	MICROSOFT OFFICE SP	MICRO802	Jenson, J		0	1	1	0	0	0.025	\$127.79	100%	0%	0%	0.025
DIGITAL INFO TEC	SWMS	MICROSOFT OFFICE SP	MICRO803	Jenson, J		0	1	1	0	0	0.025	\$127.79	100%	0%	0%	0.025
OR CAR&TEC OCCS	HMS	ICT GAMING ESSENT	PROSO802	Camic, M		83	70	64	6	13	0.025	\$8,178.34	91%	9%	16%	1.6
OR CAR&TEC OCCS	MAMS	ICT GAMING ESSENT	PROSO802	McHugh, W		25	1	0	1	24	0.025	\$-	0%	100%	96%	0
OR CAR&TEC OCCS	HMS	ICT PROGRAMMING &	PROSO804	Camic, M		0	81	65	16	0	0.025	\$8,306.12	80%	20%	0%	1.625
OR CAR&TEC OCCS	HMS	ICT WEB DESIGN ES	PROSO805	Camic, M		0	3	3	0	0	0.025	\$383.36	100%	0%	0%	0.075

# Certifications by Teacher & Course

Certifications by Teacher & Course																
Cert ID	Cert #	Teacher	School	Course Name	Course #	# Std Identified	Actual Participants	Pass	Fail	Didn't Test	Funding Weight	Potential CAPE Funding	Percentage of Testers Passing	Percentage Testers Failing	Percentage Students Identified NOT Tested	Potential Bonus FTE Calculation
AutoCAD - Autodesk Certified User	ADESK002	Schooley, S	RHS	DRAFTING 1	8725010	0	3	3	0	0	0.2	\$3,067	100%	0%	0%	0.6
AutoCAD - Autodesk Certified User	ADESK002	Schooley, S	RHS	DRAFTING 2	8725020	0	38	31	7	0	0.2	\$31,691	82%	18%	0%	6.2
AutoCAD - Autodesk Certified User	ADESK002	Schooley, S	RHS	DRAFTING 3	8725030	20	4	0	4	16	0.2	\$0	0%	100%	80%	0
AutoCAD - Autodesk Certified User	ADESK002	Schooley, S	RHS	DRAFTING 4	8725040	0	1	0	1	0	0.2	\$0	0%	100%	0%	0
AutoCAD - Autodesk Certified User	ADESK002	Bresk, M	CHS	TECH DESIGN	8401020	0	6	0	6	0	0.2	\$0	0%	100%	0%	0
AutoCAD - Autodesk Certified User	ADESK002	Bresk, M	CHS	TECH DESIGN	8401030	4	2	0	2	2	0.2	\$0	0%	100%	50%	0
AutoCAD - Autodesk Certified User	ADESK002	Allen, D	PBHS	TECH DESIGN	8401010	0	8	5	3	0	0.2	\$5,111	63%	38%	0%	1
AutoCAD - Autodesk Certified User	ADESK002	Allen, D	PBHS	TECH DESIGN	8401030	10	6	1	5	4	0.2	\$1,022	17%	83%	40%	0.2
AutoCAD - Autodesk Certified User	ADESK002	Allen, D	PBHS	ADV TECH APP	8601900	0	3	2	1	0	0.2	\$2,045	67%	33%	0%	0.4
AutoCAD - Autodesk Certified User	ADESK002	Fleming, M	BHS	TECH DESIGN	8401010	0	73	53	20	0	0.2	\$54,181	73%	27%	0%	10.6
AutoCAD - Autodesk Certified User	ADESK002	Fleming, M	BHS	TECH DESIGN	8401020	0	14	10	4	0	0.2	\$10,223	71%	29%	0%	2
AutoCAD - Autodesk Certified User	ADESK002	Fleming, M	BHS	TECH DESIGN	8401030	8	1	1	0	7	0.2	\$1,022	100%	0%	88%	0.2
AutoCAD - Autodesk Certified User	ADESK002	Pallo, D	HHS	TECH DESIGN	8401010	0	1	1	0	0	0.2	\$1,022	100%	0%	0%	0.2
AutoCAD - Autodesk Certified User	ADESK002	Pallo, D	HHS	TECH DESIGN	8401020	0	6	3	3	0	0.2	\$3,067	50%	50%	0%	0.6
AutoCAD - Autodesk Certified User	ADESK002	Lustic, B	EGHS	TECH DESIGN	8401010	0	73	30	43	0	0.2	\$30,669	41%	59%	0%	6
AutoCAD - Autodesk Certified User	ADESK002	Lustic, B	EGHS	TECH DESIGN	8401020	0	9	0	9	0	0.2	\$0	0%	100%	0%	0
AutoCAD - Autodesk Certified User	ADESK002	Lustic, B	EGHS	TECH DESIGN	8401030	23	2	1	1	21	0.2	\$1,022	50%	50%	91%	0.2
AutoCAD - Autodesk Certified User	ADESK002	Siljestrom, R	CBHS	TECH DESIGN	8401010	0	16	9	7	0	0.2	\$9,201	56%	44%	0%	1.8
AutoCAD - Autodesk Certified User	ADESK002	Siljestrom, R	CBHS	TECH DESIGN	8401020	0	2	1	1	0	0.2	\$1,022	50%	50%	0%	0.2
AutoCAD - Autodesk Certified User	ADESK002	Siljestrom, R	CBHS	TECH DESIGN	8401030	3	1	1	0	2	0.2	\$1,022	100%	0%	67%	0.2
AutoCAD - Autodesk Certified User	ADESK002	Kimbrell, R	SHS	CTE INTERNSHIP	8300430	0	1	1	0	0	0.2	\$1,022	100%	0%	0%	0.2
AutoCAD - Autodesk Certified User	ADESK002	Nichols, C	SCHS	DRAFTING 1	8725010	0	45	26	19	0	0.2	\$26,580	58%	42%	0%	5.2
AutoCAD - Autodesk Certified User	ADESK002	Nichols, C	SCHS	DRAFTING 2	8725020	0	5	4	1	0	0.2	\$4,089	80%	20%	0%	0.8
Revit Arch - Autodesk Certified User	ADESK008	Schooley, S	RHS	DRAFTING 2	8725020	0	26	19	7	0	0.2	\$19,424	73%	27%	0%	3.8
Revit Arch - Autodesk Certified User	ADESK008	Schooley, S	RHS	DRAFTING 3	8725030	0	12	6	6	0	0.2	\$6,134	50%	50%	0%	1.2
Revit Arch - Autodesk Certified User	ADESK008	Allen, D	PBHS	TECH DESIGN	8401030	10	1	0	1	9	0.2	\$0	0%	100%	90%	0
Revit Arch - Autodesk Certified User	ADESK008	Allen, R	PBHS	ADV TECH APP	8601900	0	1	1	0	0	0.2	\$1,022	100%	0%	0%	0.2
Revit Arch - Autodesk Certified User	ADESK008	Fleming, M	BHS	TECH DESIGN	8401020	0	21	18	3	0	0.2	\$18,401	86%	14%	0%	3.6
Revit Arch - Autodesk Certified User	ADESK008	Fleming, M	BHS	TECH DESIGN	8401030	8	2	2	0	6	0.2	\$2,045	100%	0%	75%	0.4
Revit Arch - Autodesk Certified User	ADESK008	Fleming, M	BHS	ADV TECH APP	8601900	0	5	5	0	0	0.2	\$5,111	100%	0%	0%	1
Revit Arch - Autodesk Certified User	ADESK008	Pallo, D	HHS	TECH DESIGN	8401030	5	3	2	1	2	0.2	\$2,045	67%	33%	40%	0.4
Revit Arch - Autodesk Certified User	ADESK008	Lustic, B	EGHS	TECH DESIGN	8401030	23	10	8	2	13	0.2	\$8,178	80%	20%	57%	1.6
Revit Arch - Autodesk Certified User	ADESK008	Kimbrell, R	SHS	TECH DESIGN	8401020	0	31	24	7	0	0.2	\$24,535	77%	23%	0%	4.8
Revit Arch - Autodesk Certified User	ADESK008	Kimbrell, R	SHS	TECH DESIGN	8401030	23	1	1	0	22	0.2	\$1,022	100%	0%	96%	0.2
Revit Arch - Autodesk Certified User	ADESK008	Nichols, C	SCHS	DRAFTING 3	8725030	0	8	8	0	0	0.2	\$8,178	100%	0%	0%	1.6
Revit Arch - Autodesk Certified User	ADESK008	Nichols, C	SCHS	DRAFTING 4	8725040	9	7	4	3	2	0.2	\$4,089	57%	43%	22%	0.8
Inventor - Autodesk Certified User	ADESK011	Schooley, S	RHS	DRAFTING 1	8725010	0	1	1	0	0	0.2	\$1,022	100%	0%	0%	0.2
Inventor - Autodesk Certified User	ADESK011	Schooley, S	RHS	DRAFTING 3	8725030	0	7	2	5	0	0.2	\$2,045	29%	71%	0%	0.4
Inventor - Autodesk Certified User	ADESK011	Schooley, S	RHS	DRAFTING 4	8725040	4	2	1	1	2	0.2	\$1,022	50%	50%	50%	0.2
Inventor - Autodesk Certified User	ADESK011	Allen, D	PBHS	TECH DESIGN	8401010	0	2	1	1	0	0.2	\$1,022	50%	50%	0%	0.2
Inventor - Autodesk Certified User	ADESK011	Allen, D	PBHS	TECH DESIGN	8401020	0	8	5	3	0	0.2	\$5,111	63%	38%	0%	1
Inventor - Autodesk Certified User	ADESK011	Allen, D	PBHS	ADV TECH APP	8601900	0	1	0	1	0	0.2	\$0	0%	100%	0%	0
Inventor - Autodesk Certified User	ADESK011	Allen, D	PBHS	FND OF ROBOTIC	9410110	0	1	0	1	0	0.2	\$0	0%	100%	0%	0
Inventor - Autodesk Certified User	ADESK011	Allen, D	PBHS	ROBOTIC DESIGN E	9410120	0	3	1	2	0	0.2	\$1,022	33%	67%	0%	0.2
Inventor - Autodesk Certified User	ADESK011	Fleming, M	BHS	TECH DESIGN	8401010	0	12	9	3	0	0.2	\$9,201	75%	25%	0%	1.8
Inventor - Autodesk Certified User	ADESK011	Fleming, M	BHS	TECH DESIGN	8401020	0	30	11	19	0	0.2	\$11,245	37%	63%	0%	2.2
Inventor - Autodesk Certified User	ADESK011	Fleming, M	BHS	TECH DESIGN	8401030	8	2	0	2	6	0.2	\$0	0%	100%	75%	0
Inventor - Autodesk Certified User	ADESK011	Fleming, M	BHS	ADV TECH APP	8601900	0	2	0	2	0	0.2	\$0	0%	100%	0%	0
Inventor - Autodesk Certified User	ADESK011	Pallo, D	HHS	TECH DESIGN	8401010	0	31	18	13	0	0.2	\$18,401	58%	42%	0%	3.6
Inventor - Autodesk Certified User	ADESK011	Lustic, B	EGHS	TECH DESIGN	8401020	0	17	7	10	0	0.2	\$7,156	41%	59%	0%	1.4
Inventor - Autodesk Certified User	ADESK011	Lustic, B	EGHS	TECH DESIGN	8401030	23	11	1	10	12	0.2	\$1,022	9%	91%	52%	0.2
Inventor - Autodesk Certified User	ADESK011	Guenther, G	MIHS	APPLD ENG TECH I	8401120	0	24	3	21	0	0.1	\$1,533	13%	88%	0%	0.3
Inventor - Autodesk Certified User	ADESK011	Guenther, G	MIHS	APPLD ENG TECH I	8401130	0	1	1	0	0	0.1	\$511	100%	0%	0%	0.1

Certifications by Teacher & Course																
Cert ID	Cert #	Teacher	School	Course Name	Course #	# Std Identified	Actual Participants	Pass	Fail	Didn't Test	Funding Weight	Potential CAPE Funding	Percentage of Testers Passing	Percentage Testers Failing	Percentage Students Identified NOT Tested	Potential Bonus FTE Calculation
Inventor - Autodesk Certified User	ADESK011	Kimbrell, R	SHS	TECH DESIGN	8401010	0	71	40	31	0	0.2	\$40,892	56%	44%	0%	8
Inventor - Autodesk Certified User	ADESK011	Kimbrell, R	SHS	TECH DESIGN	8401020	0	2	2	0	0	0.2	\$2,045	100%	0%	0%	0.4
Inventor - Autodesk Certified User	ADESK011	Kimbrell, R	SHS	TECH DESIGN	8401030	23	23	18	5	0	0.2	\$18,401	78%	22%	0%	3.6
Inventor - Autodesk Certified User	ADESK011	Reyes, L	SCHS	APPLD ENG TECH I	8401130	0	1	1	0	0	0.2	\$1,022	100%	0%	0%	0.2
Inventor - Autodesk Certified User	ADESK011	Nichols, C	SCHS	DRAFTING 2	8725020	0	18	9	9	0	0.2	\$9,201	50%	50%	0%	1.8
Inventor - Autodesk Certified User	ADESK011	Nichols, C	SCHS	DRAFTING 3	8725030	0	4	2	2	0	0.2	\$2,045	50%	50%	0%	0.4
Inventor - Autodesk Certified User	ADESK011	Nichols, C	SCHS	DRAFTING 4	8725040	9	2	1	1	7	0.2	\$1,022	50%	50%	78%	0.2
Maya - Autodesk Certified User	ADESK030	Schooley, S	RHS	DRAFTING 4	8725040	0	1	0	1	0	0.2	\$0	0%	100%	0%	0
Maya - Autodesk Certified User	ADESK030	Pallo, D	HHS	GAME & SIM DESIG	8208120	0	1	0	1	0	0.2	\$0	0%	100%	0%	0
Fusion 360- Autodesk Certified User	ADESK032	Schooley, S	RHS	DRAFTING 2	8725020	0	3	2	1	0	0.2	\$2,045	67%	33%	0%	0.4
Fusion 360- Autodesk Certified User	ADESK032	Schooley, S	RHS	DRAFTING 3	8725030	0	7	6	1	0	0.2	\$6,134	86%	14%	0%	1.2
Fusion 360- Autodesk Certified User	ADESK032	Schooley, S	RHS	DRAFTING 4	8725040	0	1	0	1	0	0.2	\$0	0%	100%	0%	0
Fusion 360- Autodesk Certified User	ADESK032	Allen, D	PBHS	TECH DESIGN	8401020	0	1	1	0	0	0.2	\$1,022	100%	0%	0%	0.2
Fusion 360- Autodesk Certified User	ADESK032	Allen, D	PBHS	TECH DESIGN	8401030	0	1	1	0	0	0.2	\$1,022	100%	0%	0%	0.2
Fusion 360- Autodesk Certified User	ADESK032	Fleming, M	BHS	TECH DESIGN	8401010	0	34	32	2	0	0.2	\$32,713	94%	6%	0%	6.4
Fusion 360- Autodesk Certified User	ADESK032	Fleming, M	BHS	TECH DESIGN	8401020	0	41	39	2	0	0.2	\$39,869	95%	5%	0%	7.8
Fusion 360- Autodesk Certified User	ADESK032	Fleming, M	BHS	TECH DESIGN	8401030	0	3	3	0	0	0.2	\$3,067	100%	0%	0%	0.6
Fusion 360- Autodesk Certified User	ADESK032	Fleming, M	BHS	ADV TECH APP	8601900	0	2	2	0	0	0.2	\$2,045	100%	0%	0%	0.4
Fusion 360- Autodesk Certified User	ADESK032	Pallo, D	HHS	TECH DESIGN	8401020	0	1	1	0	0	0.2	\$1,022	100%	0%	0%	0.2
Fusion 360- Autodesk Certified User	ADESK032	Pallo, D	HHS	TECH DESIGN	8401030	0	2	1	1	0	0.2	\$1,022	50%	50%	0%	0.2
Premiere Pro & AE-Adobe Cert Pro Bndl	ADOBE023	Holmquist, J	RHS	DIG MEDIA/MM FOU	8201220	0	5	5	0	0	0.2	\$5,111	100%	0%	0%	1
Premiere Pro & AE-Adobe Cert Pro Bndl	ADOBE023	Holmquist, J	RHS	DIG MEDIA/MM FOU	8201230	8	1	1	0	7	0.2	\$1,022	100%	0%	88%	0.2
Premiere Pro & AE-Adobe Cert Pro Bndl	ADOBE023	Nemetz, R	VHS	TV PRODUCTION TE	8201510	0	1	0	1	0	0.2	\$0	0%	100%	0%	0
Premiere Pro & AE-Adobe Cert Pro Bndl	ADOBE023	Nemetz, R	VHS	TV PRODUCTION TE	8201520	0	16	6	10	0	0.2	\$6,134	38%	63%	0%	1.2
Premiere Pro & AE-Adobe Cert Pro Bndl	ADOBE023	Jones, A	VHS	DIG MEDIA/MM MG	8201620	0	43	29	14	0	0.2	\$29,646	67%	33%	0%	5.8
Premiere Pro & AE-Adobe Cert Pro Bndl	ADOBE023	Fannon, A	MHS	DIGITAL DESIGN 2	8209520	0	1	1	0	0	0.2	\$1,022	100%	0%	0%	0.2
Premiere Pro & AE-Adobe Cert Pro Bndl	ADOBE023	Angove, J	MHS	DIGITAL DESIGN 4	8209540	104	57	57	0	47	0.2	\$58,271	100%	0%	45%	11.4
Premiere Pro & AE-Adobe Cert Pro Bndl	ADOBE023	Angove, J	MHS	USER INTERFACE D	9001120	0	1	1	0	0	0.2	\$1,022	100%	0%	0%	0.2
Premiere Pro & AE-Adobe Cert Pro Bndl	ADOBE023	Sofet, J	PBHS	DIGITAL DESIGN 1	8209510	0	2	2	0	0	0.2	\$2,045	100%	0%	0%	0.4
Premiere Pro & AE-Adobe Cert Pro Bndl	ADOBE023	Sofet, J	PBHS	DIGITAL DESIGN 2	8209520	0	3	3	0	0	0.2	\$3,067	100%	0%	0%	0.6
Premiere Pro & AE-Adobe Cert Pro Bndl	ADOBE023	Sofet, J	PBHS	DIGITAL DESIGN 3	8209530	7	4	4	0	3	0.2	\$4,089	100%	0%	43%	0.8
Premiere Pro & AE-Adobe Cert Pro Bndl	ADOBE023	Potter, L	BHS	TV PRODUCTION TE	8201530	25	20	20	0	5	0.2	\$20,446	100%	0%	20%	4
Premiere Pro & AE-Adobe Cert Pro Bndl	ADOBE023	Stengle, S	HHS	DIG MEDIA/MM FOU	8201220	0	1	1	0	0	0.2	\$1,022	100%	0%	0%	0.2
Premiere Pro & AE-Adobe Cert Pro Bndl	ADOBE023	Stengle, S	HHS	DIG MEDIA/MM WEB	8201610	0	1	1	0	0	0.2	\$1,022	100%	0%	0%	0.2
Premiere Pro & AE-Adobe Cert Pro Bndl	ADOBE023	Keener, B	EGHS	DIG MEDIA/MM FOU	8201220	0	4	4	0	0	0.2	\$4,089	100%	0%	0%	0.8
Premiere Pro & AE-Adobe Cert Pro Bndl	ADOBE023	Keener, B	EGHS	DIG MEDIA/MM FOU	8201230	16	4	4	0	12	0.2	\$4,089	100%	0%	75%	0.8
Premiere Pro & AE-Adobe Cert Pro Bndl	ADOBE023	Keener, B	EGHS	DIG MEDIA/MM MG	8201620	0	6	6	0	0	0.2	\$6,134	100%	0%	0%	1.2
Premiere Pro & AE-Adobe Cert Pro Bndl	ADOBE023	Forbes, K	MIHS	DIG MEDIA/MM FOU	8201210	0	4	4	0	0	0.2	\$4,089	100%	0%	0%	0.8
Premiere Pro & AE-Adobe Cert Pro Bndl	ADOBE023	Forbes, K	MIHS	DIG MEDIA/MM FOU	8201220	0	12	12	0	0	0.2	\$12,268	100%	0%	0%	2.4
Premiere Pro & AE-Adobe Cert Pro Bndl	ADOBE023	Kyzer, M	EHS	DIGITAL VIDEO TE	8201430	0	13	13	0	0	0.2	\$13,290	100%	0%	0%	2.6
Premiere Pro & AE-Adobe Cert Pro Bndl	ADOBE023	McCully, C	CBHS	DIGITAL DESIGN 2	8209520	0	2	2	0	0	0.2	\$2,045	100%	0%	0%	0.4
Premiere Pro & AE-Adobe Cert Pro Bndl	ADOBE023	McCully, C	CBHS	DIGITAL DESIGN 3	8209530	5	3	2	1	2	0.2	\$2,045	67%	33%	40%	0.4
Premiere Pro & AE-Adobe Cert Pro Bndl	ADOBE023	Flinchbaugh, N	SHS	DIG MEDIA/MM FOU	8201210	0	4	4	0	0	0.2	\$4,089	100%	0%	0%	0.8
Premiere Pro & AE-Adobe Cert Pro Bndl	ADOBE023	Flinchbaugh, N	SHS	DIG MEDIA/MM MG	8201620	43	34	34	0	9	0.2	\$34,758	100%	0%	21%	6.8
Premiere Pro & AE-Adobe Cert Pro Bndl	ADOBE023	Benson, A	THS	DIGITAL DESIGN 1	8209510	0	3	3	0	0	0.2	\$3,067	100%	0%	0%	0.6
Premiere Pro & AE-Adobe Cert Pro Bndl	ADOBE023	Benson, A	THS	DIGITAL DESIGN 2	8209520	0	12	12	0	0	0.2	\$12,268	100%	0%	0%	2.4
Premiere Pro & AE-Adobe Cert Pro Bndl	ADOBE023	Benson, A	THS	DIGITAL DESIGN 3	8209530	11	3	3	0	8	0.2	\$3,067	100%	0%	73%	0.6
Premiere Pro & AE-Adobe Cert Pro Bndl	ADOBE023	Benson, A	THS	DIGITAL DESIGN 4	8209540	0	1	1	0	0	0.2	\$1,022	100%	0%	0%	0.2
Premiere Pro & AE-Adobe Cert Pro Bndl	ADOBE023	Curtis, W	THS	TV PRODUCTION TE	8201540	0	1	1	0	0	0.2	\$1,022	100%	0%	0%	0.2
Premiere Pro & AE-Adobe Cert Pro Bndl	ADOBE023	Dietz, R	SCHS	TV PRODUCTION TE	8201520	0	16	16	0	0	0.2	\$16,357	100%	0%	0%	3.2
Premiere Pro & AE-Adobe Cert Pro Bndl	ADOBE023	Dietz, R	SCHS	TV PRODUCTION TE	8201530	23	3	3	0	20	0.2	\$3,067	100%	0%	87%	0.6
PS & IL or ID-Adobe Cert Pro Bndl	ADOBE024	Holmquist, J	RHS	DIG MEDIA/MM FOU	8201210	94	18	18	0	76	0.2	\$18,401	100%	0%	81%	3.6
PS & IL or ID-Adobe Cert Pro Bndl	ADOBE024	Holmquist, J	RHS	DIG MEDIA/MM FOU	8201220	0	7	7	0	0	0.2	\$7,156	100%	0%	0%	1.4
PS & IL or ID-Adobe Cert Pro Bndl	ADOBE024	Holmquist, J	RHS	DIG MEDIA/MM FOU	8201230	0	1	1	0	0	0.2	\$1,022	100%	0%	0%	0.2
PS & IL or ID-Adobe Cert Pro Bndl	ADOBE024	Hamlett, R	CHS	DIGITAL DESIGN 1	8209510	57	12	12	0	45	0.2	\$12,268	100%	0%	79%	2.4
PS & IL or ID-Adobe Cert Pro Bndl	ADOBE024	Jones, A	VHS	DIG MEDIA/MM FOU	8201210	41	38	17	21	3	0.2	\$17,379	45%	55%	7%	3.4

Certifications by Teacher & Course																
Cert ID	Cert #	Teacher	School	Course Name	Course #	# Std Identified	Actual Participants	Pass	Fail	Didn't Test	Funding Weight	Potential CAPE Funding	Percentage of Testers Passing	Percentage Testers Failing	Percentage Students Identified NOT Tested	Potential Bonus FTE Calculation
PS & IL or ID-Adobe Cert Pro Bndl	ADOBE024	Perdue, A	VHS	DIG MEDIA/MM FOU	8201210	74	70	43	27	4	0.2	\$43,959	61%	39%	5%	8.6
PS & IL or ID-Adobe Cert Pro Bndl	ADOBE024	Mantecon, J	VHS	DIG MEDIA/MM FOU	8201210	56	30	30	0	26	0.2	\$30,669	100%	0%	46%	6
PS & IL or ID-Adobe Cert Pro Bndl	ADOBE024	Jones, A	VHS	DIG MEDIA/MM MG	8201620	0	1	0	1	0	0.2	\$0	0%	100%	0%	0
PS & IL or ID-Adobe Cert Pro Bndl	ADOBE024	Fannon, A	MHS	DIGITAL DESIGN 1	8209510	146	4	4	0	142	0.2	\$4,089	100%	0%	97%	0.8
PS & IL or ID-Adobe Cert Pro Bndl	ADOBE024	Angove, J	MHS	DIGITAL DESIGN 5	8209550	0	1	1	0	0	0.2	\$1,022	100%	0%	0%	0.2
PS & IL or ID-Adobe Cert Pro Bndl	ADOBE024	Angove, J	MHS	USER INTERFACE D	9001120	0	1	1	0	0	0.2	\$1,022	100%	0%	0%	0.2
PS & IL or ID-Adobe Cert Pro Bndl	ADOBE024	Sofet, J	PBHS	DIGITAL DESIGN 1	8209510	80	35	35	0	45	0.2	\$35,780	100%	0%	56%	7
PS & IL or ID-Adobe Cert Pro Bndl	ADOBE024	Sofet, J	PBHS	DIGITAL DESIGN 2	8209520	0	3	3	0	0	0.2	\$3,067	100%	0%	0%	0.6
PS & IL or ID-Adobe Cert Pro Bndl	ADOBE024	Stengle, S	HHS	DIG MEDIA/MM FOU	8201210	54	15	15	0	39	0.2	\$15,334	100%	0%	72%	3
PS & IL or ID-Adobe Cert Pro Bndl	ADOBE024	Stengle, S	HHS	DIG MEDIA/MM FOU	8201220	0	2	2	0	0	0.2	\$2,045	100%	0%	0%	0.4
PS & IL or ID-Adobe Cert Pro Bndl	ADOBE024	Stengle, S	HHS	DIG MEDIA/MM FOU	8201230	0	1	1	0	0	0.2	\$1,022	100%	0%	0%	0.2
PS & IL or ID-Adobe Cert Pro Bndl	ADOBE024	Stengle, S	HHS	DIG MEDIA/MM WEB	8201610	0	1	1	0	0	0.2	\$1,022	100%	0%	0%	0.2
PS & IL or ID-Adobe Cert Pro Bndl	ADOBE024	Keener, B	EGHS	DIG MEDIA/MM FOU	8201210	106	19	19	0	87	0.2	\$19,424	100%	0%	82%	3.8
PS & IL or ID-Adobe Cert Pro Bndl	ADOBE024	Keener, B	EGHS	DIG MEDIA/MM FOU	8201220	0	1	1	0	0	0.2	\$1,022	100%	0%	0%	0.2
PS & IL or ID-Adobe Cert Pro Bndl	ADOBE024	Forbes, K	MIHS	DIG MEDIA/MM FOU	8201210	72	32	32	0	40	0.2	\$32,713	100%	0%	56%	6.4
PS & IL or ID-Adobe Cert Pro Bndl	ADOBE024	Forbes, K	MIHS	DIG MEDIA/MM FOU	8201220	0	6	6	0	0	0.2	\$6,134	100%	0%	0%	1.2
PS & IL or ID-Adobe Cert Pro Bndl	ADOBE024	Vickers, P	EHS	DIGITAL DESIGN 1	8209510	23	13	13	0	10	0.2	\$13,290	100%	0%	43%	2.6
PS & IL or ID-Adobe Cert Pro Bndl	ADOBE024	McCully, C	CBHS	DIGITAL DESIGN 1	8209510	26	23	23	0	3	0.2	\$23,513	100%	0%	12%	4.6
PS & IL or ID-Adobe Cert Pro Bndl	ADOBE024	McCully, C	CBHS	DIGITAL DESIGN 2	8209520	0	2	2	0	0	0.2	\$2,045	100%	0%	0%	0.4
PS & IL or ID-Adobe Cert Pro Bndl	ADOBE024	Ashley, S	SHS	DIG MEDIA/MM FOU	8201210	145	71	71	0	74	0.2	\$72,583	100%	0%	51%	14.2
PS & IL or ID-Adobe Cert Pro Bndl	ADOBE024	Flinchbaugh, N	SHS	DIG MEDIA/MM FOU	8201210	29	20	20	0	9	0.2	\$20,446	100%	0%	31%	4
PS & IL or ID-Adobe Cert Pro Bndl	ADOBE024	Flinchbaugh, N	SHS	DIG MEDIA/MM FOU	8201220	0	10	10	0	0	0.2	\$10,223	100%	0%	0%	2
PS & IL or ID-Adobe Cert Pro Bndl	ADOBE024	Flinchbaugh, N	SHS	DIG MEDIA/MM FOU	8201230	0	1	1	0	0	0.2	\$1,022	100%	0%	0%	0.2
PS & IL or ID-Adobe Cert Pro Bndl	ADOBE024	Benson, A	THS	DIGITAL DESIGN 1	8209510	99	59	59	0	40	0.2	\$60,315	100%	0%	40%	11.8
PS & IL or ID-Adobe Cert Pro Bndl	ADOBE024	Benson, A	THS	DIGITAL DESIGN 2	8209520	0	25	25	0	0	0.2	\$25,557	100%	0%	0%	5
PS & IL or ID-Adobe Cert Pro Bndl	ADOBE024	Benson, A	THS	DIGITAL DESIGN 3	8209530	0	1	1	0	0	0.2	\$1,022	100%	0%	0%	0.2
PS & IL or ID-Adobe Cert Pro Bndl	ADOBE024	Deese, D	AHS	DIG MEDIA/MM FOU	8201220	0	5	5	0	0	0.2	\$5,111	100%	0%	0%	1
PS & IL or ID-Adobe Cert Pro Bndl	ADOBE024	Deese, D	AHS	DIG MEDIA/MM FOU	8201230	0	1	1	0	0	0.2	\$1,022	100%	0%	0%	0.2
PS & IL or ID-Adobe Cert Pro Bndl	ADOBE024	Harlan, C	SCHS	DIG MEDIA/MM FOU	8201210	45	15	14	1	30	0.2	\$14,312	93%	7%	67%	2.8
PS & IL or ID-Adobe Cert Pro Bndl	ADOBE024	Harlan, C	SCHS	DIG MEDIA/MM FOU	8201220	0	5	5	0	0	0.2	\$5,111	100%	0%	0%	1
DW & Animate-Adobe Cert Pro Bndl	ADOBE025	Holmquist, J	RHS	DIG MEDIA/MM FOU	8201220	0	1	1	0	0	0.2	\$1,022	100%	0%	0%	0.2
DW & Animate-Adobe Cert Pro Bndl	ADOBE025	Holmquist, J	RHS	DIG MEDIA/MM FOU	8201230	0	1	1	0	0	0.2	\$1,022	100%	0%	0%	0.2
DW & Animate-Adobe Cert Pro Bndl	ADOBE025	Perdue, A	VHS	DIG MEDIA/MM WEB	8201610	66	65	22	43	1	0.2	\$22,490	34%	66%	2%	4.4
DW & Animate-Adobe Cert Pro Bndl	ADOBE025	Angove, J	MHS	USER INTERFACE D	9001120	0	3	3	0	0	0.2	\$3,067	100%	0%	0%	0.6
DW & Animate-Adobe Cert Pro Bndl	ADOBE025	Angove, J	MHS	INTERACTIVITY ES	9001160	6	1	1	0	5	0.2	\$1,022	100%	0%	83%	0.2
DW & Animate-Adobe Cert Pro Bndl	ADOBE025	Forbes, K	MIHS	DIG MEDIA/MM FOU	8201230	0	5	5	0	0	0.2	\$5,111	100%	0%	0%	1
DW & Animate-Adobe Cert Pro Bndl	ADOBE025	Flinchbaugh, N	SHS	DIG MEDIA/MM FOU	8201230	0	1	1	0	0	0.2	\$1,022	100%	0%	0%	0.2
DW & Animate-Adobe Cert Pro Bndl	ADOBE025	Benson, A	THS	DIGITAL DESIGN 4	8209540	3	2	2	0	1	0.2	\$2,045	100%	0%	33%	0.4
Databases - IT Specialist (ITS)	CERTI003	Schweich, J	MHS	CYBERSECURITY ES	9001330	0	1	1	0	0	0.2	\$1,022	100%	0%	0%	0.2
Network Security - IT Specialist (ITS)	CERTI006	Schweich, J	MHS	CYBERSECURITY ES	9001330	14	6	6	0	8	0.1	\$3,067	100%	0%	57%	0.6
Network Security - IT Specialist (ITS)	CERTI006	Mitchell, C	SHS	WEB PRGMING	9007510	0	1	1	0	0	0.1	\$511	100%	0%	0%	0.1
Networking - IT Specialist (ITS)	CERTI007	Schweich, J	MHS	CPT & NET SECURI	9001320	39	35	12	23	4	0.1	\$6,134	34%	66%	10%	1.2
Networking - IT Specialist (ITS)	CERTI007	Schweich, J	MHS	CYBERSECURITY ES	9001330	0	2	2	0	0	0.1	\$1,022	100%	0%	0%	0.2
Networking - IT Specialist (ITS)	CERTI007	Burr, K	MIHS	NETWORK ENG & SP	9001520	42	28	6	22	14	0.1	\$3,067	21%	79%	33%	0.6
HTML5 Application Development - ITS	CERTI008	Van Brunschot	RHS	WEB PRGMING	9007510	47	35	0	35	12	0.2	\$0	0%	100%	26%	0
HTML5 Application Development - ITS	CERTI008	Van Brunschot	RHS	JAVASCRIPT PROGR	9007520	0	4	0	4	0	0.2	\$0	0%	100%	0%	0
HTML5 Application Development - ITS	CERTI008	Dohmen, J	VHS	WEB PRGMING	9007510	0	30	9	21	0	0.2	\$9,201	30%	70%	0%	1.8
HTML5 Application Development - ITS	CERTI008	Schweich, J	MHS	ACCOUNTING APPS	8203310	0	5	0	5	0	0.2	\$0	0%	100%	0%	0
HTML5 Application Development - ITS	CERTI008	Mitchell, C	SHS	WEB PRGMING	9007510	0	29	3	26	0	0.2	\$3,067	10%	90%	0%	0.6
Device Config & Mgt - IT Specialist (ITS)	CERTI009	Schweich, J	MHS	CPT & NET SECURI	9001320	0	11	3	8	0	0.2	\$3,067	27%	73%	0%	0.6
Device Config & Mgt - IT Specialist (ITS)	CERTI009	Schweich, J	MHS	CYBERSECURITY ES	9001330	0	2	0	2	0	0.2	\$0	0%	100%	0%	0
Device Config & Mgt - IT Specialist (ITS)	CERTI009	Burr, K	MIHS	NETWORK ENG & SP	9001520	0	4	0	4	0	0.2	\$0	0%	100%	0%	0
JavaScript - IT Specialist (ITS)	CERTI010	Van Brunschot	RHS	JAVASCRIPT PROGR	9007520	5	3	0	3	2	0.2	\$0	0%	100%	40%	0
JavaScript - IT Specialist (ITS)	CERTI010	Dohmen, J	VHS	JAVASCRIPT PROGR	9007520	21	21	20	1	0	0.2	\$20,446	95%	5%	0%	4
JavaScript - IT Specialist (ITS)	CERTI010	Schweich, J	MHS	CYBERSECURITY ES	9001330	0	7	0	7	0	0.2	\$0	0%	100%	0%	0
JavaScript - IT Specialist (ITS)	CERTI010	Wood, K	CMS	DIGITAL INFO TEC	8207310	0	7	0	7	0	0.2	\$0	0%	100%	0%	0

Certifications by Teacher & Course																
Cert ID	Cert #	Teacher	School	Course Name	Course #	# Std Identified	Actual Participants	Pass	Fail	Didn't Test	Funding Weight	Potential CAPE Funding	Percentage of Testers Passing	Percentage Testers Failing	Percentage Students Identified NOT Tested	Potential Bonus FTE Calculation
JavaScript - IT Specialist (ITS)	CERTI010	Smoak, R	JEMS	DIGITAL INFO TEC	8207310	0	5	0	5	0	0.2	\$0	0%	100%	0%	0
JavaScript - IT Specialist (ITS)	CERTI010	Mitchell, C	SHS	WEB PRGMING	9007510	0	25	5	20	0	0.2	\$5,111	20%	80%	0%	1
JavaScript - IT Specialist (ITS)	CERTI010	Mitchell, C	SHS	JAVASCRIPT PROGR	9007520	5	5	5	0	0	0.2	\$5,111	100%	0%	0%	1
HTML & CSS - IT Specialist (ITS)	CERTI011	Van Brunschot	RHS	WEB PRGMING	9007510	47	43	22	21	4	0.1	\$11,245	51%	49%	9%	2.2
HTML & CSS - IT Specialist (ITS)	CERTI011	Dohmen, J	VHS	WEB PRGMING	9007510	32	32	28	4	0	0.1	\$14,312	88%	13%	0%	2.8
HTML & CSS - IT Specialist (ITS)	CERTI011	Schweich, J	MHS	CYBERSECURITY ES	9001330	0	1	0	1	0	0.1	\$0	0%	100%	0%	0
HTML & CSS - IT Specialist (ITS)	CERTI011	Mitchell, C	SHS	WEB PRGMING	9007510	31	31	18	13	0	0.1	\$9,201	58%	42%	0%	1.8
Python - IT Specialist (ITS)	CERTI012	Van Brunschot	RHS	FOUND OF PROGRAM	9007210	65	55	7	48	10	0.2	\$7,156	13%	87%	15%	1.4
Python - IT Specialist (ITS)	CERTI012	Van Brunschot	RHS	JAVASCRIPT PROGR	9007520	0	1	0	1	0	0.2	\$0	0%	100%	0%	0
Python - IT Specialist (ITS)	CERTI012	Dohmen, J	VHS	AP COMPUTER SCI	0200335	0	27	14	13	0	0.2	\$14,312	52%	48%	0%	2.8
Python - IT Specialist (ITS)	CERTI012	Dohmen, J	VHS	FOUND OF PROGRAM	9007210	87	86	26	60	1	0.2	\$26,580	30%	70%	1%	5.2
Python - IT Specialist (ITS)	CERTI012	Schweich, J	MHS	CYBERSECURITY ES	9001330	0	1	1	0	0	0.2	\$1,022	100%	0%	0%	0.2
Java - IT Specialist (ITS)	CERTI013	Schweich, J	MHS	CYBERSECURITY ES	9001330	0	3	1	2	0	0.2	\$1,022	33%	67%	0%	0.2
Java - IT Specialist (ITS)	CERTI013	Mitchell, C	SHS	AP COMPUTER SCI	0200320	0	5	4	1	0	0.2	\$4,089	80%	20%	0%	0.8
Java - IT Specialist (ITS)	CERTI013	Mitchell, C	SHS	WEB PRGMING	9007510	0	1	1	0	0	0.2	\$1,022	100%	0%	0%	0.2
Java - IT Specialist (ITS)	CERTI013	Mitchell, C	SHS	JAVASCRIPT PROGR	9007520	0	1	1	0	0	0.2	\$1,022	100%	0%	0%	0.2
Cybersecurity - IT Specialist (ITS)	CERTI015	Schweich, J	MHS	CPT & NET SECURI	9001320	0	1	1	0	0	0.1	\$511	100%	0%	0%	0.1
Cybersecurity - IT Specialist (ITS)	CERTI015	Stone, R	THS	CPT NETWK FUND	9003480	9	9	2	7	0	0.1	\$1,022	22%	78%	0%	0.2
CompTIA IT Fundamentals+	COMPT018	Schweich, J	MHS	IT FUNDAMENTALS	9001310	25	24	11	13	1	0.2	\$11,245	46%	54%	4%	2.2
CompTIA IT Fundamentals+	COMPT018	Schweich, J	MHS	CYBERSECURITY ES	9001330	0	1	1	0	0	0.2	\$1,022	100%	0%	0%	0.2
Child Development Associate (CDA)	CPRECO01	Zeppieri, M	VHS	EARLY CHILDHOOD	8405140	4	3	3	0	1	0.2	\$3,067	100%	0%	25%	0.6
Child Development Associate (CDA)	CPRECO01	Pelchat, K	PBHS	CTE INTERNSHIP	8300430	11	8	8	0	3	0.2	\$8,178	100%	0%	27%	1.6
Child Development Associate (CDA)	CPRECO01	Pelchat, K	PBHS	EARLY CHILDHOOD	8405140	8	5	5	0	3	0.2	\$5,111	100%	0%	38%	1
Child Development Associate (CDA)	CPRECO01	Dilger, E	EGHS	CTE INTERNSHIP	8300430	4	4	4	0	0	0.2	\$4,089	100%	0%	0%	0.8
Child Development Associate (CDA)	CPRECO01	Allen, S	MHS	EARLY CHILDHOOD	8405140	6	6	6	0	0	0.2	\$6,134	100%	0%	0%	1.2
Child Development Associate (CDA)	CPRECO01	Samuels, R	SHS	EARLY CHILDHOOD	8405140	8	8	8	0	0	0.2	\$8,178	100%	0%	0%	1.6
Certified Nursing Assistant (CNA)	FDMQA002	Bassile, T	RHS	HSE DIR STUDY	8400100	15	15	12	3	0	0.1	\$6,134	80%	20%	0%	1.2
Certified Nursing Assistant (CNA)	FDMQA002	Robbins, S	MHS	HSE DIR STUDY	8400100	14	14	14	0	0	0.1	\$7,156	100%	0%	0%	1.4
Certified Nursing Assistant (CNA)	FDMQA002	Caraballo, E	BHS	HSE DIR STUDY	8400100	10	10	9	1	0	0.1	\$4,600	90%	10%	0%	0.9
Certified Nursing Assistant (CNA)	FDMQA002	Krug, C	THS	HSE DIR STUDY	8400100	9	8	7	1	1	0.1	\$3,578	88%	13%	11%	0.7
Certified Nursing Assistant (CNA)	FDMQA002	Duncan, A	AHS	DIV ED DIR STUDY	8300100	17	17	17	0	0	0.1	\$8,689	100%	0%	0%	1.7
911 Public Safety Telecommunicator	FDMQA030	Rivera, R	RHS	DISP: POL,FIRE	9101100	9	8	5	3	1	0.2	\$5,111	63%	38%	11%	1
912 Public Safety Telecommunicator	FDMQA030	Lugo, R	PBHS	DISP: POL,FIRE	9101100	19	14	11	3	5	0.2	\$11,245	79%	21%	26%	2.2
913 Public Safety Telecommunicator	FDMQA030	Davenport, S	THS	DISP: POL,FIRE	9101100	55	10	9	1	45	0.2	\$9,201	90%	10%	82%	1.8
FAA Ground School	FEDAA013	Mcinnish, W	EGHS	PRIVATE PILOT GR	9540610	51	24	13	11	27	0.2	\$13,290	54%	46%	53%	2.6
FAA Ground School	FEDAA013	Mcinnish, W	EGHS	AVIATION ASSEMB	9540710	0	1	0	1	0	0.2	\$0	0%	100%	0%	0
Wastewater Treatment Plant Op Lvl C	FLDEP003	McKenzie, L	HHS	ADV ENV WAT RECL	8007210	0	5	0	5	0	0.1	\$0	0%	100%	0%	0
Water Treatment Plant Op Lvl C	FLDEP006	Szeman, C	HHS	ADV ENV WATER TE	8007130	0	1	0	1	0	0.1	\$0	0%	100%	0%	0
Water Treatment Plant Op Lvl C	FLDEP006	McKenzie, L	HHS	ADV ENV WAT RECL	8007210	0	4	0	4	0	0.1	\$0	0%	100%	0%	0
FL Teacher Cert (FTCE) - Prof Ed Test	FLDOE004	Drabik, F	SCHS	FOUND/CURR & INS	8909030	12	6	0	6	6	0.1	\$0	0%	100%	50%	0
HBI Pre-Apprent Cert Trng (PACT), Core	HBINS004	Jones, J	CHS	BLDG CONST TECH	8720320	30	16	16	0	14	0.1	\$8,178	100%	0%	47%	1.6
HBI Pre-Apprent Cert Trng (PACT), Core	HBINS004	Jones, J	CHS	BLDG CONST TECH	8720330	0	4	4	0	0	0.1	\$2,045	100%	0%	0%	0.4
HBI Pre-Apprent Cert Trng (PACT), Core	HBINS004	Jones, J	CHS	BLDG CONST TECH	8720340	0	1	1	0	0	0.1	\$511	100%	0%	0%	0.1
HBI Pre-Apprent Cert Trng (PACT), Core	HBINS004	Dyer, R	MHS	BLDG CONST TECH	8720310	0	53	29	24	0	0.1	\$14,823	55%	45%	0%	2.9
HBI Pre-Apprent Cert Trng (PACT), Core	HBINS004	Dyer, R	MHS	BLDG CONST TECH	8720320	28	11	5	6	17	0.1	\$2,556	45%	55%	61%	0.5
HBI Pre-Apprent Cert Trng (PACT), Core	HBINS004	Dyer, R	MHS	BLDG CONST TECH	8720330	0	2	1	1	0	0.1	\$511	50%	50%	0%	0.1
HBI Pre-Apprent Cert Trng (PACT), Core	HBINS004	Hayes, S	PBHS	BLDG CONST TECH	8720310	0	8	8	0	0	0.1	\$4,089	100%	0%	0%	0.8
HBI Pre-Apprent Cert Trng (PACT), Core	HBINS004	Hayes, S	PBHS	BLDG CONST TECH	8720320	27	17	17	0	10	0.1	\$8,689	100%	0%	37%	1.7
HBI Pre-Apprent Cert Trng (PACT), Core	HBINS004	Hayes, S	PBHS	BLDG CONST TECH	8720330	0	2	1	1	0	0.1	\$511	50%	50%	0%	0.1
HBI Pre-Apprent Cert Trng (PACT), Core	HBINS004	Kierstead, D	AHS	BLDG CONST TECH	8720310	0	27	23	4	0	0.1	\$11,756	85%	15%	0%	2.3
HBI Pre-Apprent Cert Trng (PACT), Core	HBINS004	Kierstead, D	AHS	BLDG CONST TECH	8720320	37	12	7	5	25	0.1	\$3,578	58%	42%	68%	0.7
HBI Pre-Apprent Cert Trng (PACT), Core	HBINS004	Kierstead, D	AHS	BLDG CONST TECH	8720330	0	1	1	0	0	0.1	\$511	100%	0%	0%	0.1
HBI Pre-Apprent Cert Trng (PACT), Core	HBINS004	Cankar, R	AHS	WELD TECH FUNDS	9204410	0	2	2	0	0	0.1	\$1,022	100%	0%	0%	0.2
HBI Pre-Apprent Cert Trng (PACT), Core	HBINS004	Cankar, R	AHS	WELD TECH FUNDS	9204420	23	9	7	2	14	0.1	\$3,578	78%	22%	61%	0.7
HBI Pre-Apprent Cert Trng (PACT), Core	HBINS004	Cankar, R	AHS	WELD TECH FUNDS	9204430	0	5	3	2	0	0.1	\$1,533	60%	40%	0%	0.3
HBI Pre-Apprent Cert Trng (PACT), Core	HBINS004	Cankar, R	SCHS	CTE INTERNSHIP	8300430	0	1	1	0	0	0.1	\$511	100%	0%	0%	0.1



Certifications by Teacher & Course																
Cert ID	Cert #	Teacher	School	Course Name	Course #	# Std Identified	Actual Participants	Pass	Fail	Didn't Test	Funding Weight	Potential CAPE Funding	Percentage of Testers Passing	Percentage Testers Failing	Percentage Students Identified NOT Tested	Potential Bonus FTE Calculation
HBI Pre-Apprent Cert Trng (PACT), Core	HBINS004	Layfield, D	SCHS	A/C&REFG & HT TE	8713020	30	3	3	0	27	0.1	\$1,533	100%	0%	90%	0.3
HBI Pre-Apprent Cert Trng (PACT), Core	HBINS004	Layfield, D	SCHS	A/C, REFG & HT TE	8713030	0	4	4	0	0	0.1	\$2,045	100%	0%	0%	0.4
HBI Pre-Apprent Cert Trng (PACT), Core	HBINS004	Layfield, D	SCHS	A/C, REFG & HT TE	8713040	0	1	1	0	0	0.1	\$511	100%	0%	0%	0.1
HBI Pre-App Cert Trng (PACT), Core Grn	HBINS005	Jones, J	CHS	BLDG CONST TECH	8720320	0	3	3	0	0	0.1	\$1,533	100%	0%	0%	0.3
HBI Pre-App Cert Trng (PACT), Core Grn	HBINS005	Jones, J	CHS	BLDG CONST TECH	8720330	0	3	3	0	0	0.1	\$1,533	100%	0%	0%	0.3
HBI Pre-AppCert Trng (PACT), Core Grn	HBINS005	Jones, J	CHS	BLDG CONST TECH	8720340	0	1	1	0	0	0.1	\$511	100%	0%	0%	0.1
HBI Pre-App Cert Trng (PACT), Core Grn	HBINS005	Dyer, R	MHS	BLDG CONST TECH	8720320	0	5	0	5	0	0.1	\$0	0%	100%	0%	0
HBI Pre-App Cert Trng (PACT), Core Grn	HBINS005	Dyer, R	MHS	BLDG CONST TECH	8720330	0	4	1	3	0	0.1	\$511	25%	75%	0%	0.1
Quickbooks Certified User	INTUT001	Kearns, L	RHS	AICE INFO TECH 1	200490	0	1	1	0	0	0.2	\$1,022	100%	0%	0%	0.2
Quickbooks Certified User	INTUT001	Mantecon, J	VHS	ACCOUNTING APPS	8203310	48	46	33	13	2	0.2	\$33,736	72%	28%	4%	6.6
Quickbooks Certified User	INTUT001	Schweich, J	MHS	ACCOUNTING APPS	8203310	9	8	4	4	1	0.2	\$4,089	50%	50%	11%	0.8
Quickbooks Certified User	INTUT001	Schweich, J	MHS	INTL BUSINESS SY	8216110	0	1	1	0	0	0.2	\$1,022	100%	0%	0%	0.2
Entrepreneurship & Small Business	INTUT002	Holmquist, J	RHS	DIGITAL INFO TEC	8207310	27	15	8	7	12	0.2	\$8,178	53%	47%	44%	1.6
Entrepreneurship & Small Business	INTUT002	Kearns, L	RHS	INTL BUSINESS SY	8216110	0	83	49	34	0	0.2	\$50,092	59%	41%	0%	9.8
Entrepreneurship & Small Business	INTUT002	Kearns, L	RHS	INTL FIN & LAW	8216120	0	3	2	1	0	0.2	\$2,045	67%	33%	0%	0.4
Entrepreneurship & Small Business	INTUT002	Parker, M	KMS	DIGITAL INFO TEC	8207310	74	73	39	34	1	0.2	\$39,869	53%	47%	1%	7.8
Entrepreneurship & Small Business	INTUT002	Hamlett, R	CHS	DIGITAL INFO TEC	8207310	31	20	13	7	11	0.2	\$13,290	65%	35%	35%	2.6
Entrepreneurship & Small Business	INTUT002	Hamlett, R	CHS-MS	DIGITAL INFO TEC	8207310	19	15	8	7	4	0.2	\$8,178	53%	47%	21%	1.6
Entrepreneurship & Small Business	INTUT002	Formanek, D	VHS	DIGITAL INFO TEC	8207310	51	50	30	20	1	0.2	\$30,669	60%	40%	2%	6
Entrepreneurship & Small Business	INTUT002	Formanek, D	VHS	PERSONAL FINANCE	8815120	0	46	33	13	0	0.2	\$33,736	72%	28%	0%	6.6
Entrepreneurship & Small Business	INTUT002	Formanek, D	VHS	BUS COMM & TECH	8815150	0	49	40	9	0	0.2	\$40,892	82%	18%	0%	8
Entrepreneurship & Small Business	INTUT002	Mantecon, J	VHS	MARKETING ESSENT	8827110	0	31	20	11	0	0.2	\$20,446	65%	35%	0%	4
Entrepreneurship & Small Business	INTUT002	Chang, D	MHS	DIGITAL INFO TEC	8207310	175	153	150	3	22	0.2	\$153,344	98%	2%	13%	30
Entrepreneurship & Small Business	INTUT002	Schweich, J	MHS	INTL BUSINESS SY	8216110	0	22	18	4	0	0.2	\$18,401	82%	18%	0%	3.6
Entrepreneurship & Small Business	INTUT002	Jenson, J	SWMS	DIGITAL INFO TEC	8207310	59	49	27	22	10	0.2	\$27,602	55%	45%	17%	5.4
Entrepreneurship & Small Business	INTUT002	Fowler, H	BHS	DIGITAL INFO TEC	8207310	123	104	50	54	19	0.2	\$51,115	48%	52%	15%	10
Entrepreneurship & Small Business	INTUT002	Payne-Craig, B	HHS	DIGITAL INFO TEC	8207310	146	117	84	33	29	0.2	\$85,873	72%	28%	20%	16.8
Entrepreneurship & Small Business	INTUT002	Payne-Craig, B	HHS	BUSINESS SOFTWARE	8212160	0	11	11	0	0	0.2	\$11,245	100%	0%	0%	2.2
Entrepreneurship & Small Business	INTUT002	Williamson, C	EGHS	DIGITAL INFO TEC	8207310	77	63	38	25	14	0.2	\$38,847	60%	40%	18%	7.6
Entrepreneurship & Small Business	INTUT002	Williamson, C	EGHS	BUSINESS ENTREP	8215120	0	36	28	8	0	0.2	\$28,624	78%	22%	0%	5.6
Entrepreneurship & Small Business	INTUT002	Wood, K	CMS	DIGITAL INFO TEC	8207310	71	64	23	41	7	0.2	\$23,513	36%	64%	10%	4.6
Entrepreneurship & Small Business	INTUT002	Wong, A	JOMS	DIGITAL INFO TEC	8207310	32	29	14	15	3	0.2	\$14,312	48%	52%	9%	2.8
Entrepreneurship & Small Business	INTUT002	Burr, K	MIHS	DIGITAL INFO TEC	8207310	86	82	51	31	4	0.2	\$52,137	62%	38%	5%	10.2
Entrepreneurship & Small Business	INTUT002	Burr, K	MIHS	BUSINESS SOFTWARE	8212160	0	15	11	4	0	0.2	\$11,245	73%	27%	0%	2.2
Entrepreneurship & Small Business	INTUT002	Smoak, R	JEMS	DIGITAL INFO TEC	8207310	23	1	1	0	22	0.2	\$1,022	100%	0%	96%	0.2
Entrepreneurship & Small Business	INTUT002	McCully, C	CBHS	DIGITAL INFO TEC	8207310	24	19	16	3	5	0.2	\$16,357	84%	16%	21%	3.2
Entrepreneurship & Small Business	INTUT002	McCully, C	CBHS-MS	DIGITAL INFO TEC	8207310	36	26	13	13	10	0.2	\$13,290	50%	50%	28%	2.6
Entrepreneurship & Small Business	INTUT002	Schefcick, K	DMS	DIGITAL INFO TEC	8207310	51	51	37	14	0	0.2	\$37,825	73%	27%	0%	7.4
Entrepreneurship & Small Business	INTUT002	Townsend, A	HMS	DIGITAL INFO TEC	8207310	53	51	46	5	2	0.2	\$47,025	90%	10%	4%	9.2
Entrepreneurship & Small Business	INTUT002	Deese, D	AHS	DIG MEDIA/MM FOU	8201220	0	1	0	1	0	0.2	\$0	0%	100%	0%	0
Entrepreneurship & Small Business	INTUT002	Morales, H	AHS	DIGITAL INFO TEC	8207310	43	31	8	23	12	0.2	\$8,178	26%	74%	28%	1.6
Entrepreneurship & Small Business	INTUT002	Deese, D	AHS	BUSINESS ENTREP	8215120	0	22	17	5	0	0.2	\$17,379	77%	23%	0%	3.4
Entrepreneurship & Small Business	INTUT002	Brayboy, T	SCHS	DIGITAL INFO TEC	8207310	48	35	12	21	13	0.2	\$12,268	34%	66%	27%	2.4
Entrepreneurship & Small Business	INTUT002	Brayboy, T	SCHS	BUS SOFTWARE APP	8212120	0	9	6	3	0	0.2	\$6,134	67%	33%	0%	1.2
Entrepreneurship & Small Business	INTUT002	Brayboy, T	SCHS	BUSINESS SOFTWARE	8212160	0	3	2	1	0	0.2	\$2,045	67%	33%	0%	0.4
Entrepreneurship & Small Business	INTUT002	Brayboy, T	SCHS-MS	DIGITAL INFO TEC	8207310	35	23	9	14	12	0.2	\$9,201	39%	61%	34%	1.8
Python Coding Specialist	KNOWL001	Mitchell, C	SHS	FOUND OF PROGRM	9007210	75	39	39	0	36	0.2	\$39,869	100%	0%	48%	7.8
Microsoft Office Excel: MOS	MICRO801	Hamlett, R	CHS-MS	DIGITAL INFO TEC	8207310	0	3	0	3	0	0.03	\$0	0%	100%	0%	0
Microsoft Office Excel: MOS	MICRO801	Wood, K	CMS	DIGITAL INFO TEC	8207310	0	5	2	3	0	0.03	\$256	40%	60%	0%	0.05
Microsoft Office Excel: MOS	MICRO801	Smoak, R	JEMS	DIGITAL INFO TEC	8207310	0	8	2	6	0	0.03	\$256	25%	75%	0%	0.05
Microsoft Office Excel: MOS	MICRO801	McCully, C	CBHS-MS	DIGITAL INFO TEC	8207310	0	8	8	0	0	0.03	\$1,022	100%	0%	0%	0.2
Microsoft Office Excel: MOS	MICRO801	Schefcick, K	DMS	DIGITAL INFO TEC	8207310	0	18	10	8	0	0.03	\$1,278	56%	44%	0%	0.25
Microsoft Office Excel: MOS	MICRO801	Townsend, A	HMS	DIGITAL INFO TEC	8207310	0	47	42	5	0	0.03	\$5,367	89%	11%	0%	1.05
Microsoft Office Excel: MOS	MICRO801	Brayboy, T	SCHS-MS	DIGITAL INFO TEC	8207310	0	22	4	18	0	0.03	\$511	18%	82%	0%	0.1
Microsoft Office Excel: MOS	MICRO802	Parker, M	KMS	DIGITAL INFO TEC	8207310	0	47	12	35	0	0.03	\$1,533	26%	74%	0%	0.3
Microsoft Office Excel: MOS	MICRO802	Hamlett, R	CHS-MS	DIGITAL INFO TEC	8207310	0	12	5	7	0	0.03	\$639	42%	58%	0%	0.13



Certifications by Teacher & Course																
Cert ID	Cert #	Teacher	School	Course Name	Course #	# Std Identified	Actual Participants	Pass	Fail	Didn't Test	Funding Weight	Potential CAPE Funding	Percentage of Testers Passing	Percentage Testers Failing	Percentage Students Identified NOT Tested	Potential Bonus FTE Calculation
Microsoft Office Excel: MOS	MICRO802	Jenson, J	SWMS	DIGITAL INFO TEC	8207310	0	1	1	0	0	0.03	\$128	100%	0%	0%	0.03
Microsoft Office Excel: MOS	MICRO802	Wood, K	CMS	DIGITAL INFO TEC	8207310	0	58	14	44	0	0.03	\$1,789	24%	76%	0%	0.35
Microsoft Office Excel: MOS	MICRO802	Wong, A	JOMS	DIGITAL INFO TEC	8207310	0	23	0	23	0	0.03	\$0	0%	100%	0%	0
Microsoft Office Excel: MOS	MICRO802	Smoak, R	JEMS	DIGITAL INFO TEC	8207310	0	22	11	11	0	0.03	\$1,406	50%	50%	0%	0.28
Microsoft Office Excel: MOS	MICRO802	McCully, C	CBHS-MS	DIGITAL INFO TEC	8207310	0	9	9	0	0	0.03	\$1,150	100%	0%	0%	0.23
Microsoft Office Excel: MOS	MICRO802	Schefcick, K	DMS	DIGITAL INFO TEC	8207310	0	51	33	18	0	0.03	\$4,217	65%	35%	0%	0.83
Microsoft Office Excel: MOS	MICRO802	Townsend, A	HMS	DIGITAL INFO TEC	8207310	0	51	51	0	0	0.03	\$6,517	100%	0%	0%	1.28
Microsoft Office Excel: MOS	MICRO802	Brayboy, T	SCHS-MS	DIGITAL INFO TEC	8207310	0	14	2	12	0	0.03	\$256	14%	86%	0%	0.05
Microsoft Office PowerPoint: MOS	MICRO803	Hamlett, R	CHS-MS	DIGITAL INFO TEC	8207310	0	13	4	9	0	0.03	\$511	31%	69%	0%	0.1
Microsoft Office PowerPoint: MOS	MICRO803	Jenson, J	SWMS	DIGITAL INFO TEC	8207310	0	1	1	0	0	0.03	\$128	100%	0%	0%	0.03
Microsoft Office PowerPoint: MOS	MICRO803	Wood, K	CMS	DIGITAL INFO TEC	8207310	0	13	6	7	0	0.03	\$767	46%	54%	0%	0.15
Microsoft Office PowerPoint: MOS	MICRO803	Smoak, R	JEMS	DIGITAL INFO TEC	8207310	0	19	11	8	0	0.03	\$1,406	58%	42%	0%	0.28
Microsoft Office PowerPoint: MOS	MICRO803	McCully, C	CBHS-MS	DIGITAL INFO TEC	8207310	0	8	8	0	0	0.03	\$1,022	100%	0%	0%	0.2
Microsoft Office PowerPoint: MOS	MICRO803	Schefcick, K	DMS	DIGITAL INFO TEC	8207310	0	51	33	18	0	0.03	\$4,217	65%	35%	0%	0.83
Microsoft Office PowerPoint: MOS	MICRO803	Townsend, A	HMS	DIGITAL INFO TEC	8207310	0	51	51	0	0	0.03	\$6,517	100%	0%	0%	1.28
Microsoft Office PowerPoint: MOS	MICRO803	Brayboy, T	SCHS-MS	DIGITAL INFO TEC	8207310	0	19	6	13	0	0.03	\$767	32%	68%	0%	0.15
Certified EKG Technician (CET)	NATHA002	Garrison, C	VHS	HSE DIR STUDY	8400100	0	3	0	3	0	0.1	\$0	0%	100%	0%	0
Certified EKG Technician (CET)	NATHA002	Alenciewicz, J	VHS	EXERCISE SCIENCE	8417120	0	17	8	9	0	0.1	\$4,089	47%	53%	0%	0.8
Certified EKG Technician (CET)	NATHA002	Garrison, C	VHS	DENTAL AIDE 3	8417141	0	60	22	38	0	0.1	\$11,245	37%	63%	0%	2.2
Certified EKG Technician (CET)	NATHA002	Robbins, S	MHS	EMERG MED RESP 3	8417171	30	29	13	16	1	0.1	\$6,645	45%	55%	3%	1.3
Certified EKG Technician (CET)	NATHA002	McMahon, S	EGHS	EXERCISE SCIENCE	8417120	0	13	11	2	0	0.1	\$5,623	85%	15%	0%	1.1
Certified Med Admin Asst (CMAA)	NATHA003	Mannes, A	CHS	EXERCISE SCIENCE	8417120	17	17	14	3	0	0.1	\$7,156	82%	18%	0%	1.4
Certified Med Admin Asst (CMAA)	NATHA003	Garrison, C	VHS	DENTAL AIDE 3	8417141	61	1	0	1	60	0.1	\$0	0%	100%	98%	0
Certified Med Admin Asst (CMAA)	NATHA003	Gilliard, S	PBHS	CTE INTERNSHIP	8300430	1	1	1	0	0	0.1	\$511	100%	0%	0%	0.1
Certified Med Admin Asst (CMAA)	NATHA003	Gilliard, S	PBHS	EXERCISE SCIENCE	8417120	14	14	6	8	0	0.1	\$3,067	43%	57%	0%	0.6
Certified Med Admin Asst (CMAA)	NATHA003	Parr, A	BHS	EXERCISE SCIENCE	8417120	27	24	12	12	3	0.1	\$6,134	50%	50%	11%	1.2
Certified Med Admin Asst (CMAA)	NATHA003	Trotman, P	HHS	MEDICAL OFF TECH	8212202	33	17	16	1	16	0.1	\$8,178	94%	6%	48%	1.6
Certified Med Admin Asst (CMAA)	NATHA003	Luna, E	HHS	EXERCISE SCIENCE	8417120	77	67	43	24	10	0.1	\$21,979	64%	36%	13%	4.3
Certified Med Admin Asst (CMAA)	NATHA003	McMahon, S	EGHS	EXERCISE SCIENCE	8417120	14	14	14	0	0	0.1	\$7,156	100%	0%	0%	1.4
Aerospace / Aircraft Assembly (AAA)	NCATT003	Mcinnish, W	EGHS	AVIATION ASSEMB	9540720	0	20	5	15	0	0.1	\$2,556	25%	75%	0%	0.5
Aerospace / Aircraft Assembly (AAA)	NCATT003	Mcinnish, W	EGHS	AVIATION ASSEMB	9540730	18	6	6	0	12	0.1	\$3,067	100%	0%	67%	0.6
Automatic Tran/Transaxle (AT): ASE	NIASE077	Sebetka, E	RHS	AUTO MAINT/LT RP	9504140	13	2	0	2	11	0.1	\$0	0%	100%	85%	0
Automatic Tran/Transaxle (AT): ASE	NIASE077	Riffe, P	CHS	COLL PAINT/BODY	9514010	0	1	0	1	0	0.1	\$0	0%	100%	0%	0
Automatic Tran/Transaxle (AT): ASE	NIASE077	Riffe, P	CHS	COLL PAINT/REF A	9514020	0	2	1	1	0	0.1	\$511	50%	50%	0%	0.1
Automatic Tran/Transaxle (AT): ASE	NIASE077	Riffe, P	CHS	COLL PAINT/REF A	9514030	0	5	2	3	0	0.1	\$1,022	40%	60%	0%	0.2
Automatic Tran/Transaxle (AT): ASE	NIASE077	Riffe, P	CHS	COLL PAINT/REF A	9514040	0	4	2	2	0	0.1	\$1,022	50%	50%	0%	0.2
Automatic Tran/Transaxle (AT): ASE	NIASE077	Riffe, P	CHS	COLL NON-STRUCT	9514050	0	3	3	0	0	0.1	\$1,533	100%	0%	0%	0.3
Automatic Tran/Transaxle (AT): ASE	NIASE077	Riffe, P	CHS	COLL NON-STRUCT	9514060	0	1	0	1	0	0.1	\$0	0%	100%	0%	0
Automatic Tran/Transaxle (AT): ASE	NIASE077	Younger, P	EGHS	AUTO MAINT/LT RP	9504130	0	1	1	0	0	0.1	\$511	100%	0%	0%	0.1
Automatic Tran/Transaxle (AT): ASE	NIASE077	Younger, P	EGHS	AUTO MAINT/LT RP	9504150	0	1	1	0	0	0.1	\$511	100%	0%	0%	0.1
Automatic Tran/Transaxle (AT): ASE	NIASE077	Warren, D	MIHS	AUTO MAINT/LT RP	9504120	0	2	2	0	0	0.1	\$1,022	100%	0%	0%	0.2
Automatic Tran/Transaxle (AT): ASE	NIASE077	Warren, D	MIHS	AUTO MAINT/LT RP	9504140	8	1	1	0	7	0.1	\$511	100%	0%	88%	0.1
Automatic Tran/Transaxle (AT): ASE	NIASE077	Pitts, R	SHS	AUTO MAINT/LT RP	9504150	0	2	2	0	0	0.1	\$1,022	100%	0%	0%	0.2
Automatic Tran/Transaxle (AT): ASE	NIASE077	McBenton, E	THS	AUTO MAINT/LT RP	9504120	0	1	1	0	0	0.1	\$511	100%	0%	0%	0.1
Automatic Tran/Transaxle (AT): ASE	NIASE077	McBenton, E	THS	AUTO MAINT/LT RP	9504140	13	3	2	1	10	0.1	\$1,022	67%	33%	77%	0.2
Automobile Serv Technology (AS): ASE	NIASE078	Sebetka, E	RHS	AUTO MAINT/LT RP	9504150	0	1	1	0	0	0.1	\$511	100%	0%	0%	0.1
Automobile Serv Technology (AS): ASE	NIASE078	Riffe, P	CHS	COLL PAINT/BODY	9514010	0	1	0	1	0	0.1	\$0	0%	100%	0%	0
Automobile Serv Technology (AS): ASE	NIASE078	Riffe, P	CHS	COLL PAINT/REF A	9514020	0	1	0	1	0	0.1	\$0	0%	100%	0%	0
Automobile Serv Technology (AS): ASE	NIASE078	Riffe, P	CHS	COLL PAINT/REF A	9514030	0	6	1	5	0	0.1	\$511	17%	83%	0%	0.1
Automobile Serv Technology (AS): ASE	NIASE078	Riffe, P	CHS	COLL PAINT/REF A	9514040	0	4	2	2	0	0.1	\$1,022	50%	50%	0%	0.2
Automobile Serv Technology (AS): ASE	NIASE078	Riffe, P	CHS	COLL NON-STRUCT	9514050	0	3	1	2	0	0.1	\$511	33%	67%	0%	0.1
Automobile Serv Technology (AS): ASE	NIASE078	Riffe, P	CHS	COLL NON-STRUCT	9514060	0	1	0	1	0	0.1	\$0	0%	100%	0%	0
Automobile Serv Technology (AS): ASE	NIASE078	Younger, P	EGHS	AUTO MAINT/LT RP	9504120	0	1	1	0	0	0.1	\$511	100%	0%	0%	0.1
Automobile Serv Technology (AS): ASE	NIASE078	Younger, P	EGHS	AUTO MAINT/LT RP	9504130	0	4	1	3	0	0.1	\$511	25%	75%	0%	0.1
Automobile Serv Technology (AS): ASE	NIASE078	Warren, D	MIHS	AUTO MAINT/LT RP	9504120	0	1	1	0	0	0.1	\$511	100%	0%	0%	0.1
Automobile Serv Technology (AS): ASE	NIASE078	Warren, D	MIHS	AUTO MAINT/LT RP	9504150	0	2	2	0	0	0.1	\$1,022	100%	0%	0%	0.2

Certifications by Teacher & Course																
Cert ID	Cert #	Teacher	School	Course Name	Course #	# Std Identified	Actual Participants	Pass	Fail	Didn't Test	Funding Weight	Potential CAPE Funding	Percentage of Testers Passing	Percentage Testers Failing	Percentage Students Identified NOT Tested	Potential Bonus FTE Calculation
Automobile Serv Technology (AS): ASE	NIASE078	Pitts, R	SHS	AUTO MAINT/LT RP	9504120	0	1	0	1	0	0.1	\$0	0%	100%	0%	0
Automobile Serv Technology (AS): ASE	NIASE078	Pitts, R	SHS	AUTO MAINT/LT RP	9504140	0	3	0	3	0	0.1	\$0	0%	100%	0%	0
Automobile Serv Technology (AS): ASE	NIASE078	Pitts, R	SHS	AUTO MAINT/LT RP	9504150	0	5	1	4	0	0.1	\$511	20%	80%	0%	0.1
Automobile Serv Technology (AS): ASE	NIASE078	Pitts, R	SHS	AUTO MAINT/LT RP	9504160	9	2	2	0	7	0.1	\$1,022	100%	0%	78%	0.2
Automobile Serv Technology (AS): ASE	NIASE078	McBenton, E	THS	AUTO MAINT/LT RP	9504110	0	1	0	1	0	0.1	\$0	0%	100%	0%	0
Automobile Serv Technology (AS): ASE	NIASE078	McBenton, E	THS	AUTO MAINT/LT RP	9504120	0	2	1	1	0	0.1	\$511	50%	50%	0%	0.1
Automobile Serv Technology (AS): ASE	NIASE078	McBenton, E	THS	AUTO MAINT/LT RP	9504140	0	3	1	2	0	0.1	\$511	33%	67%	0%	0.1
Brakes (BR): ASE	NIASE079	Sebetka, E	RHS	AUTO MAINT/LT RP	9504110	0	1	0	1	0	0.1	\$0	0%	100%	0%	0
Brakes (BR): ASE	NIASE079	Sebetka, E	RHS	AUTO MAINT/LT RP	9504120	0	12	1	11	0	0.1	\$511	8%	92%	0%	0.1
Brakes (BR): ASE	NIASE079	Sebetka, E	RHS	AUTO MAINT/LT RP	9504130	33	16	15	1	17	0.1	\$7,667	94%	6%	52%	1.5
Brakes (BR): ASE	NIASE079	Sebetka, E	RHS	AUTO MAINT/LT RP	9504140	0	10	7	3	0	0.1	\$3,578	70%	30%	0%	0.7
Brakes (BR): ASE	NIASE079	Riffe, P	CHS	COLL PAINT/BODY	9514010	0	1	0	1	0	0.1	\$0	0%	100%	0%	0
Brakes (BR): ASE	NIASE079	Riffe, P	CHS	COLL PAINT/REF A	9514020	0	1	1	0	0	0.1	\$511	100%	0%	0%	0.1
Brakes (BR): ASE	NIASE079	Riffe, P	CHS	COLL PAINT/REF A	9514030	0	6	1	5	0	0.1	\$511	17%	83%	0%	0.1
Brakes (BR): ASE	NIASE079	Riffe, P	CHS	COLL PAINT/REF A	9514040	0	5	4	1	0	0.1	\$2,045	80%	20%	0%	0.4
Brakes (BR): ASE	NIASE079	Riffe, P	CHS	COLL NON-STRUCT	9514050	0	2	1	1	0	0.1	\$511	50%	50%	0%	0.1
Brakes (BR): ASE	NIASE079	Riffe, P	CHS	COLL NON-STRUCT	9514060	0	1	0	1	0	0.1	\$0	0%	100%	0%	0
Brakes (BR): ASE	NIASE079	Broud, M	HHS	AUTO MAINT/LT RP	9504120	0	14	11	3	0	0.1	\$5,623	79%	21%	0%	1.1
Brakes (BR): ASE	NIASE079	Broud, M	HHS	AUTO MAINT/LT RP	9504130	24	4	1	3	20	0.1	\$511	25%	75%	83%	0.1
Brakes (BR): ASE	NIASE079	Broud, M	HHS	AUTO MAINT/LT RP	9504140	0	1	0	1	0	0.1	\$0	0%	100%	0%	0
Brakes (BR): ASE	NIASE079	Younger, P	EGHS	AUTO MAINT/LT RP	9504110	0	1	1	0	0	0.1	\$511	100%	0%	0%	0.1
Brakes (BR): ASE	NIASE079	Younger, P	EGHS	AUTO MAINT/LT RP	9504120	0	3	3	0	0	0.1	\$1,533	100%	0%	0%	0.3
Brakes (BR): ASE	NIASE079	Younger, P	EGHS	AUTO MAINT/LT RP	9504130	30	10	4	6	20	0.1	\$2,045	40%	60%	67%	0.4
Brakes (BR): ASE	NIASE079	Warren, D	MIHS	AUTO MAINT/LT RP	9504110	0	1	1	0	0	0.1	\$511	100%	0%	0%	0.1
Brakes (BR): ASE	NIASE079	Warren, D	MIHS	AUTO MAINT/LT RP	9504120	0	64	17	47	0	0.1	\$8,689	27%	73%	0%	1.7
Brakes (BR): ASE	NIASE079	Warren, D	MIHS	AUTO MAINT/LT RP	9504130	22	5	0	5	17	0.1	\$0	0%	100%	77%	0
Brakes (BR): ASE	NIASE079	Warren, D	MIHS	AUTO MAINT/LT RP	9504140	0	3	2	1	0	0.1	\$1,022	67%	33%	0%	0.2
Brakes (BR): ASE	NIASE079	Warren, D	MIHS	AUTO MAINT/LT RP	9504150	0	1	1	0	0	0.1	\$511	100%	0%	0%	0.1
Brakes (BR): ASE	NIASE079	Wilson, C	SHS	AUTO MAINT/LT RP	9504120	0	1	1	0	0	0.1	\$511	100%	0%	0%	0.1
Brakes (BR): ASE	NIASE079	Pitts, R	SHS	AUTO MAINT/LT RP	9504140	0	1	0	1	0	0.1	\$0	0%	100%	0%	0
Brakes (BR): ASE	NIASE079	Pitts, R	SHS	AUTO MAINT/LT RP	9504150	0	1	1	0	0	0.1	\$511	100%	0%	0%	0.1
Brakes (BR): ASE	NIASE079	McBenton, E	THS	AUTO MAINT/LT RP	9504110	0	1	1	0	0	0.1	\$511	100%	0%	0%	0.1
Brakes (BR): ASE	NIASE079	McBenton, E	THS	AUTO MAINT/LT RP	9504120	0	20	6	14	0	0.1	\$3,067	30%	70%	0%	0.6
Brakes (BR): ASE	NIASE079	McBenton, E	THS	AUTO MAINT/LT RP	9504130	12	3	0	3	9	0.1	\$0	0%	100%	75%	0
Brakes (BR): ASE	NIASE079	McBenton, E	THS	AUTO MAINT/LT RP	9504140	0	6	2	4	0	0.1	\$1,022	33%	67%	0%	0.2
Brakes (BR): ASE	NIASE079	McBenton, E	THS	AUTO MAINT/LT RP	9504150	0	1	0	1	0	0.1	\$0	0%	100%	0%	0
Electrical/Electronic Systems (EE): ASE	NIASE080	Sebetka, E	RHS	AUTO MAINT/LT RP	9504120	0	16	6	10	0	0.1	\$3,067	38%	63%	0%	0.6
Electrical/Electronic Systems (EE): ASE	NIASE080	Sebetka, E	RHS	AUTO MAINT/LT RP	9504130	0	13	13	0	0	0.1	\$6,645	100%	0%	0%	1.3
Electrical/Electronic Systems (EE): ASE	NIASE080	Sebetka, E	RHS	AUTO MAINT/LT RP	9504140	0	11	7	4	0	0.1	\$3,578	64%	36%	0%	0.7
Electrical/Electronic Systems (EE): ASE	NIASE080	Sebetka, E	RHS	AUTO MAINT/LT RP	9504150	13	2	1	1	11	0.1	\$511	50%	50%	85%	0.1
Electrical/Electronic Systems (EE): ASE	NIASE080	Riffe, P	CHS	COLL PAINT/BODY	9514010	0	1	0	1	0	0.1	\$0	0%	100%	0%	0
Electrical/Electronic Systems (EE): ASE	NIASE080	Riffe, P	CHS	COLL PAINT/REF A	9514020	0	1	1	0	0	0.1	\$511	100%	0%	0%	0.1
Electrical/Electronic Systems (EE): ASE	NIASE080	Riffe, P	CHS	COLL PAINT/REF A	9514030	0	6	2	4	0	0.1	\$1,022	33%	67%	0%	0.2
Electrical/Electronic Systems (EE): ASE	NIASE080	Riffe, P	CHS	COLL PAINT/REF A	9514040	0	5	4	1	0	0.1	\$2,045	80%	20%	0%	0.4
Electrical/Electronic Systems (EE): ASE	NIASE080	Riffe, P	CHS	COLL NON-STRUCT	9514050	0	2	2	0	0	0.1	\$1,022	100%	0%	0%	0.2
Electrical/Electronic Systems (EE): ASE	NIASE080	Riffe, P	CHS	COLL NON-STRUCT	9514060	0	1	0	1	0	0.1	\$0	0%	100%	0%	0
Electrical/Electronic Systems (EE): ASE	NIASE080	Broud, M	HHS	AUTO MAINT/LT RP	9504120	0	8	8	0	0	0.1	\$4,089	100%	0%	0%	0.8
Electrical/Electronic Systems (EE): ASE	NIASE080	Broud, M	HHS	AUTO MAINT/LT RP	9504130	0	4	1	3	0	0.1	\$511	25%	75%	0%	0.1
Electrical/Electronic Systems (EE): ASE	NIASE080	Broud, M	HHS	AUTO MAINT/LT RP	9504140	0	6	4	2	0	0.1	\$2,045	67%	33%	0%	0.4
Electrical/Electronic Systems (EE): ASE	NIASE080	Younger, P	EGHS	AUTO MAINT/LT RP	9504120	0	26	22	4	0	0.1	\$11,245	85%	15%	0%	2.2
Electrical/Electronic Systems (EE): ASE	NIASE080	Younger, P	EGHS	AUTO MAINT/LT RP	9504130	0	3	2	1	0	0.1	\$1,022	67%	33%	0%	0.2
Electrical/Electronic Systems (EE): ASE	NIASE080	Younger, P	EGHS	AUTO MAINT/LT RP	9504140	0	9	7	2	0	0.1	\$3,578	78%	22%	0%	0.7
Electrical/Electronic Systems (EE): ASE	NIASE080	Younger, P	EGHS	AUTO MAINT/LT RP	9504150	12	1	1	0	11	0.1	\$511	100%	0%	92%	0.1
Electrical/Electronic Systems (EE): ASE	NIASE080	Reeder, J	EGHS	OUTBOARD MARINE	9504220	0	1	0	1	0	0.1	\$0	0%	100%	0%	0
Electrical/Electronic Systems (EE): ASE	NIASE080	Reeder, J	EGHS	OUTBOARD MARINE	9504230	17	9	9	0	8	0.1	\$4,600	100%	0%	47%	0.9
Electrical/Electronic Systems (EE): ASE	NIASE080	Reeder, J	EGHS	OUTBOARD MARINE	9504240	0	1	1	0	0	0.1	\$511	100%	0%	0%	0.1

Certifications by Teacher & Course																
Cert ID	Cert #	Teacher	School	Course Name	Course #	# Std Identified	Actual Participants	Pass	Fail	Didn't Test	Funding Weight	Potential CAPE Funding	Percentage of Testers Passing	Percentage Testers Failing	Percentage Students Identified NOT Tested	Potential Bonus FTE Calculation
Electrical/Electronic Systems (EE): ASE	NIASE080	Reeder, J	EGHS	ADV MARINE TECH	9504250	0	1	1	0	0	0.1	\$511	100%	0%	0%	0.1
Electrical/Electronic Systems (EE): ASE	NIASE080	Warren, D	MIHS	AUTO MAINT/LT RP	9504120	0	55	23	32	0	0.1	\$11,756	42%	58%	0%	2.3
Electrical/Electronic Systems (EE): ASE	NIASE080	Warren, D	MIHS	AUTO MAINT/LT RP	9504130	0	4	1	3	0	0.1	\$511	25%	75%	0%	0.1
Electrical/Electronic Systems (EE): ASE	NIASE080	Warren, D	MIHS	AUTO MAINT/LT RP	9504140	0	5	3	2	0	0.1	\$1,533	60%	40%	0%	0.3
Electrical/Electronic Systems (EE): ASE	NIASE080	Warren, D	MIHS	AUTO MAINT/LT RP	9504150	4	1	1	0	3	0.1	\$511	100%	0%	75%	0.1
Electrical/Electronic Systems (EE): ASE	NIASE080	Wilson, C	SHS	AUTO MAINT/LT RP	9504120	0	1	1	0	0	0.1	\$511	100%	0%	0%	0.1
Electrical/Electronic Systems (EE): ASE	NIASE080	Pitts, R	SHS	AUTO MAINT/LT RP	9504150	16	3	3	0	13	0.1	\$1,533	100%	0%	81%	0.3
Electrical/Electronic Systems (EE): ASE	NIASE080	McBenton, E	THS	AUTO MAINT/LT RP	9504110	0	5	5	0	0	0.1	\$2,556	100%	0%	0%	0.5
Electrical/Electronic Systems (EE): ASE	NIASE080	McBenton, E	THS	AUTO MAINT/LT RP	9504120	0	38	23	15	0	0.1	\$11,756	61%	39%	0%	2.3
Electrical/Electronic Systems (EE): ASE	NIASE080	McBenton, E	THS	AUTO MAINT/LT RP	9504140	0	2	1	1	0	0.1	\$511	50%	50%	0%	0.1
Engine Performance (EP): ASE	NIASE081	Sebetka, E	RHS	AUTO MAINT/LT RP	9504130	0	2	2	0	0	0.1	\$1,022	100%	0%	0%	0.2
Engine Performance (EP): ASE	NIASE081	Sebetka, E	RHS	AUTO MAINT/LT RP	9504140	0	2	1	1	0	0.1	\$511	50%	50%	0%	0.1
Engine Performance (EP): ASE	NIASE081	Riffe, P	CHS	COLL PAINT/BODY	9514010	0	1	0	1	0	0.1	\$0	0%	100%	0%	0
Engine Performance (EP): ASE	NIASE081	Riffe, P	CHS	COLL PAINT/REF A	9514020	0	1	1	0	0	0.1	\$511	100%	0%	0%	0.1
Engine Performance (EP): ASE	NIASE081	Riffe, P	CHS	COLL PAINT/REF A	9514030	0	6	4	2	0	0.1	\$2,045	67%	33%	0%	0.4
Engine Performance (EP): ASE	NIASE081	Riffe, P	CHS	COLL PAINT/REF A	9514040	0	4	1	3	0	0.1	\$511	25%	75%	0%	0.1
Engine Performance (EP): ASE	NIASE081	Riffe, P	CHS	COLL NON-STRUCT	9514050	0	3	2	1	0	0.1	\$1,022	67%	33%	0%	0.2
Engine Performance (EP): ASE	NIASE081	Riffe, P	CHS	COLL NON-STRUCT	9514060	0	1	0	1	0	0.1	\$0	0%	100%	0%	0
Engine Performance (EP): ASE	NIASE081	Broud, M	HHS	AUTO MAINT/LT RP	9504140	0	1	1	0	0	0.1	\$511	100%	0%	0%	0.1
Engine Performance (EP): ASE	NIASE081	Younger, P	EGHS	AUTO MAINT/LT RP	9504130	0	1	1	0	0	0.1	\$511	100%	0%	0%	0.1
Engine Performance (EP): ASE	NIASE081	Younger, P	EGHS	AUTO MAINT/LT RP	9504150	0	1	1	0	0	0.1	\$511	100%	0%	0%	0.1
Engine Performance (EP): ASE	NIASE081	Reeder, J	EGHS	OUTBOARD MARINE	9504230	0	1	0	1	0	0.1	\$0	0%	100%	0%	0
Engine Performance (EP): ASE	NIASE081	Warren, D	MIHS	AUTO MAINT/LT RP	9504120	0	20	9	11	0	0.1	\$4,600	45%	55%	0%	0.9
Engine Performance (EP): ASE	NIASE081	Warren, D	MIHS	AUTO MAINT/LT RP	9504130	0	1	0	1	0	0.1	\$0	0%	100%	0%	0
Engine Performance (EP): ASE	NIASE081	Warren, D	MIHS	AUTO MAINT/LT RP	9504140	0	4	3	1	0	0.1	\$1,533	75%	25%	0%	0.3
Engine Performance (EP): ASE	NIASE081	Wilson, C	SHS	AUTO MAINT/LT RP	9504130	0	1	1	0	0	0.1	\$511	100%	0%	0%	0.1
Engine Performance (EP): ASE	NIASE081	Pitts, R	SHS	AUTO MAINT/LT RP	9504160	9	1	1	0	8	0.1	\$511	100%	0%	89%	0.1
Engine Performance (EP): ASE	NIASE081	McBenton, E	THS	AUTO MAINT/LT RP	9504110	0	1	1	0	0	0.1	\$511	100%	0%	0%	0.1
Engine Performance (EP): ASE	NIASE081	McBenton, E	THS	AUTO MAINT/LT RP	9504120	0	4	2	2	0	0.1	\$1,022	50%	50%	0%	0.2
Engine Performance (EP): ASE	NIASE081	McBenton, E	THS	AUTO MAINT/LT RP	9504140	0	5	2	3	0	0.1	\$1,022	40%	60%	0%	0.2
Engine Performance (EP): ASE	NIASE081	McBenton, E	THS	AUTO MAINT/LT RP	9504150	0	1	0	1	0	0.1	\$0	0%	100%	0%	0
Engine Repair (ER): ASE	NIASE082	Sebetka, E	RHS	AUTO MAINT/LT RP	9504140	0	5	0	5	0	0.1	\$0	0%	100%	0%	0
Engine Repair (ER): ASE	NIASE082	Riffe, P	CHS	COLL PAINT/BODY	9514010	0	1	0	1	0	0.1	\$0	0%	100%	0%	0
Engine Repair (ER): ASE	NIASE082	Riffe, P	CHS	COLL PAINT/REF A	9514020	0	3	2	1	0	0.1	\$1,022	67%	33%	0%	0.2
Engine Repair (ER): ASE	NIASE082	Riffe, P	CHS	COLL PAINT/REF A	9514030	0	3	1	2	0	0.1	\$511	33%	67%	0%	0.1
Engine Repair (ER): ASE	NIASE082	Riffe, P	CHS	COLL PAINT/REF A	9514040	0	5	2	3	0	0.1	\$1,022	40%	60%	0%	0.2
Engine Repair (ER): ASE	NIASE082	Riffe, P	CHS	COLL NON-STRUCT	9514050	0	2	1	1	0	0.1	\$511	50%	50%	0%	0.1
Engine Repair (ER): ASE	NIASE082	Riffe, P	CHS	COLL NON-STRUCT	9514060	0	1	0	1	0	0.1	\$0	0%	100%	0%	0
Engine Repair (ER): ASE	NIASE082	Broud, M	HHS	AUTO MAINT/LT RP	9504110	0	22	9	13	0	0.1	\$4,600	41%	59%	0%	0.9
Engine Repair (ER): ASE	NIASE082	Broud, M	HHS	AUTO MAINT/LT RP	9504120	0	7	1	6	0	0.1	\$511	14%	86%	0%	0.1
Engine Repair (ER): ASE	NIASE082	Broud, M	HHS	AUTO MAINT/LT RP	9504130	0	6	6	0	0	0.1	\$3,067	100%	0%	0%	0.6
Engine Repair (ER): ASE	NIASE082	Younger, P	EGHS	AUTO MAINT/LT RP	9504110	0	42	14	28	0	0.1	\$7,156	33%	67%	0%	1.4
Engine Repair (ER): ASE	NIASE082	Younger, P	EGHS	AUTO MAINT/LT RP	9504120	0	2	2	0	0	0.1	\$1,022	100%	0%	0%	0.2
Engine Repair (ER): ASE	NIASE082	Younger, P	EGHS	AUTO MAINT/LT RP	9504130	0	2	1	1	0	0.1	\$511	50%	50%	0%	0.1
Engine Repair (ER): ASE	NIASE082	Younger, P	EGHS	AUTO MAINT/LT RP	9504150	12	2	2	0	10	0.1	\$1,022	100%	0%	83%	0.2
Engine Repair (ER): ASE	NIASE082	Reeder, J	EGHS	OUTBOARD MARINE	9504220	0	1	0	1	0	0.1	\$0	0%	100%	0%	0
Engine Repair (ER): ASE	NIASE082	Reeder, J	EGHS	OUTBOARD MARINE	9504230	0	9	3	6	0	0.1	\$1,533	33%	67%	0%	0.3
Engine Repair (ER): ASE	NIASE082	Warren, D	MIHS	AUTO MAINT/LT RP	9504120	0	60	20	40	0	0.1	\$10,223	33%	67%	0%	2
Engine Repair (ER): ASE	NIASE082	Warren, D	MIHS	AUTO MAINT/LT RP	9504130	0	4	1	3	0	0.1	\$511	25%	75%	0%	0.1
Engine Repair (ER): ASE	NIASE082	Warren, D	MIHS	AUTO MAINT/LT RP	9504140	0	5	3	2	0	0.1	\$1,533	60%	40%	0%	0.3
Engine Repair (ER): ASE	NIASE082	Warren, D	MIHS	AUTO MAINT/LT RP	9504150	4	1	1	0	3	0.1	\$511	100%	0%	75%	0.1
Engine Repair (ER): ASE	NIASE082	Wilson, C	SHS	AUTO MAINT/LT RP	9504120	0	10	3	7	0	0.1	\$1,533	30%	70%	0%	0.3
Engine Repair (ER): ASE	NIASE082	Pitts, R	SHS	AUTO MAINT/LT RP	9504120	0	3	2	1	0	0.1	\$1,022	67%	33%	0%	0.2
Engine Repair (ER): ASE	NIASE082	Pitts, R	SHS	AUTO MAINT/LT RP	9504140	0	3	0	3	0	0.1	\$0	0%	100%	0%	0
Engine Repair (ER): ASE	NIASE082	Pitts, R	SHS	AUTO MAINT/LT RP	9504150	9	3	2	1	6	0.1	\$1,022	67%	33%	67%	0.2
Engine Repair (ER): ASE	NIASE082	Pitts, R	SHS	AUTO MAINT/LT RP	9504160	0	1	0	1	0	0.1	\$0	0%	100%	0%	0

Certifications by Teacher & Course																
Cert ID	Cert #	Teacher	School	Course Name	Course #	# Std Identified	Actual Participants	Pass	Fail	Didn't Test	Funding Weight	Potential CAPE Funding	Percentage of Testers Passing	Percentage Testers Failing	Percentage Students Identified NOT Tested	Potential Bonus FTE Calculation
Engine Repair (ER): ASE	NIASE082	McBenton, E	THS	AUTO MAINT/LT RP	9504110	0	3	3	0	0	0.1	\$1,533	100%	0%	0%	0.3
Engine Repair (ER): ASE	NIASE082	McBenton, E	THS	AUTO MAINT/LT RP	9504120	0	17	7	10	0	0.1	\$3,578	41%	59%	0%	0.7
Engine Repair (ER): ASE	NIASE082	McBenton, E	THS	AUTO MAINT/LT RP	9504130	12	1	0	1	11	0.1	\$0	0%	100%	92%	0
Engine Repair (ER): ASE	NIASE082	McBenton, E	THS	AUTO MAINT/LT RP	9504140	0	1	0	1	0	0.1	\$0	0%	100%	0%	0
Engine Repair (ER): ASE	NIASE082	McBenton, E	THS	AUTO MAINT/LT RP	9504150	1	1	1	0	0	0.1	\$511	100%	0%	0%	0.1
Heating and Air Conditioning (AC): ASE	NIASE083	Sebetka, E	RHS	AUTO MAINT/LT RP	9504120	0	19	7	12	0	0.1	\$3,578	37%	63%	0%	0.7
Heating and Air Conditioning (AC): ASE	NIASE083	Sebetka, E	RHS	AUTO MAINT/LT RP	9504130	0	9	9	0	0	0.1	\$4,600	100%	0%	0%	0.9
Heating and Air Conditioning (AC): ASE	NIASE083	Sebetka, E	RHS	AUTO MAINT/LT RP	9504140	0	7	1	6	0	0.1	\$511	14%	86%	0%	0.1
Heating and Air Conditioning (AC): ASE	NIASE083	Riffe, P	CHS	COLL PAINT/BODY	9514010	0	1	0	1	0	0.1	\$0	0%	100%	0%	0
Heating and Air Conditioning (AC): ASE	NIASE083	Riffe, P	CHS	COLL PAINT/REF A	9514020	0	1	0	1	0	0.1	\$0	0%	100%	0%	0
Heating and Air Conditioning (AC): ASE	NIASE083	Riffe, P	CHS	COLL PAINT/REF A	9514030	0	5	1	4	0	0.1	\$511	20%	80%	0%	0.1
Heating and Air Conditioning (AC): ASE	NIASE083	Riffe, P	CHS	COLL PAINT/REF A	9514040	0	3	2	1	0	0.1	\$1,022	67%	33%	0%	0.2
Heating and Air Conditioning (AC): ASE	NIASE083	Riffe, P	CHS	COLL NON-STRUCT	9514050	0	3	2	1	0	0.1	\$1,022	67%	33%	0%	0.2
Heating and Air Conditioning (AC): ASE	NIASE083	Riffe, P	CHS	COLL NON-STRUCT	9514060	0	1	0	1	0	0.1	\$0	0%	100%	0%	0
Heating and Air Conditioning (AC): ASE	NIASE083	Broud, M	HHS	AUTO MAINT/LT RP	9504120	0	2	2	0	0	0.1	\$1,022	100%	0%	0%	0.2
Heating and Air Conditioning (AC): ASE	NIASE083	Broud, M	HHS	AUTO MAINT/LT RP	9504130	0	1	1	0	0	0.1	\$511	100%	0%	0%	0.1
Heating and Air Conditioning (AC): ASE	NIASE083	Broud, M	HHS	AUTO MAINT/LT RP	9504140	0	4	3	1	0	0.1	\$1,533	75%	25%	0%	0.3
Heating and Air Conditioning (AC): ASE	NIASE083	Younger, P	EGHS	CTE INTERNSHIP	8300430	0	1	1	0	0	0.1	\$511	100%	0%	0%	0.1
Heating and Air Conditioning (AC): ASE	NIASE083	Younger, P	EGHS	AUTO MAINT/LT RP	9504120	0	19	19	0	0	0.1	\$9,712	100%	0%	0%	1.9
Heating and Air Conditioning (AC): ASE	NIASE083	Younger, P	EGHS	AUTO MAINT/LT RP	9504130	0	11	4	7	0	0.1	\$2,045	36%	64%	0%	0.4
Heating and Air Conditioning (AC): ASE	NIASE083	Younger, P	EGHS	AUTO MAINT/LT RP	9504140	0	4	4	0	0	0.1	\$2,045	100%	0%	0%	0.4
Heating and Air Conditioning (AC): ASE	NIASE083	Younger, P	EGHS	AUTO MAINT/LT RP	9504150	0	4	4	0	0	0.1	\$2,045	100%	0%	0%	0.4
Heating and Air Conditioning (AC): ASE	NIASE083	Younger, P	EGHS	AUTO MAINT/LT RP	9504160	1	1	0	1	0	0.1	\$0	0%	100%	0%	0
Heating and Air Conditioning (AC): ASE	NIASE083	Warren, D	MIHS	AUTO MAINT/LT RP	9504120	0	63	37	26	0	0.1	\$18,912	59%	41%	0%	3.7
Heating and Air Conditioning (AC): ASE	NIASE083	Warren, D	MIHS	AUTO MAINT/LT RP	9504130	0	5	1	4	0	0.1	\$511	20%	80%	0%	0.1
Heating and Air Conditioning (AC): ASE	NIASE083	Warren, D	MIHS	AUTO MAINT/LT RP	9504140	0	4	4	0	0	0.1	\$2,045	100%	0%	0%	0.4
Heating and Air Conditioning (AC): ASE	NIASE083	Warren, D	MIHS	AUTO MAINT/LT RP	9504150	0	1	1	0	0	0.1	\$511	100%	0%	0%	0.1
Heating and Air Conditioning (AC): ASE	NIASE083	Wilson, C	SHS	AUTO MAINT/LT RP	9504120	0	14	4	10	0	0.1	\$2,045	29%	71%	0%	0.4
Heating and Air Conditioning (AC): ASE	NIASE083	Pitts, R	SHS	AUTO MAINT/LT RP	9504120	0	18	6	12	0	0.1	\$3,067	33%	67%	0%	0.6
Heating and Air Conditioning (AC): ASE	NIASE083	Wilson, C	SHS	AUTO MAINT/LT RP	9504130	0	1	1	0	0	0.1	\$511	100%	0%	0%	0.1
Heating and Air Conditioning (AC): ASE	NIASE083	McBenton, E	THS	AUTO MAINT/LT RP	9504110	0	2	2	0	0	0.1	\$1,022	100%	0%	0%	0.2
Heating and Air Conditioning (AC): ASE	NIASE083	McBenton, E	THS	AUTO MAINT/LT RP	9504120	0	29	12	17	0	0.1	\$6,134	41%	59%	0%	1.2
Heating and Air Conditioning (AC): ASE	NIASE083	McBenton, E	THS	AUTO MAINT/LT RP	9504130	0	1	1	0	0	0.1	\$511	100%	0%	0%	0.1
Heating and Air Conditioning (AC): ASE	NIASE083	McBenton, E	THS	AUTO MAINT/LT RP	9504140	0	4	1	3	0	0.1	\$511	25%	75%	0%	0.1
Heating and Air Conditioning (AC): ASE	NIASE084	Sebetka, E	RHS	AUTO MAINT/LT RP	9504120	0	19	2	17	0	0.1	\$1,022	11%	89%	0%	0.2
Heating and Air Conditioning (AC): ASE	NIASE084	Sebetka, E	RHS	AUTO MAINT/LT RP	9504130	0	12	12	0	0	0.1	\$6,134	100%	0%	0%	1.2
Heating and Air Conditioning (AC): ASE	NIASE084	Sebetka, E	RHS	AUTO MAINT/LT RP	9504140	0	12	3	9	0	0.1	\$1,533	25%	75%	0%	0.3
Heating and Air Conditioning (AC): ASE	NIASE084	Sebetka, E	RHS	AUTO MAINT/LT RP	9504150	0	1	1	0	0	0.1	\$511	100%	0%	0%	0.1
Heating and Air Conditioning (AC): ASE	NIASE084	Riffe, P	CHS	COLL PAINT/BODY	9514010	0	1	0	1	0	0.1	\$0	0%	100%	0%	0
Heating and Air Conditioning (AC): ASE	NIASE084	Riffe, P	CHS	COLL PAINT/REF A	9514020	0	2	2	0	0	0.1	\$1,022	100%	0%	0%	0.2
Heating and Air Conditioning (AC): ASE	NIASE084	Riffe, P	CHS	COLL PAINT/REF A	9514030	0	5	1	4	0	0.1	\$511	20%	80%	0%	0.1
Heating and Air Conditioning (AC): ASE	NIASE084	Riffe, P	CHS	COLL PAINT/REF A	9514040	0	4	3	1	0	0.1	\$1,533	75%	25%	0%	0.3
Heating and Air Conditioning (AC): ASE	NIASE084	Riffe, P	CHS	COLL NON-STRUCT	9514050	0	3	1	2	0	0.1	\$511	33%	67%	0%	0.1
Heating and Air Conditioning (AC): ASE	NIASE084	Riffe, P	CHS	COLL NON-STRUCT	9514060	0	1	0	1	0	0.1	\$0	0%	100%	0%	0
Heating and Air Conditioning (AC): ASE	NIASE084	Broud, M	HHS	AUTO MAINT/LT RP	9504140	0	1	1	0	0	0.1	\$511	100%	0%	0%	0.1
Heating and Air Conditioning (AC): ASE	NIASE084	Younger, P	EGHS	AUTO MAINT/LT RP	9504120	0	1	1	0	0	0.1	\$511	100%	0%	0%	0.1
Heating and Air Conditioning (AC): ASE	NIASE084	Younger, P	EGHS	AUTO MAINT/LT RP	9504140	0	2	2	0	0	0.1	\$1,022	100%	0%	0%	0.2
Heating and Air Conditioning (AC): ASE	NIASE084	Warren, D	MIHS	AUTO MAINT/LT RP	9504120	0	2	1	1	0	0.1	\$511	50%	50%	0%	0.1
Heating and Air Conditioning (AC): ASE	NIASE084	Pitts, R	SHS	AUTO MAINT/LT RP	9504150	0	1	1	0	0	0.1	\$511	100%	0%	0%	0.1
Heating and Air Conditioning (AC): ASE	NIASE084	Pitts, R	SHS	AUTO MAINT/LT RP	9504160	9	2	2	0	7	0.1	\$1,022	100%	0%	78%	0.2
Heating and Air Conditioning (AC): ASE	NIASE084	McBenton, E	THS	AUTO MAINT/LT RP	9504120	0	1	1	0	0	0.1	\$511	100%	0%	0%	0.1
Heating and Air Conditioning (AC): ASE	NIASE084	McBenton, E	THS	AUTO MAINT/LT RP	9504130	0	1	1	0	0	0.1	\$511	100%	0%	0%	0.1
Heating and Air Conditioning (AC): ASE	NIASE084	McBenton, E	THS	AUTO MAINT/LT RP	9504140	0	2	2	0	0	0.1	\$1,022	100%	0%	0%	0.2
Suspension and Steering (SS): ASE	NIASE085	Sebetka, E	RHS	AUTO MAINT/LT RP	9504140	0	7	1	6	0	0.1	\$511	14%	86%	0%	0.1
Suspension and Steering (SS): ASE	NIASE085	Riffe, P	CHS	COLL PAINT/BODY	9514010	0	1	1	0	0	0.1	\$511	100%	0%	0%	0.1
Suspension and Steering (SS): ASE	NIASE085	Riffe, P	CHS	COLL PAINT/REF A	9514020	0	1	0	1	0	0.1	\$0	0%	100%	0%	0

Certifications by Teacher & Course																	
Cert ID	Cert #	Teacher	School	Course Name	Course #	# Std Identified	Actual Participants	Pass	Fail	Didn't Test	Funding Weight	Potential CAPE Funding	Percentage of Testers Passing	Percentage Testers Failing	Percentage Students Identified NOT Tested	Potential Bonus FTE Calculation	
Suspension and Steering (SS): ASE	NIASE085	Riffe, P	CHS	COLL PAINT/REF A	9514030	0	4	2	2	0	0.1	\$1,022	50%	50%	0%	0.2	
Suspension and Steering (SS): ASE	NIASE085	Riffe, P	CHS	COLL PAINT/REF A	9514040	0	3	2	1	0	0.1	\$1,022	67%	33%	0%	0.2	
Suspension and Steering (SS): ASE	NIASE085	Riffe, P	CHS	COLL NON-STRUCT	9514050	0	3	1	2	0	0.1	\$511	33%	67%	0%	0.1	
Suspension and Steering (SS): ASE	NIASE085	Riffe, P	CHS	COLL NON-STRUCT	9514060	0	1	0	1	0	0.1	\$0	0%	100%	0%	0	
Suspension and Steering (SS): ASE	NIASE085	Broud, M	HHS	AUTO MAINT/LT RP	9504120	0	16	12	4	0	0.1	\$6,134	75%	25%	0%	1.2	
Suspension and Steering (SS): ASE	NIASE085	Broud, M	HHS	AUTO MAINT/LT RP	9504130	24	4	3	1	20	0.1	\$1,533	75%	25%	83%	0.3	
Suspension and Steering (SS): ASE	NIASE085	Broud, M	HHS	AUTO MAINT/LT RP	9504140	0	1	1	0	0	0.1	\$511	100%	0%	0%	0.1	
Suspension and Steering (SS): ASE	NIASE085	Younger, P	EGHS	AUTO MAINT/LT RP	9504110	0	1	1	0	0	0.1	\$511	100%	0%	0%	0.1	
Suspension and Steering (SS): ASE	NIASE085	Younger, P	EGHS	AUTO MAINT/LT RP	9504130	30	5	5	0	25	0.1	\$2,556	100%	0%	83%	0.5	
Suspension and Steering (SS): ASE	NIASE085	Warren, D	MIHS	AUTO MAINT/LT RP	9504110	0	1	0	1	0	0.1	\$0	0%	100%	0%	0	
Suspension and Steering (SS): ASE	NIASE085	Warren, D	MIHS	AUTO MAINT/LT RP	9504120	0	11	5	6	0	0.1	\$2,556	45%	55%	0%	0.5	
Suspension and Steering (SS): ASE	NIASE085	Warren, D	MIHS	AUTO MAINT/LT RP	9504140	0	1	0	1	0	0.1	\$0	0%	100%	0%	0	
Suspension and Steering (SS): ASE	NIASE085	Pitts, R	SHS	AUTO MAINT/LT RP	9504160	0	1	0	1	0	0.1	\$0	0%	100%	0%	0	
Suspension and Steering (SS): ASE	NIASE085	McBenton, E	THS	AUTO MAINT/LT RP	9504110	0	2	2	0	0	0.1	\$1,022	100%	0%	0%	0.2	
Suspension and Steering (SS): ASE	NIASE085	McBenton, E	THS	AUTO MAINT/LT RP	9504120	0	13	5	8	0	0.1	\$2,556	38%	62%	0%	0.5	
Suspension and Steering (SS): ASE	NIASE085	McBenton, E	THS	AUTO MAINT/LT RP	9504130	12	6	3	3	6	0.1	\$1,533	50%	50%	50%	0.3	
Suspension and Steering (SS): ASE	NIASE085	McBenton, E	THS	AUTO MAINT/LT RP	9504140	0	4	2	2	0	0.1	\$1,022	50%	50%	0%	0.2	
Mechanical and Electrical (ME): ASE	NIASE086	Riffe, P	CHS	COLL PAINT/BODY	9514010	0	12	3	9	0	0.1	\$1,533	25%	75%	0%	0.3	
Mechanical and Electrical (ME): ASE	NIASE086	Riffe, P	CHS	COLL PAINT/REF A	9514020	0	4	3	1	0	0.1	\$1,533	75%	25%	0%	0.3	
Mechanical and Electrical (ME): ASE	NIASE086	Riffe, P	CHS	COLL PAINT/REF A	9514030	0	26	4	22	0	0.1	\$2,045	15%	85%	0%	0.4	
Mechanical and Electrical (ME): ASE	NIASE086	Riffe, P	CHS	COLL PAINT/REF A	9514040	0	3	3	0	0	0.1	\$1,533	100%	0%	0%	0.3	
Mechanical and Electrical (ME): ASE	NIASE086	Riffe, P	CHS	COLL NON-STRUCT	9514050	0	5	2	3	0	0.1	\$1,022	40%	60%	0%	0.2	
Non-struct Anlys & Dmg Repr (NS): ASE	NIASE087	Riffe, P	CHS	COLL PAINT/BODY	9514010	0	12	4	8	0	0.1	\$2,045	33%	67%	0%	0.4	
Non-struct Anlys & Dmg Repr (NS): ASE	NIASE087	Riffe, P	CHS	COLL PAINT/REF A	9514020	0	4	4	0	0	0.1	\$2,045	100%	0%	0%	0.4	
Non-struct Anlys & Dmg Repr (NS): ASE	NIASE087	Riffe, P	CHS	COLL PAINT/REF A	9514030	0	28	5	23	0	0.1	\$2,556	18%	82%	0%	0.5	
Non-struct Anlys & Dmg Repr (NS): ASE	NIASE087	Riffe, P	CHS	COLL PAINT/REF A	9514040	13	2	0	2	11	0.1	\$0	0%	100%	85%	0	
Non-struct Anlys & Dmg Repr (NS): ASE	NIASE087	Riffe, P	CHS	COLL NON-STRUCT	9514050	0	5	1	4	0	0.1	\$511	20%	80%	0%	0.1	
Painting and Refinishing (PR): ASE	NIASE088	Riffe, P	CHS	COLL PAINT/BODY	9514010	0	12	3	9	0	0.1	\$1,533	25%	75%	0%	0.3	
Painting and Refinishing (PR): ASE	NIASE088	Riffe, P	CHS	COLL PAINT/REF A	9514020	0	2	2	0	0	0.1	\$1,022	100%	0%	0%	0.2	
Painting and Refinishing (PR): ASE	NIASE088	Riffe, P	CHS	COLL PAINT/REF A	9514030	36	27	2	25	9	0.1	\$1,022	7%	93%	25%	0.2	
Painting and Refinishing (PR): ASE	NIASE088	Riffe, P	CHS	COLL PAINT/REF A	9514040	0	2	1	1	0	0.1	\$511	50%	50%	0%	0.1	
Painting and Refinishing (PR): ASE	NIASE088	Riffe, P	CHS	COLL NON-STRUCT	9514050	0	5	1	4	0	0.1	\$511	20%	80%	0%	0.1	
Painting and Refinishing (PR): ASE	NIASE088	Riffe, P	CHS	COLL NON-STRUCT	9514060	0	1	0	1	0	0.1	\$0	0%	100%	0%	0	
Struc Analysis and Dmg Repair (SR): ASE	NIASE089	Riffe, P	CHS	COLL PAINT/BODY	9514010	0	12	3	9	0	0.1	\$1,533	25%	75%	0%	0.3	
Struc Analysis and Dmg Repair (SR): ASE	NIASE089	Riffe, P	CHS	COLL PAINT/REF A	9514020	0	1	0	1	0	0.1	\$0	0%	100%	0%	0	
Struc Analysis and Dmg Repair (SR): ASE	NIASE089	Riffe, P	CHS	COLL PAINT/REF A	9514030	0	30	7	23	0	0.1	\$3,578	23%	77%	0%	0.7	
Struc Analysis and Dmg Repair (SR): ASE	NIASE089	Riffe, P	CHS	COLL PAINT/REF A	9514040	0	2	2	0	0	0.1	\$1,022	100%	0%	0%	0.2	
Struc Analysis and Dmg Repair (SR): ASE	NIASE089	Riffe, P	CHS	COLL NON-STRUCT	9514050	11	4	1	3	7	0.1	\$511	25%	75%	64%	0.1	
NIMS Mach Lvl I-CNC Mill: Setup&Ops	NIFMS001	Eaves, C	BHS	CTE INTERNSHIP	8300430	0	2	0	2	0	0.2	\$0	0%	100%	0%	0	
NIMS Mach Lvl I-CNC Mill: Setup&Ops	NIFMS001	Eaves, C	BHS	MACHINING TECH 3	9202130	0	3	2	1	0	0.2	\$2,045	67%	33%	0%	0.4	
NIMS Mach Lvl I-CNC Mill: Setup&Ops	NIFMS001	Eaves, C	BHS	MACHINING TECH 4	9202140	0	22	12	10	0	0.2	\$12,268	55%	45%	0%	2.4	
NIMS Mach Level I - Drill Press Skills I	NIFMS013	Eaves, C	BHS	MACHINING TECH 1	9202110	0	1	0	1	0	0.2	\$0	0%	100%	0%	0	
NIMS Mach Level I - Drill Press Skills I	NIFMS013	Eaves, C	BHS	MACHINING TECH 2	9202120	54	49	40	9	5	0.2	\$40,892	82%	18%	9%	8	
NIMS Mach Level I - Drill Press Skills I	NIFMS013	Eaves, C	BHS	MACHINING TECH 3	9202130	0	2	2	0	0	0.2	\$2,045	100%	0%	0%	0.4	
NIMS Mach Level I - Drill Press Skills I	NIFMS013	Eaves, C	BHS	MACHINING TECH 4	9202140	0	1	1	0	0	0.2	\$1,022	100%	0%	0%	0.2	
NIMS Mach Level I - CNC Milling: Ops	NIFMS014	Eaves, C	BHS	MACHINING TECH 1	9202110	0	46	46	0	0	0.1	\$23,513	100%	0%	0%	4.6	
NIMS Mach Level I - Manual Milling Skl I	NIFMS017	Eaves, C	BHS	CTE INTERNSHIP	8300430	0	2	2	0	0	0.1	\$1,022	100%	0%	0%	0.2	
NIMS Mach Level I - Manual Milling Skl I	NIFMS017	Eaves, C	BHS	MACHINING TECH 3	9202130	0	9	9	0	0	0.1	\$4,600	100%	0%	0%	0.9	
NIMS Mach Level I - Manual Milling Skl I	NIFMS017	Eaves, C	BHS	MACHINING TECH 4	9202140	0	17	9	8	0	0.1	\$4,600	53%	47%	0%	0.9	
NIMS Mach Level II - CNC Mill Skls II	NIFMS019	Eaves, C	BHS	CTE INTERNSHIP	8300430	0	1	1	0	0	0.1	\$511	100%	0%	0%	0.1	
NIMS Mach Level II - CNC Mill Skls II	NIFMS019	Eaves, C	BHS	MACHINING TECH 1	9202110	0	1	1	0	0	0.1	\$511	100%	0%	0%	0.1	
NIMS Mach Level II - CNC Mill Skls II	NIFMS019	Eaves, C	BHS	MACHINING TECH 2	9202120	0	49	48	1	0	0.1	\$24,535	98%	2%	0%	4.8	
Cert Food Protection Mgr (ServSafe®)	NRAEF003	Wilhoit, J	RHS	NUTRITION & FOOD	8801101	0	37	3	34	0	0.2	\$3,067	8%	92%	0%	0.6	
Cert Food Protection Mgr (ServSafe®)	NRAEF003	Knight, H	CHS	CULINARY ARTS 2	8800520	36	27	13	14	9	0.2	\$13,290	48%	52%	25%	2.6	
Cert Food Protection Mgr (ServSafe®)	NRAEF003	Knight, H	CHS	CULINARY ARTS 3	8800530	0	4	1	3	0	0.2	\$1,022	25%	75%	0%	0.2	
Cert Food Protection Mgr (ServSafe®)	NRAEF003	Knight, H	CHS	CULINARY ARTS 4	8800550	0	1	0	1	0	0.2	\$0	0%	100%	0%	0	

Certifications by Teacher & Course																
Cert ID	Cert #	Teacher	School	Course Name	Course #	# Std Identified	Actual Participants	Pass	Fail	Didn't Test	Funding Weight	Potential CAPE Funding	Percentage of Testers Passing	Percentage Testers Failing	Percentage Students Identified NOT Tested	Potential Bonus FTE Calculation
Cert Food Protection Mgr (ServSafe®)	NRAEF003	Henry, F	VHS	NUTRITION & FOOD	8801101	0	83	22	61	0	0.2	\$22,490	27%	73%	0%	4.4
Cert Food Protection Mgr (ServSafe®)	NRAEF003	Ferguson, M	MHS	CULINARY ARTS 2	8800520	49	34	32	2	15	0.2	\$32,713	94%	6%	31%	6.4
Cert Food Protection Mgr (ServSafe®)	NRAEF003	Ferguson, M	MHS	CULINARY ARTS 3	8800530	0	8	0	8	0	0.2	\$0	0%	100%	0%	0
Cert Food Protection Mgr (ServSafe®)	NRAEF003	Haskins, L	MHS	NUTRITION & FOOD	8801101	0	54	23	31	0	0.2	\$23,513	43%	57%	0%	4.6
Cert Food Protection Mgr (ServSafe®)	NRAEF003	Ho, D	PBHS	CULINARY ARTS 2	8800520	16	16	15	1	0	0.2	\$15,334	94%	6%	0%	3
Cert Food Protection Mgr (ServSafe®)	NRAEF003	Gray, S	BHS	DIV ED DIR STUDY	8300100	0	1	1	0	0	0.2	\$1,022	100%	0%	0%	0.2
Cert Food Protection Mgr (ServSafe®)	NRAEF003	Gray, S	BHS	CULINARY ARTS 1	8800510	0	1	1	0	0	0.2	\$1,022	100%	0%	0%	0.2
Cert Food Protection Mgr (ServSafe®)	NRAEF003	Gray, S	BHS	CULINARY ARTS 2	8800520	51	49	34	15	2	0.2	\$34,758	69%	31%	4%	6.8
Cert Food Protection Mgr (ServSafe®)	NRAEF003	Cox, C	BHS	CULINARY ARTS 2	8800520	50	44	39	5	6	0.2	\$39,869	89%	11%	12%	7.8
Cert Food Protection Mgr (ServSafe®)	NRAEF003	Burch, N	HHS	NUTRITION & FOOD	8801101	0	71	27	44	0	0.2	\$27,602	38%	62%	0%	5.4
Cert Food Protection Mgr (ServSafe®)	NRAEF003	Starnes, H	MIHS	NUTRITION & FOOD	8801101	0	50	41	9	0	0.2	\$41,914	82%	18%	0%	8.2
Cert Food Protection Mgr (ServSafe®)	NRAEF003	Brown, N	EHS	NUTRITION & FOOD	8801101	17	16	14	2	1	0.2	\$14,312	88%	13%	6%	2.8
Cert Food Protection Mgr (ServSafe®)	NRAEF003	Lengyel, D	CBHS	NUTRITION & FOOD	8801101	0	59	8	51	0	0.2	\$8,178	14%	86%	0%	1.6
Cert Food Protection Mgr (ServSafe®)	NRAEF003	Barton, V	SHS	PRIN OF FOOD PRE	8500390	0	2	0	2	0	0.2	\$0	0%	100%	0%	0
Cert Food Protection Mgr (ServSafe®)	NRAEF003	Barton, V	SHS	NUTRITION & FOOD	8801101	0	33	7	26	0	0.2	\$7,156	21%	79%	0%	1.4
Cert Food Protection Mgr (ServSafe®)	NRAEF003	Noble, M	THS	CULINARY ARTS 2	8800520	47	46	43	3	1	0.2	\$43,959	93%	7%	2%	8.6
Cert Food Protection Mgr (ServSafe®)	NRAEF003	Newman, A	AHS	NUTRITION & FOOD	8801101	0	59	28	31	0	0.2	\$28,624	47%	53%	0%	5.6
Cert Food Protection Mgr (ServSafe®)	NRAEF003	Michell, D	SCHS	NUTRITION & FOOD	8801101	0	39	8	31	0	0.2	\$8,178	21%	79%	0%	1.6
Certified Food Safety Manager	NRFSPO01	Knight, H	CHS	CULINARY ARTS 1	8800510	0	53	8	45	0	0.2	\$8,178	15%	85%	0%	1.6
Certified Food Safety Manager	NRFSPO01	Knight, H	CHS	CULINARY ARTS 2	8800520	0	21	5	16	0	0.2	\$5,111	24%	76%	0%	1
Certified Food Safety Manager	NRFSPO01	Knight, H	CHS	CULINARY ARTS 3	8800530	0	3	0	3	0	0.2	\$0	0%	100%	0%	0
Certified Food Safety Manager	NRFSPO01	Knight, H	CHS	CULINARY ARTS 4	8800550	0	4	2	2	0	0.2	\$2,045	50%	50%	0%	0.4
Certified Food Safety Manager	NRFSPO01	Haskins, L	MHS	CULINARY ARTS 1	8800510	0	34	27	7	0	0.2	\$27,602	79%	21%	0%	5.4
Certified Food Safety Manager	NRFSPO01	Ho, D	PBHS	CULINARY ARTS 1	8800510	0	101	26	75	0	0.2	\$26,580	26%	74%	0%	5.2
Certified Food Safety Manager	NRFSPO01	Ho, D	PBHS	CULINARY ARTS 2	8800520	0	5	3	2	0	0.2	\$3,067	60%	40%	0%	0.6
Certified Food Safety Manager	NRFSPO01	Ho, D	PBHS	CULINARY ARTS 3	8800530	0	1	0	1	0	0.2	\$0	0%	100%	0%	0
Certified Food Safety Manager	NRFSPO01	Cox, C	BHS	CULINARY ARTS 1	8800510	0	58	28	30	0	0.2	\$28,624	48%	52%	0%	5.6
Certified Food Safety Manager	NRFSPO01	Gray, S	BHS	CULINARY ARTS 1	8800510	0	58	21	37	0	0.2	\$21,468	36%	64%	0%	4.2
Certified Food Safety Manager	NRFSPO01	Gray, S	BHS	CULINARY ARTS 2	8800520	0	30	7	23	0	0.2	\$7,156	23%	77%	0%	1.4
Certified Food Safety Manager	NRFSPO01	Cox, C	BHS	CULINARY ARTS 2	8800520	0	28	13	15	0	0.2	\$13,290	46%	54%	0%	2.6
Certified Food Safety Manager	NRFSPO01	Gray, S	BHS	CULINARY ARTS 4(	8800540	0	1	0	1	0	0.2	\$0	0%	100%	0%	0
Certified Food Safety Manager	NRFSPO01	Noble, M	THS	CULINARY ARTS 1	8800510	0	89	50	39	0	0.2	\$51,115	56%	44%	0%	10
PMI Project Management Ready	PRMIN004	Hamlett, R	CHS	DIGITAL DESIGN 1	8209510	0	7	0	7	0	0.2	\$0	0%	100%	0%	0
PMI Project Management Ready	PRMIN004	Hamlett, R	CHS	DIGITAL DESIGN 2	8209520	0	3	0	3	0	0.2	\$0	0%	100%	0%	0
PMI Project Management Ready	PRMIN004	Hamlett, R	CHS	DIGITAL DESIGN 4	8209540	0	2	0	2	0	0.2	\$0	0%	100%	0%	0
PMI Project Management Ready	PRMIN004	Mantecon, J	VHS	MARKETING ESSENT	8827110	31	31	8	23	0	0.2	\$8,178	26%	74%	0%	1.6
PMI Project Management Ready	PRMIN004	Burr, K	MIHS	BUSINESS SOFTWARE	8212160	0	8	1	7	0	0.2	\$1,022	13%	88%	0%	0.2
Cert Internet Web Social Media Strat	PROSO031	Brown, A	MIHS	HOSP & TOUR MKT	8703120	15	14	10	4	1	0.1	\$5,111	71%	29%	7%	1
Cert Internet Web Social Media Strat	PROSO031	Yates, J	CBHS	MARKETING APPS	8827120		1	0	1	0	0.1	\$0	0%	100%	0%	0
Cert Internet Web Social Media Strat	PROSO031	Yates, J	CBHS	MARKETING MANAGE	8827130		3	2	1	0	0.1	\$1,022	67%	33%	0%	0.2
ICT – Database Essentials	PROSO801	Ocker, D	CHS-MS	CPTR APPL BUSINE	8200210	0	1	1	0	0	0.03	\$128	100%	0%	0%	0.03
ICT – Database Essentials	PROSO801	Ocker, D	CHS-MS	CPTR APPL BUS 1	8200520	0	37	27	10	0	0.03	\$3,450	73%	27%	0%	0.68
ICT – Database Essentials	PROSO801	Schefcick, K	DMS	CPTR APPL BUSINE	8200210	0	31	7	24	0	0.03	\$895	23%	77%	0%	0.18
ICT – Database Essentials	PROSO801	Schefcick, K	DMS	CPTR APPL BUS 1	8200520	0	64	22	42	0	0.03	\$2,811	34%	66%	0%	0.55
ICT – Gaming Essentials	PROSO802	Hill, R	KMS	CODING FUNDAMENT	9009200	66	64	59	5	2	0.03	\$7,539	92%	8%	3%	1.48
ICT – Gaming Essentials	PROSO802	Shupe, P	SMS	CODING FUNDAMENT	9009200	50	45	24	21	5	0.03	\$3,067	53%	47%	10%	0.6
ICT – Gaming Essentials	PROSO802	Jenson, J	SWMS	CPTR APPL BUS 1	8200520	0	2	0	2	0	0.03	\$0	0%	100%	0%	0
ICT – Gaming Essentials	PROSO802	Wood, K	CMS	CODING FUNDAMENT	9009200	89	82	51	31	7	0.03	\$6,517	62%	38%	8%	1.28
ICT – Gaming Essentials	PROSO802	Jacobs, D	JOMS	CODING FUNDAMENT	9009200	238	216	66	150	22	0.03	\$8,434	31%	69%	9%	1.65
ICT – Gaming Essentials	PROSO802	Vickers, P	EHS-MS	CODING FUNDAMENT	9009200	89	84	78	6	5	0.03	\$9,967	93%	7%	6%	1.95
ICT – Gaming Essentials	PROSO802	Smoak, R	JEMS	CODING FUNDAMENT	9009200	106	110	34	76	0	0.03	\$4,345	31%	69%	0%	0.85
ICT – Gaming Essentials	PROSO802	Monar, J	DMS	CODING FUNDAMENT	9009200	79	37	29	8	42	0.03	\$3,706	78%	22%	53%	0.73
ICT – Gaming Essentials	PROSO802	Monar, J	DMS	OR CAR&TEC OCCS	9100110	90	105	92	13	0	0.03	\$11,756	88%	12%	0%	2.3
ICT – Gaming Essentials	PROSO802	Camic, M	HMS	DIGITAL DISCOVER	9009600	0	1	1	0	0	0.03	\$128	100%	0%	0%	0.03
ICT – Gaming Essentials	PROSO802	Camic, M	HMS	OR CAR&TEC OCCS	9100110	83	70	64	6	13	0.03	\$8,178	91%	9%	16%	1.6
ICT – Gaming Essentials	PROSO802	McHugh, W	MAMS	CODING FUNDAMENT	9009200	90	73	35	38	17	0.03	\$4,473	48%	52%	19%	0.88



Certifications by Teacher & Course																
Cert ID	Cert #	Teacher	School	Course Name	Course #	# Std Identified	Actual Participants	Pass	Fail	Didn't Test	Funding Weight	Potential CAPE Funding	Percentage of Testers Passing	Percentage Testers Failing	Percentage Students Identified NOT Tested	Potential Bonus FTE Calculation
ICT – Gaming Essentials	PROSO802	McHugh, W	MAMS	OR CAR&TEC OCCS	9100110	25	1	0	1	24	0.03	\$0	0%	100%	96%	0
ICT – Gaming Essentials	PROSO802	Harlan, C	SCHS-MS	CODING FUNDAMENT	9009200	70	69	57	12	1	0.03	\$7,284	83%	17%	1%	1.43
ICT – Multimedia Essentials	PROSO803	Reyes, J	MCMS	CPTR APPL BUS 1	8200520	0	22	1	21	0	0.03	\$128	5%	95%	0%	0.03
ICT – Multimedia Essentials	PROSO803	Parker, M	KMS	CPTR APPL BUS 1	8200520	0	1	0	1	0	0.03	\$0	0%	100%	0%	0
ICT – Multimedia Essentials	PROSO803	Ocker, D	CHS-MS	CPTR APPL BUS 1	8200520	0	29	25	4	0	0.03	\$3,195	86%	14%	0%	0.63
ICT – Multimedia Essentials	PROSO803	Jenson, J	SWMS	CPTR APPL BUS 1	8200520	0	54	16	38	0	0.03	\$2,045	30%	70%	0%	0.4
ICT – Multimedia Essentials	PROSO803	Wood, K	CMS	CPTR APPL BUS 1	8200520	0	1	1	0	0	0.03	\$128	100%	0%	0%	0.03
ICT – Multimedia Essentials	PROSO803	McCully, C	CBHS-MS	CPTR APPL BUS 1	8200520	0	24	19	5	0	0.03	\$2,428	79%	21%	0%	0.48
ICT – Multimedia Essentials	PROSO803	Schefcick, K	DMS	CPTR APPL BUSINE	8200210	0	16	5	11	0	0.03	\$639	31%	69%	0%	0.13
ICT – Multimedia Essentials	PROSO803	Zimmerman, M	HMS	DIGITAL DISCOVER	9009600	33	28	16	12	5	0.03	\$2,045	57%	43%	15%	0.4
ICT – Multimedia Essentials	PROSO803	Theobald, S	JAMS	CPTR APPL BUS 1	8200520	0	5	0	5	0	0.03	\$0	0%	100%	0%	0
ICT – Multimedia Essentials	PROSO803	Harlan, C	SCHS-MS	CPTR APPL BUS 1	8200520	0	37	18	19	0	0.03	\$2,300	49%	51%	0%	0.45
ICT – Programming & Logic Essentials	PROSO804	Hill, R	KMS	CODING FUNDAMENT	9009200	0	60	57	3	0	0.03	\$7,284	95%	5%	0%	1.43
ICT – Programming & Logic Essentials	PROSO804	Shupe, P	SMS	CODING FUNDAMENT	9009200	0	35	27	8	0	0.03	\$3,450	77%	23%	0%	0.68
ICT – Programming & Logic Essentials	PROSO804	Jenson, J	SWMS	CPTR APPL BUS 1	8200520	0	1	1	0	0	0.03	\$128	100%	0%	0%	0.03
ICT – Programming & Logic Essentials	PROSO804	Wood, K	CMS	CODING FUNDAMENT	9009200	0	49	37	12	0	0.03	\$4,728	76%	24%	0%	0.93
ICT – Programming & Logic Essentials	PROSO804	Jacobs, D	JOMS	CODING FUNDAMENT	9009200	0	109	41	68	0	0.03	\$5,239	38%	62%	0%	1.03
ICT – Programming & Logic Essentials	PROSO804	Smoak, R	JEMS	CODING FUNDAMENT	9009200	0	68	21	47	0	0.03	\$2,684	31%	69%	0%	0.53
ICT – Programming & Logic Essentials	PROSO804	Monar, J	DMS	CODING FUNDAMENT	9009200	0	37	25	12	0	0.03	\$3,195	68%	32%	0%	0.63
ICT – Programming & Logic Essentials	PROSO804	Monar, J	DMS	OR CAR&TEC OCCS	9100110	0	94	80	14	0	0.03	\$10,223	85%	15%	0%	2
ICT – Programming & Logic Essentials	PROSO804	Camic, M	HMS	OR CAR&TEC OCCS	9100110	0	81	65	16	0	0.03	\$8,306	80%	20%	0%	1.63
ICT – Programming & Logic Essentials	PROSO804	McHugh, W	MAMS	CODING FUNDAMENT	9009200	0	83	37	46	0	0.03	\$4,728	45%	55%	0%	0.93
ICT – Programming & Logic Essentials	PROSO804	Harlan, C	SCHS-MS	CODING FUNDAMENT	9009200	0	67	56	11	0	0.03	\$7,156	84%	16%	0%	1.4
ICT – Web Design Essentials	PROSO805	Shupe, P	SMS	CODING FUNDAMENT	9009200	0	33	28	5	0	0.03	\$3,578	85%	15%	0%	0.7
ICT – Web Design Essentials	PROSO805	Wood, K	CMS	CODING FUNDAMENT	9009200	0	44	20	24	0	0.03	\$2,556	45%	55%	0%	0.5
ICT – Web Design Essentials	PROSO805	Camic, M	HMS	OR CAR&TEC OCCS	9100110	0	3	3	0	0	0.03	\$383	100%	0%	0%	0.08
ICT – Web Design Essentials	PROSO805	Harlan, C	SCHS-MS	CODING FUNDAMENT	9009200	0	68	42	26	0	0.03	\$5,367	62%	38%	0%	1.05
ICT - Communications Essentials	PROSO806	Reyes, J	MCMS	CPTR APPL BUS 1	8200520	0	19	2	17	0	0.03	\$256	11%	89%	0%	0.05
ICT - Communications Essentials	PROSO806	Ocker, D	CHS-MS	CPTR APPL BUS 1	8200520	0	48	40	8	0	0.03	\$5,111	83%	17%	0%	1
ICT - Communications Essentials	PROSO806	Jenson, J	SWMS	CPTR APPL BUS 1	8200520	0	97	21	76	0	0.03	\$2,684	22%	78%	0%	0.53
ICT - Communications Essentials	PROSO806	Wong, A	JOMS	CPTR APPL BUS 1	8200520	0	97	27	70	0	0.03	\$3,450	28%	72%	0%	0.68
ICT - Communications Essentials	PROSO806	Schefcick, K	DMS	CPTR APPL BUSINE	8200210	0	10	6	4	0	0.03	\$767	60%	40%	0%	0.15
ICT - Communications Essentials	PROSO806	Schefcick, K	DMS	CPTR APPL BUS 1	8200520	0	66	41	25	0	0.03	\$5,239	62%	38%	0%	1.03
ICT - Communications Essentials	PROSO806	Harlan, C	SCHS-MS	CODING FUNDAMENT	9009200	0	11	7	4	0	0.03	\$895	64%	36%	0%	0.18
ICT - Computing Essentials	PROSO807	Reyes, J	MCMS	CPTR APPL BUS 1	8200520	0	23	4	19	0	0.03	\$511	17%	83%	0%	0.1
ICT - Computing Essentials	PROSO807	Hill, R	KMS	CODING FUNDAMENT	9009200	0	64	40	24	0	0.03	\$5,111	63%	38%	0%	1
ICT - Computing Essentials	PROSO807	Jenson, J	SWMS	CPTR APPL BUS 1	8200520	0	40	6	34	0	0.03	\$767	15%	85%	0%	0.15
ICT - Computing Essentials	PROSO807	Wood, K	CMS	CODING FUNDAMENT	9009200	0	83	25	58	0	0.03	\$3,195	30%	70%	0%	0.63
ICT - Computing Essentials	PROSO807	Wong, A	JOMS	CPTR APPL BUS 1	8200520	0	76	4	72	0	0.03	\$511	5%	95%	0%	0.1
ICT - Computing Essentials	PROSO807	Jacobs, D	JOMS	CODING FUNDAMENT	9009200	0	2	0	2	0	0.03	\$0	0%	100%	0%	0
ICT - Computing Essentials	PROSO807	Schefcick, K	DMS	CPTR APPL BUSINE	8200210	0	20	6	14	0	0.03	\$767	30%	70%	0%	0.15
ICT - Computing Essentials	PROSO807	Zimmerman, M	HMS	DIGITAL DISCOVER	9009600	0	29	5	24	0	0.03	\$639	17%	83%	0%	0.13
ICT - Computing Essentials	PROSO807	Harlan, C	SCHS-MS	CODING FUNDAMENT	9009200	0	69	30	39	0	0.03	\$3,834	43%	57%	0%	0.75
ICT - Cybersecurity Essentials	PROSO808	Reyes, J	MCMS	CPTR APPL BUS 1	8200520	0	40	30	10	0	0.03	\$3,834	75%	25%	0%	0.75
ICT - Cybersecurity Essentials	PROSO808	Parker, M	KMS	CPTR APPL BUS 1	8200520	0	1	1	0	0	0.03	\$128	100%	0%	0%	0.03
ICT - Cybersecurity Essentials	PROSO808	Ocker, D	CHS-MS	CPTR APPL BUSINE	8200210	0	1	1	0	0	0.03	\$128	100%	0%	0%	0.03
ICT - Cybersecurity Essentials	PROSO808	Ocker, D	CHS-MS	CPTR APPL BUS 1	8200520	0	19	19	0	0	0.03	\$2,428	100%	0%	0%	0.48
ICT - Cybersecurity Essentials	PROSO808	Jenson, J	SWMS	CPTR APPL BUS 1	8200520	0	122	52	70	0	0.03	\$6,645	43%	57%	0%	1.3
ICT - Cybersecurity Essentials	PROSO808	Wood, K	CMS	CODING FUNDAMENT	9009200	0	3	3	0	0	0.03	\$383	100%	0%	0%	0.08
ICT - Cybersecurity Essentials	PROSO808	Wood, K	CMS	CPTR APPL BUS 1	8200520	0	8	4	4	0	0.03	\$511	50%	50%	0%	0.1
ICT - Cybersecurity Essentials	PROSO808	Wong, A	JOMS	CPTR APPL BUS 1	8200520	0	98	79	19	0	0.03	\$10,095	81%	19%	0%	1.98
ICT - Cybersecurity Essentials	PROSO808	Smoak, R	JEMS	CODING FUNDAMENT	9009200	0	85	61	24	0	0.03	\$7,795	72%	28%	0%	1.53
ICT - Cybersecurity Essentials	PROSO808	Monar, J	DMS	CODING FUNDAMENT	9009200	0	29	23	6	0	0.03	\$2,939	79%	21%	0%	0.58
ICT - Cybersecurity Essentials	PROSO808	Schefcick, K	DMS	CPTR APPL BUS 1	8200520	0	70	62	8	0	0.03	\$7,923	89%	11%	0%	1.55
ICT - Cybersecurity Essentials	PROSO808	Monar, J	DMS	OR CAR&TEC OCCS	9100110	0	36	29	7	0	0.03	\$3,706	81%	19%	0%	0.73
ICT - Cybersecurity Essentials	PROSO808	Zimmerman, M	HMS	DIGITAL DISCOVER	9009600	0	27	24	3	0	0.03	\$3,067	89%	11%	0%	0.6

Certifications by Teacher & Course																
Cert ID	Cert #	Teacher	School	Course Name	Course #	# Std Identified	Actual Participants	Pass	Fail	Didn't Test	Funding Weight	Potential CAPE Funding	Percentage of Testers Passing	Percentage Testers Failing	Percentage Students Identified NOT Tested	Potential Bonus FTE Calculation
ICT - Cybersecurity Essentials	PROSO808	Harlan, C	SCHS-MS	CPTR APPL BUS 1	8200520	0	34	26	8	0	0.03	\$3,322	76%	24%	0%	0.65
ICT - Cybersecurity Essentials	PROSO808	Harlan, C	SCHS-MS	CODING FUNDAMENT	9009200	0	1	1	0	0	0.03	\$128	100%	0%	0%	0.03
ICT - Spreadsheet Essentials	PROSO809	Reyes, J	MCMS	CPTR APPL BUS 1	8200520	0	17	1	16	0	0.03	\$128	6%	94%	0%	0.03
ICT - Spreadsheet Essentials	PROSO809	Parker, M	KMS	CPTR APPL BUS 1	8200520	0	80	26	54	0	0.03	\$3,322	33%	68%	0%	0.65
ICT - Spreadsheet Essentials	PROSO809	Ocker, D	CHS-MS	CPTR APPL BUSINE	8200210	94	1	1	0	93	0.03	\$128	100%	0%	99%	0.03
ICT - Spreadsheet Essentials	PROSO809	Ocker, D	CHS-MS	CPTR APPL BUS 1	8200520	0	74	44	30	0	0.03	\$5,623	59%	41%	0%	1.1
ICT - Spreadsheet Essentials	PROSO809	Jenson, J	SWMS	CPTR APPL BUS 1	8200520	0	88	22	66	0	0.03	\$2,811	25%	75%	0%	0.55
ICT - Spreadsheet Essentials	PROSO809	Wood, K	CMS	CPTR APPL BUS 1	8200520	167	16	6	10	151	0.03	\$767	38%	63%	90%	0.15
ICT - Spreadsheet Essentials	PROSO809	Wong, A	JOMS	CPTR APPL BUSINE	8200210	100	1	0	1	99	0.03	\$0	0%	100%	99%	0
ICT - Spreadsheet Essentials	PROSO809	Wong, A	JOMS	CPTR APPL BUS 1	8200520	99	79	31	48	20	0.03	\$3,961	39%	61%	20%	0.78
ICT - Spreadsheet Essentials	PROSO809	McCully, C	CBHS-MS	CPTR APPL BUS 1	8200520	0	26	12	14	0	0.03	\$1,533	46%	54%	0%	0.3
ICT - Spreadsheet Essentials	PROSO809	Schefcick, K	DMS	CPTR APPL BUSINE	8200210	44	33	17	16	11	0.03	\$2,172	52%	48%	25%	0.43
ICT - Spreadsheet Essentials	PROSO809	Theobald, S	JAMS	CPTR APPL BUS 1	8200520	0	28	4	24	0	0.03	\$511	14%	86%	0%	0.1
ICT - Spreadsheet Essentials	PROSO809	Harlan, C	SCHS-MS	CPTR APPL BUS 1	8200520	0	38	15	23	0	0.03	\$1,917	39%	61%	0%	0.38
ICT - Word Processing Essentials	PROSO810	Reyes, J	MCMS	CPTR APPL BUS 1	8200520	47	20	2	18	27	0.03	\$256	10%	90%	57%	0.05
ICT - Word Processing Essentials	PROSO810	Parker, M	KMS	CPTR APPL BUS 1	8200520	85	91	59	32	0	0.03	\$7,539	65%	35%	0%	1.48
ICT - Word Processing Essentials	PROSO810	Ocker, D	CHS-MS	CPTR APPL BUS 1	8200520	93	86	55	31	7	0.03	\$7,028	64%	36%	8%	1.38
ICT - Word Processing Essentials	PROSO810	Shupe, P	SMS	CPTR APPL BUS 1	8200520	56	54	8	46	2	0.03	\$1,022	15%	85%	4%	0.2
ICT - Word Processing Essentials	PROSO810	Jenson, J	SWMS	CPTR APPL BUS 1	8200520	229	123	18	105	106	0.03	\$2,300	15%	85%	46%	0.45
ICT - Word Processing Essentials	PROSO810	Wood, K	CMS	CPTR APPL BUS 1	8200520	154	142	31	111	12	0.03	\$3,961	22%	78%	8%	0.78
ICT - Word Processing Essentials	PROSO810	Wong, A	JOMS	CPTR APPL BUSINE	8200210	0	1	0	1	0	0.03	\$0	0%	100%	0%	0
ICT - Word Processing Essentials	PROSO810	Wong, A	JOMS	CPTR APPL BUS 1	8200520	99	83	11	72	16	0.03	\$1,406	13%	87%	16%	0.28
ICT - Word Processing Essentials	PROSO810	McCully, C	CBHS-MS	CPTR APPL BUS 1	8200520	61	66	35	31	0	0.03	\$4,473	53%	47%	0%	0.88
ICT - Word Processing Essentials	PROSO810	Schefcick, K	DMS	CPTR APPL BUS 1	8200520	144	74	56	18	70	0.03	\$7,156	76%	24%	49%	1.4
ICT - Word Processing Essentials	PROSO810	Theobald, S	JAMS	CPTR APPL BUSINE	8200210	26	1	0	1	25	0.03	\$0	0%	100%	96%	0
ICT - Word Processing Essentials	PROSO810	Theobald, S	JAMS	CPTR APPL BUS 1	8200520	44	43	17	26	1	0.03	\$2,172	40%	60%	2%	0.43
ICT - Word Processing Essentials	PROSO810	Harlan, C	SCHS-MS	CPTR APPL BUS 1	8200520	2	40	20	20	0	0.03	\$2,556	50%	50%	0%	0.5
ICT - Fundamentals	PROSO811	Wegner, D	CAMBRIDGE	M/J LIB SKLS/IL	1100000	50	50	6	44	0	0.03	\$767	12%	88%	0%	0.15
ICT - Fundamentals	PROSO811	Jost, S	WESTSIDE	M/J LIB SKLS/IL	1100000	123	123	14	109	0	0.03	\$1,789	11%	89%	0%	0.35
ICT - Fundamentals	PROSO811	Hubert, K	HARB. CITY	M/J LIB SKLS/IL	1100000	42	42	15	27	0	0.03	\$1,917	36%	64%	0%	0.38
ICT - Fundamentals	PROSO811	Rehrer, H	QUEST	M/J LIB SKLS/IL	1100000	99	99	59	40	0	0.03	\$7,539	60%	40%	0%	1.48
ICT - Fundamentals	PROSO811	Monroe, J	STEVENSON	M/J LIB SKLS/IL	1100000	89	68	54	14	21	0.03	\$6,900	79%	21%	24%	1.35
ICT - Fundamentals	PROSO811	McGill, S	SEA PARK	M/J LIB SKLS/IL	1100000		53	39	14	0	0.03	\$4,984	74%	26%	0%	0.98
ICT - Fundamentals	PROSO811	Scuzillo, C	CHALLENGR	M/J LIB SKLS/IL	1100000	70	70	10	60	0	0.03	\$1,278	14%	86%	0%	0.25
RECF Pre-Engineering Certification	RECFN001	Allen, R	PBHS	ADV TECH APP	8601900	0	2	1	1	0	0.1	\$511	50%	50%	0%	0.1
RECF Pre-Engineering Certification*	RECFN001	Allen, R	PBHS	APPLD ENG TECH I	8401130	0	10	10	1	0	0.1		100%	0%	0%	0
RECF Robotics Certification*	RECFN002	Allen, R	PBHS	APPLD ENG TECH I	8401130	0	1	1	0	0	0.1		100%	0%	0%	0
RECF Robotics Certification	RECFN002	Allen, R	PBHS	ADV TECH APP	8601900	0	2	2	0	0	0.1	\$1,022	100%	0%	0%	0.2
Certified Solidworks-Academic (CSWA)	SOLID003	Gabeler, T	MHS	APPLD ENG TECH I	8401130	14	13	12	1	1	0.2	\$12,268	92%	8%	7%	2.4
Certified Solidworks-Academic (CSWA)	SOLID003	Allen, D	PBHS	TECH DESIGN	8401020	0	1	0	1	0	0.2	\$0	0%	100%	0%	0
Certified Solidworks-Academic (CSWA)	SOLID003	Allen, R	PBHS	APPLD ENG TECH I	8401120	0	6	1	5	0	0.2	\$1,022	17%	83%	0%	0.2
Certified Solidworks-Academic (CSWA)	SOLID003	Allen, R	PBHS	APPLD ENG TECH I	8401130	29	22	6	16	7	0.2	\$6,134	27%	73%	24%	1.2
Certified Solidworks-Academic (CSWA)	SOLID003	Allen, R	PBHS	ADV TECH APP	8601900	0	1	0	1	0	0.2	\$0	0%	100%	0%	0
Certified Solidworks-Academic (CSWA)	SOLID003	Allen, D	PBHS	ADV TECH APP	8601900	0	1	0	1	0	0.2	\$0	0%	100%	0%	0
Certified Solidworks-Academic (CSWA)	SOLID003	Allen, D	PBHS	FOUND OF ROBOTIC	9410110	0	2	2	0	0	0.2	\$2,045	100%	0%	0%	0.4
Certified Solidworks-Academic (CSWA)	SOLID003	Mitchell, A	BHS	APPLD ENG TECH I	8401120	0	1	1	0	0	0.2	\$1,022	100%	0%	0%	0.2
Certified Solidworks-Academic (CSWA)	SOLID003	Mitchell, A	BHS	APPLD ENG TECH I	8401130	26	9	9	0	17	0.2	\$9,201	100%	0%	65%	1.8
Certified Solidworks-Academic (CSWA)	SOLID003	Reyes, L	SCHS	APPLD ENG TECH I	8401110	0	1	1	0	0	0.2	\$1,022	100%	0%	0%	0.2
Certified Solidworks-Academic (CSWA)	SOLID003	Reyes, L	SCHS	APPLD ENG TECH II	8401120	0	22	18	4	0	0.2	\$18,401	82%	18%	0%	3.6
Cert Solidworks-Academic (CSWA)	SOLID003	Reyes, L	SCHS	APPLD ENG TECH III	8401130	23	5	4	1	18	0.2	\$4,089	80%	20%	78%	0.8
Cert Solidworks Pro-Academic (CSWP)	SOLID004	Allen, D	PBHS	ADV TECH APP	8601900	0	1	0	1	0	0.2	\$0	0%	100%	0%	0
Cert Solidworks Pro-Academic (CSWP)	SOLID004	Reyes, L	SCHS	APPLD ENG TECH III	8401130	0	18	7	11	0	0.2	\$7,156	39%	61%	0%	1.4
Cert Solidworks Pro-Academic (CSWP)	SOLID004	Nicols, C	SCHS	DRAFTING 3	8725030	0	1	1	0	0	0.2	\$1,022	100%	0%	0%	0.2
Toon Boom Cert Assoc (Harmony Prm)	TBOOM001	Pallo, D	HHS	GAME & SIM FOUND	8208110	0	13	13	0	0	0.1	\$6,645	100%	0%	0%	1.3
Toon Boom Cert Assoc (Storyboard Pro)	TBOOM003	Sofet, J	PBHS	GAME & SIM FOUND	8208110	0	21	7	14	0	0.1	\$3,578	33%	67%	0%	0.7
Toon Boom Cert Assoc (Storyboard Pro)	TBOOM003	Sofet, J	PBHS	GAME & SIM DESIG	8208120	0	17	5	12	0	0.1	\$2,556	29%	71%	0%	0.5



Certifications by Teacher & Course																
Cert ID	Cert #	Teacher	School	Course Name	Course #	# Std Identified	Actual Participants	Pass	Fail	Didn't Test	Funding Weight	Potential CAPE Funding	Percentage of Testers Passing	Percentage Testers Failing	Percentage Students Identified NOT Tested	Potential Bonus FTE Calculation
Toon Boom Cert Assoc (Storyboard Pro)	TBOOM003	Sofet, J	PBHS	GAME & SIM PROGR	8208330	0	6	2	4	0	0.1	\$1,022	33%	67%	0%	0.2
Toon Boom Cert Assoc (Storyboard Pro)	TBOOM003	Sofet, J	PBHS	MULTI-USER GAME&	8208340	0	1	1	0	0	0.1	\$511	100%	0%	0%	0.1
Toon Boom Cert Assoc (Storyboard Pro)	TBOOM003	Pallo, D	HHS	GAME & SIM FOUND	8208110	0	18	18	0	0	0.1	\$9,201	100%	0%	0%	1.8
Unity Certified Associate	UNITY001	Sofet, J	PBHS	GAME & SIM DESIG	8208120	0	1	1	0	0	0.2	\$1,022	100%	0%	0%	0.2
Unity Certified User: Programmer	UNITY002	Sofet, J	PBHS	GAME & SIM DESIG	8208120	0	1	1	0	0	0.2	\$1,022	100%	0%	0%	0.2
Unity Certified User: Programmer	UNITY002	Sofet, J	PBHS	MULTI-USER GAME&	8208340	0	1	0	1	0	0.2	\$0	0%	100%	0%	0
Unity Certified User: Programmer	UNITY002	Pallo, D	HHS	GAME & SIM PROGR	8208330	9	8	1	7	1	0.2	\$1,022	13%	88%	11%	0.2
Unity Certified User: Artist	UNITY003	Sofet, J	PBHS	GAME & SIM FOUND	8208110	0	1	0	1	0	0.1	\$0	0%	100%	0%	0
Unity Certified User: Artist	UNITY003	Sofet, J	PBHS	GAME & SIM DESIG	8208120	16	1	1	0	15	0.1	\$511	100%	0%	94%	0.1
Unity Certified User: Artist	UNITY003	Sofet, J	PBHS	GAME & SIM PROGR	8208330	6	1	0	1	5	0.1	\$0	0%	100%	83%	0
Unity Certified User: Artist	UNITY003	Pallo, D	HHS	GAME & SIM DESIG	8208120	13	13	8	5	0	0.1	\$4,089	62%	38%	0%	0.8
Small UAS (sUAS) Safety Certification: 1	USINS001	Fenech, P	ERAU	INTRODUCTION TO	ASC2560	8	8	8	0	0	0.2	\$8,178	100%	0%	0%	1.6