

# Q1 What school does your child attend?

Answered: 193 Skipped: 0



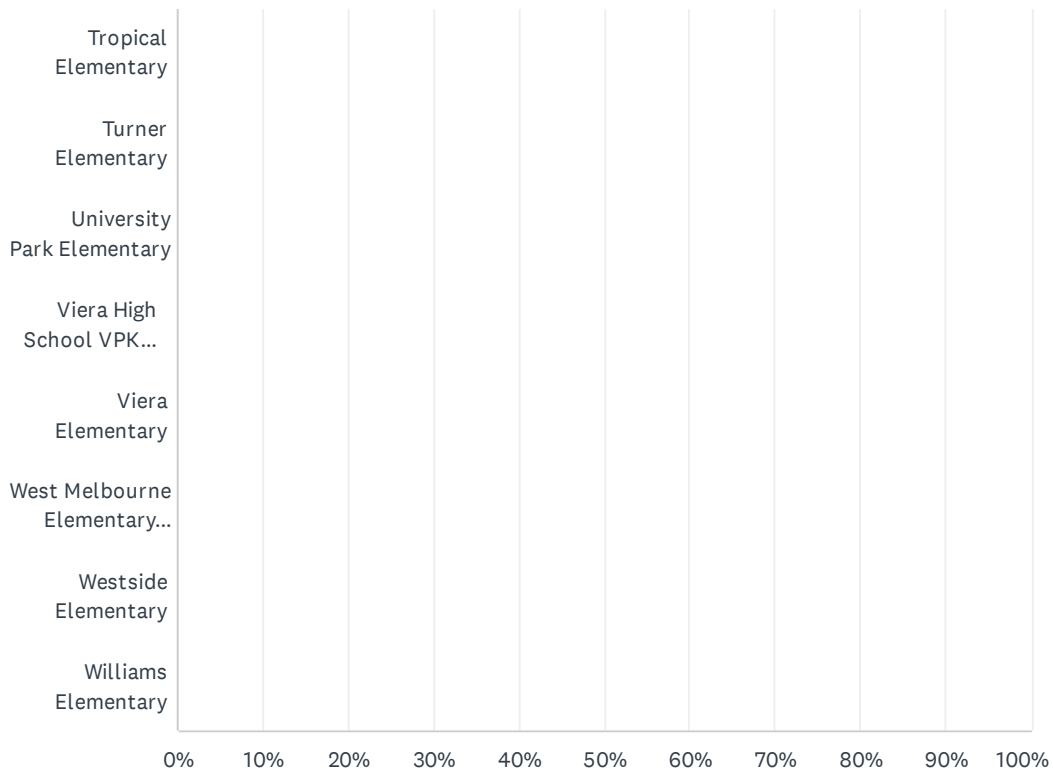
Brevard Public Schools Elementary Parent Survey 2021-2022

Elementary  
Fieldston  
Preparatory  
Freedom 7  
Elementary  
Gemini  
Elementary  
Golfview  
Elementary  
Harbor City  
Elementary  
Holland  
Elementary  
Imperial  
Estates...  
Indialantic  
Elementary  
Jupiter  
Elementary  
Lockmar  
Elementary  
Longleaf  
Elementary  
Manatee  
Elementary  
McAuliffe  
Elementary  
Meadowlane  
Intermediate...  
Meadowlane  
Primary...  
Merritt Island  
High School ...  
MILA Elementary  
Mims Elementary  
Pathways at  
Gardendale...  
Oak Park  
Elementary

Brevard Public Schools Elementary Parent Survey 2021-2022

Ocean Breeze Elementary									
Palm Bay Elementary									
Palm Bay High School VPK...									
Pinewood Elementary									
Port Malabar Elementary									
Quest Elementary...									
Riverdale Country Day...									
Riviera Elementary									
Roosevelt Elementary									
Sabal Elementary									
Satellite High School VPK...									
Saturn Elementary									
Sea Park Elementary									
Sherwood Elementary									
Pathways at Pine Grove...									
South Area Head Start									
South Lake Elementary									
Stevenson Elementary									
Sunrise Elementary									
Suntree Elementary									
Surfside Elementary									

# Brevard Public Schools Elementary Parent Survey 2021-2022



Brevard Public Schools Elementary Parent Survey 2021-2022

ANSWER CHOICES	RESPONSES	
Allen, Roy Elementary	0.00%	0
Andersen Elementary	0.00%	0
Apollo Elementary	0.00%	0
Atlantis Elementary	0.00%	0
Audubon Elementary	0.00%	0
Brevard Virtual Instruction Program (BVIP)	0.00%	0
Cambridge Elementary Magnet	0.00%	0
Cape View Elementary	0.00%	0
Carroll, Lewis Elementary	0.00%	0
Challenger 7 Elementary	100.00%	193
Columbia Elementary	0.00%	0
Coquina Elementary	0.00%	0
Dr W. J. Creel Elementary	0.00%	0
Croton Elementary	0.00%	0
Discovery Elementary	0.00%	0
Endeavour Elementary	0.00%	0
Eau Gallie High School VPK program	0.00%	0
Enterprise Elementary	0.00%	0
Fairglen Elementary	0.00%	0
Fieldston Preparatory	0.00%	0
Freedom 7 Elementary	0.00%	0
Gemini Elementary	0.00%	0
Golfview Elementary	0.00%	0
Harbor City Elementary	0.00%	0
Holland Elementary	0.00%	0
Imperial Estates Elementary	0.00%	0
Indialantic Elementary	0.00%	0
Jupiter Elementary	0.00%	0
Lockmar Elementary	0.00%	0
Longleaf Elementary	0.00%	0
Manatee Elementary	0.00%	0
McAuliffe Elementary	0.00%	0

Brevard Public Schools Elementary Parent Survey 2021-2022

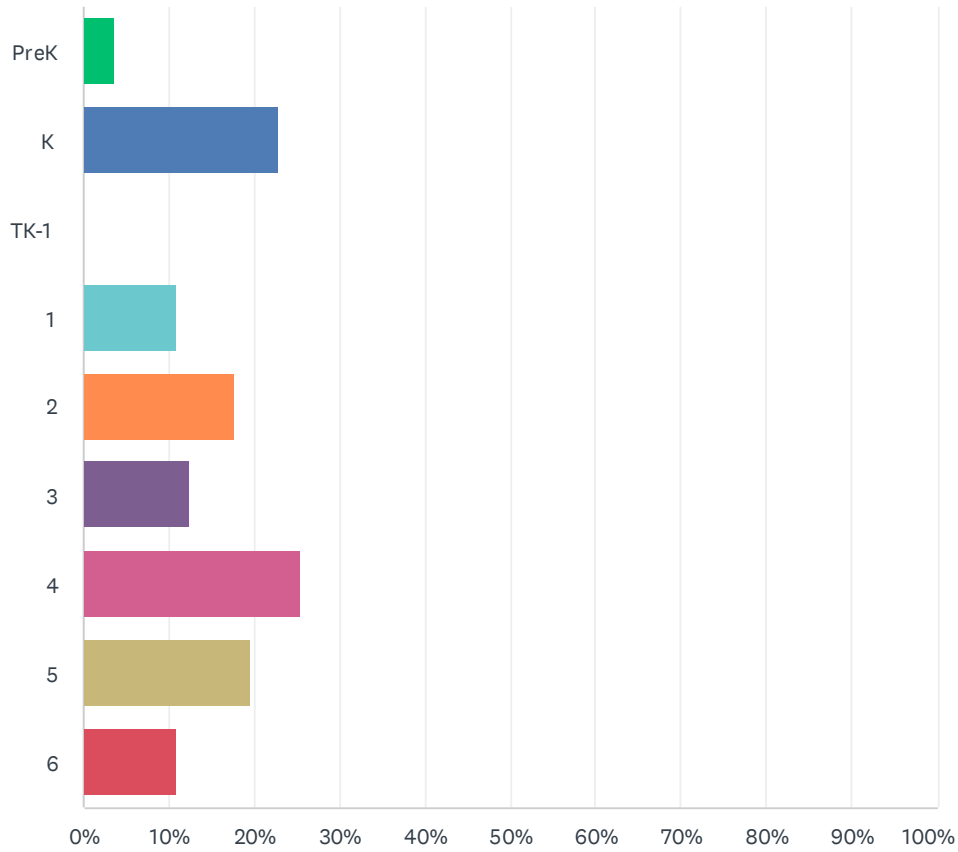
Meadowlane Intermediate Elementary	0.00%	0
Meadowlane Primary Elementary	0.00%	0
Merritt Island High School VPK program	0.00%	0
MILA Elementary	0.00%	0
Mims Elementary	0.00%	0
Pathways at Gardendale (North/Central Area Alternative Center)	0.00%	0
Oak Park Elementary	0.00%	0
Ocean Breeze Elementary	0.00%	0
Palm Bay Elementary	0.00%	0
Palm Bay High School VPK program	0.00%	0
Pinewood Elementary	0.00%	0
Port Malabar Elementary	0.00%	0
Quest Elementary School	0.00%	0
Riverdale Country Day School	0.00%	0
Riviera Elementary	0.00%	0
Roosevelt Elementary	0.00%	0
Sabal Elementary	0.00%	0
Satellite High School VPK program	0.00%	0
Saturn Elementary	0.00%	0
Sea Park Elementary	0.00%	0
Sherwood Elementary	0.00%	0
Pathways at Pine Grove (South Area Alternative Center)	0.00%	0
South Area Head Start	0.00%	0
South Lake Elementary	0.00%	0
Stevenson Elementary	0.00%	0
Sunrise Elementary	0.00%	0
Suntree Elementary	0.00%	0
Surfside Elementary	0.00%	0
Tropical Elementary	0.00%	0
Turner Elementary	0.00%	0
University Park Elementary	0.00%	0
Viera High School VPK program	0.00%	0
Viera Elementary	0.00%	0
West Melbourne Elementary School for Science	0.00%	0

Brevard Public Schools Elementary Parent Survey 2021-2022

Westside Elementary	0.00%	0
Williams Elementary	0.00%	0
TOTAL		193

## Q2 What is your child's current grade level?

Answered: 193 Skipped: 0



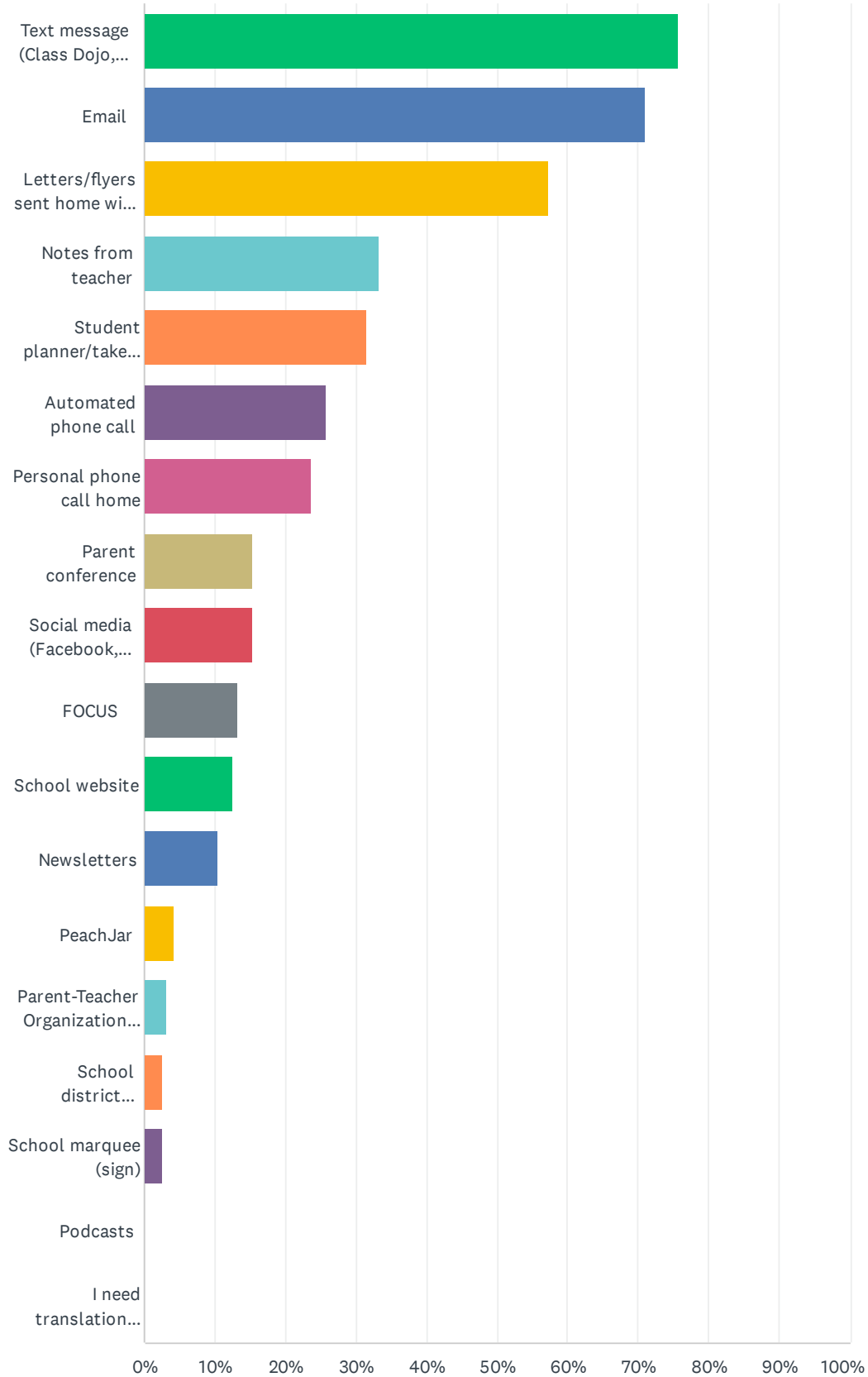
ANSWER CHOICES	RESPONSES	
PreK	3.63%	7
K	22.80%	44
TK-1	0.00%	0
1	10.88%	21
2	17.62%	34
3	12.44%	24
4	25.39%	49
5	19.69%	38
6	10.88%	21
Total Respondents: 193		



Q3 What is the best way for us to get you important information regarding school events and/or your child's progress? (check all that apply)

Answered: 190 Skipped: 3

# Brevard Public Schools Elementary Parent Survey 2021-2022

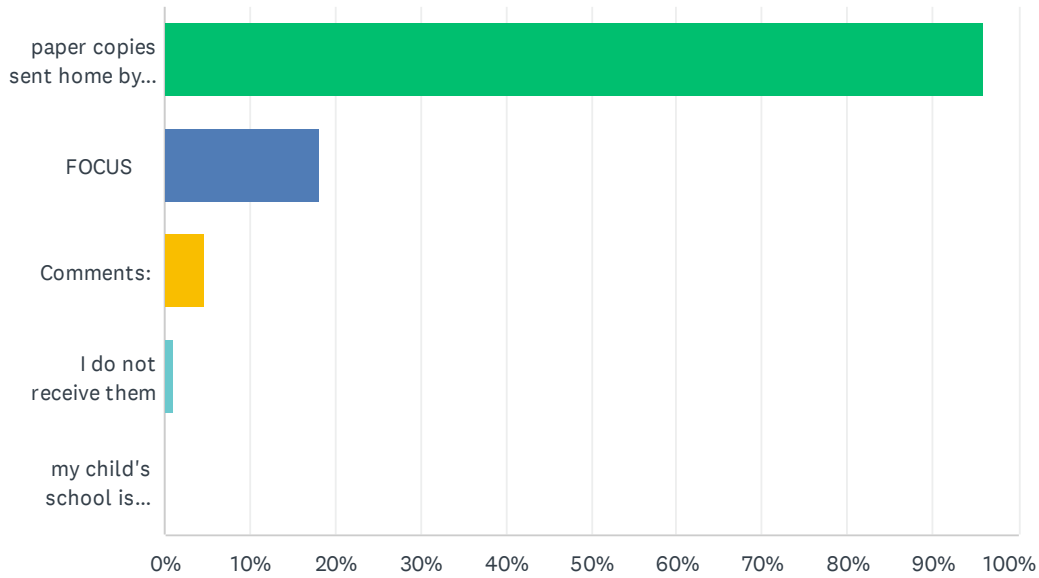


Brevard Public Schools Elementary Parent Survey 2021-2022

ANSWER CHOICES	RESPONSES	
Text message (Class Dojo, Remind)	75.79%	144
Email	71.05%	135
Letters/flyers sent home with students	57.37%	109
Notes from teacher	33.16%	63
Student planner/take-home folder	31.58%	60
Automated phone call	25.79%	49
Personal phone call home	23.68%	45
Parent conference	15.26%	29
Social media (Facebook, Twitter)	15.26%	29
FOCUS	13.16%	25
School website	12.63%	24
Newsletters	10.53%	20
PeachJar	4.21%	8
Parent-Teacher Organization (PTO/PTA)	3.16%	6
School district website	2.63%	5
School marquee (sign)	2.63%	5
Podcasts	0.00%	0
I need translation assistance	0.00%	0
Total Respondents: 190		

## Q4 How do you receive interim reports and report cards?

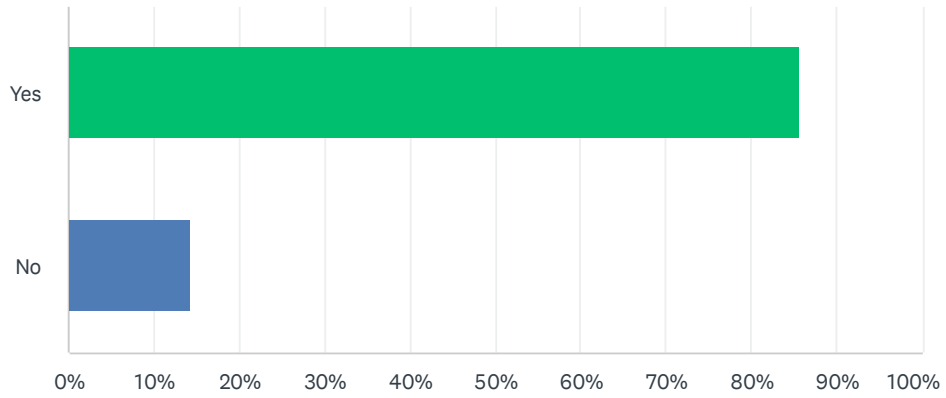
Answered: 171 Skipped: 22



ANSWER CHOICES	RESPONSES	
paper copies sent home by the school	95.91%	164
FOCUS	18.13%	31
Comments:	4.68%	8
I do not receive them	1.17%	2
my child's school is paperless	0.00%	0
Total Respondents: 171		

## Q5 Do you feel welcome at your child's school?

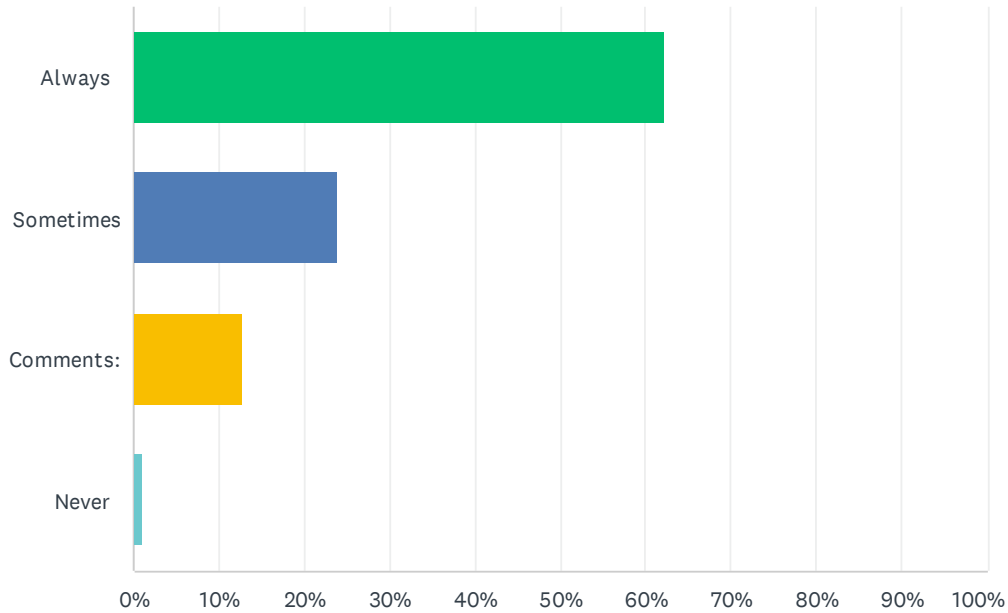
Answered: 167 Skipped: 26



ANSWER CHOICES	RESPONSES	
Yes	85.63%	143
No	14.37%	24
TOTAL		167

## Q6 The office staff at my school is polite and is helpful in answering my questions or concerns.

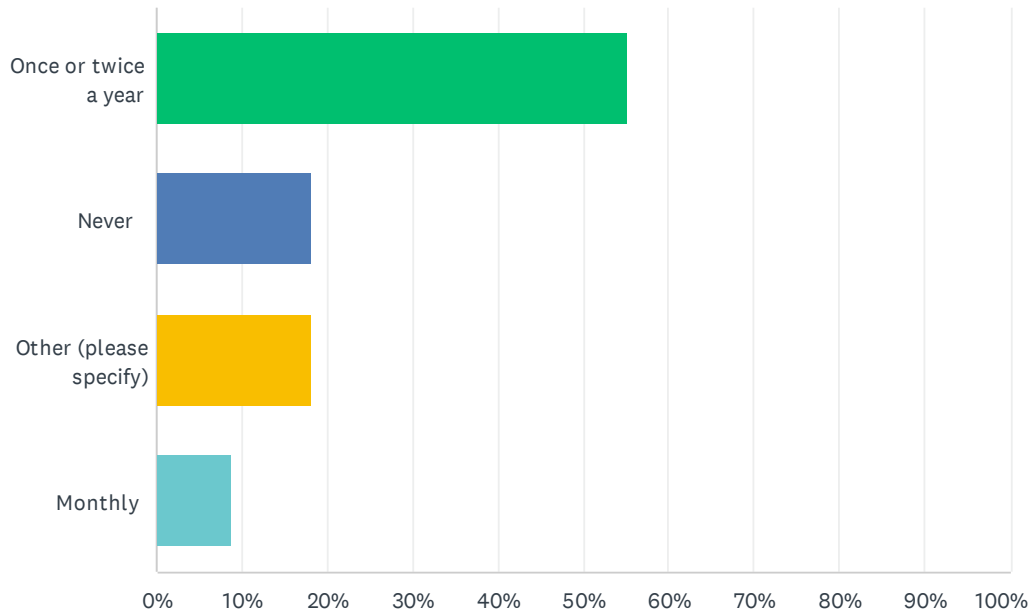
Answered: 172 Skipped: 21



ANSWER CHOICES	RESPONSES	
Always	62.21%	107
Sometimes	23.84%	41
Comments:	12.79%	22
Never	1.16%	2
<b>TOTAL</b>		<b>172</b>

### Q7 Following this year's health and safety protocols, how often did you attend a parent meeting or event at your child's school that supported your child's academic success?

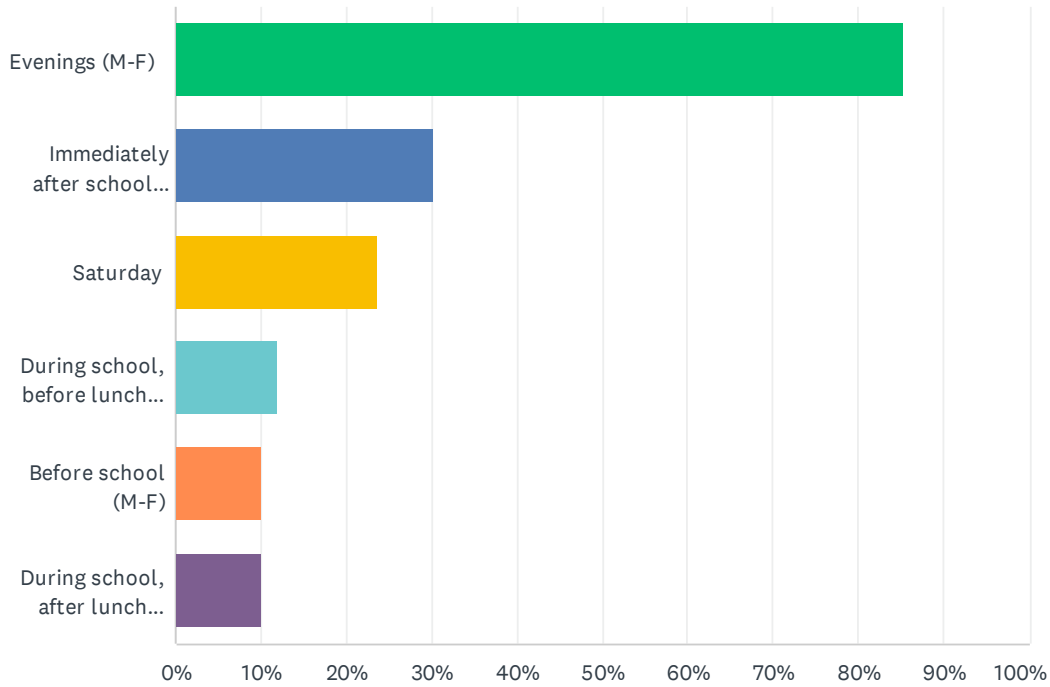
Answered: 172 Skipped: 21



ANSWER CHOICES	RESPONSES	
Once or twice a year	55.23%	95
Never	18.02%	31
Other (please specify)	18.02%	31
Monthly	8.72%	15
<b>TOTAL</b>		<b>172</b>

## Q8 When is the best time for you to attend a school event for families?

Answered: 169 Skipped: 24

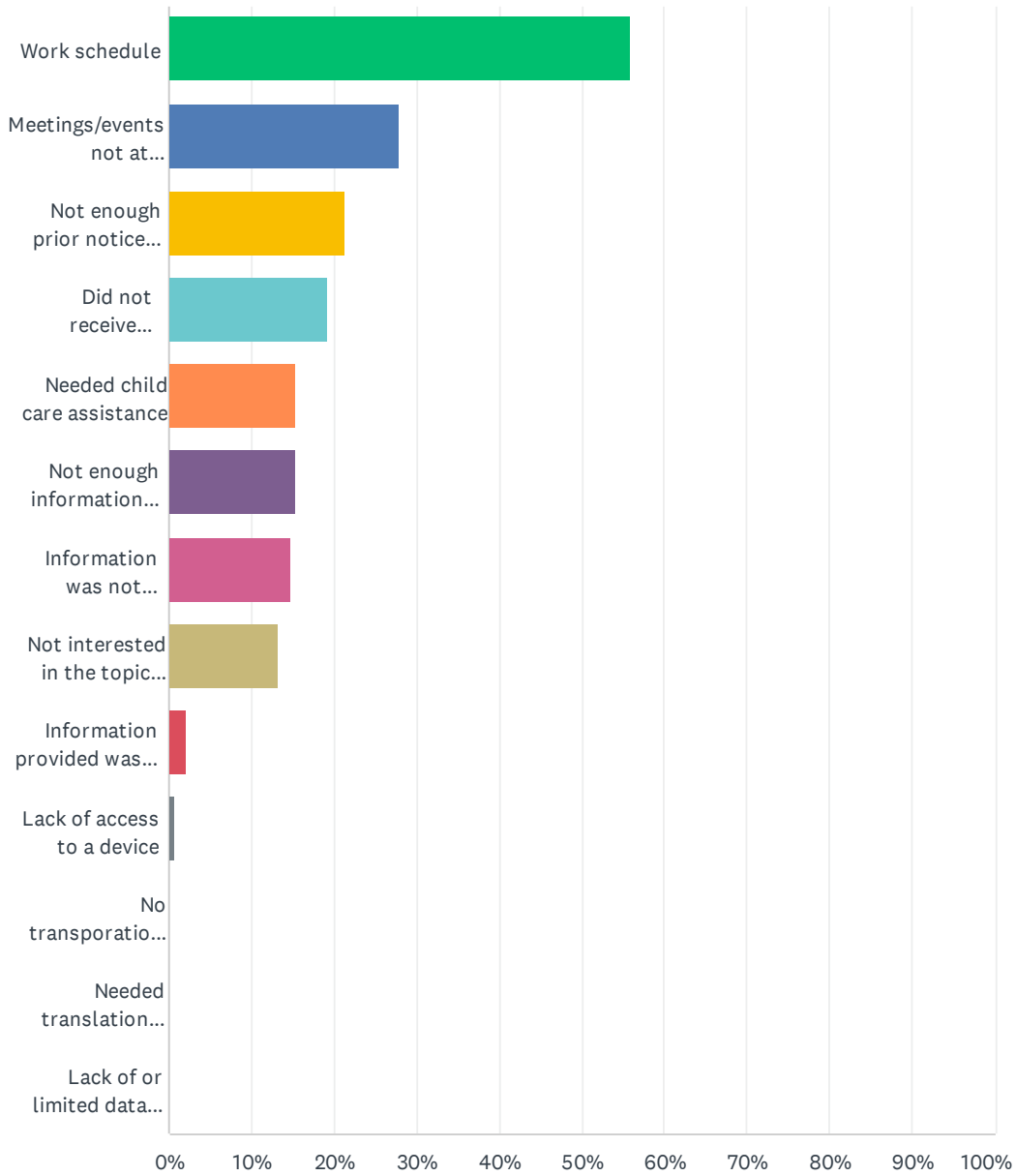


ANSWER CHOICES	RESPONSES	
Evenings (M-F)	85.21%	144
Immediately after school (M-F)	30.18%	51
Saturday	23.67%	40
During school, before lunch (M-F)	11.83%	20
Before school (M-F)	10.06%	17
During school, after lunch (M-F)	10.06%	17
Total Respondents: 169		



### Q9 If you were unable to attend informational meetings or academic events, please share why. (Check all that apply)

Answered: 136 Skipped: 57

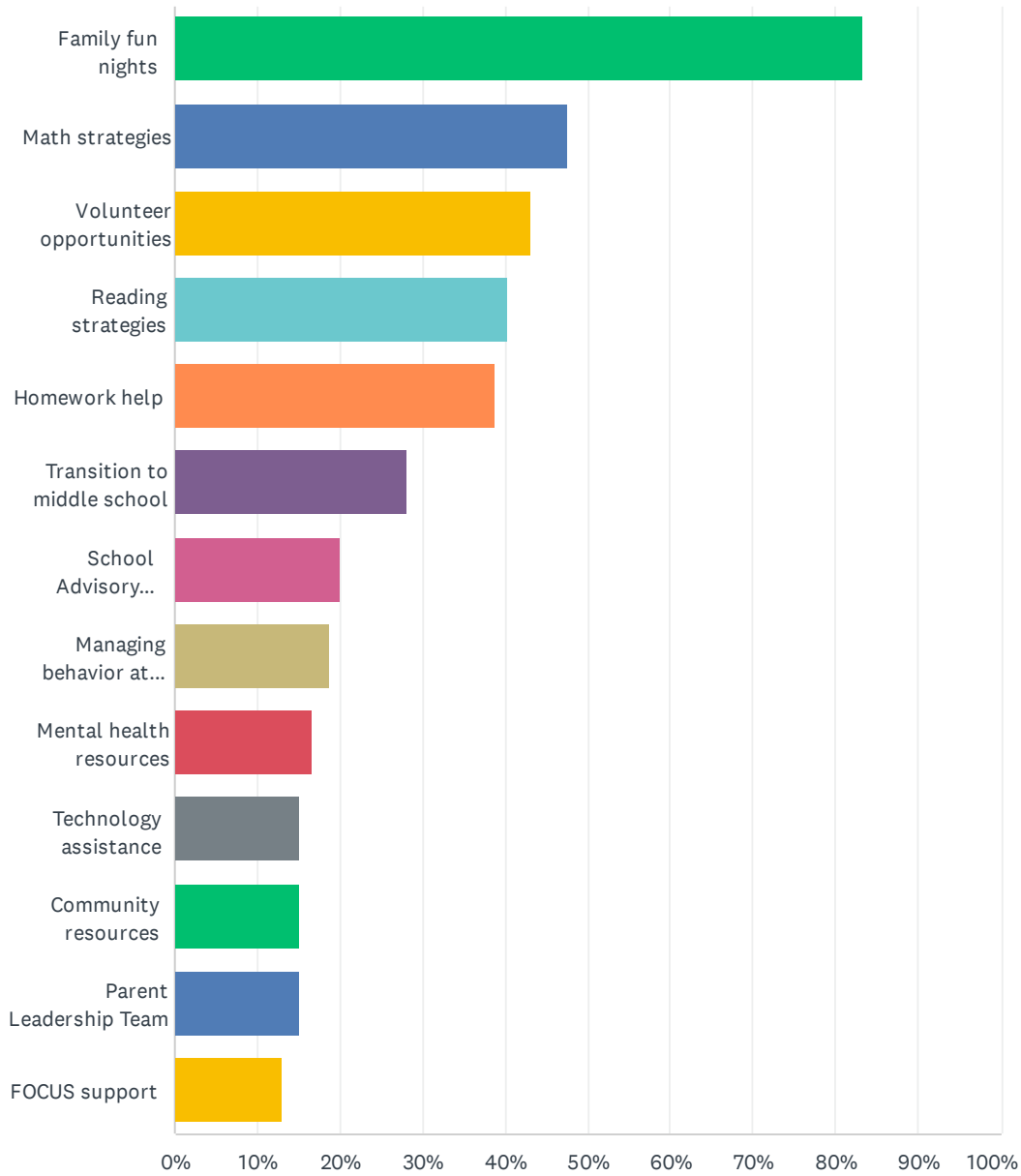


Brevard Public Schools Elementary Parent Survey 2021-2022

ANSWER CHOICES	RESPONSES	
Work schedule	55.88%	76
Meetings/events not at convenient times	27.94%	38
Not enough prior notice provided	21.32%	29
Did not receive information about meetings/events	19.12%	26
Needed child care assistance	15.44%	21
Not enough information provided	15.44%	21
Information was not relevant to me/my child	14.71%	20
Not interested in the topics presented	13.24%	18
Information provided was difficult to understand	2.21%	3
Lack of access to a device	0.74%	1
No transportation to get to meetings/events	0.00%	0
Needed translation services	0.00%	0
Lack of or limited data plan	0.00%	0
Total Respondents: 136		

### Q10 Which of the following informational meetings and activities would you participate in or attend?

Answered: 139 Skipped: 54



Brevard Public Schools Elementary Parent Survey 2021-2022

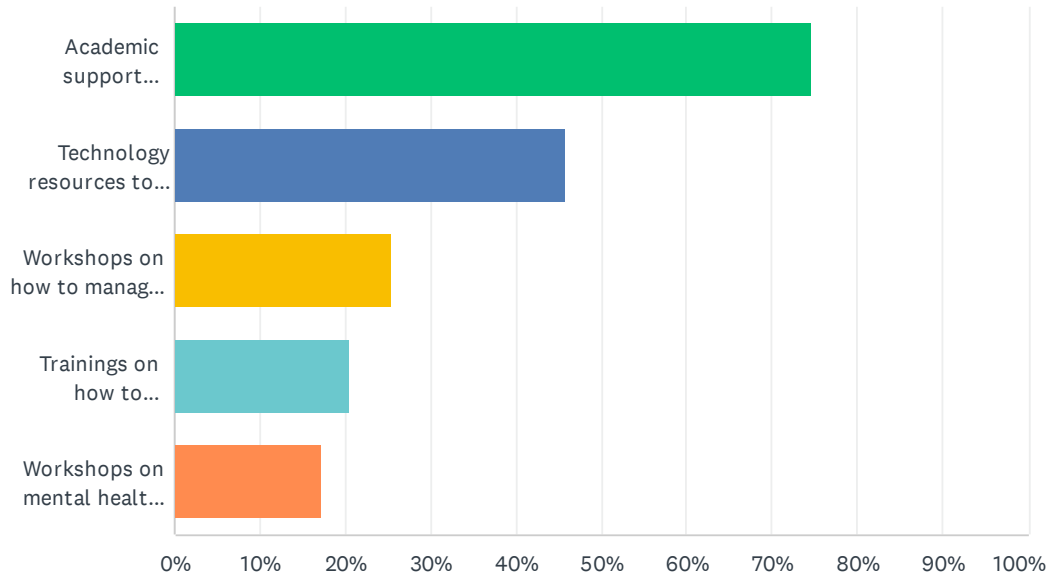
ANSWER CHOICES	RESPONSES	
Family fun nights	83.45%	116
Math strategies	47.48%	66
Volunteer opportunities	43.17%	60
Reading strategies	40.29%	56
Homework help	38.85%	54
Transition to middle school	28.06%	39
School Advisory Council (SAC) or Parent-Teacher Organization (PTO/PTA)	20.14%	28
Managing behavior at home	18.71%	26
Mental health resources	16.55%	23
Technology assistance	15.11%	21
Community resources	15.11%	21
Parent Leadership Team	15.11%	21
FOCUS support	12.95%	18
Total Respondents: 139		

**Q11 In what ways can family engagement be strengthened at your child's school?**

Answered: 79 Skipped: 114

## Q12 What types of family engagement resources would you use if they were provided at your school?

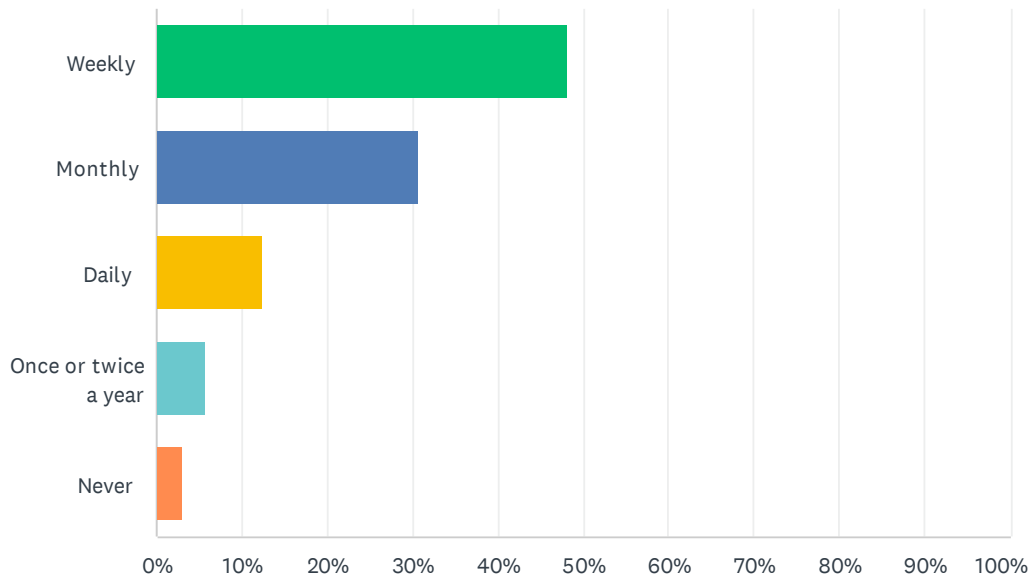
Answered: 122 Skipped: 71



ANSWER CHOICES	RESPONSES	
Academic support materials for families to use at home	74.59%	91
Technology resources to support learning at home	45.90%	56
Workshops on how to manage behaviors at home	25.41%	31
Trainings on how to participate in school decision-making committees	20.49%	25
Workshops on mental health resources	17.21%	21
Total Respondents: 122		

### Q13 How often do you communicate with your child's teachers?

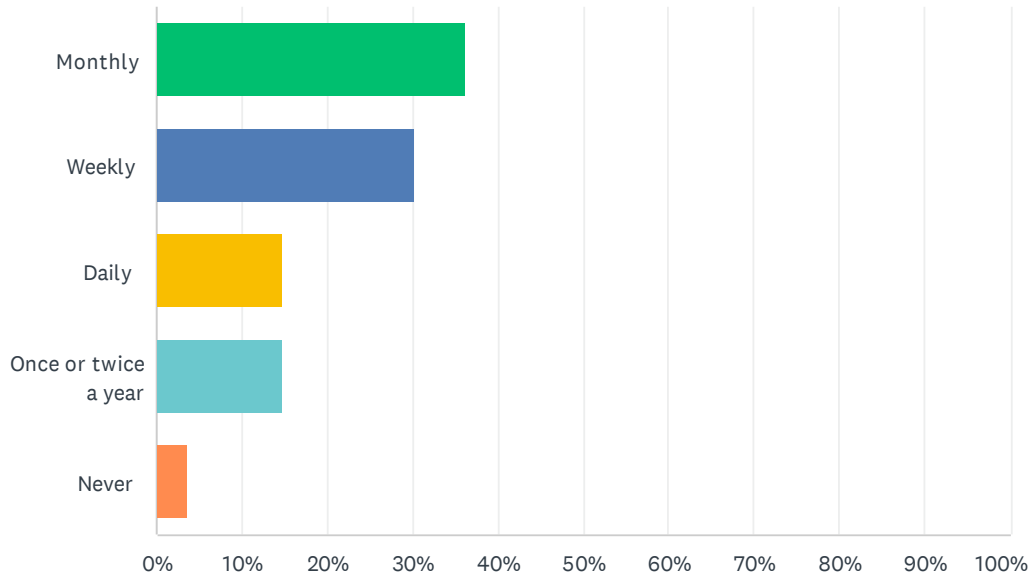
Answered: 137 Skipped: 56



ANSWER CHOICES	RESPONSES	
Weekly	48.18%	66
Monthly	30.66%	42
Daily	12.41%	17
Once or twice a year	5.84%	8
Never	2.92%	4
<b>TOTAL</b>		<b>137</b>

## Q14 How often does your child's teacher communicate with you about your child's progress?

Answered: 135 Skipped: 58

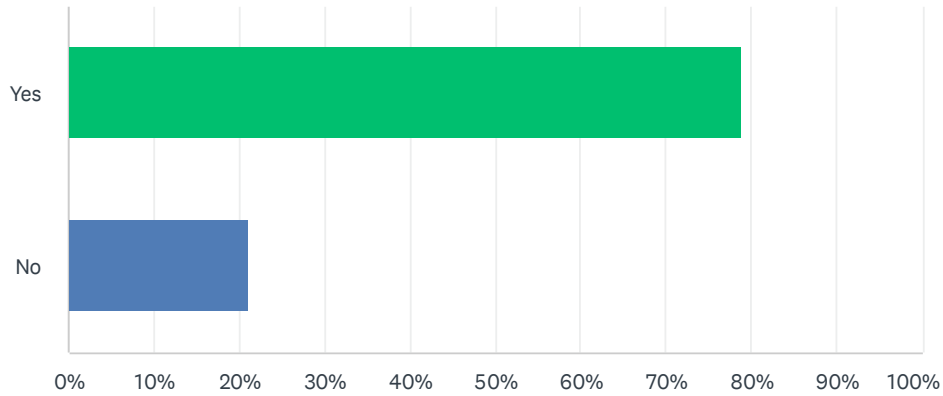


ANSWER CHOICES	RESPONSES	
Monthly	36.30%	49
Weekly	30.37%	41
Daily	14.81%	20
Once or twice a year	14.81%	20
Never	3.70%	5
<b>TOTAL</b>		<b>135</b>



### Q15 Are you satisfied with the relationship and communication you currently have with your child's principal?

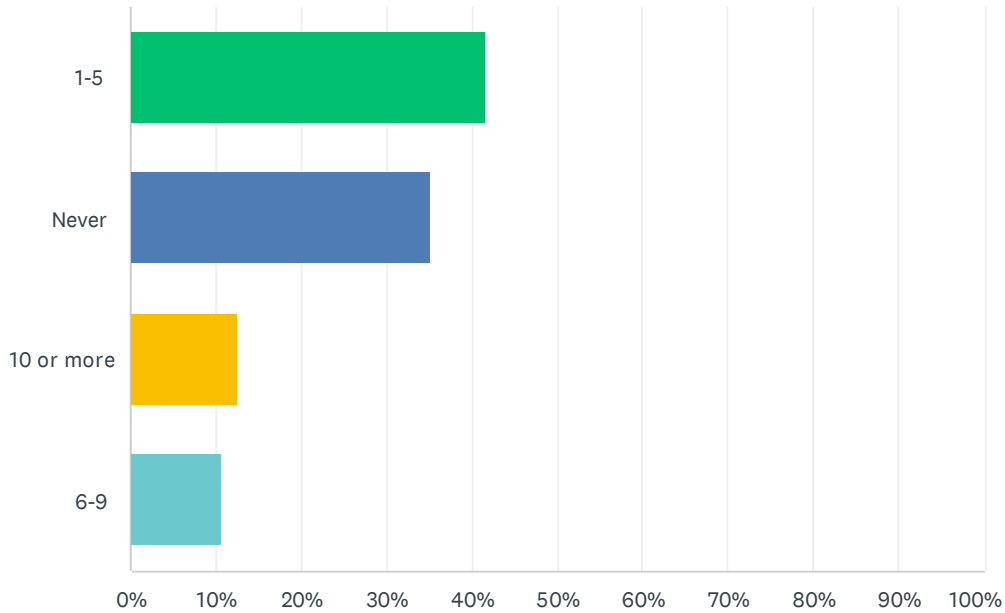
Answered: 137 Skipped: 56



ANSWER CHOICES	RESPONSES	
Yes	78.83%	108
No	21.17%	29
Total Respondents: 137		

### Q16 How many times per month do you access your child's grades and attendance information through FOCUS?

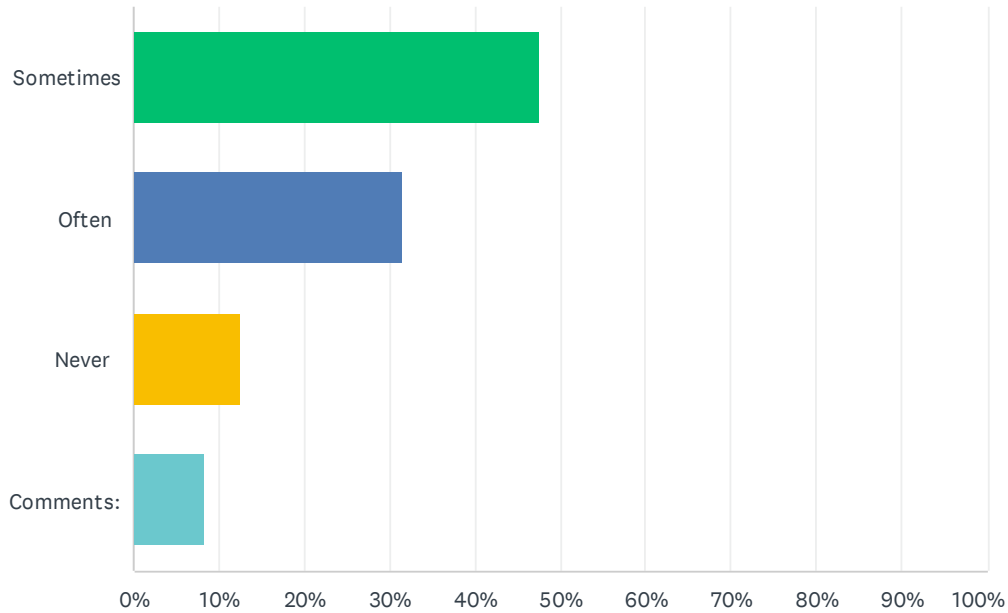
Answered: 142 Skipped: 51



ANSWER CHOICES	RESPONSES	
1-5	41.55%	59
Never	35.21%	50
10 or more	12.68%	18
6-9	10.56%	15
TOTAL		142

### Q17 How often does your child's school or teachers provide you with information about ways you can help your child's learning at home?

Answered: 143 Skipped: 50



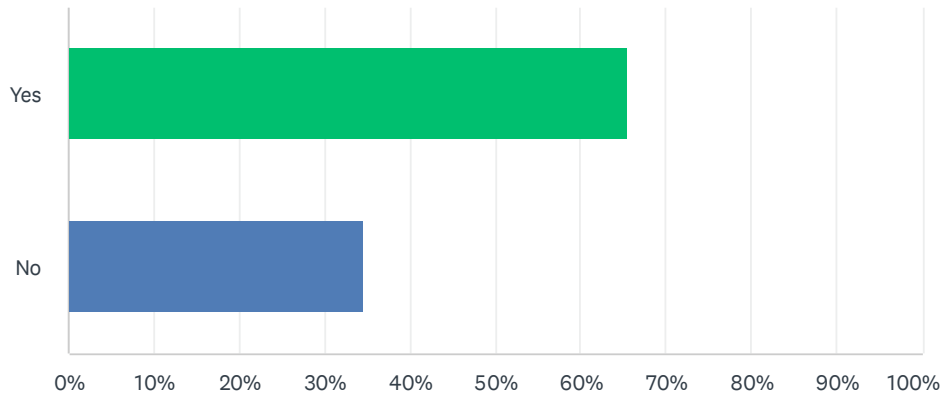
ANSWER CHOICES	RESPONSES	
Sometimes	47.55%	68
Often	31.47%	45
Never	12.59%	18
Comments:	8.39%	12
<b>TOTAL</b>		<b>143</b>

**Q18 What can Brevard Public Schools do to ensure your child is successful in elementary school?**

Answered: 76 Skipped: 117

### Q19 Have you been given opportunities to provide input and feedback into school decisions (school improvement, Title I services, event planning, discipline)?

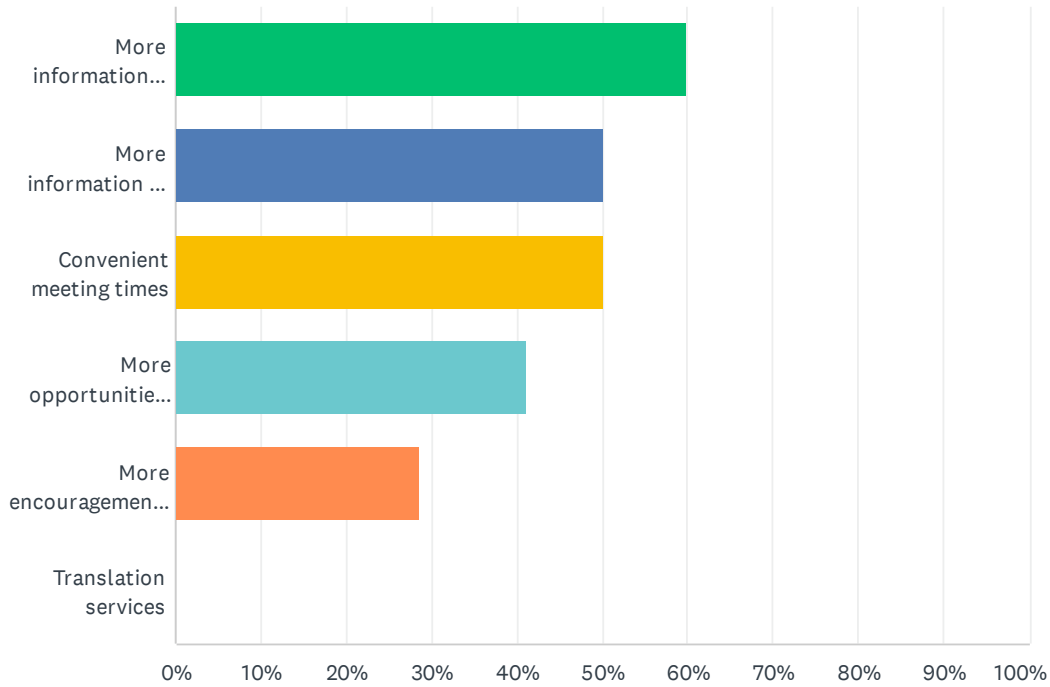
Answered: 133 Skipped: 60



ANSWER CHOICES	RESPONSES	
Yes	65.41%	87
No	34.59%	46
<b>TOTAL</b>		<b>133</b>

## Q20 How could your school assist you in playing a more active role in school decision-making?

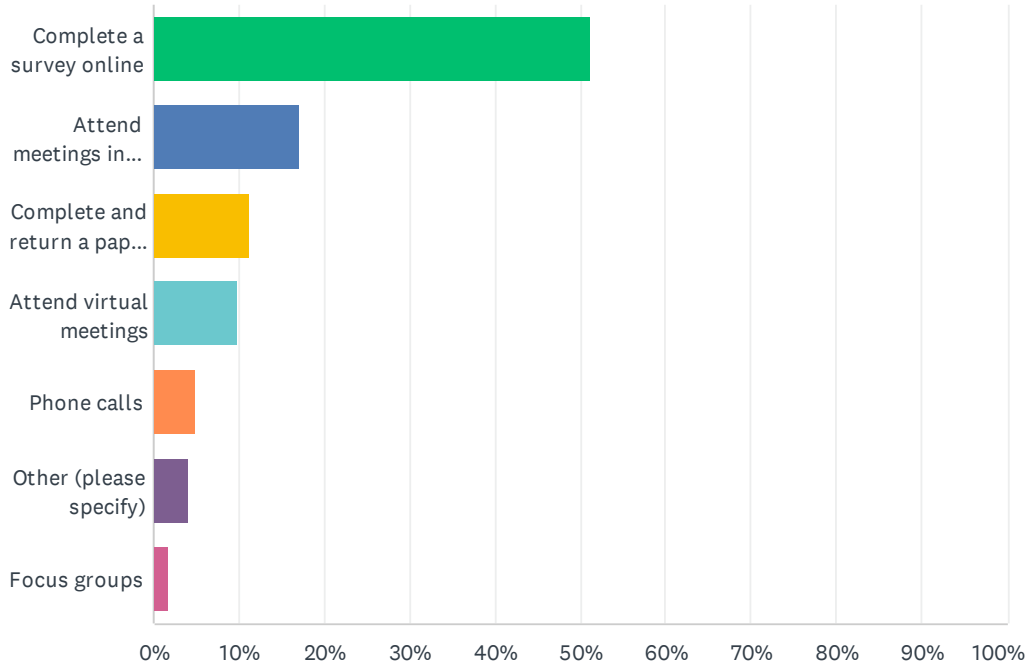
Answered: 112 Skipped: 81



ANSWER CHOICES	RESPONSES	
More information about school issues to be addressed	59.82%	67
More information on how to become engaged	50.00%	56
Convenient meeting times	50.00%	56
More opportunities to share my opinion about school issues	41.07%	46
More encouragement from the school to become engaged	28.57%	32
Translation services	0.00%	0
Total Respondents: 112		

## Q21 What is the best way for you to provide input regarding your child's school?

Answered: 123 Skipped: 70



ANSWER CHOICES	RESPONSES	
Complete a survey online	51.22%	63
Attend meetings in person	17.07%	21
Complete and return a paper survey	11.38%	14
Attend virtual meetings	9.76%	12
Phone calls	4.88%	6
Other (please specify)	4.07%	5
Focus groups	1.63%	2
<b>TOTAL</b>		<b>123</b>

Q22 What do you feel is working well at your child's school? (This is your chance to brag about your school and share what you like about it!)

Answered: 74 Skipped: 119

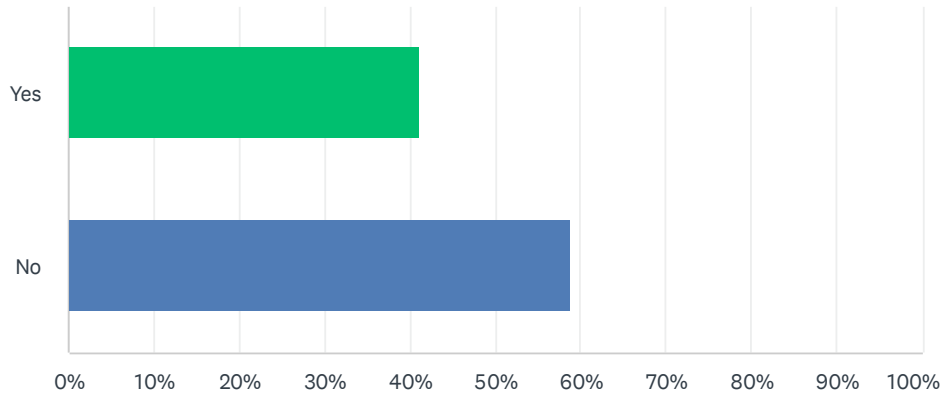


Q23 What do you feel is not working, difficult, and/or needs improvement at your child's school? (This is your chance to tell us what you would like to see changed.)

Answered: 77 Skipped: 116

## Q24 Are you aware of the four choice elementary schools?

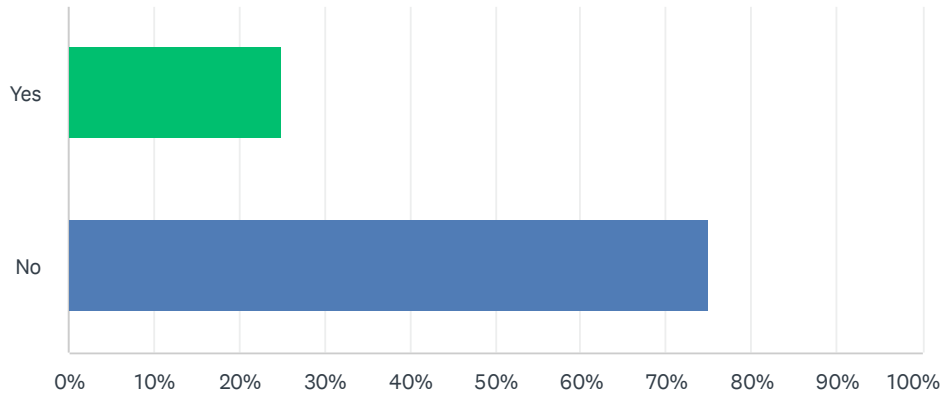
Answered: 129 Skipped: 64



ANSWER CHOICES	RESPONSES	
Yes	41.09%	53
No	58.91%	76
<b>TOTAL</b>		<b>129</b>

## Q25 Have you visited the Open Enrollment Parental Choice webpage?

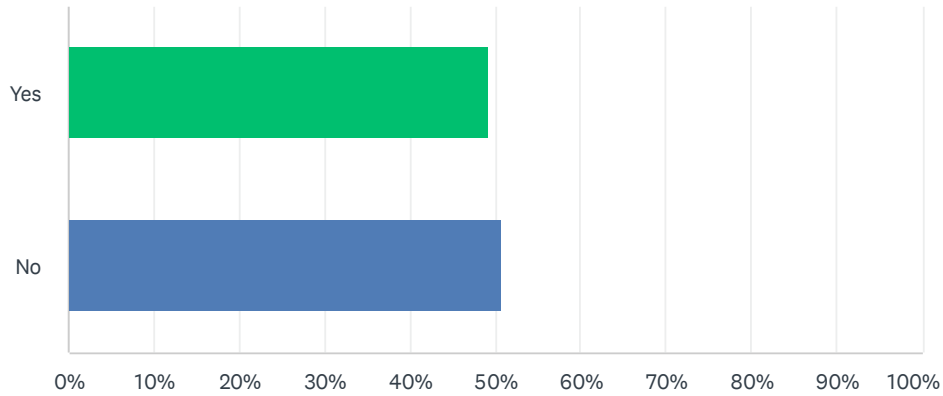
Answered: 128 Skipped: 65



ANSWER CHOICES	RESPONSES	
Yes	25.00%	32
No	75.00%	96
TOTAL		128

## Q26 Are you aware of the school enrollment choices available to your child at Brevard Public Schools?

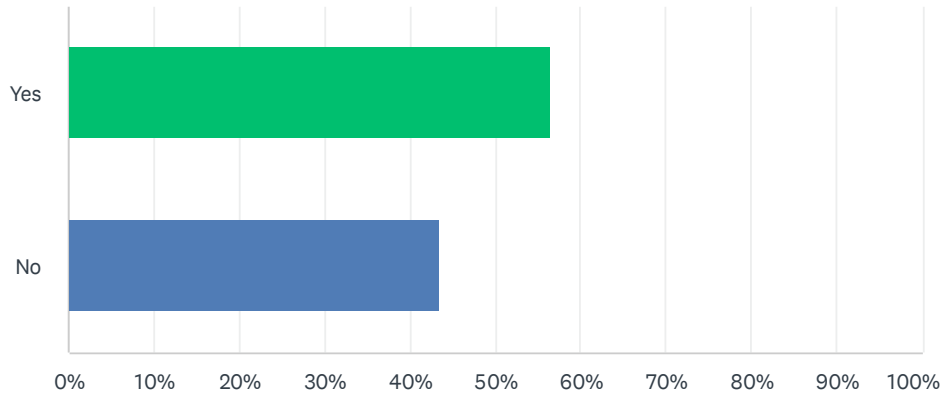
Answered: 128 Skipped: 65



ANSWER CHOICES	RESPONSES	
Yes	49.22%	63
No	50.78%	65
TOTAL		128

## Q27 Do you use the school or district website to find information about your child's education?

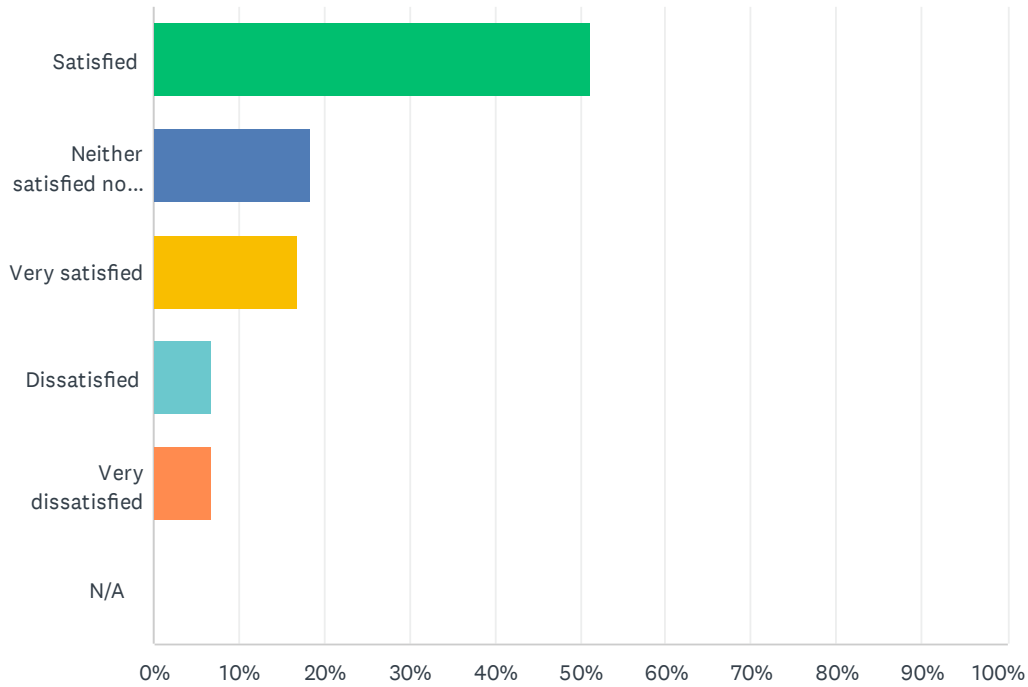
Answered: 131 Skipped: 62



ANSWER CHOICES	RESPONSES	
Yes	56.49%	74
No	43.51%	57
TOTAL		131

## Q28 Please rate your overall satisfaction with Brevard Public Schools.

Answered: 131 Skipped: 62



ANSWER CHOICES	RESPONSES	
Satisfied	51.15%	67
Neither satisfied nor dissatisfied	18.32%	24
Very satisfied	16.79%	22
Dissatisfied	6.87%	9
Very dissatisfied	6.87%	9
N/A	0.00%	0
<b>TOTAL</b>		<b>131</b>