



Kindergarten Orientation 2023

We've been waiting for YOU!

Harbor City Elementary
Brevard Public Schools
Thursday, April 13, 2023



A Welcome From Our Assistant Superintendent

Mrs. Cline



<https://youtu.be/hZBD155XCg>

Brevard Public Schools

The *mission* of
Brevard Public Schools is to
serve every student
with excellence as the standard.



Kindergarten Orientation

- Welcome Ms. Lanterman
- About Our School Ms. Arnold
- Getting Ready for K Mrs. Bauchiero
- Meet Some Students Mrs. Lambert
- A School Tour Kindergarten Team
- Wrap Up Ms. Lanterman



Welcome to Harbor City Elementary

We appreciate your partnership and
welcome you to our school family.



Let's take a moment to meet some of our staff

About OUR school...



Ms. Salamone



Ms. Lanterman

- **HCE Mission:** *Our purpose is to create a safe environment where students are inspired to be lifelong learners and where everyone makes a difference.*
- **HCE Vision:** Students who rise above;
Teachers who go beyond.
- **Positive Behavioral Interventions & Supports (PBIS)**
- Title 1 School
- 1:1 Technology
- **Parent Involvement Opportunities:** PTO, SAC Meetings, Family Nights




Meet the Kindergarten Teachers

Ms. Arnold
Mrs. Bauchiero
Mrs. Lambert



Activity Teachers



Mr. Doane
PE



Mr. Hubert
Media



Mrs. Pariseau
Music



Ms. Chauncy
Art

Literacy Coach and Title I Coordinator



Ms. Brown



Mr. Tingle

School Counselor, Parent Liaison
Technology Associate



Dr. Camargo



Mrs. Koch



Mr. McClain

Front Office Staff and Nurse



Ms. Brooks
Secretary

Ms. Kelly
Bookkeeper

Ms. Marsden
Office Clerk

Ms. Austen
Health Tech

Cafeteria Manager,
Brevard After School Coordinator,
Head Custodian



Ms. Brown



Ms. Reynolds



Mr. Owens

Kindergarten Causeway

Connecting with People
in Our Community





“All Systems GO for Kindergarten”

-Lift Off to Success



OUR Early Childhood Goal is-

To create a meaningful transition for families and establish authentic relationships as they begin the journey into Kindergarten.




PreK → K Florida Transition to Kindergarten


- **A smooth transition between preschool and kindergarten is key to a child's social adjustment and future educational success.**
- **When transitions are effective, they provide the supports children need to make these adjustments.**
- **When children make successful transitions, they:**
 - **Enjoy school and look forward to going**
 - **Show steady growth in academic and social skills**
 - **Have families who are more actively engaged in their learning (Howard, 2010)**

Pre-K to K Transition Forms





The School Board of Brevard County, Florida
Preschool-Kindergarten Transition Form



Legal Name of Student: _____
 Birthdate: _____ Last _____ First _____ Middle Initial _____ Likes to be called _____
 Gender: Male _____ Female _____ Preschool Center: _____
 Teacher: _____ Director: _____
 Email: _____ Phone Number: _____
 Attendance: Regular _____ Irregular _____ Program Type: VPK _____ SR _____ Private Preschool _____

Florida's Assessment of Student Thinking (F.A.S.T.) – Star Early Literacy

The Star Early Literacy® assessment is aligned with the Florida Early Learning and Developmental Standards for 4-year-olds. This year, your child took Renaissance Star Early Literacy® to gauge their performance on early literacy and numeracy skills as part of Florida's Assessment of Student Thinking (FAST) using Star Early Literacy. The subdomains include alphabetical principle, concept of word, visual discrimination, phonemic awareness, phonics, vocabulary, and early numeracy.

Assessment Period District Calendar	Assessment Period		
	SS	GE	PR
PM 1 – First 30 program days of VPK			
PM 2 – 40% of program hours & less than 60%			
PM 3 – Last 30 program days of VPK			

SS = Scaled Score
 GE = Grade Equivalent
 PR = Percentile Rank

*Access the STAR Growth Report for this student data

To learn more about age-appropriate activities to support your child's learning at home this summer, use the First Teacher: A Parent's Guide to Growing and Learning 4-Year-Olds.
https://www.floridaearlylearning.com/Content/Uploads/floridaearlylearning.com/files/4%20Year%20Old%20Book_ADA.pdf.

Strategies that work to support learning: _____

REQUIRED PARENT/LEGAL GUARDIAN CONSENT:
 I give permission for the information on this form (and any signed attachments) to be shared with my child's elementary school and kindergarten teacher to help facilitate a successful transition from preschool to kindergarten.

Home Language _____ Individual Education Plan (IEP): Yes _____ No _____

School of attendance for Kindergarten: _____

Parent/Legal Guardian Signature: _____ Date: _____

PLEASE SUBMIT THIS COMPLETED/SIGNED FORM TO YOUR CHILD'S KINDERGARTEN SCHOOL/TEACHER.

White: Kindergarten Teacher
Yellow: Parent/Legal Guardian
Pink: Preschool Center

Parents will bring the white copy to the school

Getting Ready for THE FIRST DAY

You've done all that you can to help your child get ready for kindergarten—congratulations! The following tips and advice will help ensure that your child's first day of kindergarten goes smoothly.

- Take advantage of opportunities for your child to become familiar with the school, meet his/her teacher, and visit the classroom.
- Explain what your child can expect to happen. Answer questions about kindergarten simply and honestly.
- Make sure your child understands how he/she will get to school, and what will happen when school is over. If riding a bus, make sure your kindergartener knows his/her bus number.

On that first day, be sure to take a picture of your child to remember this special day!

Children take cues from their parents. As you get ready for the first day, be calm, and let your child know that you are confident he/she will have a wonderful day.



TEN SKILLS

ent levels of
generally
d below.

Take time

The move from preschool/home to Kindergarten is one of the most important *transitions* a child will make.

About OUR school...



School Security

Remember—safety for all students is our priority!

- All visitors/volunteers must sign-in at the front office using your state issued driver's license or ID card. This is required in order to receive a badge to enter campus. You must have your ID at each visit.
- Students **CANNOT** be checked out after 1:45 PM due to dismissal procedures Monday – Thursday and 12:45 PM on Friday.
- BPS has collaborated with Brevard County Sherriff's Office and has a plan of action for every foreseeable circumstance. There will only be one point of entry at every school, and we have a Security Specialist assigned to our campus.



BPS Mobile App



Stay informed! App provides access to:

- Calendars
- Breakfast/Lunch Menus
- Peachjar
- Class Dojo
- FOCUS
- and so much more!

What Can Children Expect on the First Day of Kindergarten?



Harbor City Elementary

Typical Day in Kindergarten

M-TH - 8:00 AM - 2:30 PM F - 8:00 AM-1:15 PM

- 7:30 School Opens
- 7:30-7:50 Common area for students to gather before classroom doors open. Free Breakfast is served.
- 7:50 Classroom Doors Open. Unpack.
- 7:50-8:00 Morning Work/ Attendance. Be on time.
- 8:00-9:30 Reading Block (90 minutes) Integrated Science and Social Studies
- 9:30-10:00 Recess (30 a day)
- 10:00-10:30 Title I and Language Arts/Writing (varies)
- 10:35-11:05 Lunch (30 minutes and students will go by class)
- 11:05-11:40 Letter Fun/ Heggerty / Phonemic Awareness
- 11-40-12:20 Activity (Art, Music, P.E. and Media)
- 12:20-12:30 Snack Time/Brain Break
- 12:30-1:30 Math



- 1:30-2:00 Zearn/Math Centers/Classwork Finish Time

- 2:00-2:20 Pack Up and Dismissal Process Start

How to Prepare your child for Kindergarten



- **Let's face it: Kindergarten isn't what it used to be. (Expectations and Rigor)**
- **Help prepare your child in a variety of developmental areas to make the transition into kindergarten as smooth as possible.**
- **Just 15-20 minutes of playing and learning with your child can make a world of difference!**
- **Social/Emotional Development** : Encourage your child to persist in tasks when encountering a problem. When your child cannot find a solution on his own, encourage him to calmly ask for help.
- **Language Development** : Verbally give your child specific one-step and two-step directions and encourage him to follow through.
- **Cognitive Development** : Have your child help you sort items according to color, size, and shape
- **Physical Development (Gross & Fine Motor)** : Give your child plenty of opportunities for outdoor play: running, jumping, and climbing

Personal Skills

- The **BEST** thing you can do for us this summer is make sure your child is independent in:
 - Toileting skills
 - Zipping, buttoning own apparel, etc.
 - Tying shoes (or have them wear Velcro)
 - Able to use scissors (have them practice)



June 2023

Sunday	Monday	Tuesday	Wednesday	Thursday	Friday	Saturday
				1 Look at a calendar and help your child count the days until school starts.	2 Visit your public library. Find out about their summer reading program.	3 Talk with your child about the importance of sharing. This is an essential skill in school.
4 Help your child make a choice today. Making choices builds independence.	5 Say "please" and "thank you" often. Your child will too.	6 Encourage your young artist. Provide crayons, paint and paper and allow time to explore.	7 Ask your child to pick up toys at the end of play. Thank your child for helping.	8 Ask your child to tell you a story. Write it down and read it back.	9 Attend story time at a local library or bookstore.	10 Take a walk outside and count as many animals as you can find.
11 Bake cookies with your child and count the number of cookies you make or eat.	12 Read-aloud tip: Find a picture book without words and ask your child to tell the story based on what he or she sees.	13 Have your child practice saying his or her first and last name.	14 Take a walk around your house and find as many different shapes as possible.	15 Encourage your child to wash his or her hands all by him- or herself.	16 Practice taking turns by playing a game with your child.	17 Brevard County has 72 miles of beaches. Visit the beach, collect shells, and help your child sort them at home.
18 Help your child practice writing his or her name. Tip: Write his or her name in highlighter and let your child trace over it.	19 Talk to your child about the fun things you did when you were in kindergarten.	20 Listening is so important in school. Practice by playing Simon Says with your child.	21 Take time to play outside. Practice throwing and catching a ball.	22 Put on some music and dance with your child.	23 Read nursery rhymes with your child. Help them find rhyming words.	24 As you do laundry, have your child help you sort and count. (Sort by color, size, object etc.)
25 Imagination is so important! Help your child build a fort out of blankets and sheets.	26 Read-aloud tip: Prior to reading the book to your child, have them look at the pictures and predict what they think the story will be about.	27 Take a walk outside and point out living and non-living things.	28 When the sun has set, step outside and count as many stars as you can.	29 Did you know that Brevard County has 108 parks? Visit one near your house.	30 Take a look at a map. Have your child point out three things they see.	

July 2023

Sunday	Monday	Tuesday	Wednesday	Thursday	Friday	Saturday
						1 At snack time, have your child count his or her snack prior to eating it.
2 Take a trip to the public library and have your child pick out his or her own book.	3 As you are driving, have your child point out letters and numbers that they see on signs and license plates.	4 Happy Fourth of July! Talk to your child about independence and why we celebrate this special day.	5 Practice having your child say his or her name, and phone number.	6 Use safety scissors and old magazines to help your child make a collage of things they love to do.	7 Encourage your child to dress him- or herself.	8 Practice taking turns by playing a game with your child. If your child loses, use this time to talk about not always winning.
9 Time yourself. See how many things you can do in one minute.	10 Hopping Day! Try hopscotch or jumping rope.	11 Help your child measure how tall he or she is. Let them help you measure how tall you are. Talk about how your heights are different.	12 Let your child help you set the table for dinner.	13 Practice taking turns by playing Tic-Tac-Toe.	14 Sing <i>Head, Shoulders, Knees and Toes</i> with your child. Help them point to each body part as they sing.	15 Give your child sidewalk chalk and have them draw a picture.
16 Choose a piece of recycling and help your child make an instrument.	17 Paint with ice. Make colored ice cubes with food coloring. Allow your child to paint with the ice on paper.	18 Look for the first letter in your name today. See how many times you can find it.	19 Practice your school morning routine. Continue this each day to prepare for school.	20 Read-aloud tip: Prior to reading the book, help your child point out the cover, title and author.	21 It is almost time for school! Take time to drive past your child's new school to show them where they will go.	22 Name the colors of fruits while grocery shopping.
23 Let your child help	24	25	26	27	28 During bath time let your child use	29

Summer Learning Activities

Link to Kindergarten Enrollment page
<https://www.brevardschools.org/Page/16791>

Welcome to Harbor City Elementary

Take Home Bags and Dolphin Treat Boxes

- ABC Flash Cards
- Number Flash Cards 0-100
- Sight Words Flash Cards
- 10 Counters
- 2 Dice
- Dolphin Treat Boxes



Let's hear what our Kindergarteners

Think and Say and What a typical day
is like at
Harbor City Elementary!



Welcome to Harbor City Elementary!

Kindergarten students will begin school on Tuesday, August 15, 2023.

Harbor City will give each parent/legal guardian an individual appointment on either August 10, 11, or 14. The purpose of this appointment is to:

- Learn more about your child's readiness for school
- Identify children who might need extra support in order to be successful in school activities
- Help the teacher plan instruction for your child

We look forward to working with your family
"To Serve Every Student with Excellence as the Standard".



Welcome to Harbor City Elementary

We appreciate your partnership and welcome
you to our school family.



School contact information:

Harbor City Elementary

1377 Sarno Road

Melbourne, FL 32935

321-254-5534

Fax 321-877-0989

www.brevardschools.org/HarborCityES

Thank you for being here!



“At the end of the day, the most overwhelming key to a child’s success is the positive involvement of parents.”

-Jane D. Hull

Questions



Time for a walk around our school



Let's go take a tour of
**Harbor City
Elementary!**

Mascot: Dolphin