




Jardín de infantes de destino 2024




Escuela Primaria Harbor City
Escuelas Públicas de Brevard
10 de abril de 2024

'Tu aventura te espera'

Bienvenidos a Escuela Primaria Harbor City

Hogar de los Delfines!



***Agradecemos su colaboración y le damos la
bienvenida a nuestra familia escolar.***

Orientación de Kindergarten

- **Bienvenida, Sra. Boyd**
- **Powerpoint Sra. Lanterman**
- **Equipo de Kindergarten de la Gira Escolar**



Empecemos

***Una bienvenida de nuestro superintendente adjunto
Tara Harris***



<https://youtu.be/EjsnPVhK9k>

¡Gracias por estar aquí!




“Al final del día, la clave más abrumadora para el éxito de un niño es la participación positiva de los padres”.

-Jane D. Hull



Escuelas Públicas de Brevard

La misión de las Escuelas Públicas de Brevard es Servir a cada estudiante con la excelencia como estándar.




NUESTRA meta para la primera infancia es:

Crear una transición significativa para las familias y establecer relaciones auténticas a medida que comienzan el viaje hacia el jardín de infantes.



Sobre nuestra escuela...





Misión de HCE: Nuestro propósito es crear un entorno seguro donde los estudiantes se sientan inspirados a ser aprendices de por vida y donde todos marquen la diferencia.

Visión de HCE: Estudiantes que se elevan; Profesores que van más allá.

Intervenciones y Apoyos Conductuales Positivos (PBIS, por sus siglas en inglés)

Escuela de Título 1

Tecnología 1:1

Oportunidades de Participación de los Padres (PTO)

Consejo Asesor Escolar (SAC)

Conozca a los maestros de jardín de infantes...



Sra. Arnold



Sra. Lambert



Sra. Scelzo

Tomemos un momento para conocer a algunos de nuestros empleados.

Media



Ms. Chauncy




Mr. Hubert



Dr. Camargo

PE



Mr. Doane

Music



Ms. Valentine

Title 1



Mr. Tingle

Literacy Coach



Mrs. Myer

Tomemos un momento para conocer a algunos de nuestros empleados.



Ms. Brooks



Mrs. Marsden




Ms. Wilcox



Mr. Owens




Ms. Kelly



Ms. George



Ms. Reynolds



Ms. Brown

Seguridad Escolar

Recuerde: ¡la seguridad de todos los estudiantes es nuestra



- Todos los visitantes/voluntarios deben registrarse en la oficina principal utilizando su estado
- licencia de conducir o tarjeta de identificación emitida. Esto es necesario para recibir un
- credencial para ingresar al campus. Debes tener tu identificación en cada visita.
- Los estudiantes **NO PUEDEN** ser retirados después de la 1:45 p.m. debido a la salida
- De lunes a jueves y los viernes a las 12:45 p.m.
- BPS ha colaborado con la Oficina del Sheriff del Condado de Brevard y tiene un
- plan de acción para cada circunstancia previsible. Solo habrá uno
- punto de entrada en cada escuela, y tenemos un especialista en seguridad asignado
- a nuestro campus.

Aplicación móvil BPS



¡Mantente informado! Descargue la aplicación BPS para obtener actualizaciones e información.

La aplicación proporciona acceso a:

Calendarios

Menús de desayuno/almuerzo

CENTRO DE ATENCIÓN

¡Y mucho más!

Habilidades personales



- Lo MEJOR que puedes hacer por nosotros este verano
- es asegurarse de que su hijo sea independiente en:
 - • Habilidades para ir al baño
 - • Cierres de cremallera, abotonarse la ropa propia, etc.
 - • Atarse los zapatos (o hacer que usen velcro)
 - • Capaz de usar tijeras (haz que practiquen)

Cómo preparar a su hijo para el jardín de infantes

- *Desarrollo Social/Emocional :*
- *Anime a su hijo a persistir en las tareas cuando se encuentra con un problema. Cuando su el niño no puede encontrar una solución por sí mismo,*
- *Anímelo a pedir ayuda con calma.*
- *Desarrollo del lenguaje:*
- *Dé verbalmente a su hijo un paso específico*
- *instrucciones de dos pasos y animarlo a seguir a través de.*
- *Desarrollo cognitivo:*
- *Pídale a su hijo que lo ayude a clasificar los artículos de acuerdo con*
- *color, tamaño y forma.*
- *Desarrollo Físico (Motricidad Gruesa y Fina):*
- *Dele a su hijo muchas oportunidades para jugar al aire libre.*

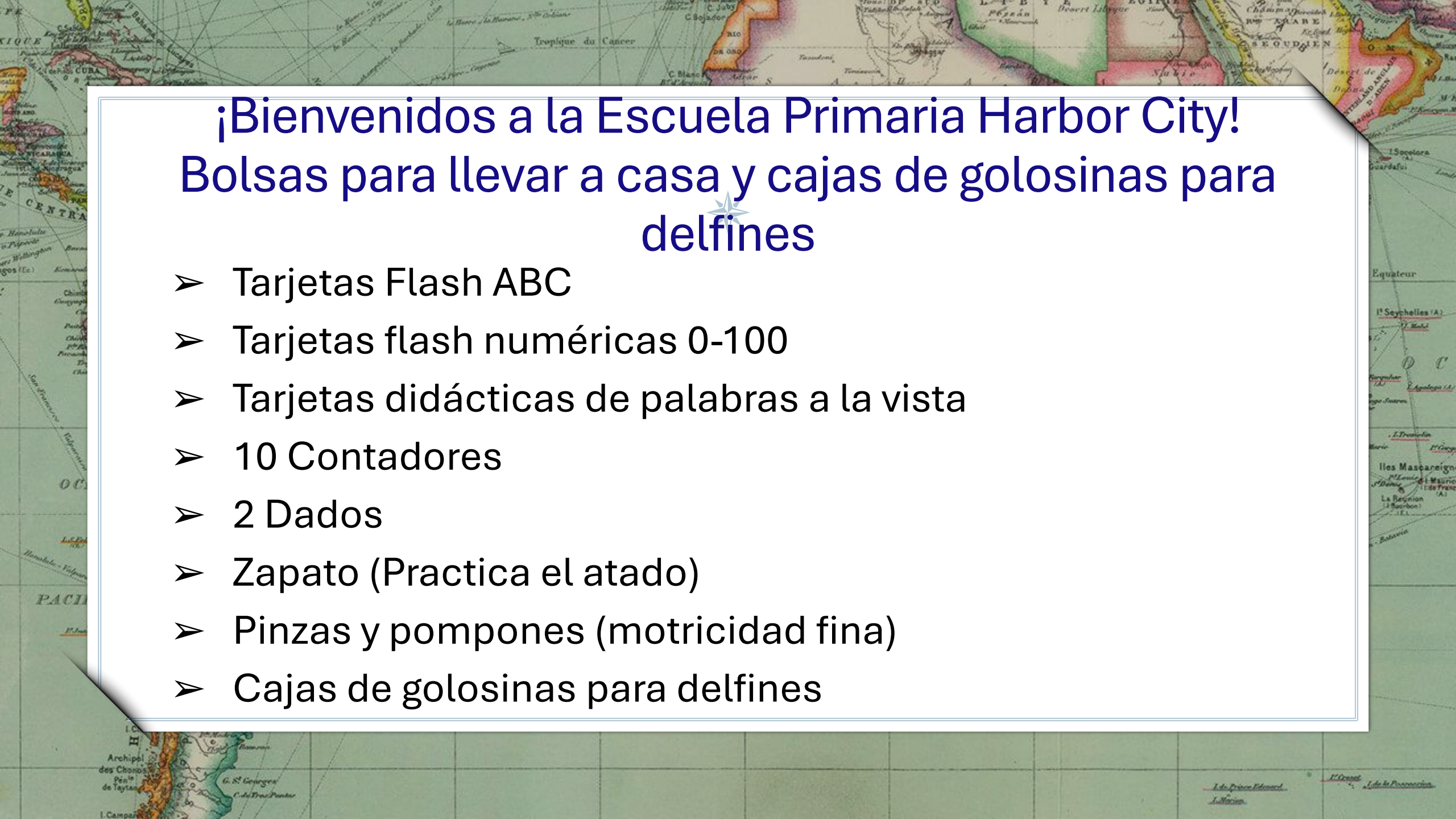


Seamos realistas: el jardín de infantes ya no es lo que solía ser. (Expectativas y Rigor)

- **Ayude a preparar a su hijo en una variedad de áreas de desarrollo para**

La transición al jardín de infantes es tan suave como sea posible.

- **Solo 15-20 minutos de juego y ¡Aprender con su hijo puede marcar una gran diferencia!**



¡Bienvenidos a la Escuela Primaria Harbor City!

Bolsas para llevar a casa y cajas de golosinas para delfines

- Tarjetas Flash ABC
- Tarjetas flash numéricas 0-100
- Tarjetas didácticas de palabras a la vista
- 10 Contadores
- 2 Dados
- Zapato (Practica el atado)
- Pinzas y pompones (motricidad fina)
- Cajas de golosinas para delfines

Bienvenidos a la Escuela Primaria Harbor City Jardín de infantes!



- Los estudiantes de kindergarten comenzarán la escuela el martes 15 de agosto de 2024.
- Harbor City le dará a cada padre/tutor legal una cita individual el 12, 13 o 14 de agosto.
- El propósito de este nombramiento es:
- Obtenga más información sobre la preparación de su hijo para la escuela.
- Identifique a los niños que podrían necesitar apoyo adicional para tener éxito en las actividades escolares.
- Ayude al maestro a planificar la instrucción para su hijo.
- Esperamos poder trabajar con su familia
- "Servir a cada estudiante con la excelencia como estándar".

Un día típico en el jardín de infantes
DE LUNES A JUEVES - 8:00 AM - 2:30 PM F - 8:00 AM-1:15 PM

- **7:30 La escuela abre para desayuno gratis** ✨
- **7:30-7:45 Área común para que los estudiantes se reúnan antes de que se abran las puertas del aula**
- **7:45 Las puertas de las aulas se abren y se desempacan**
- **7:45-8:00 Trabajo matutino / Asistencia. Llegar a tiempo.**
- **8:00-8:10 Reunión matutina**
- **8:10-8:50 Lectores magnéticos (fonética)**
- **8:50-9:30 Actividad (Arte, Medios de Comunicación, Música y Educación Física)**
- **9:30-10:00 WTI (Caminata a la intervención)**
- **10:00-11:35 Bloque de lectura (90 minutos) Ciencias Integradas y Estudios Sociales**
- **11:35-12:05 Almuerzo (30 minutos/alumnos por clase)**
- **12:05-12:35 Receso**
- **12:35-2:05 Matemáticas**
- **2:05- 2:20 Centros de Desarrollo**
- **2:20-2:30 Empaque y comienza el proceso de despido**
- **Horario actual de kindergarten para el año escolar 2023-2024**



Una transición sin problemas entre el preescolar y el kindergarten es clave para el ajuste social de un niño y su éxito educativo futuro.

Cuando las transiciones son efectivas, proporcionan los apoyos que los niños necesitan para hacer estos ajustes.

Cuando los niños hacen transiciones exitosas, ellos:

Disfruta de la escuela y espera con ansias ir.

Mostrar un crecimiento constante en habilidades académicas y sociales..

Tener familias que participen más activamente en su aprendizaje.

Getting Ready for THE FIRST DAY

You've done all that you can to help your child get ready for kindergarten—congratulations! The following tips and advice will help ensure that your child's first day of kindergarten goes smoothly.

- Take advantage of opportunities for your child to become familiar with the school, meet his/her teacher, and visit the classroom.
- Explain what your child can expect to happen. Answer questions about kindergarten simply and honestly.
- Make sure your child understands how he/she will get to school, and what will happen when school is over. If riding a bus, make sure your kindergartener knows his/her bus number.

On that first day, be sure to take a picture of your child to remember this special day!

Children take cues from their parents. As you get ready for the first day, be calm, and let your child know that you are confident he/she will have a wonderful day.



TEN SKILLS

ent levels of
generally
d below.

Take time

El cambio del preescolar/hogar al jardín de infantes es una de las transiciones más importantes que hará un niño.



The School Board of Brevard County, Florida
Preschool-Kindergarten Transition Form



Legal Name of Student: _____
 Birthdate: _____ Last _____ First _____ Middle Initial _____ Likes to be called _____
 Gender: Male _____ Female _____ Preschool Center: _____
 Teacher: _____ Director: _____
 Email: _____ Phone Number: _____
 Attendance: Regular _____ Irregular _____ Program Type: VPK _____ SR _____ Private Preschool _____

Florida's Assessment of Student Thinking (F.A.S.T.) – Star Early Literacy

The Star Early Literacy® assessment is aligned with the Florida Early Learning and Developmental Standards for 4-year-olds. This year, your child took Renaissance Star Early Literacy® to gauge their performance on early literacy and numeracy skills as part of Florida's Assessment of Student Thinking (FAST) using Star Early Literacy. The subdomains include alphabetical principle, concept of word, visual discrimination, phonemic awareness, phonics, vocabulary, and early numeracy.

| Assessment Period District Calendar | Assessment Period | | |
|---|-------------------|----|----|
| | SS | GE | PR |
| PM 1 – First 30 program days of VPK | | | |
| PM 2 – 40% of program hours & less than 60% | | | |
| PM 3 – Last 30 program days of VPK | | | |

SS = Scaled Score
GE = Grade Equivalent
PR = Percentile Rank

*Access the STAR Growth Report for this student data

To learn more about age-appropriate activities to support your child's learning at home this summer, use the First Teacher: A Parent's Guide to Growing and Learning 4-Year-Olds.
https://www.floridaearlylearning.com/Content/Uploads/floridaearlylearning.com/files/4%20Year%20Old%20Book_ADA.pdf.

Strategies that work to support learning: _____

REQUIRED PARENT/LEGAL GUARDIAN CONSENT:

I give permission for the information on this form (and any signed attachments) to be shared with my child's elementary school and kindergarten teacher to help facilitate a successful transition from preschool to kindergarten.

Home Language _____ Individual Education Plan (IEP): Yes _____ No _____

School of attendance for Kindergarten: _____

Parent/Legal Guardian Signature: _____ Date: _____

PLEASE SUBMIT THIS COMPLETED/SIGNED FORM TO YOUR CHILD'S KINDERGARTEN SCHOOL/TEACHER.

White: Kindergarten Teacher

Yellow: Parent/Legal Guardian

Pink: Preschool Center

Formularios de transición de Pre-K a K

Los padres traerán la copia blanca a la escuela

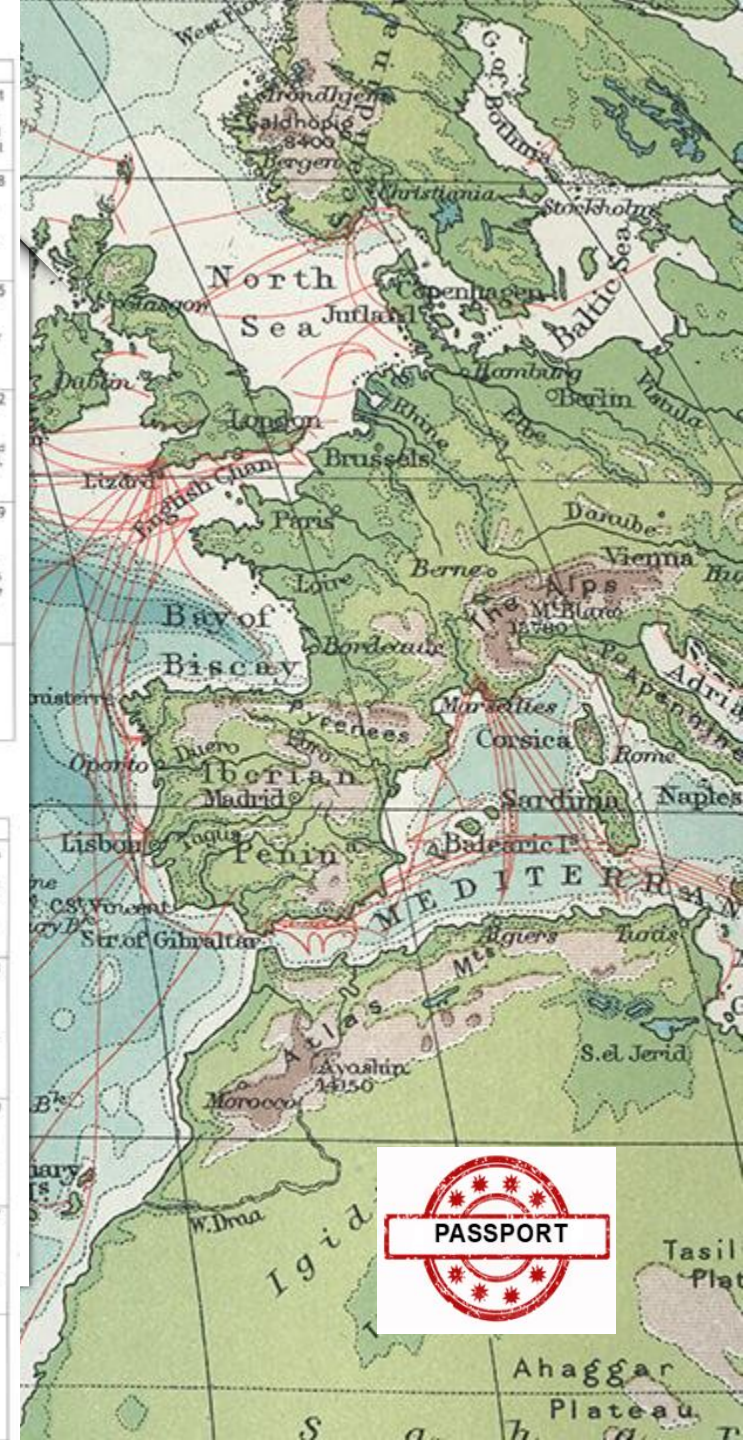
June 2024


| Sunday | Monday | Tuesday | Wednesday | Thursday | Friday | Saturday |
|--|--|--|--|---|---|--|
| 1 Brevard Public Schools | | | | | | 1 Look at a calendar and help your child count the days until school starts. |
| 2 Visit your public library. Find out about their summer reading program. | 3 Talk with your child about the importance of sharing. This is an essential skill in school. | 4 Help your child make a choice today. Making choices builds independence. | 5 Say "please" and "thank you" often. Your child will too. | 6 Encourage your young artist. Provide crayons, paint and paper and allow time to explore. | 7 Ask your child to pick up toys at the end of play. Thank your child for helping. | 8 Ask your child to tell you a story. Write it down and read it back. |
| 9 Attend story time at a local library or | 10 Take a walk outside and count as many animals as you see. | 11 Bake cookies with your child and count the number of cookies you make or eat. | 12 Read-aloud tip: Find a picture book without words and ask your child to tell the story based on what he or she sees. | 13 Have your child practice saying his or her first and last name. | 14 Take a walk around your house and find as many different shapes as possible. | 15 Encourage your child to wash his or her hands all by him- or herself. |
| 16 To your child or writing his or her name. Tip: Write in lighter and let child trace over it. | 17 Talk to your child about the fun things you did when you were in kindergarten. | 18 Talk to your child about the fun things you did when you were in kindergarten. | 19 Talk to your child about the fun things you did when you were in kindergarten. | 20 Talk to your child about the fun things you did when you were in kindergarten. | 21 Take time to play outside. Practice throwing and catching a ball. | 22 Put on some music and dance with your child. |
| 23 Imagination is so important! Help your child build a suitcase of blankets and sheets. | 24 Read-aloud tip: Prior to reading the book to your child, have them look at the pictures and predict what they think the story will be about. | 25 Read-aloud tip: Prior to reading the book to your child, have them look at the pictures and predict what they think the story will be about. | 26 Read-aloud tip: Prior to reading the book to your child, have them look at the pictures and predict what they think the story will be about. | 27 Take a walk outside and point out living and non-living things. | 28 When the sun has set, step outside and count as many stars as you can. | 29 Did you know that Brevard County has 108 parks? Visit one near your house. |
| | | | | | | |

July 2024

| Tuesday | Wednesday | Thursday | Friday | Saturday |
|---|---|--|---|---|
| 2 Take a trip to the library and have your child pick out his or her own book. | 3 As you are driving, have your child point out letters and numbers that they see on signs and license plates. | 4 Happy Fourth of July! Talk to your child about independence and why we celebrate this special day. | 5 Practice having your child say his or her name, and phone number. | 6 Use safety scissors and old magazines to help your child make a collage of things they love to do. |
| 7 Practice counting to 10 yourself. See how many things you can do in one minute. | 8 Hopping Day! Try hopscotch or jumping rope. | 9 Help your child measure how tall he or she is. Let them help you measure how tall you are. Talk about how your heights are different. | 10 Let your child help you set the table for dinner. | 11 Practice taking turns by playing Tic-Tac-Toe. |
| 12 Use a piece of string and help your child make an instrument. | 13 Paint with ice. Make colored ice cubes with food coloring. Allow your child to paint with the ice on paper. | 14 Look for the first letter in your name today. See how many times you can find it. | 15 Practice your school morning routine. Continue this each day to prepare for school. | 16 Read-aloud tip: Prior to reading the book, help your child point out the cover, title and author. |
| 19 It is almost time for school! Take time to drive past your child's new school to show them where they will go. | 20 Name the colors of fruits while grocery shopping. | 21 Let your child help you prepare a meal. Have your child help measure, stir and set timers. | 22 Practice using buttons, zippers and tying shoelaces. | 23 School is close! Draw a picture of your family to show your teacher. |
| 24 During bath time let your child use different size plastic containers to measure water. Talk about more and less. | 25 Talk about what you are most excited about doing in kindergarten. | 26 Kindergarten is around the corner. Practice your morning goodbye routine. | 27 Practice using buttons, zippers and tying shoelaces. | 28 Sing the ABC song. |
| 28 Talk about what you are most excited about doing in kindergarten. | 29 Kindergarten is around the corner. Practice your morning goodbye routine. | 30 Kindergarten is around the corner. Practice your morning goodbye routine. | 31 Practice using buttons, zippers and tying shoelaces. | 31 Sing the ABC song. |

Actividades de aprendizaje de verano





Harbor City Elementary

Harbor City Elementary



¿Qué pueden esperar los niños el primer día de jardín de infantes?



Información de contacto de la escuela:



Escuela Primaria Harbor City

1377 Sarno Rd

Melbourne, FL 32935

321-254-5534

www.brevardschools.org/HarborCityES

Sra. Christine Boyd, Directora

Sra. Tami Lanterman, Subdirectora

Preguntas frecuentes



¡Que comience la aventura!

¡Es hora de dar un paseo por la escuela!

