

# Brevard County Wellness Policy & Procedures



## *Fueling the Mind and Body*

Creating a school environment that promotes and protects health, well-being and ability to learn by supporting healthy eating & physical activity.

# **Wellness Policy**

## Brevard County (Florida) Bylaws & Policies

---

### **1315 - STUDENT AND STAFF WELLNESS**

The School Board of Brevard County, Florida (hereinafter "Board") is committed to providing a healthy school and work environment that promotes and protects the health and well-being of students and staff. The educational setting provides students and staff with the ability to learn and succeed by embracing wellness, good nutrition, and regular physical activity as part of the total learning environment.

The Superintendent will direct the School Health Advisory Committee (SHAC) to monitor and review the District-wide wellness programs and related procedures. These address the following areas:

- A. goals for nutrition education;
- B. goals for physical activity;
- C. goals for other school-based activities designed to promote student wellness;
- D. nutrition procedures for all foods available on school campuses during the school day;
- E. assurances that the procedures for reimbursable school meals are not less restrictive than Federal requirements;
- F. goals for staff activities designed to promote wellness; and
- G. plans for measuring progress of the goals and procedures.

The Board recognizes the importance of a healthy school environment that encompasses nutrition education, food served in schools, and physical activity. The Board also recognizes that promoting a healthy lifestyle for both students and staff will positively impact productivity and achievement of the District's mission, vision, and strategic plan objectives.

42 U.S.C. 1751 et seq.

42 U.S.C. 1771 et seq.

F.S. 1001.41, 1001.42, 1001.43, 1006.06, 1006.0605, 1006.0606

F.A.C. 6A-7.0411

Adopted 2/28/06

# **Wellness Procedures**

## Administrative Procedures

---

### **1315, 3315, 4315, 5315 – STUDENT AND STAFF WELLNESS PROCEDURES**

The School Board of Brevard County, Florida is committed to provide a healthy school and work environment that promotes and protects the health and well-being of our students and staff. The educational setting provides students and staff the ability to learn and succeed by embracing wellness, good nutrition, and regular physical activity as part of the total learning environment. To that end, the District shall include but not be limited to the activities in the following areas:

#### **I. Nutrition**

Nutrition is the study of food as it relates to the relationship between diet and states of health and disease. Absence of adequate nutrients can cause certain diseases to take hold that can potentially result in death.

Good nutrition is vital to good health and is essential for the healthy growth and development of children and adolescents. Healthful diets help children grow, develop, and do well in school. They enable people of all ages to work productively and feel their best. To maintain health, a balance between the energy taken in from food along with the energy expended from physical activity throughout the course of daily life must be achieved. Excess food intake along with physical inactivity leads to weight gain, obesity and can lead to various medical conditions such as diabetes, cardiovascular disease, cancer, joint problems and premature death.

#### **Nutrition Education:**

- Operate the school cafeteria as a “learning laboratory” to allow students to apply critical thinking skills taught in the classroom.
- Utilize a Nutrition Educator/Nutritionist whose responsibilities will be to:
  - Provide nutrition education and consultation to school community groups, PTO groups, school advisory groups, and other school-based groups.
  - Establish Student Wellness Advisory Councils (SWAC’s).
  - Offer nutrition education in the classroom and throughout the District.
  - Implement Coordinated Approach to Child Health (CATCH).
  - Engage students in OrganWise Guys Curriculum, which is a science-based elementary nutrition and physical activity program.
  - Act as liaison for “National School Lunch Week”, “Florida School Breakfast Week” and “Team Nutrition” activities.
  - Develop promotions to increase fruit, vegetable, dairy consumption, whole grains, and other nutritionally sound options.
  - Provide students with the opportunity to taste and learn about fresh produce through the Fresh Fruit and Vegetable Program.

- Offer nutritional content on the District web site for all foods served so every student and parent may have access to the nutritional content of food and beverages sold at breakfast and lunch.
- Implement staff wellness classes regarding nutrition education for teachers, administrators and support staff.
- Integrate nutrition education into other areas of the curriculum such as math, science, health, physical education, language arts, and social studies.
- Provide professional development opportunities to staff that are responsible for nutrition education.
- Share information with families, staff and the broader community to affect the health of both students and community members.
- Supply information to families and staff that encourages them to teach their children about health and nutrition in making healthier food choices and providing nutritious meals for their families.
- **Display nutrition education posters, nutritional information and wellness messages in the cafeteria.**
- **Encourage schools to plant a garden to integrate academic disciplines and create opportunities for children to discover fresh food.**

#### **Nutrition Guidelines:**

- Accept the approved School Board Nutrition Standards. The nutrition standards address all a la carte foods and beverages served and/or sold on campuses during the school day. (attachment 1)
- **Meet the Alliance for Healthier Generation Guidelines for all snacks served in snack vending machines in the high schools.**
- **Prohibit student access to snack vending machines in the elementary, middle and Jr./Sr. high schools.**
- Meet the United States Department of Agriculture (USDA) Nutrition Standards for all National School Lunch and Breakfast program meals.
- Utilize three colored symbols on the menu calendar to help teach children about food and nutrition.
- Post nutritional information for all food items served in the breakfast and lunch program on the District's web site. Food items are color-coded utilizing the three colors on the menu calendar.
- **Educate students to select healthy choices by displaying the three color-coded symbols on the serving line.**
- Work toward elimination of carbonated beverages sold during the school day and served in School Age Child Care programs. Replace carbonated beverages with bottled water, flavored water, 100% juice, and low fat milk.
- Raise nutritional awareness by emphasizing the consumption of fresh fruits, vegetables, and whole grains.
- Offer foods and beverages in serving sizes appropriate to grade level.
- Assure the foods or beverages advertised in the areas accessible to students during meal times are consistent with established nutrition environment standards.
- Reinforce the importance of healthy snack choices in the classroom and School Age Child Care programs.

- Encourage healthy choices and portion control in classroom celebrations, especially in elementary schools. Offer parents and families guidance related to foods that are appropriate for such celebrations. (attachment 2)
- Promote fundraisers that include the sale of non-food and nutritious food items and/or physical activity events that generates positive health habits. (attachment 3)

**Food and Nutrition Operations:**

- Assure the child nutrition program will be financially self-supporting and that profit generation will not take precedence over nutritional needs of the students. If child nutrition funds need to be subsidized, it will not come from the sale of foods or beverages that have minimal nutritional value.
- Ensure all students have affordable access to the varied and nutritious foods they need to stay healthy.
- Strive to increase participation in the available federal Child Nutrition programs (i.e. school lunch, school breakfast, and summer foodservice programs).
- Provide the necessary trainings and professional development to cafeteria staff and School Age Child Care staff.
- Continue to allow the Food and Nutrition staff to make decisions and policies that positively affect school nutrition environment.
- Appoint a registered dietitian to serve as member of School Health Advisory Committee (SHAC) and act as an advisor to the Coordinated School Health Programs in each school.
- Coordinate a comprehensive outreach, promotion, and pricing plan to ensure maximum participation in the school meal program, and ensure that all eligible children qualify and receive free and reduced price meals.
- Ensure students eligible to receive free and reduced price meals will not be treated differently from other students or easily identified by their peers.
- Recommend all foods available (outside the meal period) on campus are from a licensed kitchen that complies with the state and local food safety and sanitation regulations, Hazard Analysis and Critical Control Points (HACCP) plans and guidelines required to prevent food illness in schools.
- Limit access to the food service operations to Child Nutrition staff and authorized personnel.

**Food Environment:**

- Ensure a minimum time for eating, once the student is seated, of 10 minutes for breakfast and 20 minutes for lunch.
- Assure dining areas are attractive and include enough seating to accommodate all students who would like to sit and eat lunch, as well as enough serving areas to minimize student wait time in line.
- Do not use food as a reward or a punishment for student behaviors. (attachment 4)
- Encourage students and staff to start each day with a healthy breakfast since those who come to school or work hungry may find it difficult to stay alert and learn.
- Limit access of meals from commercial establishments that lack nutritional integrity as defined by the USDA Nutrition Standards.

## II. Physical Activity

A comprehensive physical activity program encompasses a variety of opportunities for students to be physically active. The focus is on physical education, but also includes academic integration, physical activity breaks, and before and after school physical activity programs.

### **Physical Education:**

Based on sequence of learning, physical education should not be compared to or confused with other physical activity experiences such as recess, intramurals, or recreational endeavors. Physical education courses and curriculum comply with the Next Generation Sunshine State Standards and offer the best opportunity to provide physical activity to all children. Physical education teachers assess student knowledge, motor and social skills, and provide instruction in a safe, supportive environment. Physical education programs incorporate best practices including health concepts, developmentally appropriate physical skills, the instruction of individual activities as well as cooperative and competitive games to encourage life-long physical activity. It is highly recommended that:

- State-certified physical education instructors teach all physical education classes.
- Adequate equipment is provided so each student has the opportunity to participate in physical education during the time allotted.
- Physical activity opportunities are incorporated throughout academic assignments.
- Physical activity (e.g. running laps, push-ups) or withholding opportunities for physical activity (e.g. recess, physical education) as punishment is not permitted.
- Principals meet the **state mandate for elementary schools** of achieving the National Association for Sport and Physical Education (NASPE) recommendation of 150 minutes per week for elementary school students and the **state recommendation** of 225 minutes per week recommended for secondary school students.
- Principals strive to meet the goal of teacher/student ratio in physical education classes of no greater than 1:25 (elementary) and 1:30 (secondary) for safe and optimal instruction.
- Families are provided with information that will educate and motivate them to incorporate health concepts and physical activity into their children/family lives via **their child's** individualized FitnessGram, district and school website, school marquis, brochures, newsletters/flyers, press releases, and/or television productions.

### **Physical Activity Opportunities During the School Day:**

- Integrate physical activity across the curricula (classroom-based movement) and throughout the school day to enrich academic subjects (e.g. Science, Math, Social Studies, and Language Arts).
- Allot time for physical activity consistent with research recommendations at the national and state levels. Children need opportunities for physical activity lasting 15 minutes or more approximately every two hours. <sup>1</sup>



- Recommend a daily recess period of 15 minutes at the elementary level. When possible, plan recess before lunch to increase food consumed, reduce food waste and improve cafeteria behavior.<sup>2</sup>
- Encourage whole school physical activity. For example, during announcements via television broadcast incorporate 5 to 10 minute physical activity sessions (Brain Gym/warm ups/**JAMmin' Minute**) in classrooms and/or during transitions between different lessons.<sup>3</sup>

#### **Physical Activity Opportunities Before and After School:**

- Provide a physical and social environment that encourages healthy, safe and enjoyable activities for all students.
- Encourage staff, families and community members to institute programs that support physical activity.<sup>4</sup>
- Promote indoor and outdoor play that uses gross motor skills in School Age Child Care before and after care programs.
- Work with local municipalities, county government and law enforcement departments to make it safer and easier for students to walk, bike and drive to school.
- Promote physical activity clubs such as, fitness, (Dance Dance Revolution), walking or running clubs, intramurals, dance (GeoFitness); motor development programs (*S.M.I.L.E. Lab*, Action-Based Lab), or sport development clubs, and enrichment opportunities such as taekwondo, soccer, tennis, golf and cheerleading offered in School Age Child Care after care programs.
- Encourage the development of Family Wellness Nights to teach and promote physical activity and wellness.
- Collaborate with local recreational departments and youth fitness programs to promote participation in lifelong physical activities.
- **Insure that all children receive at least 60 minutes of physical activity every day.**

### **III. Other School-based Activities**

#### **Health Education and Life Skills:**

Healthy living skills will be taught as part of the regular instructional program consistent with the Health Education Next Generation Sunshine State Standards (K-8 Health Curriculum Guide and Health Opportunities through Physical Education (H.O.P.E.) and National Health Education Standards. Students shall be provided the opportunity to understand and practice concepts related to health promotion and disease prevention.

- Provide for an interdisciplinary, sequential, skill-based health education program, Pre-K through 12, based upon state standards and benchmarks.
- Offer access to valid and useful health information and health promotion products and services.
- Supply students the opportunity to practice behaviors that enhance health and/or reduce health risks.

- Encourage students to interact with family members on assignments and projects.
- Teach communication skills, goal setting and decision making skills that enhance personal, family and community relationships.
- Provide all who teach health education appropriate professional development to promote lifelong health nutrition and physical activity.

**Healthy and Safe Environment:**

A healthy and safe environment for all, before, during and after school helps to support academic success. Safer schools and communities help to promote and influence healthier students and citizens. Healthier students have greater academic success and make a greater contribution to their community.<sup>5</sup>

- Assure school buildings, grounds, structures, buses and equipment meet all current health and safety standards (including environmental air quality) and are kept clean, safe and in good repair.
- Provide an environment free from tobacco, alcohol and other drugs in schools, on school grounds, vehicles, district offices and at all school related activities.
- Educate students and staff on personal safety and violence and substance abuse prevention.
- Educate students, staff, parents, volunteers and visitors on the anti-bullying/harassment/**teen dating violence and abuse policy**.
- Create an environment where students, parent/guardians and staff members are accepted, respected, and valued for their personal integrity.
- Educate and enforce a bullying/harassment free environment to address bullying/harassment and other forms of aggressive behavior.
- Provide a minimum of one Automated External Defibrillator (AED) per school and have two currently certified personnel in CPR/AED. It is highly suggested that signage will be posted at the main entrance of the school indicating that an AED is located on the premises.

**Health Services:**

A District sponsored healthcare services program shall offer education and services that also help to promote academic achievement and success. A broad scope of services will be delivered through qualified health care professionals to improve mental, physical and emotional health of both students and staff.

- Deliver health services under the supervision of a professional health services coordinator with the support and direction of the School Board and the Brevard County Health Department.
- Collaborate with other community agencies and resources to promote health and wellness for students, their families and staff.
- Utilize school nurses and other school health services to promote lifelong healthy nutrition and physical activity.
- Include health services activities such as school safety awareness, parenting skills, and other appropriate and relevant health services education topics. Delivery of services shall include at minimum: emergency health interventions, routine daily management of chronic health conditions that affect a student’s academic

performance, communicable disease prevention, student health screening to include Scoliosis, Body Mass Index (BMI), Vision and Hearing Screening and community health referrals as appropriate.

**Social and Emotional Well Being:**

Programs and services shall support and value the social and emotional well being of students, families and staff members with the intention of helping to build a healthy school environment.

- Establish a supportive and nurturing environment that includes school counseling services. These services encourage students, families and staff members to request assistance when needed and to help link them to school and community resources as appropriate.
- Provide students the opportunity to express thoughts and feelings in a responsible manner.
- Encourage students and staff to identify and respect the differences in others.
- Promote the development of skills that help students build positive interpersonal relationships.
- Encourage students and staff to balance work and recreation.
- Teach techniques to help students and staff effectively manage stressors that may interfere with their health.

**Staff Wellness:**

Each district worksite shall provide information about health and wellness resources and services to employees to assist with the identification of health and wellness issues that may be present.

- Comply with alcohol and tobacco free policies.
- Provide an accessible and productive worksite environment for all that is free from known physical dangers and emotional threats.
- Ensure a physically safe environment in accordance with all applicable occupational, health and safety laws, policies and rules.
- Encourage employees to engage in daily physical activity before or after work hours.
- Staff a Wellness Program department with a registered dietitian, registered nurse, manager and administrative secretary to implement and coordinate the district Wellness Program.
- Include the promotion of exercise, education, healthy habits, health screenings, and health risk assessment tools for all staff as part of the District Wellness Program.
- Continue the annual Wellness Challenge and other WINBrevard wellness activities to enhance a healthy lifestyle through education and incentives.
- Continue the annual professional development day devoted to Wellness.
- Evaluate needs of staff and deliver targeted programs.

**Family, School and Community Partnerships:**

Long-term effective partnerships among families, schools and local community partners benefit both schools and the local community. These partnerships help to improve both the planning and implementation of health promotion projects.

- Provide opportunities for School Advisory Councils (SAC), **other parent organizations** and the community at large to be included as participants with individual school and district wellness planning processes.
- Value the diversity of each school and the district as a whole in planning and implementing wellness activities.
- Develop and maintain community partnerships as resources for individual school and district programs, projects, activities and events.
- Support the engagement of students, families and staff members in community activities and events that encourage or promote health and wellness.

**Team Nutrition:**

Team Nutrition is an initiative of the USDA Food and Nutrition Service to support the Child Nutrition Programs through training and technical assistance for foodservice, nutrition education for children and their caregivers, and school and community support for healthy eating and physical activity. The goal of Team Nutrition is to improve children’s lifelong eating and physical activity habits by using the principles of the *Dietary Guidelines for Americans* and *MyPyramid*.<sup>6 7</sup>

- Enroll each school with the United States Department of Agriculture (USDA) as a Team Nutrition School.
- Assist elementary schools in participating in the USDA HealthierUS School Challenge, and other possible opportunities at the state and national level
- Encourage schools to start a community garden and teach life lessons in health and science classes.
- Utilize the Team Nutrition program and our Cafeteria Managers to encourage both staff and students to eat more fruits and vegetables.<sup>8</sup>

## V. Monitoring and Policy Review

Proper monitoring is an essential component in determining if a policy and its procedures are meeting the intended goals. It also provides valuable input to update and improve the process of meeting the intended objectives.

The superintendent or designee shall develop a summary report every three years on district-wide compliance with the district’s established wellness policy and procedures. This report will be provided to the School Board, principals, and school health services personnel in the district.

The superintendent shall direct the School Health Advisory Committee (SHAC) to monitor and review the district-wide Wellness Policy and related procedures. SHAC is an ongoing, established committee consisting of District staff, Brevard County Health Department, as well as, representatives from public and private sectors.

The SHAC shall:

- Monitor and review the activities, components and results of the District’s Wellness Procedures for students and staff.

- Utilize subcommittees based on the eight components of the Coordinated School Health Program (CSHP) model. Each of the eight subcommittee's chairperson will report at the quarterly district-level SHAC meetings.
- Assess annually policy compliance and progress to determine areas in need of improvement.
- Direct areas of concern to appropriate subcommittee for follow up.

In each school, the principal shall ensure compliance with the Wellness Policy through a CSHP committee. This committee will complete the school health assessment (as identified by SHAC) to include the eight components of the CSHP model as defined by the Centers for Disease Control (CDC).<sup>9</sup>

The CSHP committee shall:

Complete every three years a school assessment using the *School Health Index Self Assessment and Planning Guide (SHI)*.<sup>10</sup>

- Develop an annual plan at the beginning of each school year using the School Health Index findings. The annual plan should be written utilizing the eight components of the Coordinated School Health Program model as defined by the Centers for Disease Control.
- Assure implementation of the annual plan.
- Complete the "Wellness Policy/Procedures Compliance Checklist" provided by SHAC annually. (attachments 5 and 6)
- Forward results of the "Wellness Policy/Procedures Compliance Checklist" to SHAC for review (via the office of the Pre K-12 Resource Teacher for Health, Physical Education and Driver Education).
- Prepare an end-of-year summary report of the school's annual CSHP plan and submit to SHAC.

The Wellness Committee shall:

- Meet annually to review and update the Wellness Policy **and Procedures**.
- Continually review the "Wellness Policy/Procedures Compliance Checklist".
- Distribute checklist, tabulate results and provide summary to SHAC.

## Useful Resources:

- US Department of Agriculture Food Security Guidelines
- National Association of State Board of Education
- US Department of Agriculture Team Nutrition Program
- National Association for Sport and Physical Education (NASPE)  
[www.aahperd.org/NASPE/](http://www.aahperd.org/NASPE/)
- Connecticut State Department of Education, Bureau of Health and Nutrition Services and Child/Family/School Partnership
- Coordinated Approach To Child Health (CATCH) [www.catchtexas.org](http://www.catchtexas.org)
- Action for Healthy Kids [www.actionforhealthykids.org](http://www.actionforhealthykids.org)
- Substance Abuse and Mental Health (SAMH) [www.mentalhealth.samhsa.gov](http://www.mentalhealth.samhsa.gov)
- Center for Disease Control for Violence Prevention [www.cdc.gov/ncipc/dvp.htm](http://www.cdc.gov/ncipc/dvp.htm)
- **Center for Disease Control School Health Index (SHI):**  
<http://www.cdc.gov/HealthyYouth/SHI/index.htm>
- **Center for Disease Control and Prevention Physical Activity for Everyone**  
<http://cdc.gov/physicalactivity/everyone/guidelines/children.html>
- Passport 2 Play [www.passport2play.com](http://www.passport2play.com)
- Florida Physical Education Clearinghouse (DOE) [www.flpe.org](http://www.flpe.org)
- Farm To School [www.farmtoschool.org](http://www.farmtoschool.org)
- Center for Weight and Health [www.cnr.berkeley.edu/edu/cwh/activities/Tool\\_Kit\\_Food\\_Service.shtml](http://www.cnr.berkeley.edu/edu/cwh/activities/Tool_Kit_Food_Service.shtml)
- Alliance for a Healthier Generation: <http://www.healthiergeneration.org/>
- Organwiseguys: <http://www.organwiseguys.com>
- Brevard County Wellness Policy and Procedures: <http://foodservices.brevard.k12.fl.us/>
- **FNS Nutrition Education:** <http://foodservices.brevard.k12.fl.us/nutritioneducation.html>
- **Health Teacher:** <http://www.healthteacher.com/>

---

## References:

<sup>1</sup> The National Association for Sport and Physical Education recommends children ages 5 to 12 years be active for at least 60 minutes and up to several hours of physical activity per day for children 5 to 12 years of age.

<sup>2</sup> References: <http://www.montana.edu/cpa/news/nwview.php?article=1287>  
[http://www.eatsmart.org/client\\_images/recess\\_before\\_lunch\\_wa\\_final.pdf](http://www.eatsmart.org/client_images/recess_before_lunch_wa_final.pdf)

<sup>3</sup> Brain Gym, All Children Exercising Simultaneously (ACES), warm ups, Take Ten!, Mind and Body.

<sup>4</sup> *Team Nutrition, ActivityGram, America On The Move, Step Up, Florida!, PE Central's Log It, the Walking School Bus and/or the International Walk Your Child to School Day.*

---

<sup>5</sup> School Mental Health Project/Center for Mental Health in Schools, Department of Psychology, UCLA, Los Angeles, CA

<sup>6</sup> Dietary Guidelines for Americans – <http://www.healthierus.gov/dietaryguidelines/>

<sup>7</sup> MyPyramid – <http://www.mypyramid.gov/>

<sup>8</sup> Team Nutrition – <http://www.fns.usda.gov/tn/>

<sup>9</sup> <http://www.cdc.gov/healthyyouth/CSHP/index.htm#7>

<sup>10</sup> <http://www.cdc.gov/HealthyYouth/SHI/index.htm>

## Approved Nutrition Standards for Brevard County

Attachment 1

National School Lunch and Breakfast Program meals must meet nutrition standards set by the United States Department of Agriculture to qualify for federal reimbursement. The Brevard County Food and Nutrition Advisory Committee recommends that nutrition standards be applied to all foods and beverages served and/or sold in schools in order to encourage and develop healthy eating habits that will last a lifetime.

The Brevard County Food and Nutrition Advisory Committee recommends that the Superintendent adopts the following in order to create a healthy school environment:

- Accept the recommended nutrition standards that address all foods and beverages served and/or sold on campuses during the school day.
- Work toward the elimination of carbonated beverages served and/or sold during the school day
- Raise nutritional awareness by emphasizing the consumption of fresh fruits, vegetables and whole grains
- Offer foods and beverages in serving sizes appropriate to grade level
- Utilize child nutrition programs as a resource for nutrition education in the development of district wellness policies



## Approved Nutrition Standards for Brevard County

Attachment 1

<b>Elementary Schools (Schools with Grades 6 or lower)</b>		
<b>Issue</b>	<b>Standard</b>	<b>Rationale</b>
General Statement	Items sold a la carte are intended to supplement meals from school and/or from home, not to compete with the reimbursable meal. Limit sale to one or two items/child.	Children who buy the reimbursable meal receive more nutrients than those who purchase a la carte. Extras consumed may result in rejection of meal items and/or overeating.
Beverages	Beverages sold a la carte should not exceed 150 calories. Water, unflavored Fruit juices, vegetable juices and nectars must contain ≥50 % juice or ≥35% nectar or more with no added sugar Milk, any type, reduced fat No beverage larger than 12 oz, except water No Foods of Minimal Nutritional Value No artificial sweeteners that contain Aspartame or Saccharin	Beverages should not contain calories greater than a ½ pint serving of 2% flavored milk. Excessive fluid intake results in rejection of other foods that provide required nutrients. Fluid is essential to good health. Fruits and vegetables contain vitamins and minerals.
Snacks Desserts	Snacks and desserts sold a la carte: Should not exceed 200 calories. Exception: if served that day on a menu meeting nutrient standards or meal pattern for the grade group for the week. No Foods of Minimal Nutritional Value No artificial sweeteners that contain Aspartame or Saccharin	Snacks sold a la carte are intended to supplement a meal. There are variations in calorie requirements for individuals that justify the availability of items in conjunction with the meal. Extra calories can result in the rejection of meal items and/or overeating.


Approved Nutrition Standards for Brevard County

<b>Middle Schools (Schools with Grades 6-8)</b>		
<b>Issue</b>	<b>Standard</b>	<b>Rationale</b>
General Statement	<p>Items sold a la carte are intended to supplement meals from school and/or home, not to compete with the reimbursable meal</p> <p>In addition, at this grade level, limited items may be offered for those who choose not to participate in the meal programs.</p> <p>Any item served on the reimbursable meal menu may be offered a la carte in the same size serving as on the meal.</p>	<p>Children who buy the reimbursable meals receive more nutrients than those who purchase a la carte.</p> <p>Extras consumed may result in rejection of meal items and/or overeating.</p>
Beverages	<p>Beverages sold a la carte may not exceed 200 calories.</p> <p>Water, unflavored or flavored</p> <p>Fruit juices and nectars must contain <math>\geq 50\%</math> juice or <math>\geq 35\%</math> nectar or more with no added sugar</p> <p>Milk should be reduced fat</p> <p>Other beverages <math>\leq 25</math> gm added sugar per 12 oz.</p> <p>No Foods of Minimal Nutritional Value</p> <p>No beverage larger than 12 oz except water</p> <p>No artificial sweeteners that contain Aspartame or Saccharin</p>	<p>Standards for meals show an increase in caloric intake is approximately 20% between elementary school and middle school.</p> <p>Excessive fluid intake results in rejection of other foods that provide required nutrients.</p> <p>A la carte beverages are not intended to replace a meal.</p>
Snacks Desserts	<p>Snacks and desserts sold a la carte may not exceed 250 calories Exception: if served that day on a menu meeting nutrient standards or the meal pattern for the grade group for the week.</p> <p>No Foods of Minimal Nutritional Value</p> <p>No artificial sweeteners that contain Aspartame or Saccharin</p>	<p>Snacks sold a la carte are intended to supplement a meal. There are variations in calorie requirements for individuals that justify the availability of items in conjunction with the meal.</p> <p>Snacks are not intended to replace a meal.</p>
Entrees	<p>Entrees not on the menu that are offered for sale may not contain more than 500 calories.</p> <p><i>Menu planners are encouraged to increase meal entrée choices in an effort to increase participation in reimbursable meal programs and entice students away from purchasing a la carte.</i></p>	<p>The calorie nutrient standard for lunch for this group is 783 calories on average: more for active and male students and less for inactive and female students. An entrée is about half the calories in most meal.</p> <p>Items not offered on the reimbursable meal detract from meal sales, the best source for a healthy diet.</p>

# Approved Nutrition Standards for Brevard County

Attachment 1

<b>High Schools (Schools with Grades 9-12)</b>		
<b>Issue</b>	<b>Standard</b>	<b>Rationale</b>
General Statement	<p>Items sold a la carte are intended to supplement meals from school and/or home, not to compete with the reimbursable meal.</p> <p>In addition, at this grade level many alternatives to the meal may be offered.</p> <p>Items served on the reimbursable meal menu may be offered a la carte in the same size serving as on the meal.</p>	<p>Children who buy the reimbursable meal receive more nutrients than those who purchase a la carte</p>
Beverages	<p>Beverages sold a la carte may not exceed 275 calories.</p> <p>Water and flavored waters may be sold.</p> <p>Milk should be reduced fat</p> <p>No beverage shall be larger than 20 oz, excluding water</p> <p>No artificial sweeteners that contain Aspartame or Saccharin</p>	<p>Standards for meals show an increase in caloric intake is approximately 20% between middle school and high school.</p> <p>Excessive fluid intake results in rejection of other foods that provide required nutrients</p> <p>A la carte beverages are not intended to replace a meal.</p>
Snacks Desserts	<p>Snacks and desserts sold a la carte may not exceed 300 calories. Exception: if served that day on a menu meeting nutrient standards or meal pattern for the grade group for the week.</p> <p>No Foods of Minimal Nutritional Value</p> <p>No artificial sweeteners that contain Aspartame or Saccharin</p>	<p>Snacks sold a la carte are intended to supplement a meal.</p> <p>There are variations in calorie requirements that may justify the availability of items in conjunction with the meal.</p> <p>Snacks are not intended to replace a meal.</p>
Entrees	<p>Entrees not on the menu that are offered for sale may not contain more than 600 calories.</p> <p><i>Menu planners are encouraged to increase meal entrée choices in an effort to increase participation in reimbursable meal programs and entice students away from purchasing a la carte.</i></p>	<p>The calorie nutrient standard for lunch for this group is 867 calories on average: more for active and male students and less for inactive and female students. An entrée is about half the calories in most meal.</p> <p>Items not offered on the reimbursable meal detract from meal sales, the best source for a healthy diet.</p>



# HEALTHY SCHOOL CELEBRATIONS

**Let's Party!** From birthday parties to holiday celebrations, there are many celebrations in elementary schools. Along with the fun, usually comes food. Just one school party can include pizza, sugary juice drinks, chips, cake, and ice cream, *plus* a goodie bag with candy.

Offering so many treats so often can contribute to unhealthy eating habits. However, with a few easy changes, parents, teachers, and school administrators can shift the focus of school parties from unhealthy food to healthy fun.



## IDEAS FOR HEALTHIER CLASSROOM CELEBRATIONS

- ◆ Have a scavenger hunt for items or information in the classroom or around the school. Have children search for items related to the party theme.
- ◆ Provide "free choice" activity time at the end of the day.
- ◆ Provide extra recess time.
- ◆ Celebrate creatively by setting up craft stations and playing music in the background. Ask parents to provide the supplies such as clay, craft paper, pencils, markers, paints, and stickers.

For holiday craft ideas see:

<http://www.dltk-kids.com/crafts/holidays.html>

- ◆ Plan special party games.
- ◆ Have a dance party.
- ◆ Read a children's book related to the party theme.
- ◆ Allow children a trip to the treasure box (parents can supply it with small toys, books, note pads, paints, etc.).
- ◆ Allow students to pick a book of their choice and ask the principal or a parent to come in a read it.

For a list of children's holiday books visit:

<http://childrensbooks.about.com/od/holidays/Holidays.htm>

## SCHOOL WELLNESS POLICIES

Federal law requires every school district to have a local wellness policy. These policies must address nutrition education, physical activity, school meals, and all other foods and beverages available at school.

Check your school's local wellness policy to see if it addresses school celebrations. If it doesn't, join the school wellness committee and work to include healthy celebrations as a part of your school's local wellness policy.

Provide parents with healthy ideas for birthdays and other celebrations. List only healthy items on the class party sign-up sheet.

Experts recommend limiting celebrations that involve food to no more than one party per class per month, and that each party include no more than one junk food item (see [schoolwellnesspolicies.org](http://schoolwellnesspolicies.org) for a model policy).

*For more information visit*

*[http://www.cspinet.org/nutritionpolicy/policy\\_options\\_healthycelebrations.html](http://www.cspinet.org/nutritionpolicy/policy_options_healthycelebrations.html)*



# BIRTHDAY PARTIES!

Keep in mind that each student's birthday can mean multiple celebrations: one at home with family, a party with friends, and then another at school. Food need not be part of *school* parties. Instead, find ways to recognize the child, celebrate them, and make them feel special.

## Ways to celebrate a birthday & recognize a child on their special day:

- ◇ Make a sign, sash, crown, button, or badge for the birthday child
- ◇ Let the birthday child be the teacher's assistant for the day; they can do special tasks like make deliveries to the office or be the line leader
- ◇ Let the birthday child choose an activity or game
- ◇ Allow the student to pick a book and ask the principal or a parent to come and read it
- ◇ Play an indoor game of the student's choice

## HEALTHY PARTY SNACKS

Serve snacks with fun plates, napkins, cups, or straws or have a tasting party where children can vote for their favorite healthy snack.

Use cookie cutters to make sandwiches or fruit more interesting!

- ◇ Fruit Smoothies (see recipe)
- ◇ Trail mix (pretzels, dried fruit, whole grain low-sugar cereals, sunflower or sesame seeds, etc.) Parents can bring in the ingredients and kids could make their own
- ◇ Fruit Kabobs made with a variety of fruits
- ◇ Yogurt parfaits with non-fat or low-fat yogurt, low-fat granola and fruit
- ◇ Angel food cake topped with fresh fruit
- ◇ Light or low-fat popcorn
- ◇ Low-fat pudding
- ◇ Applesauce or other fruit cups
- ◇ Raw veggies served with low-fat dip like salad dressing or hummus
- ◇ Berries with low-fat whipped topping (Cool Whip)
- ◇ Bananas or strawberries & chocolate syrup as a dip
- ◇ Graham crackers with jam or apple butter
- ◇ Fresh apple slices with caramel or yogurt dip (see recipe)
- ◇ Have each parent bring in one type of fruit and kids can make their own fruit salad
- ◇ Raisins or dried fruit such as bananas, apples, peaches, apricots, plums, etc.
- ◇ Whole grain tortilla chips and salsa
- ◇ Whole grain crackers like Triscuits with reduced-fat cheese



## RECIPE

### FRUIT MUFFINS

\*Preheat oven to 400 degrees



In a small bowl sift together:

- 1 3/4 c whole wheat pastry flour
- 3/4 tsp. salt
- 1/4 c sugar
- 2 tsp. baking powder

In a large bowl:

- Beat 2 eggs
- Add 2 T vegetable oil
- plus 3/4 c skim milk

Combine liquid and dry ingredients together with a few swift strokes (don't over mix). Add 1/2 c mashed ripe banana *Or* 1/2 c chopped apple. Spray muffin tin with cooking spray oil and fill muffin cups 3/4 way full. Bake at 400 degrees for 20-25 minutes.

\*Recipe yields 1 dozen muffins

# HEALTHY HOLIDAYS

## September

SET THE RIGHT TONE FOR THIS YEAR'S PARTIES.  
KEEP IN MIND THESE HEALTHY PARTY TIPS:

1. Celebrate without food; shift the focus from food to fun.
2. Limit each party to include no more than one junk-food item.
3. Create a healthy snack list and have parents sign up to bring in an item from the list:  
see. [http://cspinet.org/new/pdf/school\\_snacks.pdf](http://cspinet.org/new/pdf/school_snacks.pdf)



## November

### THANKSGIVING

- Have students write or draw a picture about what they are thankful for and share it with the class.
- Create a garland of gratitude. Cut leaf shapes out of construction paper and then crinkle them up to create the lines in a leaf. Flatten them out and have children write what they are grateful for. Use a piece of string and tape the stem of the leaf over the string. Display garland in class.
- Do a service project as a class field trip.



### Healthy Party Snacks:

- Turkey roll ups
- Spread apple butter on whole grain english muffins or graham crackers
- Serve warm apple cider
- Pumpkin dip (see recipe below)

### PUMPKIN DIP

(from the Dannon Institute)

#### Mix the following ingredients:

- 3 T canned pumpkin
- 1 c low-fat vanilla yogurt
- 1 T orange juice concentrate (use 100% juice)
- ½ tsp. of cinnamon (optional)
- 1 T maple syrup (optional)

Dip in with graham crackers



## October

### HALLOWEEN

Kids will get plenty of candy trick-or-treating. Try to keep the focus on fun at school.

- Focus on the costumes! Have a parade or costume contest.
- Instead of candy, try small toys like: temporary tattoos, stickers, small plastic spiders or ghosts, spooky plastic rings or false teeth.
- Decorate pillowcases or bags for trick-or-treating.

### Healthy Party Snacks:

- Apple Cider
- Apples with caramel or yogurt dip
- Pumpkin dip and graham crackers (see recipe below)
- Roasted pumpkin seeds
- Snack cups of canned peaches or mandarin oranges (canned in juice or light syrup)
- Oranges, cantaloupe, tangerines, mangos or dried peaches
- Carrots with low-fat ranch dressing
- Use Halloween cookie cutters to make sandwiches or fruit look frightfully delicious!



## Dec/Jan



### WINTER HOLIDAYS

- Have students make holiday cards for nursing home residents or decorate pillow cases to give to a homeless shelter.
- Go caroling and sing for other classes or at a senior center.
- Decorate the classroom with a winter theme (snowflakes, snowmen or snow angels).
- Collect personal care products and prepare kits for a homeless shelter or take a service project field trip to visit a nursing home, homeless shelter, or a food bank.
- Make snow globes out of baby food jars and white glitter or plastic snow flakes. Fill with water until a half inch is left at the top (use a hot glue gun to seal the lid).

### Healthy Party Snacks:

- Hollow out red and green peppers and fill them with a dip like low-fat ranch, hummus or guacamole and serve with vegetables
- Make fruit kabobs and alternate red and green grapes or red/green apples
- Serve green beans, broccoli, and tomatoes with a low-fat dip

### TASTY TRAIL MIX


#### Mix the following ingredients:

- 1 c dried fruit
- 1/2 c raisins
- 1 c Wheat Chex cereal
- 1 c Cheerios
- 2 c of pretzel sticks

Serve in individual containers or let children scoop their own from a bowl

# HEALTHY HOLIDAYS

## February



### VALENTINE'S DAY

- Have students write down one positive comment about each classmate, e.g. you're a good friend, you have a nice smile, or you are fun, and pass them out.
- Create a Valentine's Day card holder. (Cut a paper plate in half, have children paint or color the plate and write their name on it. Use a hole punch to cut holes around the bottom curve of the plate. Stitch the two halves together with colorful ribbon or string. Make a handle with the string so children can hang them at their desk).

### Healthy Party Snacks:

- Have cherry tomatoes and red peppers served with hummus or ranch dressing
- Serve strawberries, raspberries, dried cranberries, red grapes, pomegranate, or apple slices
- Very-Berry pink smoothies (see smoothie recipe and use strawberries for the fruit)



## April/May

### SPRING PARTY

- Plan a nature walk to see plants re-awakening in the spring weather.
- Decorate plastic eggs with paints, glitter and stickers and put physical activity messages on the inside (e.g. hop on one leg 5 times OR do 6 jumping jacks). Have an egg hunt and kids can act on the messages.
- Decorate flower pots for parents and plant a flower or seed.
- Have parents donate plants that children can plant in the school yard or at a housing project, senior center or other community site.

### Healthy Party Snacks:

- Carrot muffins
- Carrots with hummus or a low-fat ranch dressing
- Berries with Cool Whip
- Fruit Smoothies (see recipe below)

#### BASIC SMOOTHIE

Ingredients:

½ to 1 c fresh or frozen fruit

1 c plain non-fat yogurt

½ c fruit juice

About 4 ice cubes or use frozen fruit and skip the ice

Directions: Combine all ingredients in a blender and process on high until ice is crushed and the mixture is smooth and creamy

## March



### ST. PATRICK'S DAY

- Teach an Irish step dance.
- Decorate the room with shamrocks made from construction paper.
- Plan a St. Paddy's day scavenger hunt that leads to a pot of gold filled with treasures, such as markers, pens, pencils, erasers, etc.
- Read about Irish history or a story about St. Patrick.

### Healthy Party Snacks:

#### Make It a "Green" Day

- Serve kiwi (cut in half and serve with a spoon)
- Have cucumbers, celery sticks, broccoli, sugar snap peas, green beans, or green peppers with hummus or a low-fat dressing like ranch or thousand island
- Serve whole grain tortilla chips with guacamole
- Try edamame (pronounced "eh-dah-MAH-may"). It is fun to eat and easy to serve



## June

With the end of school comes numerous celebrations. Keep the focus away from food and plan activities to highlight the end of the school year and the coming of summer.

- Fresh produce is easier to come by in summer. Talk about fruits from around the world and discuss where they originated.
  - Have a tasting party with star fruit, papaya, mango, kiwi, guava, and/or pineapple.
- Visit a local farm, garden or orchard to learn about fruits and vegetables that grow in your area.
- Have children make a collage or write a story about what they plan to do over the summer.
- Have students write stories or put together items that remind them of the past school year and take them home.
- Plan an outdoor game/activity to enjoy the warmer weather.

#### FRUIT DIP

Ingredients:

½ c vanilla low-fat yogurt

1 tsp. honey

¼ tsp. cinnamon

¼ tsp. nutmeg

Directions: Mix ingredients together until blended.

Serve with your favorite fruits!



# Healthy Fundraising


## Promoting a Healthy School Environment



Candy, baked goods, soda and other foods with little nutritional value are commonly used for fundraising at school. Schools may make easy money selling these foods, but students pay the price. An environment that constantly provides children with sweets promotes unhealthy habits that can have lifelong impact. As we face a national epidemic of overweight children, many schools are turning to healthy fundraising alternatives.

### Benefits of Healthy Fundraising

**Healthy Kids Learn Better:** Research clearly demonstrates that good nutrition is linked to better behavior and academic performance. To provide the best possible learning environment for children, schools must also provide an environment that supports healthy behaviors.



**Provides Consistent Messages:** Fundraising with healthy foods and non-food items demonstrates a school commitment to promoting healthy behaviors. It supports the classroom lessons students are learning about health, instead of contradicting them.

**Promotes a Healthy School Environment:** Students need to receive consistent, reliable health information and ample opportunity to use it. Finding healthy alternatives to fund-raising is an important part of providing a healthy school environment.

**Almost 20 percent of children are overweight, a three-fold increase from the 1970's.<sup>1</sup> Poor eating habits and a sedentary lifestyle are just behind smoking as the leading cause of deaths per year in the United States, and the number of deaths related to poor diet and physical inactivity is increasing.<sup>2,3</sup>**

### Consequences of Unhealthy Fundraising

**Compromises Classroom Learning:** Selling unhealthy food items contradicts nutrition messages taught in the classroom. Schools are designed to teach and model appropriate skills and behaviors. Nutrition principles taught in the classroom are meaningless if they are contradicted by other activities that promote unhealthy choices, like selling candy and other sweets. It's like saying, "You need to eat healthy foods to feel and do your best, but it is more important for us to make money than for you to be healthy and do well." Classroom learning about nutrition remains strictly theoretical if the school environment regularly promotes unhealthy behaviors.

**Promotes the Wrong Message:** Selling unhealthy foods provides a message that schools care more about making money than student health. We would never think of raising money with anything else that increases student health risks, but food fundraisers are often overlooked. As schools promote healthy lifestyle choices to reduce student health risks and improve learning, school fundraisers must be included.



**Contributes to Poor Health:** Foods commonly used as fundraisers (like chocolate, candy, soda and baked goods) provide unneeded calories and displace healthier food choices. Skyrocketing obesity rates among children are resulting in serious health consequences, such as increased incidence of type 2 diabetes and high blood pressure.

### Additional Resources

Clearinghouse for Fundraising Information: <http://www.fundraising.com/>  
 Creative Financing and Fundraising. California Project Lean, California Department of Health Services, 2002. <http://www.co.shasta.ca.us/Departments/PublicHealth/newspublications/other%20publications/other.shtml>  
 Guide to Healthy School Stores. Alabama Department of Public Health Nutrition & Physical Activity Unit, 2004. <http://actionforhealthykids.org/filelib/toolsforteam/recom/N&PA%2035%20-%20school%20store.pdf>  
 Healthy Finances: How Schools Are Making Nutrition Changes That Make Financial Sense. Action for Healthy Kids, 2003. [http://www.actionforhealthykids.org/filelib/facts\\_and\\_findings/healthy%20foods,%20healthy%20finances.pdf](http://www.actionforhealthykids.org/filelib/facts_and_findings/healthy%20foods,%20healthy%20finances.pdf)  
 Healthy Fundraising: <http://www.healthy-fundraising.org/index.htm>  
 Healthy Fundraising & Vending Options. Produce for Better Health Foundation. <http://www.5aday.com/html/educators/options.php>  
 Non-Food Ways to Raise Funds and Reward a Job Well Done. Texas Department of Agriculture, 2004. [http://www.squaremeals.org/vgn/tda/files/2348/3614\\_1034\\_NonFoodRewards.pdf](http://www.squaremeals.org/vgn/tda/files/2348/3614_1034_NonFoodRewards.pdf)  
 Sweet Deals: School Fundraising Can Be Healthy and Profitable. Center for Science in the Public Interest, 2007. <http://www.cspinet.org/schoolfundraising.pdf>

### References

- Ogden CL, Carroll MD, Curtin LR, McDowell MA, Tabak CJ, Flegal KM. Prevalence of overweight and obesity in the United States, 1999-2004. JAMA 295:1549-1555. 2006.
- Mokdad AH, Marks JS, Stroup DF, Gerberding JL. Actual causes of death in the United States, 2000. JAMA. 2004;291(10):1238-1246
- Mokdad AH, Marks JS, Stroup DF, Gerberding JL. Correction: Actual causes of death in the United States, 2000. JAMA. 2005;293:293-294.



# What Schools Can Do

## Ideas for Healthy Fundraising Alternatives\*

\*Adapted from: *Creative Financing and Fundraising*. California Project Lean, California Department of Health Services, 2002.

Schools can help promote a healthy learning environment by using healthy fundraising alternatives.

### Items You Can Sell

- Activity theme bags
- Air fresheners
- Bath accessories
- Balloon bouquets
- Batteries
- Books, calendars
- Brick/stone/tile memorials
- Bumper stickers & decals
- Buttons, pins
- Candles
- Christmas trees
- Coffee cups, mugs
- Cookbooks
- Crafts
- Coupon books
- Customized stickers
- Emergency kits for cars
- First aid kits
- Flowers and bulbs
- Foot warmers
- Football seats
- Garage sale
- Giant coloring books
- Gift baskets
- Gift certificates
- Gift items
- Gift wrap, boxes and bags
- Graduation tickets
- Greeting cards
- Hats
- Holiday ornaments
- Holiday wreaths
- House decorations
- Hugging booth
- Jewelry
- Kissing on the cheek booth
- License plates or holders with school logo
- Lunch box auctions
- Magazine subscriptions
- Megaphones
- Mistletoe
- Monograms
- Music, videos, CDs
- Newspaper space, ads
- Parking spot (preferred location)
- Pet treats/toys/accessories
- Plants



### Items You Can Sell, continued

- Pocket calendars
- Pre-paid phone cards
- Raffle donations
- Raffle extra graduation tickets
- Raffle front row seats at a special school event
- Rent a special parking space
- Scarves
- School art drawings
- School frisbees
- School spirit gear
- Scratch off cards
- Sell/rent wishes
- Souvenir cups
- Spirit/seasonal flags
- Stadium pillows
- Stationery
- Student directories
- Stuffed animals
- Temporary/henna tattoos
- T-shirts, sweatshirts
- Tupperware
- Valentine flowers
- Yearbook covers
- Yearbook graffiti



### Healthy Foods

- Frozen bananas
- Fruit and nut baskets
- Fruit and yogurt parfaits
- Fruit smoothies
- Lunch box auctions
- Trail mix



### Sell Custom Merchandise

- Bumper stickers/decals
- Calendars
- Cookbook made by school
- Logo air fresheners
- Scratch off cards
- T-shirts/sweatshirts

### Items Supporting Academics

- Read-A-Thon
- Science Fair
- Spelling Bee

### Things You Can Do

- Auction (teacher does something for kids)
- Bike-a-thons
- Bowling night/bowl-a-thon
- Car wash (pre-sell tickets as gifts)
- Carnivals (Halloween, Easter)
- Dances (kids, father/daughter, Sadie Hawkins)
- Family/glamour portraits
- Festivals
- Fun runs
- Gift wrapping
- Golf tournament
- Jump-rope-a-thons
- Magic show
- Raffle (movie passes, theme bags)
- Raffle (teachers do a silly activity)
- Read-a-thons
- Rent-a-teen helper (rake leaves, water gardens, mow lawns, wash dog)
- Recycling cans/bottles/paper
- Science fairs
- Singing telegrams
- Skate night/skate-a-thon
- Spelling bee
- Talent shows
- Tennis/horseshoe competition
- Treasure hunt/scavenger hunt
- Walk-a-thons
- Workshops/classes



Note: Section 10-215b-1 of the Regulations of Connecticut State Agencies prohibits schools from selling or dispensing candy to students anywhere on school premises from 30 minutes before the start of any state or federally subsidized milk or meal program until 30 minutes after the end of the program. In addition, Section 10-215b-23 specifies that income from the sale or dispensing of any foods sold anywhere on school premises during this same timeframe must accrue to the food service account. Districts that participate in the healthy food certification under Public Act 06-63, An Act Concerning Healthy Food and Beverages in Schools, must ensure that all food and beverage fundraisers meet state requirements (see *Fundraising with Food and Beverages* at <http://www.sde.ct.gov/sde/cwp/view.asp?a=2626&q=320754#Standards>).

For more information on a healthy school environment, contact Susan Fiore, MS, RD, Nutrition Education Coordinator at [susan.fiore@ct.gov](mailto:susan.fiore@ct.gov) or (860) 807-2075.



Connecticut State Department of Education  
Bureau of Health and Nutrition Services and Child/Family/School Partnerships



February 2005 rev. 2/07

In accordance with Federal law and U.S. Department of Agriculture policy, this institution is prohibited from discriminating on the basis of race, color, national origin, sex, age or disability. To file a complaint of discrimination, write USDA, Director, Office of Civil Rights, 1400 Independence Avenue, SW, Washington, D.C. 20250-9410 or call (800) 795-3272 or (202) 720-6382 (TTY). USDA is an equal opportunity provider.


# Alternatives to Food as Reward

## Promoting a Healthy School Environment



Food is commonly used to reward students for good behavior and academic performance. It's an easy, inexpensive and powerful tool to bring about immediate short-term behavior change. Yet, using food as reward has many negative consequences that go far beyond the short-term benefits of good behavior or performance.

Research clearly demonstrates that healthy kids learn better. To provide the best possible learning environment for children, schools must provide an environment that supports healthy behaviors. Students need to receive consistent, reliable health information and ample opportunity to use it. Finding alternatives to food rewards is an important part of providing a healthy school environment.




---

*“Rewarding children with unhealthy foods in school undermines our efforts to teach them about good nutrition. It’s like teaching children a lesson on the importance of not smoking, and then handing out ashtrays and lighters to the kids who did the best job listening.”*

Marlene Schwartz, PhD, Co-Director, Rudd Center for Food Policy and Obesity, Yale University

---

## Consequences of Using Food as Reward



**Compromises Classroom Learning:** Schools are institutions designed to teach and model appropriate behaviors and skills to children. Nutrition principles taught in the classroom are meaningless if they are contradicted by rewarding children with candy and other sweets. It's like saying, “You need to eat healthy foods to feel and do your best, but when you behave or perform your best, you will be rewarded with unhealthy food.” Classroom learning about nutrition will remain strictly theoretical if schools regularly model unhealthy behaviors.

**Contributes to Poor Health:** Foods commonly used as rewards (like candy and cookies) can contribute to health problems for children, e.g., obesity, diabetes, hypertension and cavities. Food rewards provide unneeded calories and displace healthier food choices.

**Encourages Overconsumption of Unhealthy Foods:** Foods used as rewards are typically “empty calorie” foods — high in fat, sugar and salt with little nutritional value. Decreasing the availability of empty calorie foods is one strategy schools can use to address the current childhood obesity epidemic.

**Contributes to Poor Eating Habits:** Rewarding with food can interfere with children learning to eat in response to hunger and satiety cues. This teaches kids to eat when they are not hungry as a reward to themselves, and may contribute to the development of disordered eating.<sup>2,3</sup>

**Increases Preference for Sweets:** Food preferences for both sweet and non-sweet food increase significantly when foods are presented as rewards. This can teach children to prefer unhealthy foods.<sup>3,4</sup>



**About 20 percent of children are overweight.<sup>1</sup> Over the past three decades, the childhood obesity rate has more than doubled for preschool children aged 2-5 years and adolescents aged 12-19 years, and it has more than tripled for children aged 6-11 years.**




# What Schools Can Do

## Ideas for Alternatives to Using Food as a Reward <sup>5,6</sup>

Schools can help promote a healthy learning environment by using nonfood rewards. The ideas below are just a beginning and can be modified for different ages. Be creative, and don't forget the simple motivation of recognizing students for good work or behavior.


### Elementary School Students

- Make deliveries to office
- Teach class
- Sit by friends
- Eat lunch with teacher or principal
- Eat lunch outdoors with the class
- Have lunch or breakfast in the classroom
- Private lunch in classroom with a friend
- Be a helper in another classroom
- Play a favorite game or do puzzles
- Stickers, pencils, bookmarks
- Certificates
- Fun video
- Extra recess
- Walk with the principal or teacher
- Fun physical activity break
- School supplies
- Trip to treasure box filled with nonfood items (stickers, tattoos, pencils, erasers, bookmarks, desktop tents)
- Dance to favorite music in the classroom
- Paperback book
- Show-and-tell
- Bank system - Earn play money for privileges
- Teacher or volunteer reads special book to class
- Teacher performs special skill (singing, cart wheel, guitar playing, etc.)
- Read outdoors or enjoy class outdoors
- Have extra art time
- Have "free choice" time at end of the day or end of class period
- Listen with headset to a book on audiotape
- Items that can only be used on special occasions (special art supplies, computer games, toys)



### Middle School Students

- Sit with friends
- Listen to music while working at desk
- Five-minute chat break at end of class
- Reduced homework or "no homework" pass
- Extra credit
- Fun video
- Fun brainteaser activities
- Computer time
- Assemblies
- Field trips
- Eat lunch outside or have class outside



### High School Students

- Extra credit or bonus points
- Fun video
- Reduced homework
- Late homework pass
- Donated coupons to video stores, music stores or movies
- Drawings for donated prizes among students who meet certain grade standards



Share what works! Let us know your strategies to motivate students so we can share with others.

For more information on a healthy school environment, contact Susan Fiore, MS, RD, Nutrition Education Coordinator at [susan.fiore@ct.gov](mailto:susan.fiore@ct.gov) or (860) 807-2075.

### References

- 1 Ogden CL, Carroll MD, Curtin LR, McDowell MA, Tabak CJ, Flegal KM. Prevalence of overweight and obesity in the United States, 1999-2004. *JAMA* 295:1549-1555. 2006.
- 2 Puhl R. and Schwartz, MB (2003). If you are good you can have a cookie: The link between childhood food rules and adult eating behaviors. *Eating Behaviors*, 4, 283-293
- 3 Birch LL. Development of Food Preferences. *Annu Rev Nutr* 1999, 19:41-62
- 4 Fisher J, Birch LL. Restricting access to palatable foods affects children's behavioral response, food selection and intake. *Am J Clin Nutr* 1999;69:1264-72
- 5 Alternatives to Using Food as a Reward. Michigan State University Extension, 2003. <http://www.tn.fcs.msue.msu.edu/foodrewards.pdf>
- 6 Non-Food Ways to Raise Funds and Reward a Job Well Done. Texas Department of Agriculture, 2004. [http://www.squaremeals.org/vgn/tda/files/2348/3614\\_1034\\_NonFoodRewards.pdf](http://www.squaremeals.org/vgn/tda/files/2348/3614_1034_NonFoodRewards.pdf)

*In accordance with Federal law and U.S. Department of Agriculture policy, this institution is prohibited from discriminating on the basis of race, color, national origin, sex, age or disability. To file a complaint of discrimination, write USDA, Director, Office of Civil Rights, 1400 Independence Avenue, SW, Washington, D.C. 20250-9410 or call (800) 795-3272 or (202) 720-6382 (TTY). USDA is an equal opportunity provider and employer.*



## Elementary Schools Wellness Policy/Procedures Checklist

Proper monitoring is an essential component in determining if a policy and its procedures are meeting the intended goals. It also provides valuable input to update and improve the process of meeting the intended objectives.

### **District Wellness:**

1. How have students and staff been made aware of the Wellness Policy? (check all that apply)
  - a. Newsletter
  - b. TV production
  - c. Morning Announcements
  - d. Signage
  - e. School website
  - f. School marquis
  - g. Telephone hold message
  - h. SynreVoice**
  - i. Meetings
  - j. School Age Child Care
  - k. Other

### **Nutrition:**

2. Did the school promote the September *Florida School Breakfast Week* and October *National School Lunch Week* activities?
3. Did the school promote the *Team Nutrition* activities? (check all that apply)
  - a. in the classroom
  - b. during physical education classes
  - c. during health classes
  - d. in the cafeteria
  - e. parent/teacher conference/PTA/SAC
4. Are students given adequate time for eating, once the student is seated, 10 minutes for breakfast, and 20 minutes for lunch?
5. Does the school restrict access to foods of minimal nutritional value?
6. Does the school offer foods and beverages in serving sizes appropriate to grade level based on the District Nutrition Standards? (see attachment 1)
7. Does your school promote fundraisers that include the sale of non-food and nutritious food items and/or physical activity events that generate positive health habits?

8. Are the dining areas attractive and include enough seating to accommodate all students who would like to sit and eat lunch, as well as enough serving areas to minimize student wait time in line?
9. Does the school offer a la carte offerings that include appealing, low-fat items?
10. Are students and staff encouraged to start each day with a healthy breakfast?
11. Does the school prohibit using food as reward or punishment?
12. Are fundraising efforts supportive of healthy eating?

**Physical Activity:**

13. The recommended goal for elementary physical education is 150 minutes per week. How many minutes do your students participate with a certified physical education teacher during the week?
  - a. 40 minutes or less
  - b. 41 - 80 minutes
  - c. 81 - 120 minutes
  - d. greater than 120 minutes
14. Has the elementary physical education teacher provided teaching resources for your staff so that physical education may be continued for the remainder of the 150 minutes the certified teacher is not able to cover?
15. What is your student/**physical education teacher** ratio in physical education?
  - a. 1-24 students per class
  - b. 25-34 students per class
  - c. 35-44 students per class
  - d. 45-54 students per class
  - e. 55 or more students per class
16. Were individual FitnessGram report cards sent home to parents last year?
17. Is your school physical education curriculum sequential and consistent with the Next Generation Sunshine State Standards for physical education
18. **How often does your school provide bike/pedestrian safety classes?**
  - a. **Every year**
  - b. **Every other year**
  - c. **Physical Education teacher has not been trained in Bike/Pedestrian safety**
  - d. **Do not offer Bike/Pedestrian Safety**

19. Does your school physical education program offer a diversified curriculum—something for everyone?
20. How many students waived out of Physical Education this school year in:
- a. Kindergarten
  - b. 1<sup>st</sup> Grade
  - c. 2<sup>nd</sup> Grade
  - d. 3<sup>rd</sup> Grade
  - e. 4<sup>th</sup> Grade
  - f. 5<sup>th</sup> Grade
  - g. 6<sup>th</sup> Grade
21. Do the school buildings, grounds, structures, and equipment meet all current health and safety standards (including environmental air quality) and are they kept clean, safe, and in good repair?

**Other School-based Activities:**

22. Is the school promoting community physical activities? (check all that apply)
- a. Florida On the Move
  - b. International Walk Your Child to School Day
  - c. The Walking School Bus
  - d. America On the Move
  - e. A.C.E.S. (All Children Exercising Simultaneously)
  - f. Other
  - g. Does not promote community physical activities
23. How often does the Coordinated School Health Program (CSHP) committee meet?
- a. once a year
  - b. twice a year
  - c. three times a year
  - d. four or more times a year
24. Is your school providing students at all grade levels a district approved violence prevention curriculum?
25. How often is your school offering a Family Wellness Night to teach and promote physical activity, nutrition and health?
26. Are students given the opportunity to practice behaviors that enhance health and/or reduce health risks?
27. Does your school comply with the District alcohol and tobacco free policies?

28. Does your school staff educate and enforce a harassment free environment to address bullying and other forms of aggressive behavior?

**29. How are the Next Generation Sunshine State Standards for Health being addressed in:**

**a. Kindergarten**

**b. 1<sup>st</sup> Grade**

**c. 2<sup>nd</sup> Grade**

**d. 3<sup>rd</sup> Grade**

**e. 4<sup>th</sup> Grade**

**f. 5<sup>th</sup> Grade**

**g. 6<sup>th</sup> Grade**

30. Does your teaching staff access and use the K-8 Health Education Curriculum Guide?

31. Is your staff utilizing the free gift from Arnold Palmer Hospital: Health Teacher online?

32. Has your school joined the Alliance for a Healthier Generation?

## Secondary Schools Wellness Policy/Procedures Checklist

Proper monitoring is an essential component in determining if a policy and its procedures are meeting the intended goals. It also provides valuable input to update and improve the process of meeting the intended objectives.

### **District Wellness:**

1. How have students and staff been made aware of the Wellness Policy? (check all that apply)
  - a. Newsletter
  - b. TV production
  - c. Morning Announcements
  - d. Signage
  - e. School website
  - f. School marquis
  - g. Telephone hold message
  - h. SynreVoice**
  - i. Meetings
  - j. Other

### **Nutrition:**

2. Did the school promote the September *Florida School Breakfast Week* and October *National School Lunch Week* activities?
3. Did the school promote the *Team Nutrition* activities? (check all that apply)
  - a. in the classroom
  - b. during physical education classes
  - c. during health classes
  - d. in the cafeteria
  - e. parent/teacher conference/PTA/SAC
4. Are students given adequate time for eating, once the student is seated, 10 minutes for breakfast, and 20 minutes for lunch?
5. Does the school restrict access to foods of minimal nutritional value?
6. Does the school offer foods and beverages in serving sizes appropriate to grade level based on the District Nutrition Standards? (see attachment 1)
7. Does your school promote fundraisers that include the sale of non-food and nutritious food items and/or physical activity events that generate positive health habits?



8. Are the dining areas attractive and include enough seating to accommodate all students who would like to sit and eat lunch, as well as enough serving areas to minimize student wait time in line?
9. Does the school offer a la carte offerings that include appealing, low-fat items?
10. Are students and staff encouraged to start each day with a healthy breakfast?
11. Does the school prohibit using food as reward or punishment?
12. Are fundraising efforts supportive of healthy eating?

**Physical Activity:**

13. What is your student/**physical education teacher** ratio in physical education?
  - a. 1-24 students per class
  - b. 25-34 students per class
  - c. 35-44 students per class
  - d. 45-54 students per class
  - e. 55 or more students per class
14. Were individual FitnessGram report cards sent home to parents last year?
15. The recommended goal for secondary physical education is 225 minutes per week. How many minutes do your students participate in a week?
  - a. 55 minutes or less
  - b. 56 - 110 minutes
  - c. 111 - 165 minutes
  - d. greater than 165 minutes
16. Is your school physical education curriculum sequential and consistent with the Next Generation Sunshine State Standards for physical education
17. Does your school physical education program offer a diversified curriculum—something for everyone?
18. How many students participate in physical education?
  - a. 20% or less
  - b. 21% - 30%
  - c. 31% - 40%
  - d. greater than 40%
19. Do the school buildings, grounds, structures, and equipment meet all current health and safety standards (including environmental air quality) and are they kept clean, safe, and in good repair?

**Other School-based Activities:**

20. Is the school promoting community physical activities? (check all that apply)
  - a. Florida On the Move
  - b. America On the Move
  - c. Other
  - d. Does not promote community physical activities
  
21. How often does the Coordinated School Health Program (CSHP) committee meet?
  - a. once a year
  - b. twice a year
  - c. three times a year
  - d. four or more times a year
  
22. Is your school providing students at all grade levels a district approved substance abuse prevention curriculum?
  
23. How often is your school offering a Family Wellness Night to teach and promote physical activity, nutrition and health?
  
24. Is your school providing students at all grade levels a district approved violence prevention curriculum?
  
25. Are students given the opportunity to practice behaviors that enhance health and/or reduce health risks?
  
26. Does your school comply with the District alcohol and tobacco free policies?
  
27. Does your school staff educate and enforce a harassment free environment to address bullying and other forms of aggressive behavior?
  
28. **Middle Schools: How are the Next Generation Sunshine State Standards for Health being taught in:**
  - a. 7<sup>th</sup> Grade
  - b. 8<sup>th</sup> Grade
  
29. Middle Schools: Does your teaching staff access and use the K-8 Health Education Curriculum Guide?
  
30. Is your staff utilizing the free gift from Arnold Palmer Hospital: Health Teacher online?
  
31. Has your school joined the Alliance for a Healthier Generation?