Imperial Estates Elementary

Cynthia Adams, Principal
Whitney Toliver, Assistant Principal

900 Imperial Estates Lane
Titusville, FL 32780
(321) 267 - 1773

Website: https://www.brevardschools.org/ImperialEstatesES
Facebook: https://www.facebook.com/ImperialEstatesElementary

September 2026

NEWSLETTER

Calendar of Events

- ❑ 9/8 - 5:30pm PTO meeting in media center
- ❑ 9/9 - FAST PM1 Grades K-2 ELA
- ❑ 9/9 - First interim ends
- ❑ 9/11 - Early Release dismissal
- ❑ 9/14 - Parent Lunch Opportunity
- ❑ 9/14 - School Advisory Council meeting 5pm in the media center
- ❑ 9/15 - FAST PM1 Grades K-2 Math
- ❑ 9/15 - Domino's Pizza Night
- ❑ 9/16 - Interim reports posted on Focus
- ❑ 9/16 - Boy Scouts visits classrooms
- ❑ 9/18 - Early Release dismissal
- ❑ 9/21 - Parent Lunch Opportunity
- ❑ 9/21 - Parent Boy Scouts Info Night at Coquina 6:30pm
- ❑ 9/22 - Family Reading Night 5:30pm (see flyer on next page)
- ❑ 9/23 - Dine & Donate Imperial Night at Sonny's BBQ
- ❑ 9/25 - Teacher Workday / Student Holiday
- ❑ 9/28-10/2 Book Fair Week
- ❑ 9/28 - Parent Lunch Opportunity
- ❑ 9/29 - Gr 6 Scoliosis screening
- ❑ 10/1 5-7pm Book Fair Family Night @Imperial
- ❑ 10/1 6:00-7:30pm District Academic Family Night for north area hosted @Mims Elem.



Parents need to RSVP by 9/20 so we have enough food and supplies. Free Chick-Fila! Gift card giveaway, Book Fair coupon giveaways.



September

22

Tuesday
5:30 pm

UF | Lastinger Center
UNIVERSITY of FLORIDA

new worlds reading

Join New Worlds Reading and Children's Home Society for a Caregiver Workshop

Join our team to learn about reading strategies and how to support your child's reading skills through Vocabulary.

Enjoy:

- Presentation on reading strategies
- Application Support
- Free food for registered participants

Already enrolled in New Worlds Reading? Bring a friend who isn't enrolled yet and share the magic of free books!

Pre-register with the QR code by 9/20/26:

Imperial Estates Elementary School
900 Imperial Estates Ln,
Titusville, FL 32780

Children's Home Society of Florida

#NewWorldsReading newworldsreading.com

SEPTEMBER 2026

Sun	Mon	Tue	Wed	Thu	Fri	Sat
		1	2	3	4 EARLY RELEASE	5
6	7 LABOR DAY NO SCHOOL	8 POP TABS COLLECTION BEGINS PTO MEETING 5:30	9 ELA PM 1 GRADES K-2	10	11 EARLY RELEASE	12
13	14 PARENT LUNCH SAC MEETING 5:00 MS. RENAUD CLASS MEET AND GREET 5:00	15 MATH PM 1 GRADES K-2 DOMINO'S PIZZA NIGHT	16 BOY SCOUTS VISIT	17	18 EARLY RELEASE	19
20	21 PARENT LUNCH BOY SCOUTS INFORMATION NIGHT AT COQUINA 6:30	22 FAMILY READING NIGHT 5:30	23 DINE AND DONATE TO IMPERIAL AT SONNY'S BBQ	24	25 STUDENT HOLIDAY	26
27	28 PARENT LUNCH BOOK FAIR WEEK	29 6TH GRADE SCOLIOSIS SCREENINGS	30			

DOMINO'S GIVE BACK NIGHT!

Support Imperial Estates!

This month: Tues Sept 15, 2026

1850 Knox McRae Dr Ste 102

Titusville, FL 32780

(321) 268-8008

Buy from Domino's on the 3rd Tuesday of every month

to support Imperial Estates!

26-27 Imperial Estates School T-Shirt

$10 Each

Email ImperialRegistration@brevardschools.org to buy a shirt!

Students who have already paid will receive their shirts by Sept 18th.



Youth XS (4-5) ____
Youth Small (6-8) ____
Youth Medium (8-10) ____
Youth Large (10-12) ____
Youth XL (14-16) ____

Adult Small ____
Adult Medium ____
Adult Large ____
Adult XL ____
Adult 2XL ____
Adult 3XL ____

Student Name(s): _____

Teacher Name(s): _____

Thank you for your support!

Buy a Birthday Shoutout!

$10 per student

Runs on their Birthday!

Example:

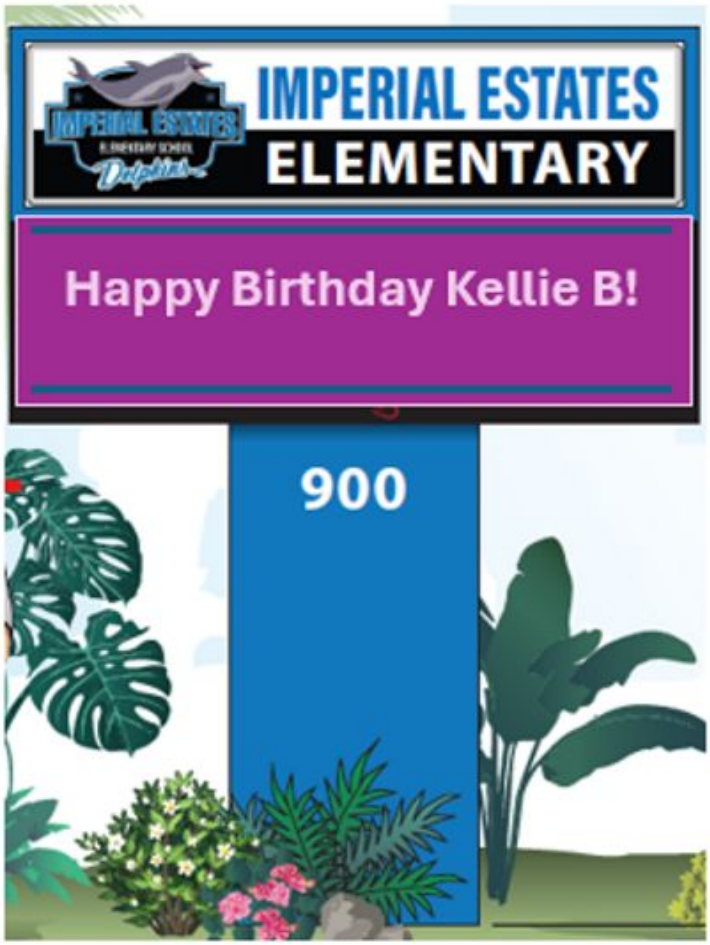

Contact the front office

for more information!

District Family Reading, Math & Science Nights

District Family Reading, Math and Science nights engage families in hands-on activities that can be used at home and inform families how to find resources online. Each family will leave with grade-level activities for parents to use with their child at home.

Any family is welcome at any or all locations! A ticket will be given to every child who attends to take back to their home school in case you want to celebrate their attendance.

Date	Location	Time
Thursday, Oct. 1st	Mims Elementary Cafetorium 2582 US-1, Mims, FL 32754	6:00 – 7:30 pm
Wednesday, Oct. 7th	Riviera Elementary Cafetorium 351 Riviera Dr NE, Palm Bay, FL 32905	6:00 – 7:30 pm
Thursday, Oct. 8th	Manatee Elementary Cafetorium 3425 Viera Blvd, Melbourne, FL 32940	6:00 – 7:30 pm



Attendance Matters

Attendance Fun Fact: When students attend school consistently, they are not only supporting their own success—they are strengthening classroom discussions, team projects, and school connections.
Go for Gold in Attendance—because great citizens show up!



Congratulations to the following grade levels for having the highest average daily attendance!

Week of 8/10	3rd grade	98.44%
Week of 8/17	Kindergarten	97.74%
Week of 8/24	Kindergarten	95.47%
Week of 8/31	3rd grade	96.26%



Note from our Clinic

Clinic needs donations for clothing; all students need water bottle daily and a change of clothes.



Calling All Pop Tabs!

The Ronald McDonald House Charity needs our support. Imperial Estates has been collecting pop tabs for the Ronald McDonald's House Charities for over 25 years. Our donations help families stay close to their children that are facing medical challenges. This year's collection of pop tabs will be donated in the springtime. Our STEM teacher, Dr. Z, has begun our Pop Tab competition. The first round of competition will be from September 8 – October 30. This round is a HOMEROOM Challenge. The homeroom who has the most weight of pop tabs will win a prize for their teacher and students. One winning homeroom per grade level. Thank you for showing your SPARK!



Imperial Collects Box Tops

Our goal is $500 and we are already to $106 😊

Please review the information below regarding what your student(s) should do if they have information regarding something detrimental to the school or a student and are afraid to report it in person.

SpeakOut: 1-800-423-TIPS
http://www.speakouthotline.org
The SpeakOut Hotline is a safe and anonymous resource for students to report any threats, dangerous situations, or harmful behaviors that could affect them, their friends, or our school community.

FortifyFL (App)
https://getfortifyfl.com/
FortifyFL is a suspicious activity reporting tool that allows you to instantly relay information to appropriate law enforcement agencies and schools' officials.

Welcome to the Florida Statewide Assessments Portal

Your source for information about the Florida Assessment of Student Thinking (FAST), Benchmarks for Excellent Student Thinking (B.E.S.T.) End-of-Course (EOC) and Writing Assessments, Science and Social Studies Assessments, and the Florida Civic Literacy Exam (FCLE).



Students & Families

Students and families have access to this resource at https://flfast.org/fsa.html

At this site, you can:

- View students' FAST assessment scores
- View sample test items
- View released prior year test items
- Fact sheets
- Assessment resources

Students also have access to these apps on their Launchpad and can use them after school at home as well: PENDA Science Gr.3-6 and Lexia for reading Gr. K-6.

Penda Learning

LEXIA CORE5 READING

Imperial Estates Elementary School

900 Imperial Estates Lane
Titusville, FL 32780

Subject: Florida FAST Progress Monitoring Results

Dear Parent(s)/Guardian(s),

Attached you will find your child's results from the **Florida Assessment of Student Thinking (FAST)**. This statewide progress monitoring tool, given three times a year (PM1, PM2, and PM3), measures your child's academic growth in **Reading and Mathematics** based on Florida's B.E.S.T. Standards.

These results help teachers tailor instruction to meet students' individual needs and give families a helpful view of their child's learning progress.

Accessing More Information:

You can also view results online through the **Florida Family Portal**:

🔗 [Insert Portal Link – e.g., https://familyportal.floridastudents.org/]

🔒 Use the secure access code sent home or contact the school if you need assistance.

Language Support:

Need help understanding or translating the results? Please contact Kim Thornton/Title I Coordinator at 321-.267-1777x45957. We're happy to assist in your preferred language.

A Few Notes About the Scores:

- FAST results **do not affect report card grades**
- They are one of many ways we assess student learning
- Teachers use the results to adjust instruction and provide support

---

How to Support at Home:

- Review the results with your child in a positive way
- Encourage daily reading and math practice
- Stay connected with your child's teacher

If you have any questions or would like to meet to discuss your child's progress, please don't hesitate to contact us. Thank you for your continued support!

Warm regards,

Whitney Toliver
Imperial Estates
321-267-1773x45815
Toliver.whitney@brevardschools.org

English District and School Report Card

The Elementary and Secondary Education Act of 1965 (ESEA), as amended by Every Student Succeeds Act (ESSA), requires that a Local Educational Agency prepare and disseminate an annual Local Educational Agency report card and provide information on state, local, and school performance and progress in an understandable and uniform format.

District and School grades provide an easily understandable way to measure the performance of a school. Parents and the public can use the grades and their components to understand how well each district and/or school is serving its students.

Use the links provided below to view either the *2025-2026 Brevard School District Report Card or Imperial Estates School Report Card*. If you would like a printed copy or need translation assistance, please notify the front office.

Imperial Estates Report Card Link: Imperial Estates Elementary School Report Card

District Report Card Link: https://edudata.fldoe.org/ReportCards/Schools.html?school=0000&district=05

Spanish

La Ley de Educación Primaria y Secundaria de 1965 (ESEA, por sus siglas en inglés), enmendada por la Ley Cada Estudiante Triunfa (ESSA, por sus siglas en inglés), requiere que una Agencia Educativa Local prepare y difunda un boletín de calificaciones anual de la Agencia Educativa Local y proporcione información sobre el desempeño y el progreso estatal, local y escolar en un formato comprensible y uniforme.

Las calificaciones del distrito y de la escuela proporcionan una forma fácilmente comprensible de medir el desempeño de una escuela. Los padres y el público pueden utilizar las calificaciones y sus componentes para comprender qué tan bien cada distrito y/o escuela está sirviendo a sus estudiantes.

Use los enlaces que se proporcionan a continuación para ver la boleta de calificaciones del Distrito Escolar de Brevard 2025-2026 o la boleta de calificaciones escolares Imperial Estates. Si desea una copia impresa o necesita ayuda con la traducción, notifique a la oficina principal.

Imperial Estates Vínculo de la boleta de calificaciones: Imperial Estates Elementary School Report Card

Enlace a la boleta de calificaciones del distrito:
https://edudata.fldoe.org/ReportCards/Schools.html?school=0000&district=05

Descargo de responsabilidad: Goggle Translate le ha traducido este documento. Cualquier error en la traducción es involuntario.

Teachers and families may find the resources listed to be helpful tools as they support children's literacy growth and achievement. Do an online search for:

- Just Read, Families
- National Center on Improving Literacy: Parents & Families Supports
- Florida Center for Reading Research: For Families
- New Worlds Reading Initiative: Family Resources

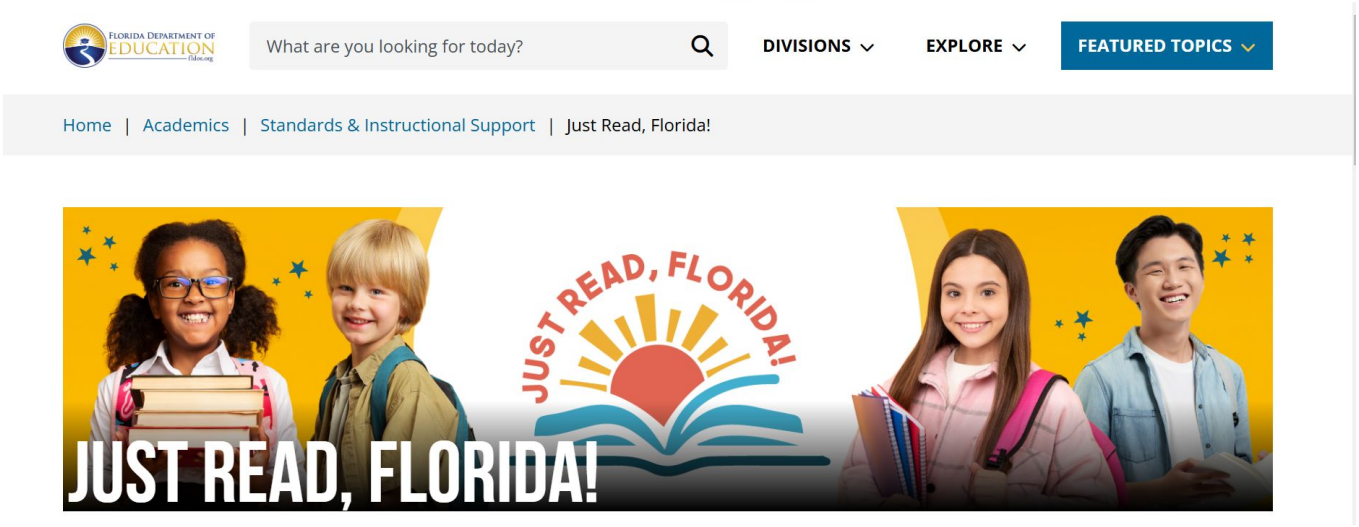

new worlds reading

NEW WORLDS READING INITIATIVE

The New Worlds Reading Initiative is a FREE Florida literacy program for VPK-5 public or charter school students currently reading below grade level. Thanks to the support and investment of the Florida Legislature, this statewide book delivery program is a collaborative effort with the Florida Department of Education, school districts and other local and state organizations, and the University of Florida Lastinger Center. Don't miss the chance to discover more about the New Worlds Reading Initiative. Enrollment flyers are available in English (PDF), Spanish (PDF) and Haitian Creole (PDF).

Read More

3RD GRADE

THIRD GRADE GUIDANCE

With the goal of every student reading on grade level, Florida law specifies reading requirements for third-grade students and promotion to fourth grade. Visit this page for more information on legislation, State Board of Education rules and other available resources.

Read More

PARENT RESOURCES

- Parent Guides for English Language Arts
- Read-At-Home Plan Resources (PDF)
- Read-At-Home Plan Resources - Spanish (PDF)
- Just Read, Families!
- New Worlds Scholarship Accounts
- Summer Bridge Program District Contacts

BPS Math At Home Resources

- https://sites.google.com/share.brevardschools.org/bps-math-at-home-support/home

Grade Level Expectations

- https://www.brevardschools.org/o/bps/page/grade-level-expectations

BPS Reading at home resources:

- https://sites.google.com/share.brevardschools.org/read-at-home/read-at-home-plan-new-worlds-reading-initiative

Screenshots of these resources are below:




GRADE K


GRADE 1


GRADE 2


GRADE 3


GRADE 4


GRADE 5


GRADE 6



Additional Resources

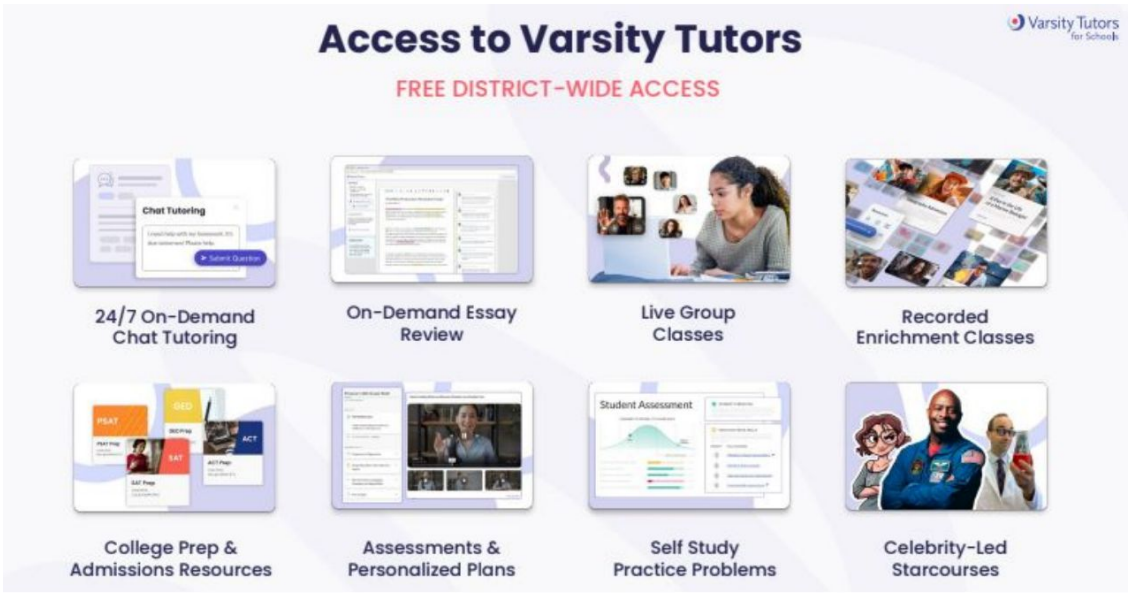



● Brevard County is offering Varsity Tutoring to all students through their launchpad.
● This program offers students homework help through online chat tutoring, essay review and online classes on multiple different topics.
● This is a completely free resource for you to use at home. To access this, students just need to login to their launchpad and click on the app.



Imperial is currently hiring in the following areas:

- Substitute teachers

If interested, contact our front office or email our secretary, Kellie Behl at behl.kellie@brevardschools.org

Welcome to a new school year at Imperial Estates Elementary, where we are excited to embark on our Game Changers journey together! Our dedicated staff is committed to partnering with families to create a safe, supportive, and engaging environment where every student can level up academically, socially, and emotionally. Together, as one team united for our children, we will be Game Changers by inspiring growth, celebrating success, and helping every student unlock their greatest potential.

As our enrollment fluctuates, teacher assignments and class rosters are extremely tentative especially throughout the first few months of school.

Each school day, including the first day of school, visitors are not permitted to walk students to class in the morning. Rest assured, we have multiple staff members positioned throughout the campus at arrival and dismissal time to guide students.

School Hours

Monday-Thursday	8:00-2:30
Fridays & Early Release Days	8:00-1:30

School campus opens at 7:30am. Please do not have students arrive prior to 7:30am because our campus is locked and no adult supervision is provided prior to that time.

Meals

All Imperial students receive free breakfast and lunch daily through our school cafeteria.
If parents choose to pack a lunch for their child we kindly ask not to include soda.

Outside meal procedure: Outside meals are defined as food from a commercial establishment (restaurant) brought to school by the parent. Individuals on the student contact list are permitted to bring in or drop off a meal for their child. (Services such as Door Dash are not accepted.) Meals dropped off will be held in the front office to safeguard instructional time.

Monday, August 31st, will be the first Monday parents may visit with their child during lunch time. Parents may visit with only their child. Seating will be in the outdoor patio. Each Monday after that will be a parent lunch opportunity. The last one for the school year will be April 26, 2027.

Changes in Dismissal / Picking Up

If guardians need to make a change in students' typical way of dismissal, please place that change in writing and allow advanced notice. Please refrain from checking students out early, especially during the last thirty minutes of school.

During the enrollment/re-enrollment process in FOCUS, the registering parent/legal guardian can designate Emergency Contacts on the Emergency Contact List. This is not to be confused with a pick-up list. There is only an Emergency Contact List.

Anyone listed as an **"emergency contact"** will only be called and allowed to pick-up the student during an emergency. The parent/legal guardian, with the legal authority to do so, must contact the school prior to the release of a student for "non- emergency pick-ups".

If a person on the emergency contact list comes to pick up a student, a courtesy phone call will be made to the enrolling parent. If the parent cannot be reached, the student will be released to the person listed on the emergency contact card as long as he/she is authorized for pick up.

Only the enrolling parent can withdraw a student unless there are extenuating circumstances.

Dismissal Times	**Early Release**
● 2:30- all bus and day care students	1:30- all bus and day care students
● 2:35- all walkers and bike riders	1:35- all walkers and bike riders
● 2:40 - all car riders	1:40- all car riders

For dismissal, if students are car riders, please be sure they are picked up on time. Our staff leaves soon after students are dismissed. Picking students up on time can also avoid being charged to use our after-care program or having DCF/local authorities from being notified. More information about the details of how the car loop operates is listed at the bottom of this letter.

In the event of severe weather (lightning) at dismissal time, to assist with student safety, we may have to hold students and delay dismissal (especially for our students that walk/ride their bike to school).

Here are a few ways to stay connected with us:

- FOCUS account
  - https://brevardedtech.brevardschools.org/o/edtech/page/parents-students-focus
- Checking your email
- School Facebook page
- School Website https://imperial.brevardschools.org/o/iees
- Monthly School Newsletters
- Reaxium
  - be connected with your children while on the school bus
  - https://www.brevardschools.org/o/bps/page/reaxium-parent-information

Here are a few ways to become involved:

- Become a substitute teacher
  - https://www.brevardschools.org/page/substitute-information
- Become a registered volunteer (field trip chaperones)
  - https://www.brevardschools.org/page/volunteers
- Become an elected member of our School Advisory Council
  - If interested, please email adams.cynthia@brevardschools.org
- Become a member of our PTO
  - If interested, please email humes.alexa@brevardschools.org

Helpful Information:

- Please be sure to bring your ID anytime you are visiting campus, including car loop pick up.
- A school resource law enforcement officer is present on our campus each school day.
- Imperial's School-Wide Behavioral Expectations for our students, staff & parents
  - SPARK (Safe, Prepared, Active Listener, Responsible/Respectful, Kind)

HOW TO AVOID A 'HAIR RAISING' EXPERIENCE



- Watch for signs of head lice. **Check your children every few days.** Lice are easier to eliminate if caught early.
- Teach your children not to share hats, headgear, scarves, headphones and grooming items (combs, hairbrushes, etc.) and to avoid direct head-to-head contact.
- To kill lice on bedding, clothes, etc., wash and dry them as you would ordinarily. **NEVER add any pesticide.** Vacuum materials that cannot be washed.
- If you are concerned about head lice on carpets or furniture, vacuum them thoroughly or wipe smooth surfaces with a damp cloth.
- Wash stuffed animals or vacuum them thoroughly. **NEVER spray them with a pesticide.**
- To kill lice on brushes, combs or hair accessories, wash them with hot, soapy water. **NEVER spray them with a pesticide.**

10 Tips for manual removal

1. Work in a well lighted area or use a flashlight and hand lens.
2. Use a grooming comb or hairbrush to re move tangles. A hair detangler spray or other hair conditioner may aid in this process.
3. Divide the hair into sections and fasten off the hair that is not being worked on.
4. Use a lice comb to detect and remove lice and nits. See figure 1 and figure 2 in this brochure.
5. Go through hair sections from the scalp to the end of the hair. Nits are usually found close to the scalp.
6. Dip the comb in a cup of hot, soapy water or use tape to remove lice, nits or debris from the comb.
7. Sift through the same section of hair and look for attached nits and live lice.
8. Move on to the next section until the entire scalp and all hair has been checked.
9. Screen the infested person every day for 10 days and regularly thereafter.
10. If additional nits (at least 3-5 per day) are discovered, another manual search is recommended.

"Manual removal is the safe alternative and necessary component of any head lice treatment regimen." *–National Pediculosis Association*

You can completely control a head lice infestation with manual removal alone. You **cannot** completely control head lice with head lice shampoos alone. **You must combine shampoo treatment with manual removal.**

A PARENT'S GUIDE TO THE 'NITTY-GRITTY' ABOUT HEAD LICE



UGA extension

Paul Guillebeau and Gretchen Van De Mark
Department of Entomology

Head Lice 101: THE BASICS

Do not panic! Head lice are not an emergency and, in most cases, do not pose any health risk. **However, misuse of pesticides and use of unlabeled treatments (ex., kerosene) can pose a health risk.**

Head lice **cannot** live off a human host for more than 24-48 hours.
Head lice **cannot** live on pets.
Head lice **cannot** reproduce in carpets, furniture or other household furishings.

Pesticide sprays do little or nothing to control lice. Never treat your home, car, furniture, beds, pillows, or clothing with pesticides (e.g. 'lice bombs,' flea bobs, sprays, etc.) in an attempt to control head lice. You will expose yourself and your family to unnecessary pesticide risk.

Signs of head lice:
- frequent head scratching
- complaints of itchy scalp/head
- redness behind ears or on the back of the neck

Head lice can affect people of any socioeconomic background and ethnicity. They do not imply a lack of hygiene or cleaniness of the infested person.

If your school sprays rooms, buses, furniture, etc., to control head lice, ask them to stop immediately. Refer your school to the Cooperative Extension brochure entitled *A School's Guide to the 'Nitty-Gritty' About Head Lice.*

Head lice are very common among all classes of people. More than 12 million people, mostly children and school personnel, get head lice per year.

Direct head-to-head contact with an infested person is the main way head lice are transmitted, but they may also be tranmitted by sharing hats, scarves, headphones, combs and other hair accessories. **Lice cannot hop, jump, or fly, but they can crawl rapidly.**



Head louse
Pediculus capitis

Head lice are small, wingless parasitic insects. They are typically 1/6 - 1/8 inch long, brownish in color with darker margins. The claws on the end of each of their six legs are well adapted to grasping a hair strand.

A child cannot 'catch nits.' Nits (lice eggs) can only be laid by live lice.

Female head lice glue their grayish-white to brown eggs (nits) securely to hair shafts. The eggs are resistant to pesticides, and they are difficult to remove without a special 'nit-comb.' The nits are generally near the scalp, but they may be found anywhere on the hair shaft.



Nits (lice eggs)
photo courtesy of the University of Florida.

The best treatment for head lice is manual removal (see '10 tips for manual removal' in this brochure).

If a lice shampoo is warranted, ask your doctor or pharmacist for specifics on the product and **follow all label instructions exactly. Misapplications can be ineffective and dangerous as well.**

extension.uga.edu

Circular 851 **Revised February 2017**

Published by the University of Georgia in cooperation with Fort Valley State University, the U.S. Department of Agriculture, and counties of the state. For more information, contact your local UGA Cooperative Extension office.

The University of Georgia is committed to principles of equal opportunity and affirmative action.

Head Lice Facts

- Head lice are common among all classes of people.
- You can completely control a head lice infestation with manual removal alone. You cannot completely control head lice with head lice shampoos alone. You must combine shampoo treatment with manual removal.

(University of Georgia College of Agricultural and Environmental Sciences http://extension.uga.edu/publications/detail.cfm?number=C851)

According to the American Academy of Pediatrics:

- Most cases of head lice are acquired outside of the school.
- Head lice cause no medical harm.
- Head lice are transmitted by head-to-head contact.

(University of Georgia College of Agricultural and Environmental Sciences http://extension.uga.edu/publications/detail.cfm?number=C851)

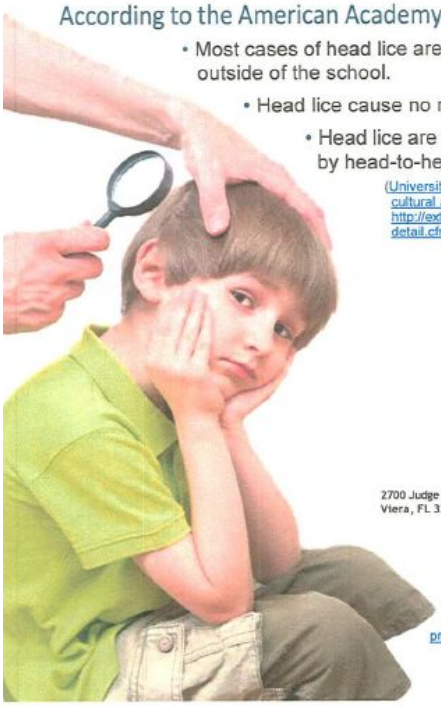

2700 Judge Fran Jamieson Way
Viera, FL 32940-6601

Brevard Public Schools

Taken with permission from http://www.cdc.gov/parasites/lice/head/prevent.html

Head Lice

Facts and prevention



Head Lice Prevention and Control



Head lice are spread most commonly by direct head-to-head (hair-to-hair) contact. However, much less frequently they are spread by sharing clothing or belongings onto which lice have crawled or nits attached to shed hairs may have fallen. The risk of getting infested by a louse that has fallen onto a carpet or furniture is very small. Head lice survive less than 1–2 days if they fall off a person and cannot feed; nits cannot hatch and usually die within a week if they are not kept at the same temperature as that found close to the scalp.



Do not lie on beds, couches, pillows, carpets, or stuffed animals that have recently been in contact with an infested person.

Machine wash and dry clothing, bed linens, and other items that an infested person wore or used during the 2 days before treatment using the hot water (130°F) laundry cycle and the high heat drying cycle. Clothing and items that are not washable can be dry-cleaned OR sealed in a plastic bag and stored for 2 weeks.



The following are steps that can be taken to help prevent and control the spread of head lice:



Avoid head-to-head (hair-to-hair) contact during play and other activities at home, school, and elsewhere (sports activities, playground, slumber parties, camp).



Do not share combs, brushes, or towels. Disinfest combs and brushes used by an infested person by soaking them in hot water (at least 130°F) for 5–10 minutes.



Vacuum the floor and furniture, particularly where the infested person sat or lay. However, spending much time and money on housecleaning activities is not necessary to avoid reinfestation by lice or nits that may have fallen off the head or crawled onto furniture or clothing.

Do not share clothing such as hats, scarves, coats, sports uniforms, hair ribbons, or barrettes.



Do not use fumigant sprays or fogs; they are not necessary to control head lice and can be toxic if inhaled or absorbed through the skin.

Re: Annual Asbestos Notification to Building Occupants and Their Legal Guardians

Dear Mrs. Adams,

Please communicate this information to all building occupants and their legal guardians (i.e. post copy on school; website, news-flyer, bulletin boards, student registration kiosk, etc.).

Our records indicate that no asbestos removal activities or any other type of asbestos response actions have taken place at Imperial Estates Elementary School during the past year (July 1, 2025 to June 30, 2026).

Background Information

The United States Environmental Protection Agency (EPA) requires all accredited school districts to provide building occupants with a yearly correspondence describing any/all asbestos materials removed from each school during the past year.

The EPA Asbestos Hazard Emergency Response Act (AHERA) of 1986 required an asbestos inspection of each school facility nationwide. This inspection was completed in 1988. The scope of the survey included sampling building materials that might contain asbestos, assessing the condition of the materials, performing laboratory analysis of each sample, and writing a comprehensive report called an *Asbestos Management Plan.*

The Management Plan document and subsequent Three-year Reinspection documents are on file at the school Administration office. These documents are available to the public for review.