

Q1 What school does your child attend?

Answered: 197 Skipped: 0

Allen, Roy Elementary									
Andersen Elementary									
Apollo Elementary									
Atlantis Elementary									
Audubon Elementary									
Brevard Virtual...									
Cambridge Elementary...									
Cape View Elementary									
Carroll, Lewis Elementary									
Challenger 7 Elementary									
Columbia Elementary									
Coquina Elementary									
Dr W. J. Creel Elementary									
Croton Elementary									
Discovery Elementary									
Endeavour Elementary									
Eau Gallie High School ...									
Enterprise Elementary									
Fairglen									

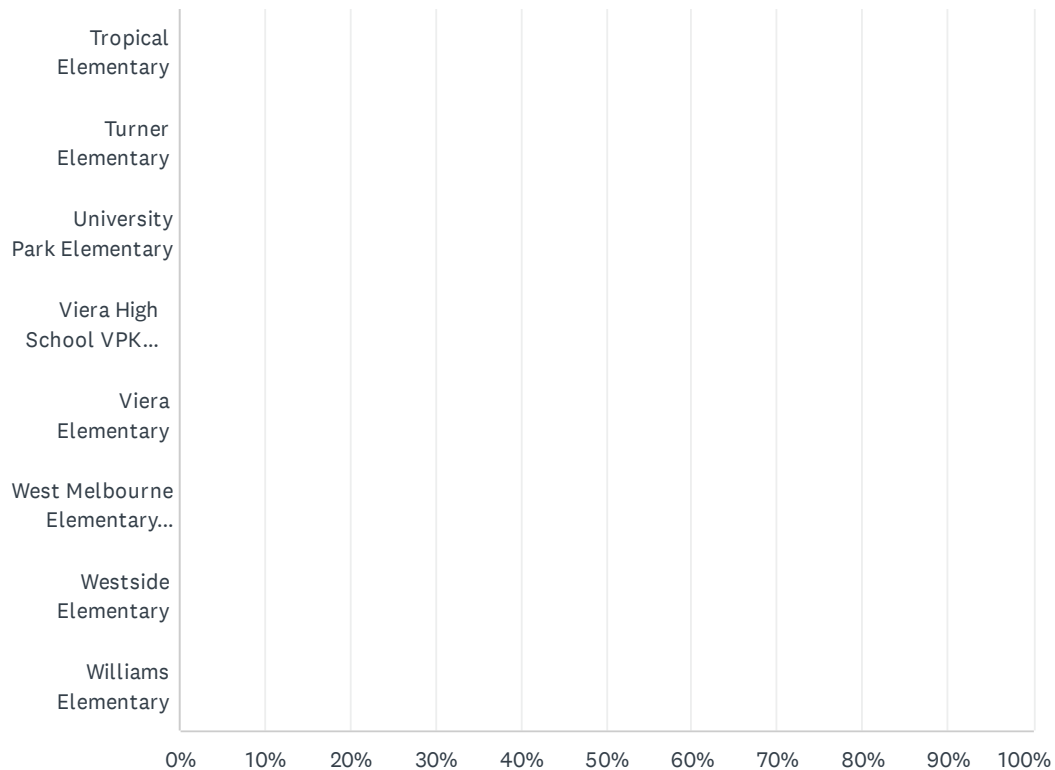
Brevard Public Schools Elementary Parent Survey 2021-2022

Elementary										
Fieldston Preparatory										
Freedom 7 Elementary										
Gemini Elementary										
Golfview Elementary										
Harbor City Elementary										
Holland Elementary										
Imperial Estates...										
Indialantic Elementary										
Jupiter Elementary										
Lockmar Elementary										
Longleaf Elementary										
Manatee Elementary										
McAuliffe Elementary										
Meadowlane Intermediate...										
Meadowlane Primary...										
Merritt Island High School ...										
MILA Elementary										
Mims Elementary										
Pathways at Gardendale...										
Oak Park Elementary										

Brevard Public Schools Elementary Parent Survey 2021-2022

Ocean Breeze Elementary									
Palm Bay Elementary									
Palm Bay High School VPK...									
Pinewood Elementary									
Port Malabar Elementary									
Quest Elementary...									
Riverdale Country Day...									
Riviera Elementary									
Roosevelt Elementary									
Sabal Elementary									
Satellite High School VPK...									
Saturn Elementary									
Sea Park Elementary									
Sherwood Elementary									
Pathways at Pine Grove...									
South Area Head Start									
South Lake Elementary									
Stevenson Elementary									
Sunrise Elementary									
Suntree Elementary									
Surfside Elementary									

Brevard Public Schools Elementary Parent Survey 2021-2022



Brevard Public Schools Elementary Parent Survey 2021-2022

ANSWER CHOICES	RESPONSES	
Allen, Roy Elementary	0.00%	0
Andersen Elementary	0.00%	0
Apollo Elementary	0.00%	0
Atlantis Elementary	0.00%	0
Audubon Elementary	0.00%	0
Brevard Virtual Instruction Program (BVIP)	0.00%	0
Cambridge Elementary Magnet	0.00%	0
Cape View Elementary	0.00%	0
Carroll, Lewis Elementary	0.00%	0
Challenger 7 Elementary	0.00%	0
Columbia Elementary	0.00%	0
Coquina Elementary	0.00%	0
Dr W. J. Creel Elementary	0.00%	0
Croton Elementary	0.00%	0
Discovery Elementary	0.00%	0
Endeavour Elementary	0.00%	0
Eau Gallie High School VPK program	0.00%	0
Enterprise Elementary	0.00%	0
Fairglen Elementary	0.00%	0
Fieldston Preparatory	0.00%	0
Freedom 7 Elementary	0.00%	0
Gemini Elementary	0.00%	0
Golfview Elementary	0.00%	0
Harbor City Elementary	0.00%	0
Holland Elementary	0.00%	0
Imperial Estates Elementary	0.00%	0
Indialantic Elementary	0.00%	0
Jupiter Elementary	100.00%	197
Lockmar Elementary	0.00%	0
Longleaf Elementary	0.00%	0
Manatee Elementary	0.00%	0
McAuliffe Elementary	0.00%	0

Brevard Public Schools Elementary Parent Survey 2021-2022

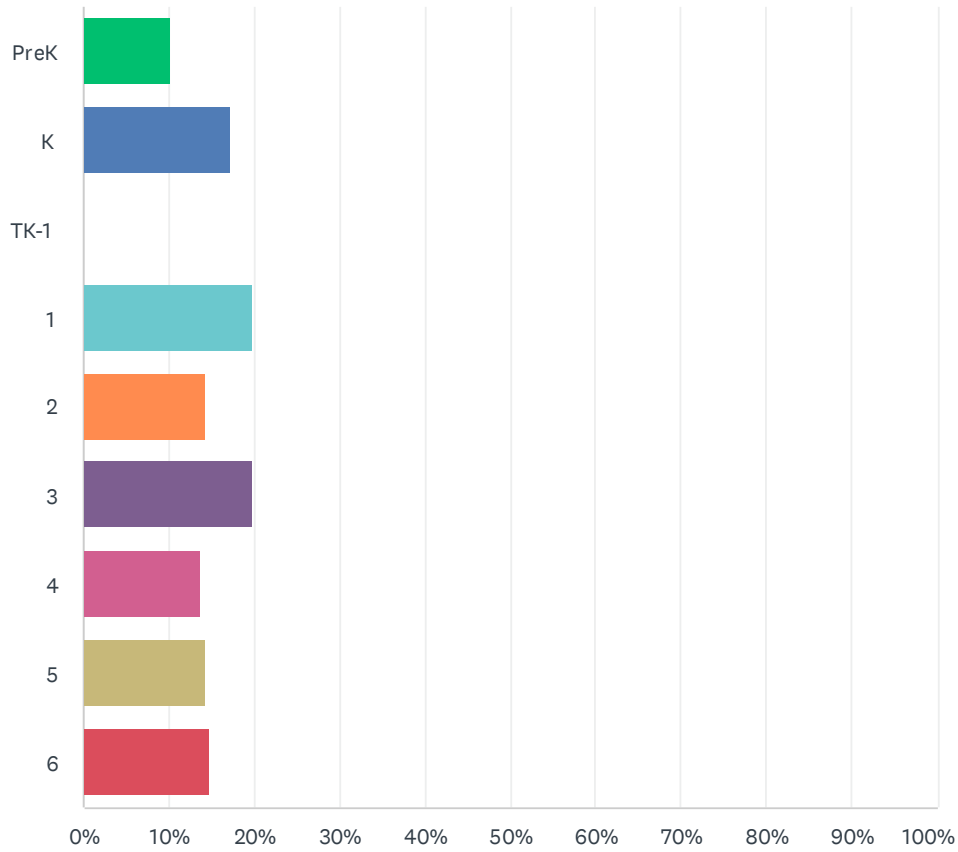
Meadowlane Intermediate Elementary	0.00%	0
Meadowlane Primary Elementary	0.00%	0
Merritt Island High School VPK program	0.00%	0
MILA Elementary	0.00%	0
Mims Elementary	0.00%	0
Pathways at Gardendale (North/Central Area Alternative Center)	0.00%	0
Oak Park Elementary	0.00%	0
Ocean Breeze Elementary	0.00%	0
Palm Bay Elementary	0.00%	0
Palm Bay High School VPK program	0.00%	0
Pinewood Elementary	0.00%	0
Port Malabar Elementary	0.00%	0
Quest Elementary School	0.00%	0
Riverdale Country Day School	0.00%	0
Riviera Elementary	0.00%	0
Roosevelt Elementary	0.00%	0
Sabal Elementary	0.00%	0
Satellite High School VPK program	0.00%	0
Saturn Elementary	0.00%	0
Sea Park Elementary	0.00%	0
Sherwood Elementary	0.00%	0
Pathways at Pine Grove (South Area Alternative Center)	0.00%	0
South Area Head Start	0.00%	0
South Lake Elementary	0.00%	0
Stevenson Elementary	0.00%	0
Sunrise Elementary	0.00%	0
Suntree Elementary	0.00%	0
Surfside Elementary	0.00%	0
Tropical Elementary	0.00%	0
Turner Elementary	0.00%	0
University Park Elementary	0.00%	0
Viera High School VPK program	0.00%	0
Viera Elementary	0.00%	0
West Melbourne Elementary School for Science	0.00%	0

Brevard Public Schools Elementary Parent Survey 2021-2022

Westside Elementary	0.00%	0
Williams Elementary	0.00%	0
TOTAL		197

Q2 What is your child's current grade level?

Answered: 197 Skipped: 0

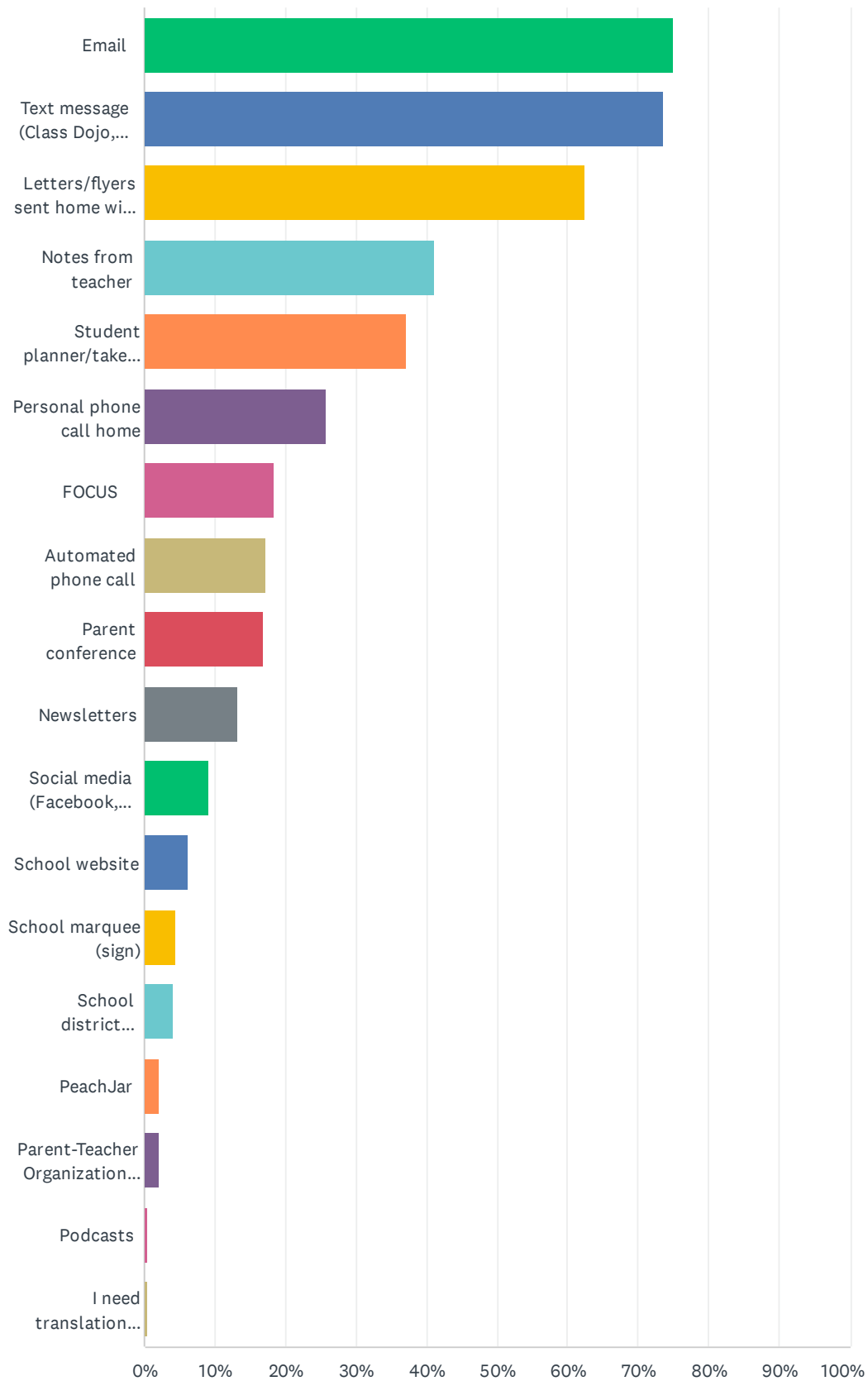


ANSWER CHOICES	RESPONSES	
PreK	10.15%	20
K	17.26%	34
TK-1	0.00%	0
1	19.80%	39
2	14.21%	28
3	19.80%	39
4	13.71%	27
5	14.21%	28
6	14.72%	29
Total Respondents: 197		

Q3 What is the best way for us to get you important information regarding school events and/or your child's progress? (check all that apply)

Answered: 197 Skipped: 0

Brevard Public Schools Elementary Parent Survey 2021-2022

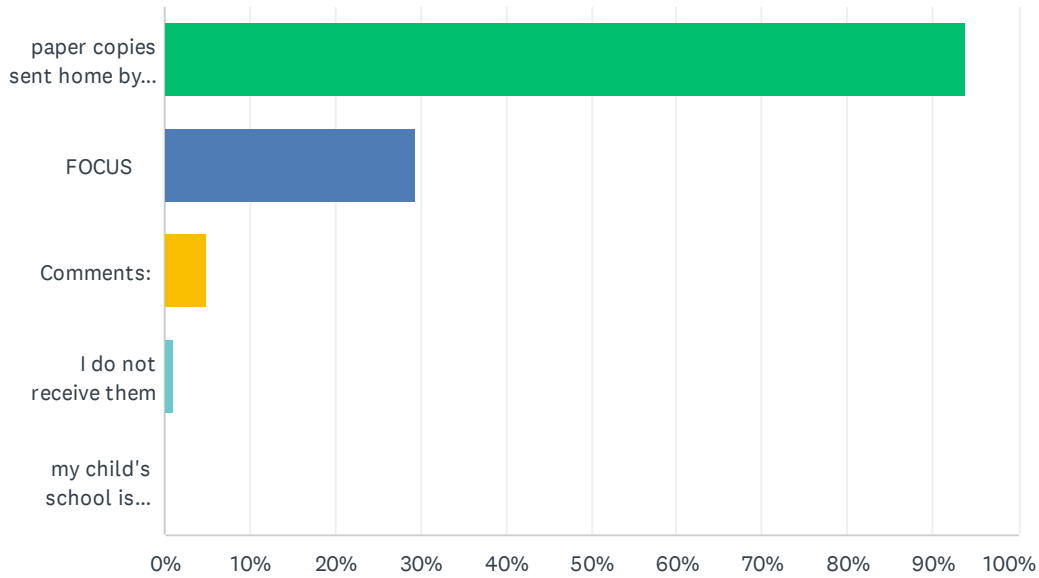


Brevard Public Schools Elementary Parent Survey 2021-2022

ANSWER CHOICES	RESPONSES	
Email	75.13%	148
Text message (Class Dojo, Remind)	73.60%	145
Letters/flyers sent home with students	62.44%	123
Notes from teacher	41.12%	81
Student planner/take-home folder	37.06%	73
Personal phone call home	25.89%	51
FOCUS	18.27%	36
Automated phone call	17.26%	34
Parent conference	16.75%	33
Newsletters	13.20%	26
Social media (Facebook, Twitter)	9.14%	18
School website	6.09%	12
School marquee (sign)	4.57%	9
School district website	4.06%	8
PeachJar	2.03%	4
Parent-Teacher Organization (PTO/PTA)	2.03%	4
Podcasts	0.51%	1
I need translation assistance	0.51%	1
Total Respondents: 197		

Q4 How do you receive interim reports and report cards?

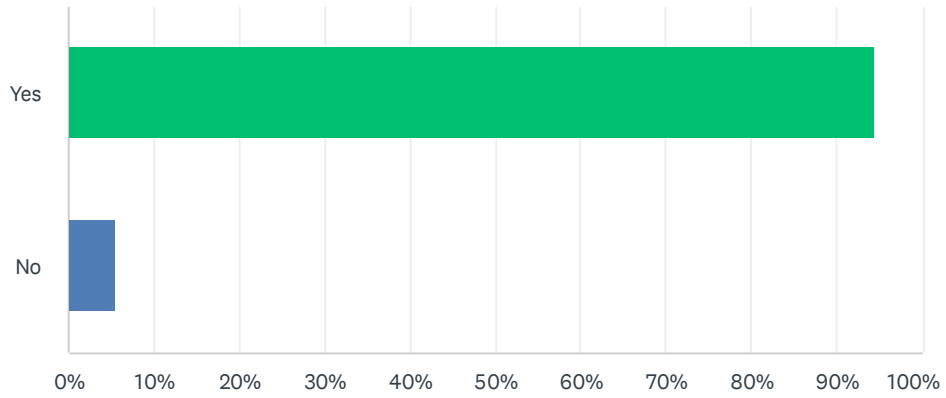
Answered: 180 Skipped: 17



ANSWER CHOICES	RESPONSES	
paper copies sent home by the school	93.89%	169
FOCUS	29.44%	53
Comments:	5.00%	9
I do not receive them	1.11%	2
my child's school is paperless	0.00%	0
Total Respondents: 180		

Q5 Do you feel welcome at your child's school?

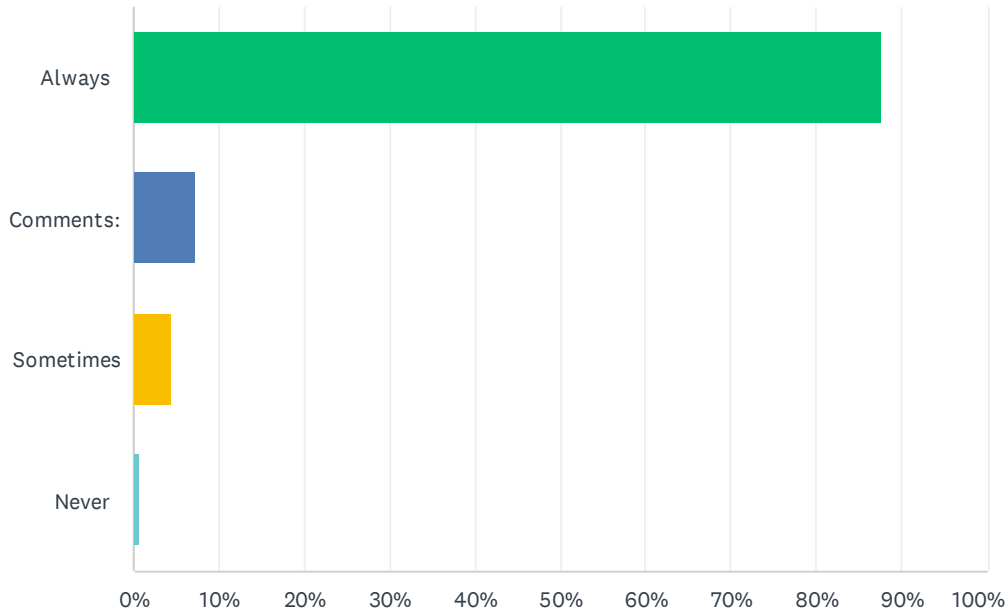
Answered: 179 Skipped: 18



ANSWER CHOICES	RESPONSES	
Yes	94.41%	169
No	5.59%	10
TOTAL		179

Q6 The office staff at my school is polite and is helpful in answering my questions or concerns.

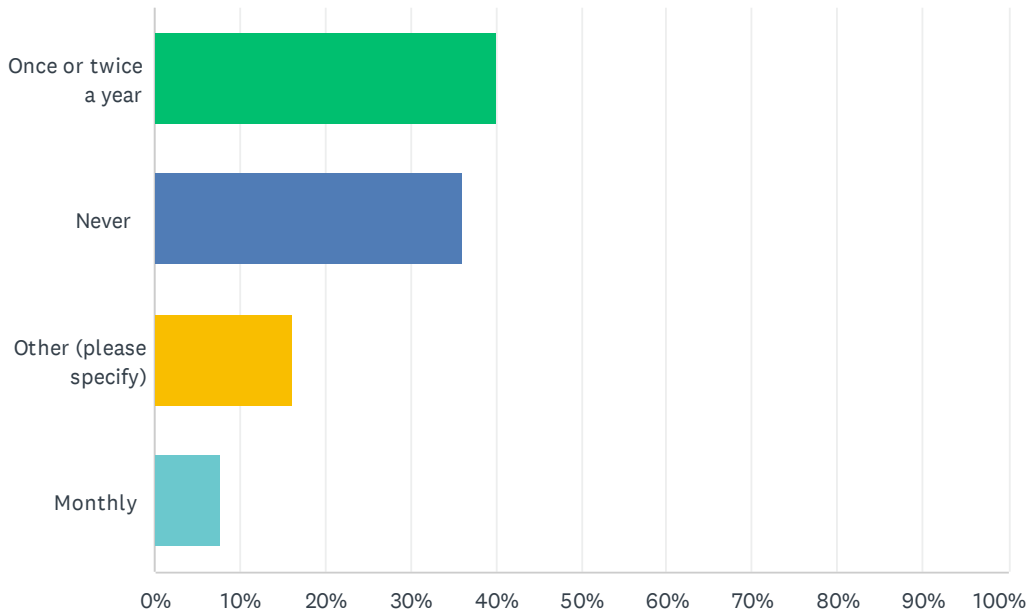
Answered: 179 Skipped: 18



ANSWER CHOICES	RESPONSES	
Always	87.71%	157
Comments:	7.26%	13
Sometimes	4.47%	8
Never	0.56%	1
TOTAL		179

Q7 Following this year's health and safety protocols, how often did you attend a parent meeting or event at your child's school that supported your child's academic success?

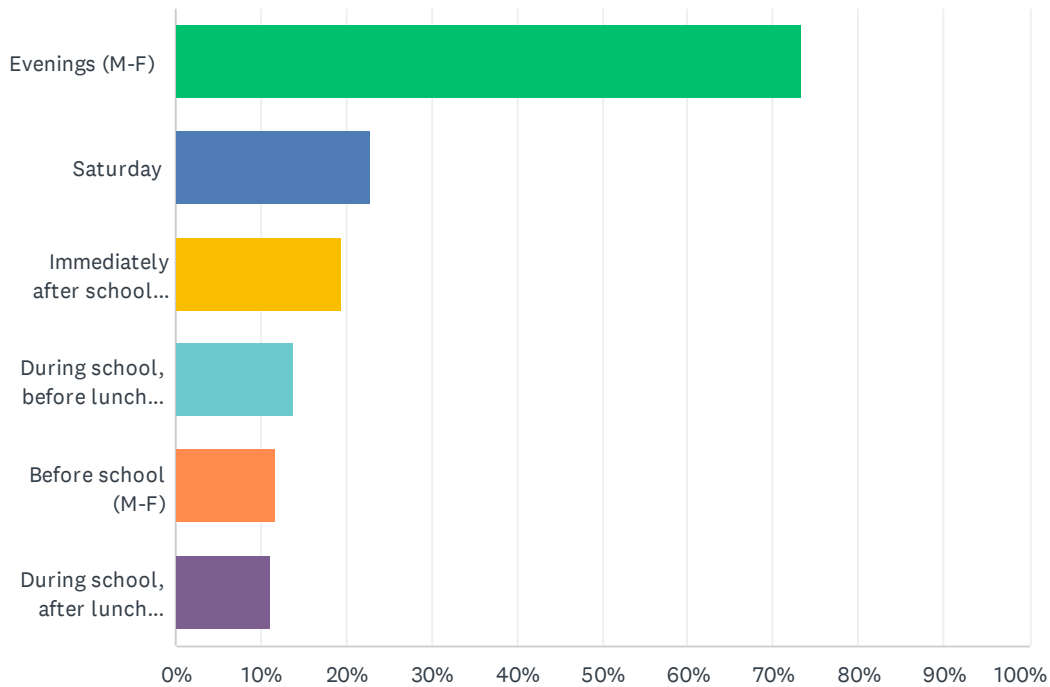
Answered: 180 Skipped: 17



ANSWER CHOICES	RESPONSES	
Once or twice a year	40.00%	72
Never	36.11%	65
Other (please specify)	16.11%	29
Monthly	7.78%	14
TOTAL		180

Q8 When is the best time for you to attend a school event for families?

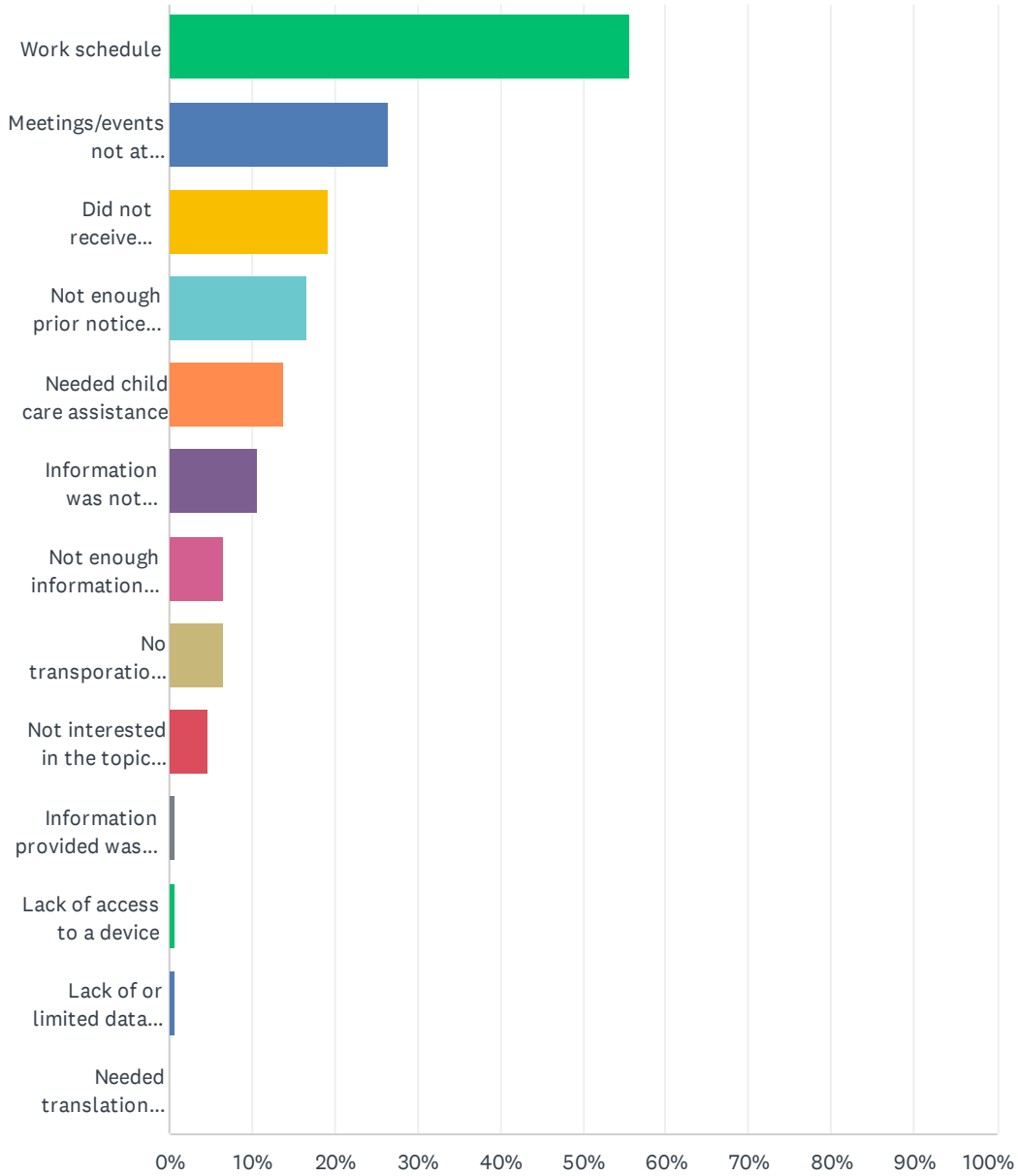
Answered: 180 Skipped: 17



ANSWER CHOICES	RESPONSES	
Evenings (M-F)	73.33%	132
Saturday	22.78%	41
Immediately after school (M-F)	19.44%	35
During school, before lunch (M-F)	13.89%	25
Before school (M-F)	11.67%	21
During school, after lunch (M-F)	11.11%	20
Total Respondents: 180		

Q9 If you were unable to attend informational meetings or academic events, please share why. (Check all that apply)

Answered: 151 Skipped: 46

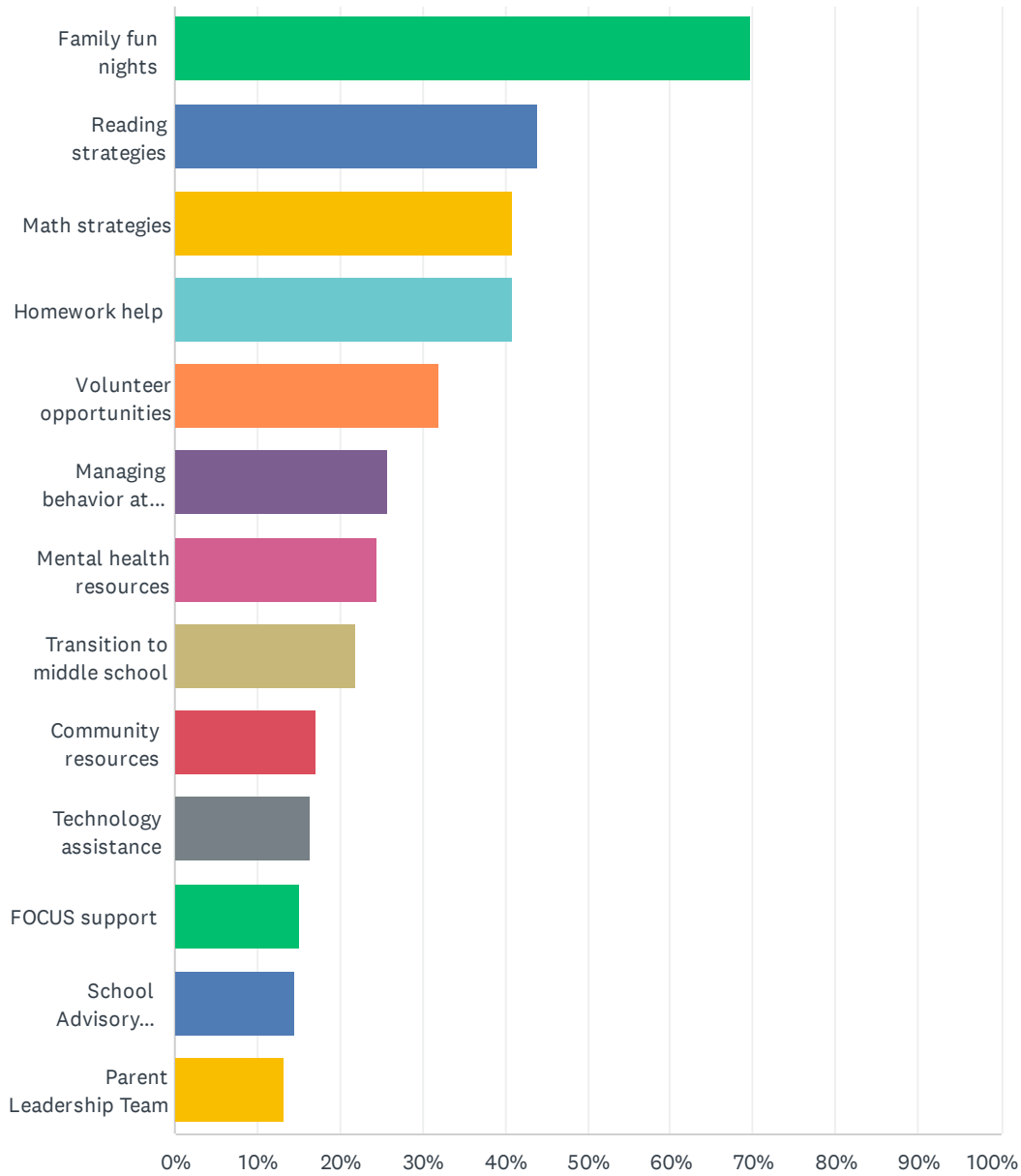


Brevard Public Schools Elementary Parent Survey 2021-2022

ANSWER CHOICES	RESPONSES	
Work schedule	55.63%	84
Meetings/events not at convenient times	26.49%	40
Did not receive information about meetings/events	19.21%	29
Not enough prior notice provided	16.56%	25
Needed child care assistance	13.91%	21
Information was not relevant to me/my child	10.60%	16
Not enough information provided	6.62%	10
No transporation to get to meetings/events	6.62%	10
Not interested in the topics presented	4.64%	7
Information provided was difficult to understand	0.66%	1
Lack of access to a device	0.66%	1
Lack of or limited data plan	0.66%	1
Needed translation services	0.00%	0
Total Respondents: 151		

Q10 Which of the following informational meetings and activities would you participate in or attend?

Answered: 159 Skipped: 38



Brevard Public Schools Elementary Parent Survey 2021-2022

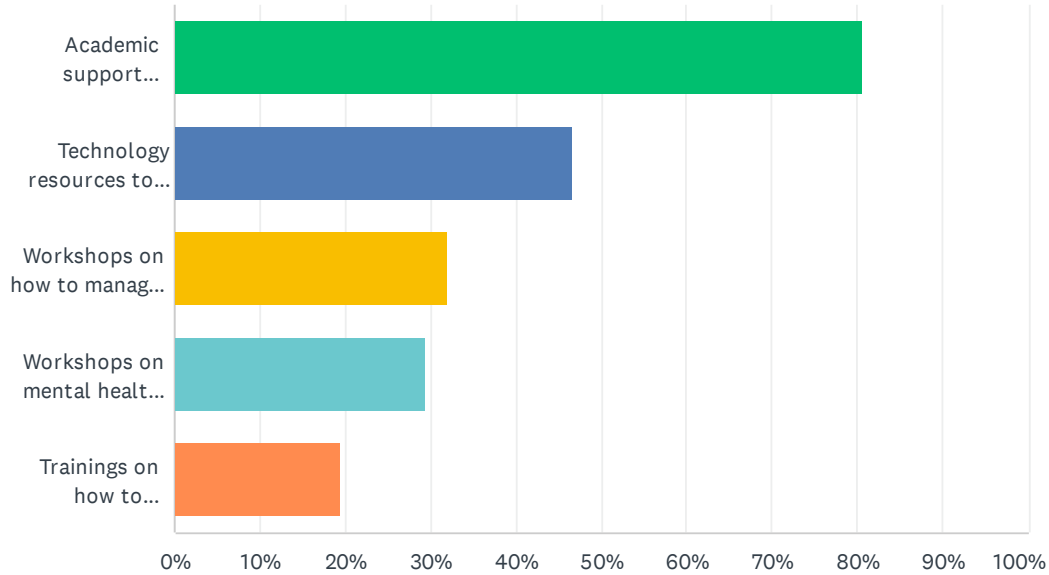
ANSWER CHOICES	RESPONSES	
Family fun nights	69.81%	111
Reading strategies	44.03%	70
Math strategies	40.88%	65
Homework help	40.88%	65
Volunteer opportunities	32.08%	51
Managing behavior at home	25.79%	41
Mental health resources	24.53%	39
Transition to middle school	22.01%	35
Community resources	16.98%	27
Technology assistance	16.35%	26
FOCUS support	15.09%	24
School Advisory Council (SAC) or Parent-Teacher Organization (PTO/PTA)	14.47%	23
Parent Leadership Team	13.21%	21
Total Respondents: 159		

Q11 In what ways can family engagement be strengthened at your child's school?

Answered: 92 Skipped: 105

Q12 What types of family engagement resources would you use if they were provided at your school?

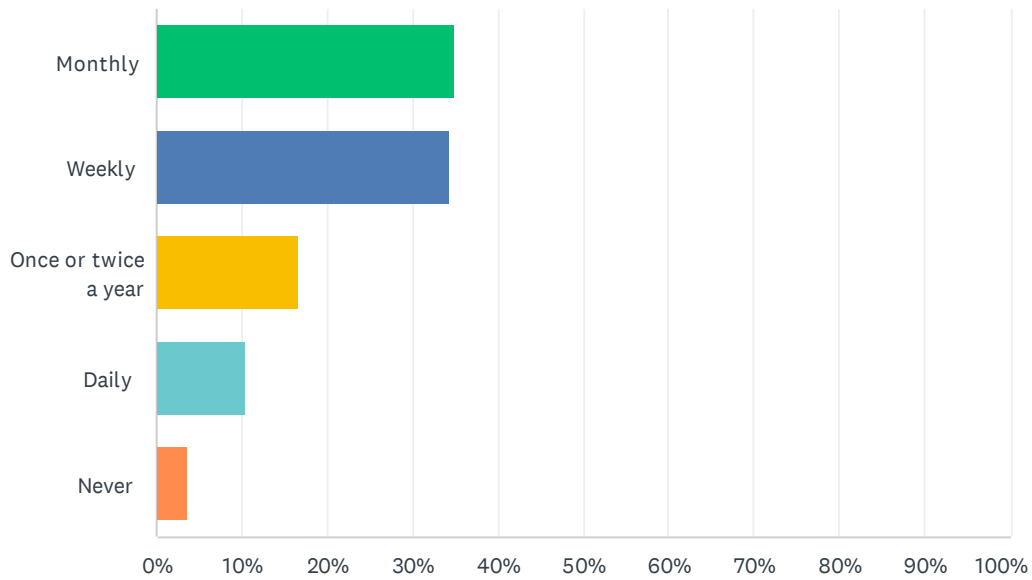
Answered: 150 Skipped: 47



ANSWER CHOICES	RESPONSES	
Academic support materials for families to use at home	80.67%	121
Technology resources to support learning at home	46.67%	70
Workshops on how to manage behaviors at home	32.00%	48
Workshops on mental health resources	29.33%	44
Trainings on how to participate in school decision-making committees	19.33%	29
Total Respondents: 150		

Q13 How often do you communicate with your child's teachers?

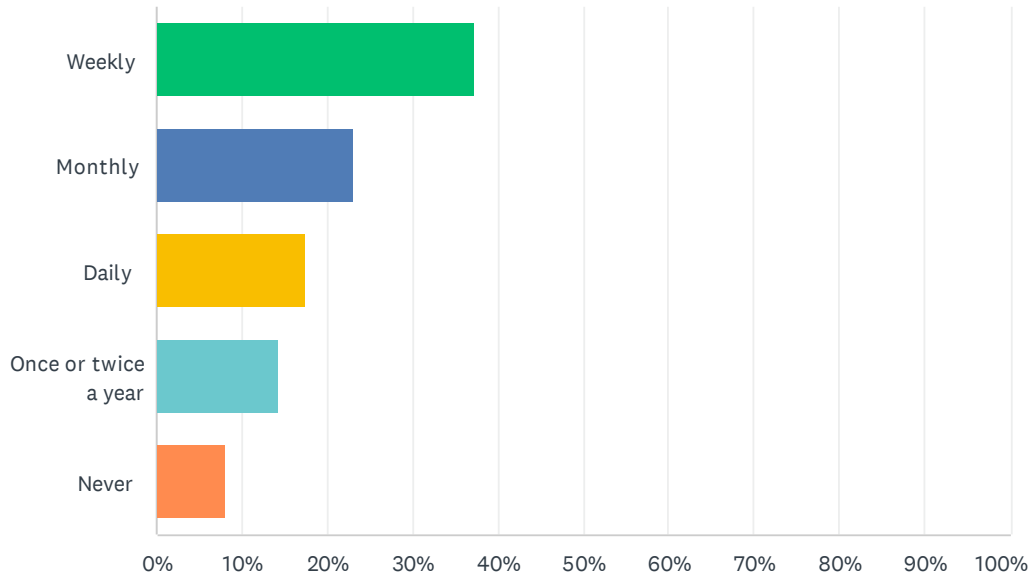
Answered: 163 Skipped: 34



ANSWER CHOICES	RESPONSES	
Monthly	34.97%	57
Weekly	34.36%	56
Once or twice a year	16.56%	27
Daily	10.43%	17
Never	3.68%	6
TOTAL		163

Q14 How often does your child's teacher communicate with you about your child's progress?

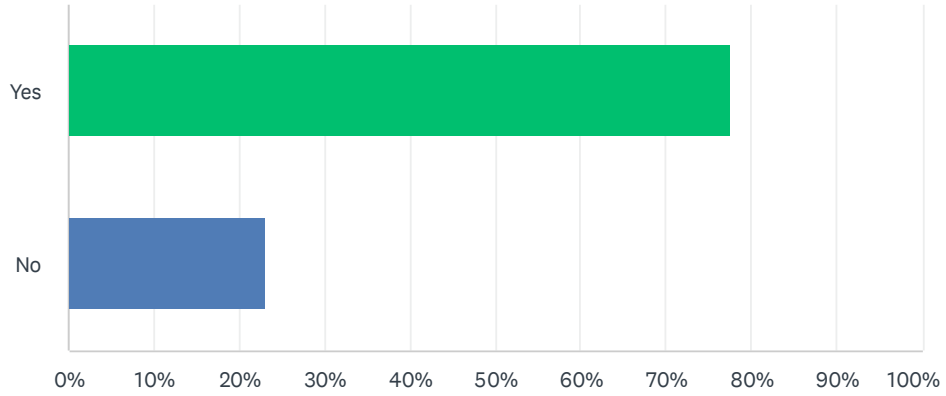
Answered: 161 Skipped: 36



ANSWER CHOICES	RESPONSES	
Weekly	37.27%	60
Monthly	22.98%	37
Daily	17.39%	28
Once or twice a year	14.29%	23
Never	8.07%	13
TOTAL		161

Q15 Are you satisfied with the relationship and communication you currently have with your child's principal?

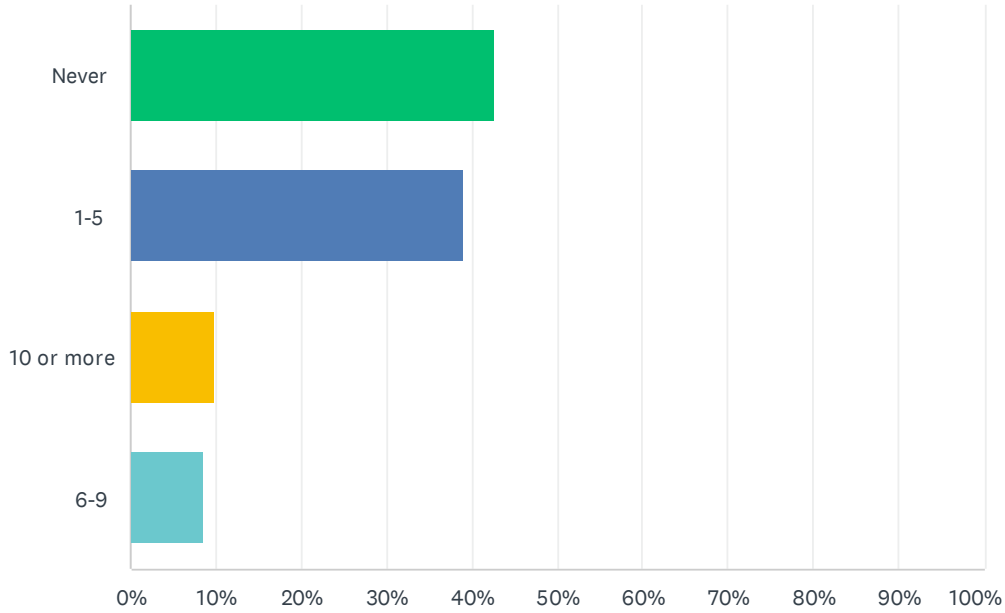
Answered: 156 Skipped: 41



ANSWER CHOICES	RESPONSES	
Yes	77.56%	121
No	23.08%	36
Total Respondents: 156		

Q16 How many times per month do you access your child's grades and attendance information through FOCUS?

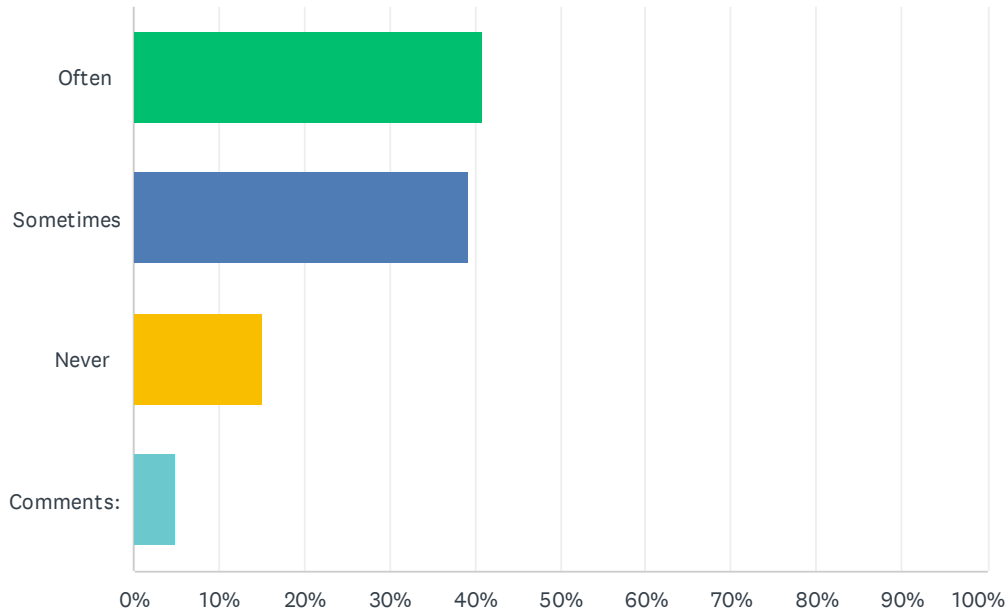
Answered: 164 Skipped: 33



ANSWER CHOICES	RESPONSES	
Never	42.68%	70
1-5	39.02%	64
10 or more	9.76%	16
6-9	8.54%	14
TOTAL		164

Q17 How often does your child's school or teachers provide you with information about ways you can help your child's learning at home?

Answered: 166 Skipped: 31



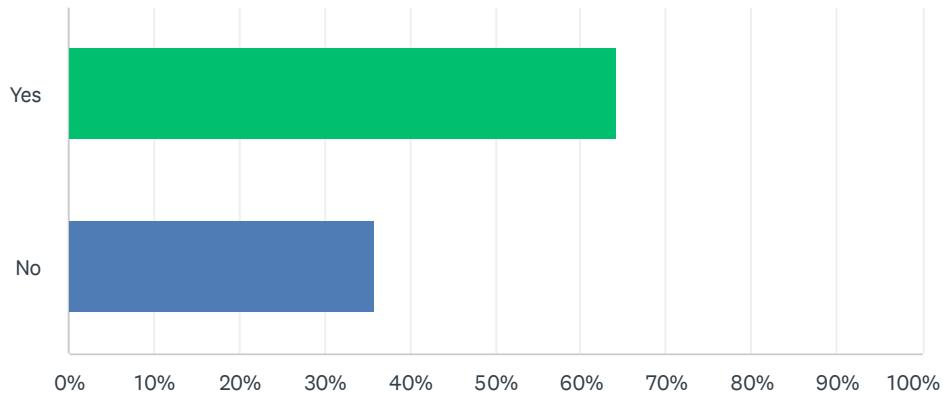
ANSWER CHOICES	RESPONSES	
Often	40.96%	68
Sometimes	39.16%	65
Never	15.06%	25
Comments:	4.82%	8
TOTAL		166

Q18 What can Brevard Public Schools do to ensure your child is successful in elementary school?

Answered: 92 Skipped: 105

Q19 Have you been given opportunities to provide input and feedback into school decisions (school improvement, Title I services, event planning, discipline)?

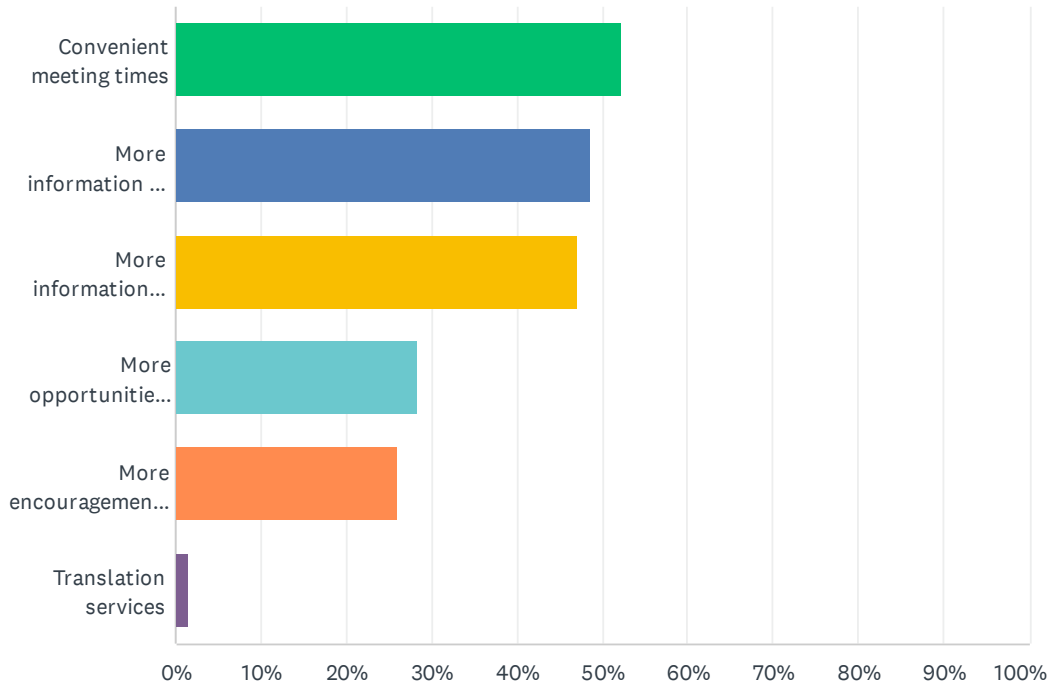
Answered: 156 Skipped: 41



ANSWER CHOICES	RESPONSES	
Yes	64.10%	100
No	35.90%	56
TOTAL		156

Q20 How could your school assist you in playing a more active role in school decision-making?

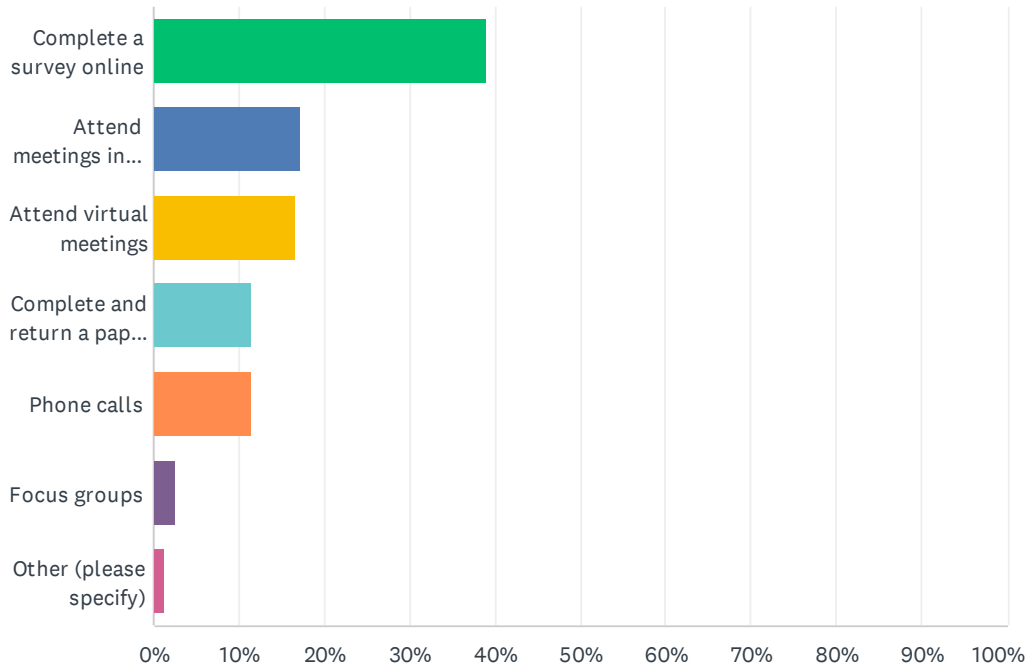
Answered: 138 Skipped: 59



ANSWER CHOICES	RESPONSES	
Convenient meeting times	52.17%	72
More information on how to become engaged	48.55%	67
More information about school issues to be addressed	47.10%	65
More opportunities to share my opinion about school issues	28.26%	39
More encouragement from the school to become engaged	26.09%	36
Translation services	1.45%	2
Total Respondents: 138		

Q21 What is the best way for you to provide input regarding your child's school?

Answered: 156 Skipped: 41



ANSWER CHOICES	RESPONSES	
Complete a survey online	39.10%	61
Attend meetings in person	17.31%	27
Attend virtual meetings	16.67%	26
Complete and return a paper survey	11.54%	18
Phone calls	11.54%	18
Focus groups	2.56%	4
Other (please specify)	1.28%	2
TOTAL		156

Q22 What do you feel is working well at your child's school? (This is your chance to brag about your school and share what you like about it!)

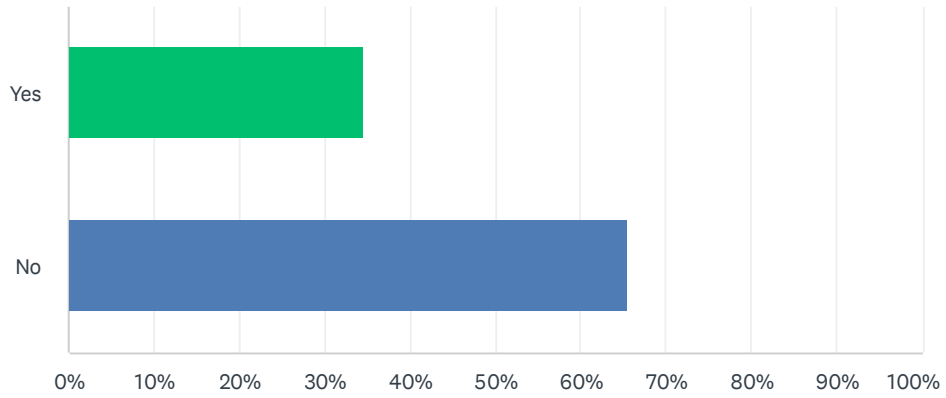
Answered: 77 Skipped: 120

Q23 What do you feel is not working, difficult, and/or needs improvement at your child's school? (This is your chance to tell us what you would like to see changed.)

Answered: 77 Skipped: 120

Q24 Are you aware of the four choice elementary schools?

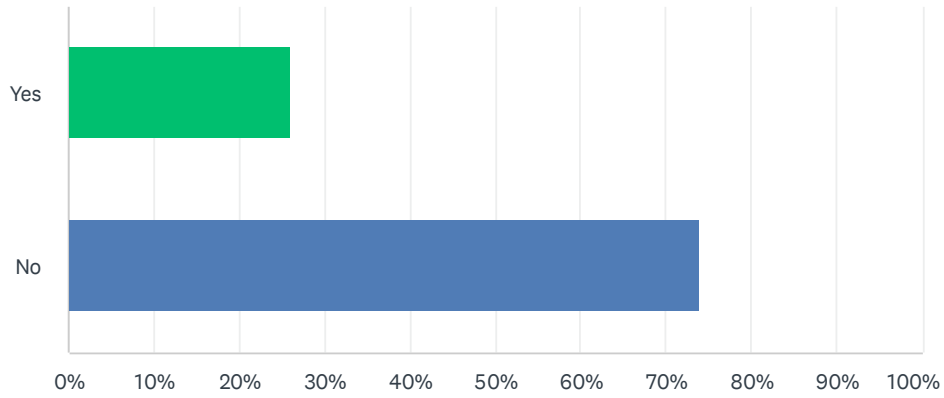
Answered: 156 Skipped: 41



ANSWER CHOICES	RESPONSES	
Yes	34.62%	54
No	65.38%	102
TOTAL		156

Q25 Have you visited the Open Enrollment Parental Choice webpage?

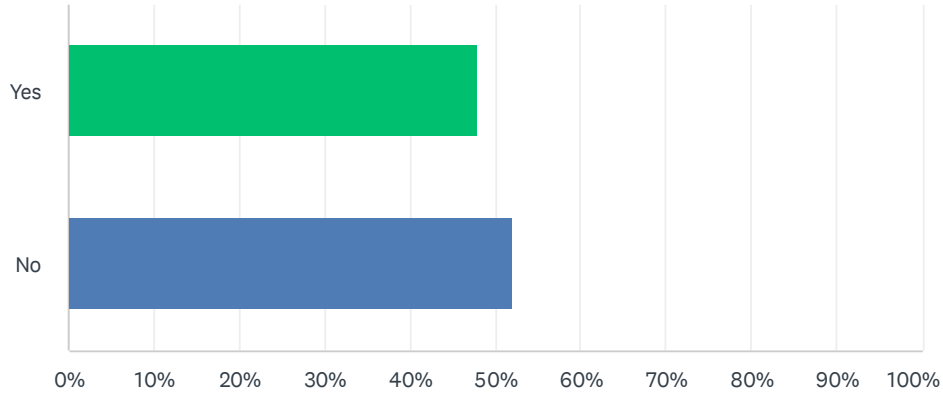
Answered: 154 Skipped: 43



ANSWER CHOICES	RESPONSES	
Yes	25.97%	40
No	74.03%	114
TOTAL		154

Q26 Are you aware of the school enrollment choices available to your child at Brevard Public Schools?

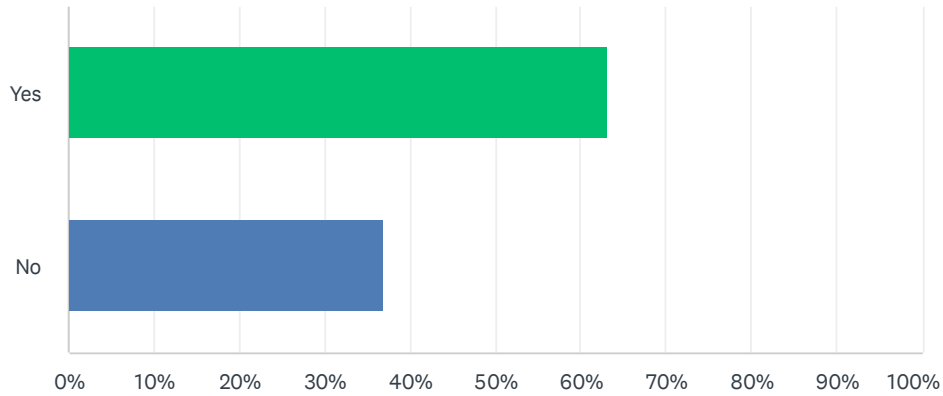
Answered: 154 Skipped: 43



ANSWER CHOICES	RESPONSES	
Yes	48.05%	74
No	51.95%	80
TOTAL		154

Q27 Do you use the school or district website to find information about your child's education?

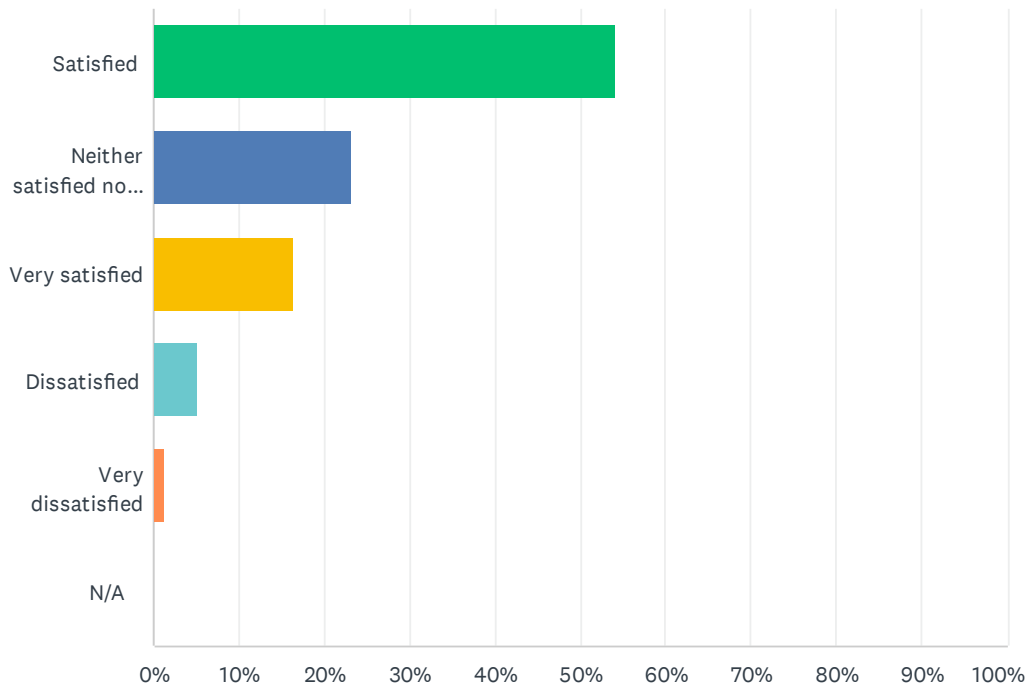
Answered: 157 Skipped: 40



ANSWER CHOICES	RESPONSES	
Yes	63.06%	99
No	36.94%	58
TOTAL		157

Q28 Please rate your overall satisfaction with Brevard Public Schools.

Answered: 159 Skipped: 38



ANSWER CHOICES	RESPONSES	
Satisfied	54.09%	86
Neither satisfied nor dissatisfied	23.27%	37
Very satisfied	16.35%	26
Dissatisfied	5.03%	8
Very dissatisfied	1.26%	2
N/A	0.00%	0
TOTAL		159