

Q1 What school does your child attend?

Answered: 134 Skipped: 0



Brevard Public Schools Elementary Parent Survey 2018-2019

Middle									
Johnson Middle									
Jupiter Elementary									
Kennedy Middle									
Lockmar Elementary									
Longleaf Elementary									
Madison Middle									
Manatee Elementary									
McAuliffe Elementary									
McNair Magnet Middle									
Meadowlane Intermediate...									
Meadowlane Primary...									
Merritt Island High School ...									
Melbourne High									
Merritt Island High									
MILA Elementary									
Mims Elementary									
Pathways at Gardendale...									
Oak Park Elementary									
Palm Bay Elementary									
Palm Bay High School VPK...									

Brevard Public Schools Elementary Parent Survey 2018-2019

Palm Bay Magnet High									
Pinewood Elementary									
Port Malabar Elementary									
Quest Elementary...									
Riviera Elementary									
Rockledge High									
Roosevelt Elementary									
Sabal Elementary									
Satellite High School VPK...									
Satellite High									
Saturn Elementary									
Sea Park Elementary									
Sherwood Elementary									
Pathways at Pine Grove...									
South Area Head Start									
South Lake Elementary									
Southwest Middle									
Space Coast Jr./Sr. High									
Stevenson Elementary									
Stone Middle									
Sunrise Elementary									

Brevard Public Schools Elementary Parent Survey 2018-2019



ANSWER CHOICES	RESPONSES	
Ocean Breeze Elementary	100.00%	134
Riverview School	0.00%	0
Allen, Roy Elementary	0.00%	0
Andersen Elementary	0.00%	0
Apollo Elementary	0.00%	0
Astronaut High	0.00%	0
Atlantis Elementary	0.00%	0
Audubon Elementary	0.00%	0
Bayside High	0.00%	0
Brevard Virtual Instruction Program (BVIP)	0.00%	0
Cambridge Elementary Magnet	0.00%	0

Brevard Public Schools Elementary Parent Survey 2018-2019

Cape View Elementary	0.00%	0
Carroll, Lewis Elementary	0.00%	0
Central Middle	0.00%	0
Challenger 7 Elementary	0.00%	0
Cocoa Beach Jr./Sr. High	0.00%	0
Cocoa High	0.00%	0
Columbia Elementary	0.00%	0
Coquina Elementary	0.00%	0
Dr W. J. Creel Elementary	0.00%	0
Croton Elementary	0.00%	0
DeLaura Middle	0.00%	0
Discovery Elementary	0.00%	0
Eau Gallie High	0.00%	0
Edgewood Jr./Sr. High	0.00%	0
Endeavour Elementary	0.00%	0
Eau Gallie High School VPK program	0.00%	0
Enterprise Elementary	0.00%	0
Fairglen Elementary	0.00%	0
Freedom 7 Elementary	0.00%	0
Gemini Elementary	0.00%	0
Golfview Elementary	0.00%	0
Harbor City Elementary	0.00%	0
Heritage High	0.00%	0
Holland Elementary	0.00%	0
Hoover Middle	0.00%	0
Imperial Estates Elementary	0.00%	0
Indialantic Elementary	0.00%	0
Jackson Middle	0.00%	0
Jefferson Middle	0.00%	0
Johnson Middle	0.00%	0
Jupiter Elementary	0.00%	0
Kennedy Middle	0.00%	0
Lockmar Elementary	0.00%	0
Longleaf Elementary	0.00%	0
Madison Middle	0.00%	0

Brevard Public Schools Elementary Parent Survey 2018-2019

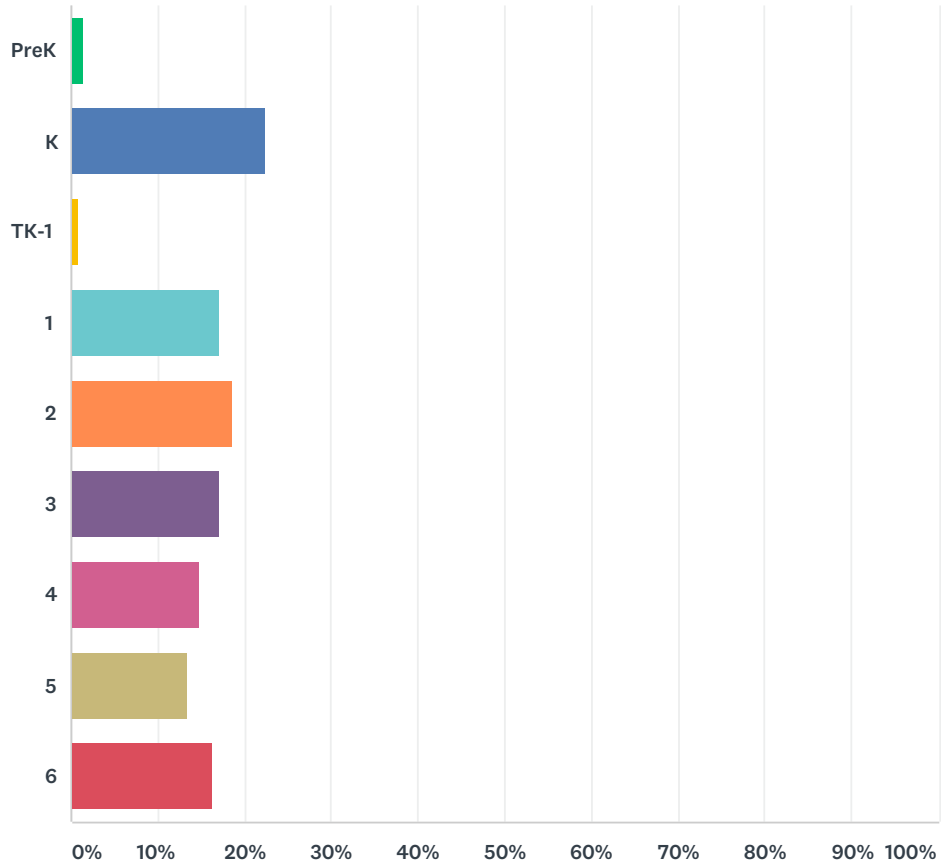
Manatee Elementary	0.00%	0
McAuliffe Elementary	0.00%	0
McNair Magnet Middle	0.00%	0
Meadowlane Intermediate Elementary	0.00%	0
Meadowlane Primary Elementary	0.00%	0
Merritt Island High School VPK program	0.00%	0
Melbourne High	0.00%	0
Merritt Island High	0.00%	0
MILA Elementary	0.00%	0
Mims Elementary	0.00%	0
Pathways at Gardendale (North/Central Area Alternative Center)	0.00%	0
Oak Park Elementary	0.00%	0
Palm Bay Elementary	0.00%	0
Palm Bay High School VPK program	0.00%	0
Palm Bay Magnet High	0.00%	0
Pinewood Elementary	0.00%	0
Port Malabar Elementary	0.00%	0
Quest Elementary School	0.00%	0
Riviera Elementary	0.00%	0
Rockledge High	0.00%	0
Roosevelt Elementary	0.00%	0
Sabal Elementary	0.00%	0
Satellite High School VPK program	0.00%	0
Satellite High	0.00%	0
Saturn Elementary	0.00%	0
Sea Park Elementary	0.00%	0
Sherwood Elementary	0.00%	0
Pathways at Pine Grove (South Area Alternative Center)	0.00%	0
South Area Head Start	0.00%	0
South Lake Elementary	0.00%	0
Southwest Middle	0.00%	0
Space Coast Jr./Sr. High	0.00%	0
Stevenson Elementary	0.00%	0
Stone Middle	0.00%	0
Sunrise Elementary	0.00%	0

Brevard Public Schools Elementary Parent Survey 2018-2019

Suntree Elementary	0.00%	0
Surfside Elementary	0.00%	0
Titusville High	0.00%	0
Tropical Elementary	0.00%	0
Turner Elementary	0.00%	0
University Park Elementary	0.00%	0
Viera High School VPK program	0.00%	0
Viera High	0.00%	0
West Melbourne Elementary School for Science	0.00%	0
West Shore Jr./Sr. High	0.00%	0
Westside Elementary	0.00%	0
Williams Elementary	0.00%	0
TOTAL		134

Q2 What is your child's current grade level?

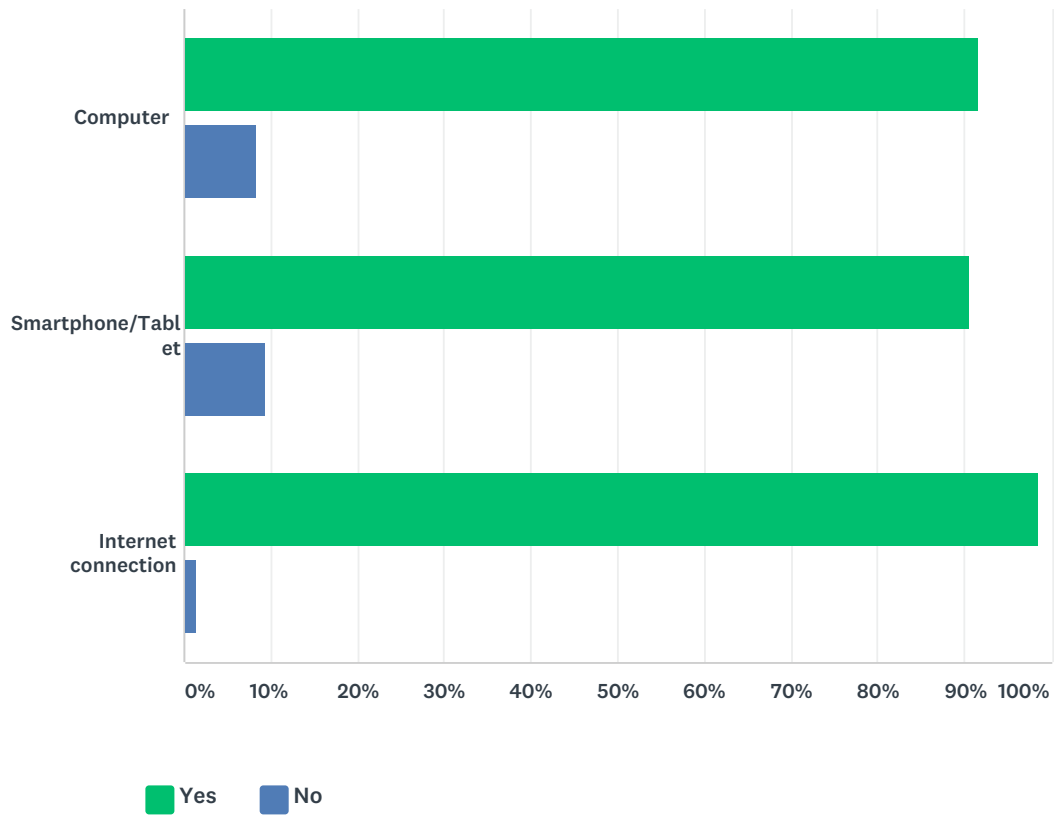
Answered: 134 Skipped: 0



ANSWER CHOICES	RESPONSES	
PreK	1.49%	2
K	22.39%	30
TK-1	0.75%	1
1	17.16%	23
2	18.66%	25
3	17.16%	23
4	14.93%	20
5	13.43%	18
6	16.42%	22
Total Respondents: 134		

Q3 Does your child have access to a computer and internet connection outside of school?

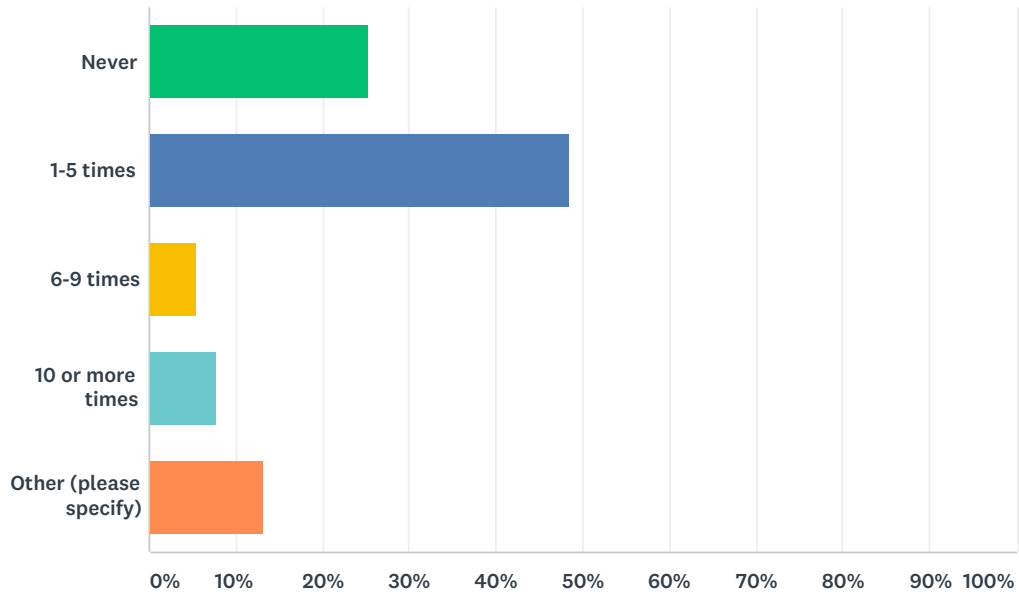
Answered: 131 Skipped: 3



	YES	NO	TOTAL
Computer	91.60% 120	8.40% 11	131
Smartphone/Tablet	90.63% 116	9.38% 12	128
Internet connection	98.44% 126	1.56% 2	128

Q4 How many times per month do you access the school website?

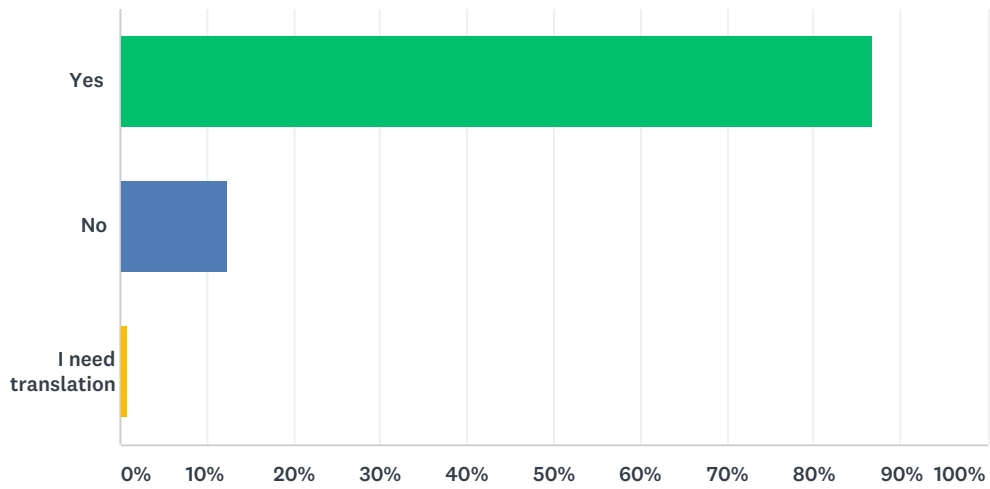
Answered: 130 Skipped: 4



ANSWER CHOICES	RESPONSES	
Never	25.38%	33
1-5 times	48.46%	63
6-9 times	5.38%	7
10 or more times	7.69%	10
Other (please specify)	13.08%	17
TOTAL		130

Q5 Does your child's school keep you informed about information and events in a format that is easy to understand?

Answered: 130 Skipped: 4

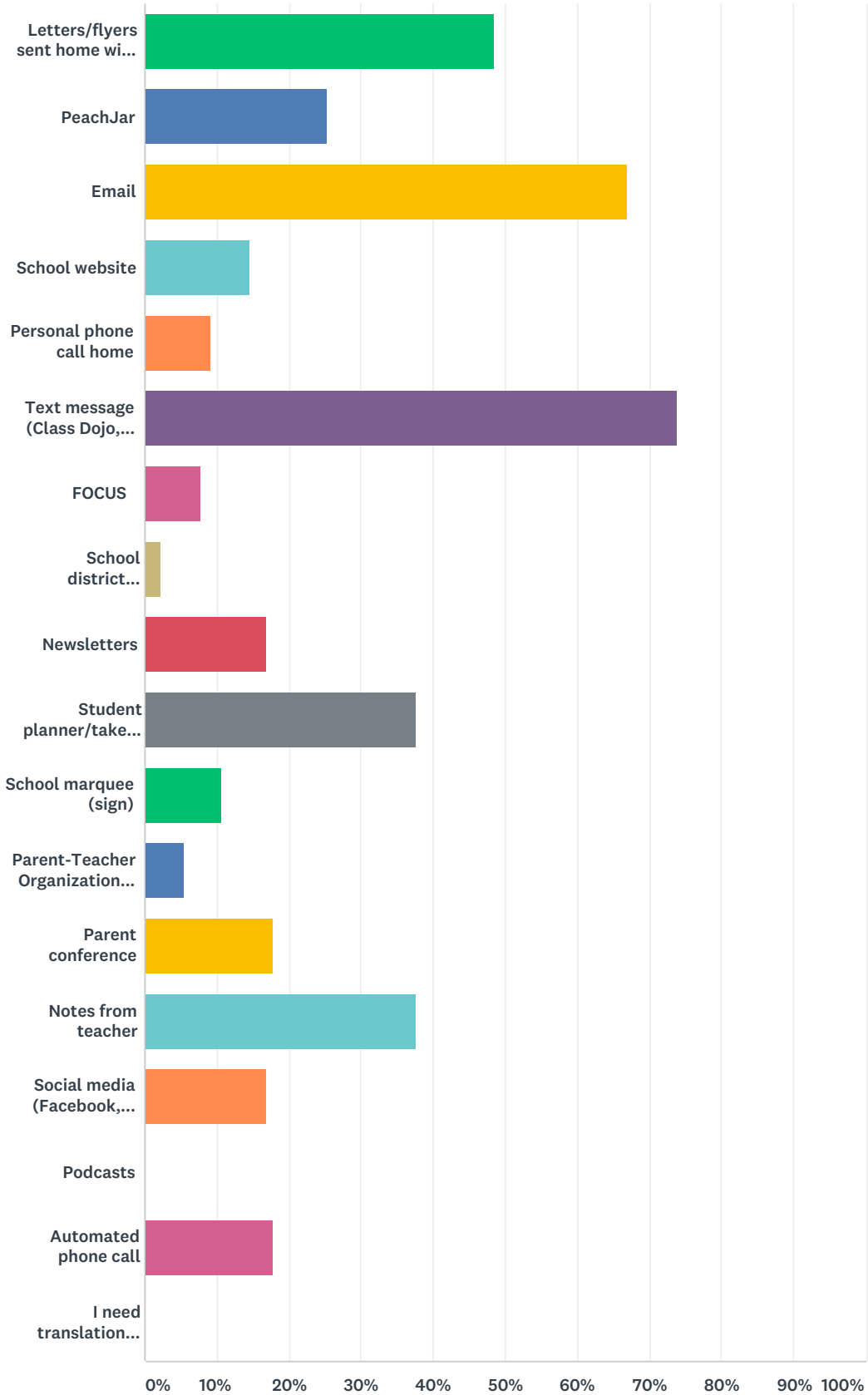


ANSWER CHOICES	RESPONSES	
Yes	86.92%	113
No	12.31%	16
I need translation	0.77%	1
TOTAL		130

Q6 How would you prefer to receive information about events and/or your child's progress from the school? (check all that apply)

Answered: 130 Skipped: 4

Brevard Public Schools Elementary Parent Survey 2018-2019



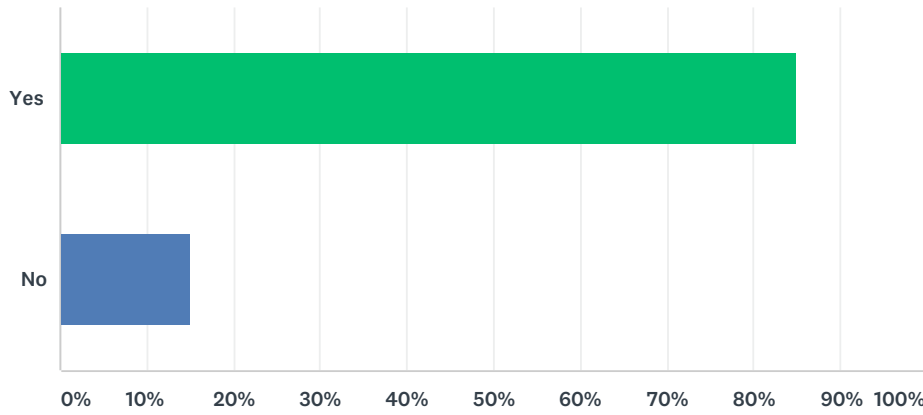
ANSWER CHOICES	RESPONSES
Letters/flyers sent home with students	48.46% 63

Brevard Public Schools Elementary Parent Survey 2018-2019

PeachJar	25.38%	33
Email	66.92%	87
School website	14.62%	19
Personal phone call home	9.23%	12
Text message (Class Dojo, Remind)	73.85%	96
FOCUS	7.69%	10
School district website	2.31%	3
Newsletters	16.92%	22
Student planner/take-home folder	37.69%	49
School marquee (sign)	10.77%	14
Parent-Teacher Organization (PTO/PTA)	5.38%	7
Parent conference	17.69%	23
Notes from teacher	37.69%	49
Social media (Facebook, Twitter)	16.92%	22
Podcasts	0.00%	0
Automated phone call	17.69%	23
I need translation assistance	0.00%	0
Total Respondents: 130		

Q7 Do you feel welcome at your child's school?

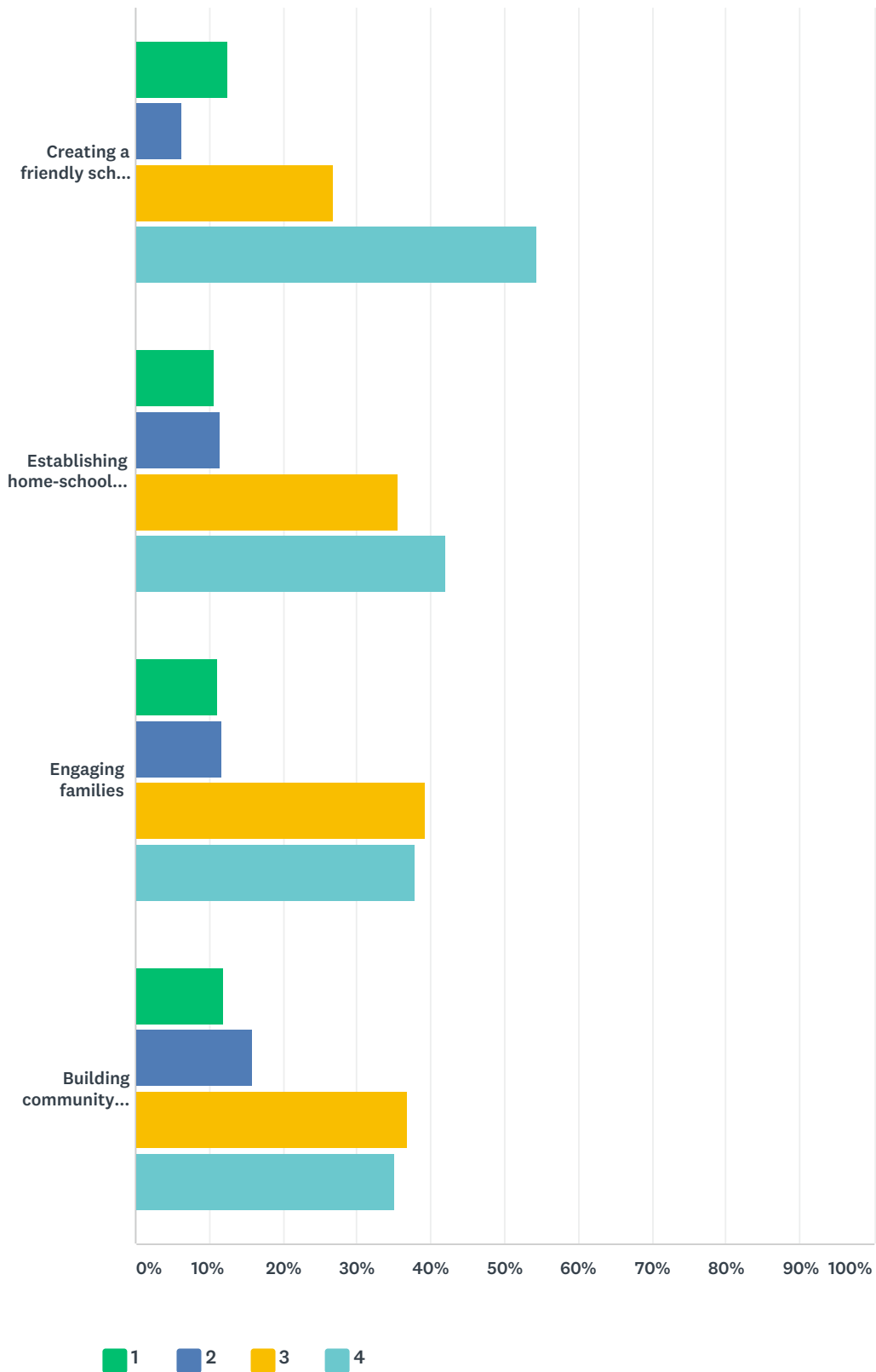
Answered: 126 Skipped: 8



ANSWER CHOICES	RESPONSES	
Yes	84.92%	107
No	15.08%	19
TOTAL		126

Q8 Please rank the following from 1 (not well) through 4 (extremely well) according to how well your child's school supports each area:

Answered: 127 Skipped: 7

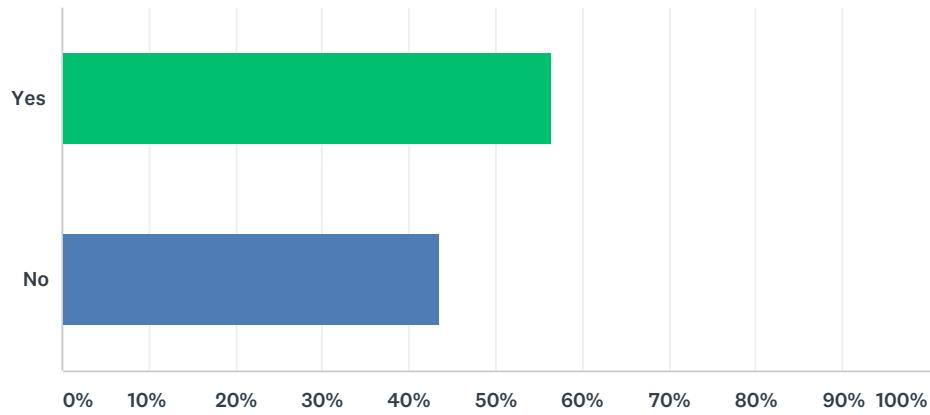


Brevard Public Schools Elementary Parent Survey 2018-2019

	1	2	3	4	TOTAL	WEIGHTED AVERAGE
Creating a friendly school climate	12.60% 16	6.30% 8	26.77% 34	54.33% 69	127	3.23
Establishing home-school communications	10.74% 13	11.57% 14	35.54% 43	42.15% 51	121	3.09
Engaging families	11.02% 14	11.81% 15	39.37% 50	37.80% 48	127	3.04
Building community partnerships	12.00% 15	16.00% 20	36.80% 46	35.20% 44	125	2.95

Q9 Have you been given opportunities to provide input and feedback into school decisions (school improvement, Title I services, event planning, discipline)?

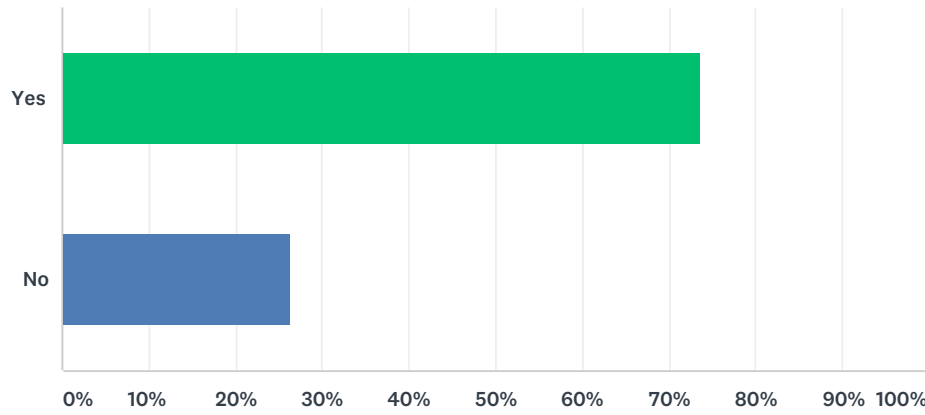
Answered: 124 Skipped: 10



ANSWER CHOICES	RESPONSES	
Yes	56.45%	70
No	43.55%	54
TOTAL		124

Q10 Do you feel your child's school values input from families?

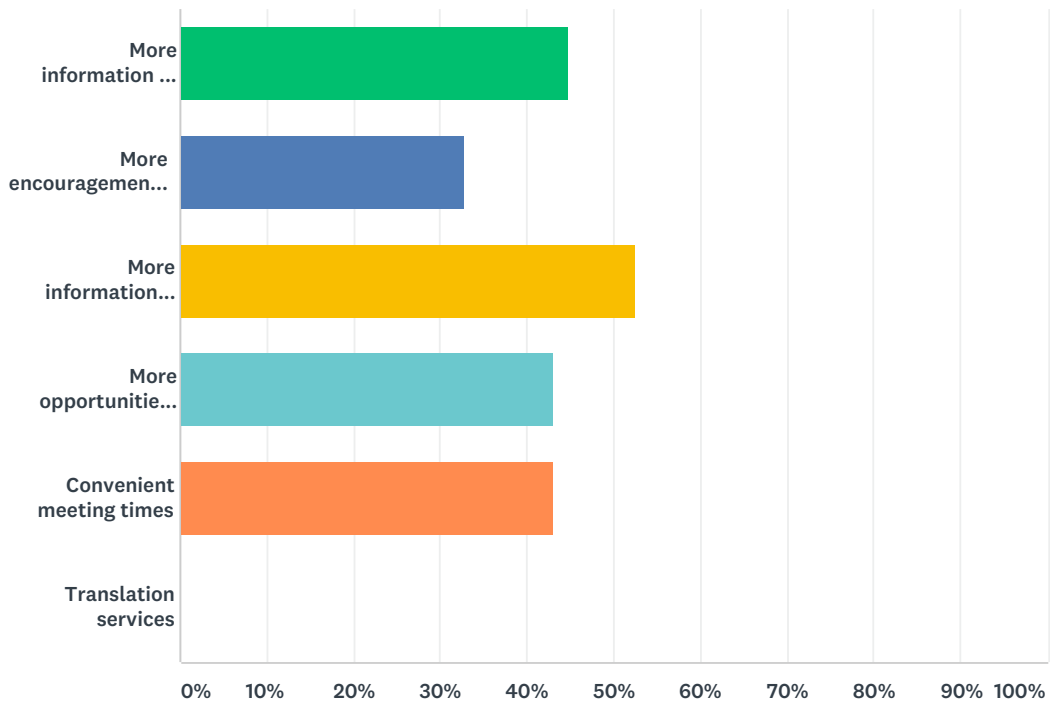
Answered: 121 Skipped: 13



ANSWER CHOICES	RESPONSES	
Yes	73.55%	89
No	26.45%	32
TOTAL		121

Q11 How could your school assist you in playing a more active role in school decision-making?

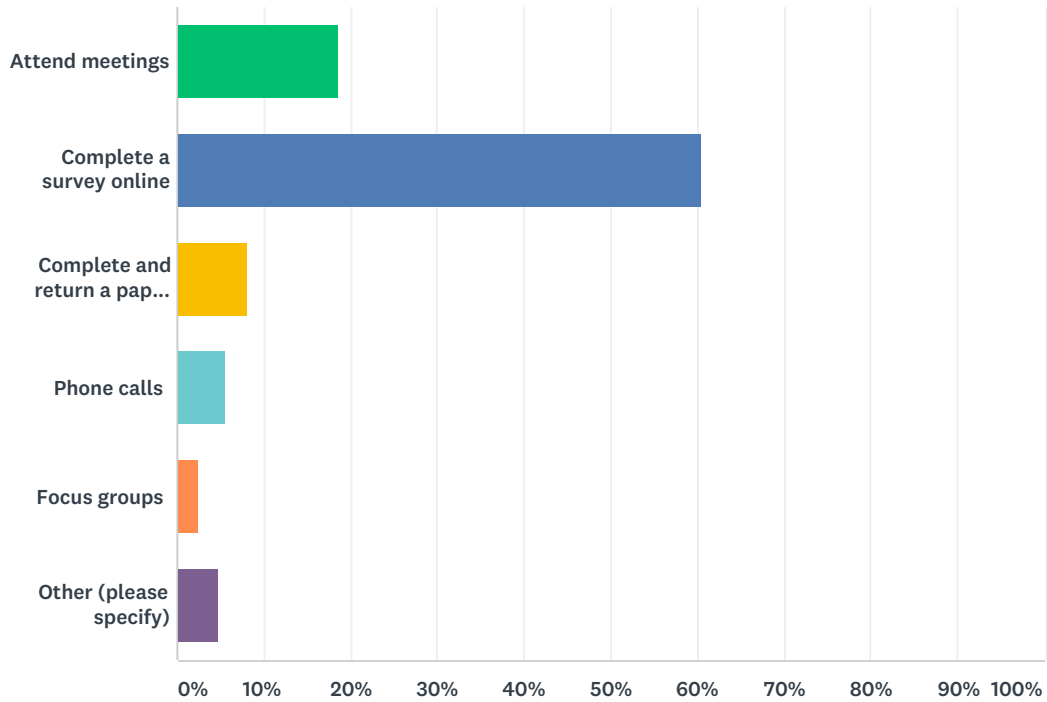
Answered: 116 Skipped: 18



ANSWER CHOICES	RESPONSES	
More information on how to become engaged	44.83%	52
More encouragement from the school to become engaged	32.76%	38
More information about school issues to be addressed	52.59%	61
More opportunities to share my opinion about school issues	43.10%	50
Convenient meeting times	43.10%	50
Translation services	0.00%	0
Total Respondents: 116		

Q12 What is the best way for you to provide input regarding your child's school?

Answered: 124 Skipped: 10



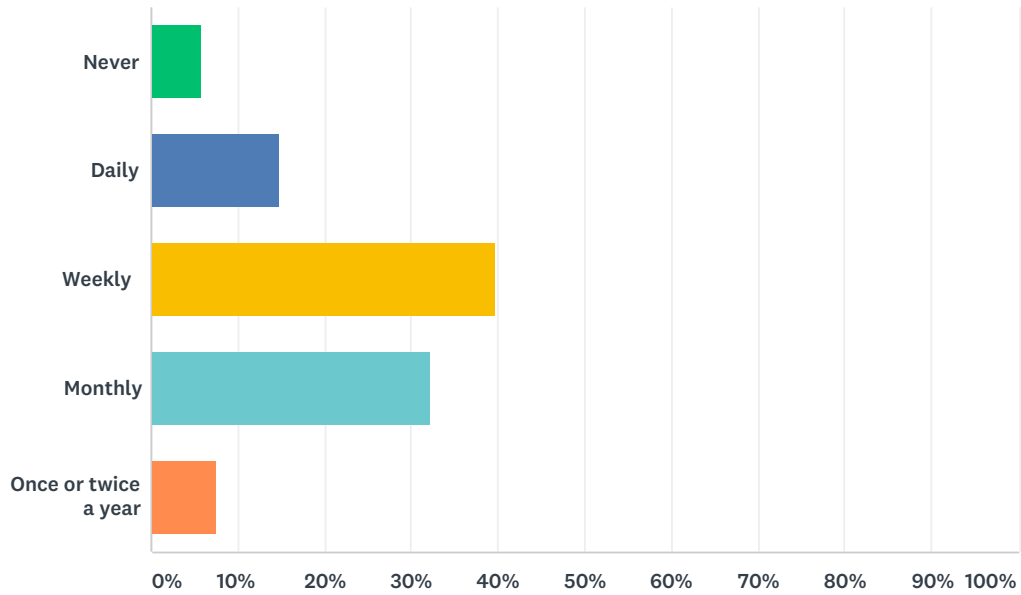
ANSWER CHOICES	RESPONSES	
Attend meetings	18.55%	23
Complete a survey online	60.48%	75
Complete and return a paper survey	8.06%	10
Phone calls	5.65%	7
Focus groups	2.42%	3
Other (please specify)	4.84%	6
TOTAL		124

Q13 In what ways can family engagement be strengthened at your child's school?

Answered: 56 Skipped: 78

Q14 How often do you communicate with your child's teachers?

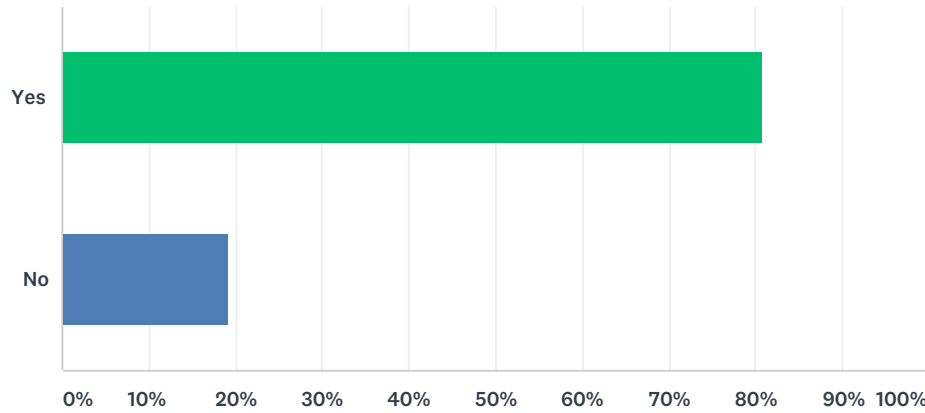
Answered: 121 Skipped: 13



ANSWER CHOICES	RESPONSES	
Never	5.79%	7
Daily	14.88%	18
Weekly	39.67%	48
Monthly	32.23%	39
Once or twice a year	7.44%	9
TOTAL		121

Q15 Are you aware of what your child is expected to master in all subject areas?

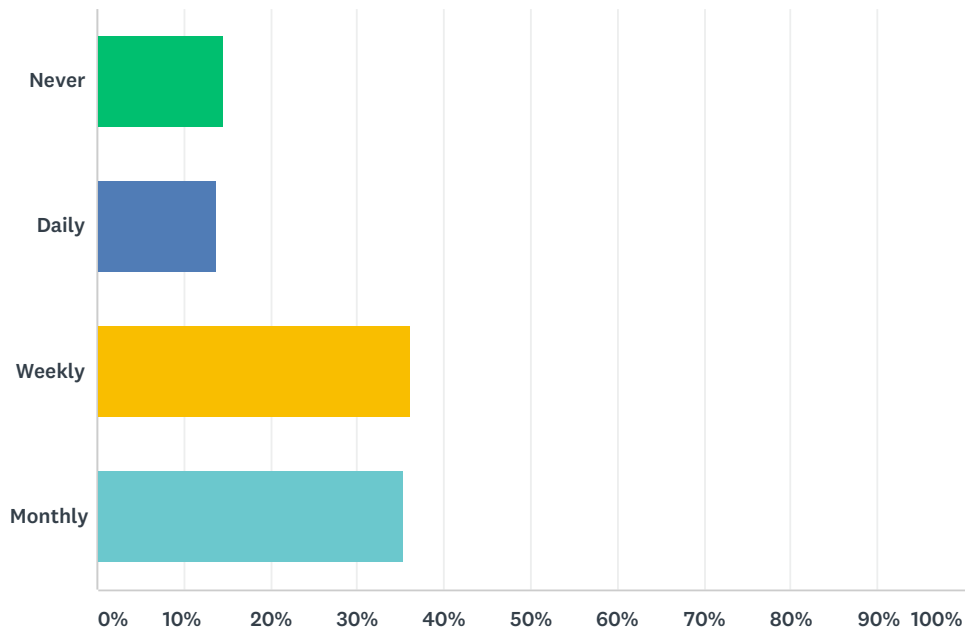
Answered: 119 Skipped: 15



ANSWER CHOICES	RESPONSES	
Yes	80.67%	96
No	19.33%	23
TOTAL		119

Q16 How often does your child's teacher communicate with you about your child's progress?

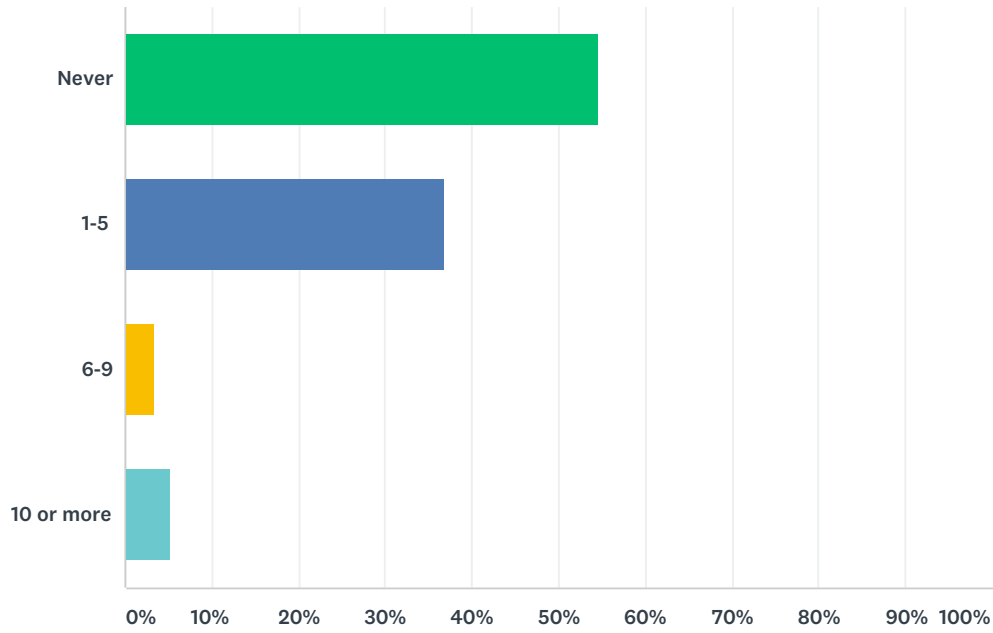
Answered: 102 Skipped: 32



ANSWER CHOICES	RESPONSES	
Never	14.71%	15
Daily	13.73%	14
Weekly	36.27%	37
Monthly	35.29%	36
TOTAL		102

Q17 How many times per month do you access your child's grades through FOCUS?

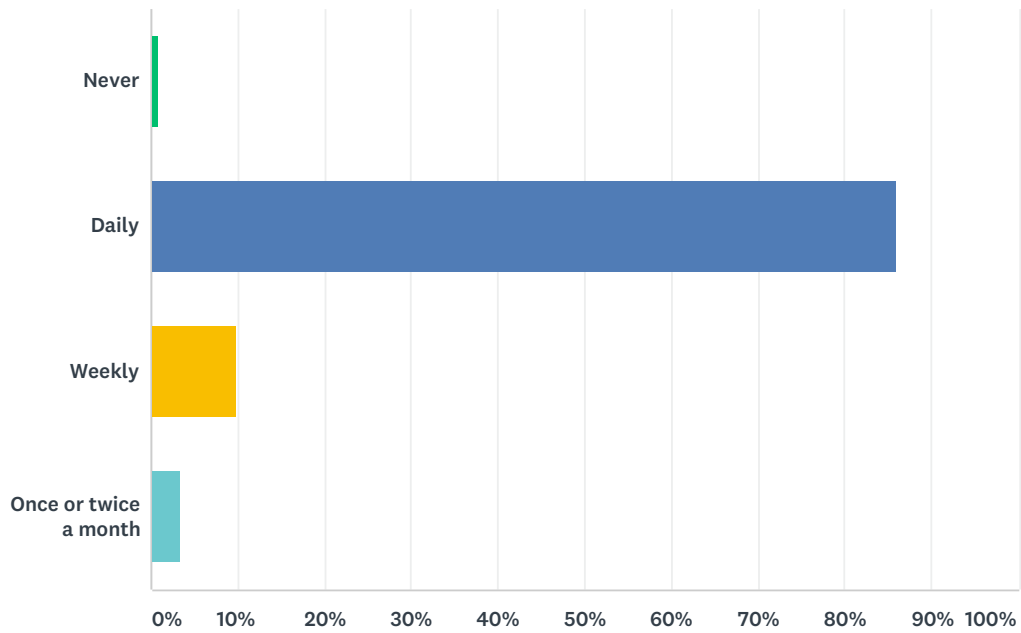
Answered: 117 Skipped: 17



ANSWER CHOICES	RESPONSES	
Never	54.70%	64
1-5	36.75%	43
6-9	3.42%	4
10 or more	5.13%	6
TOTAL		117

Q18 How often do you have conversations with your child about what he or she is learning in school?

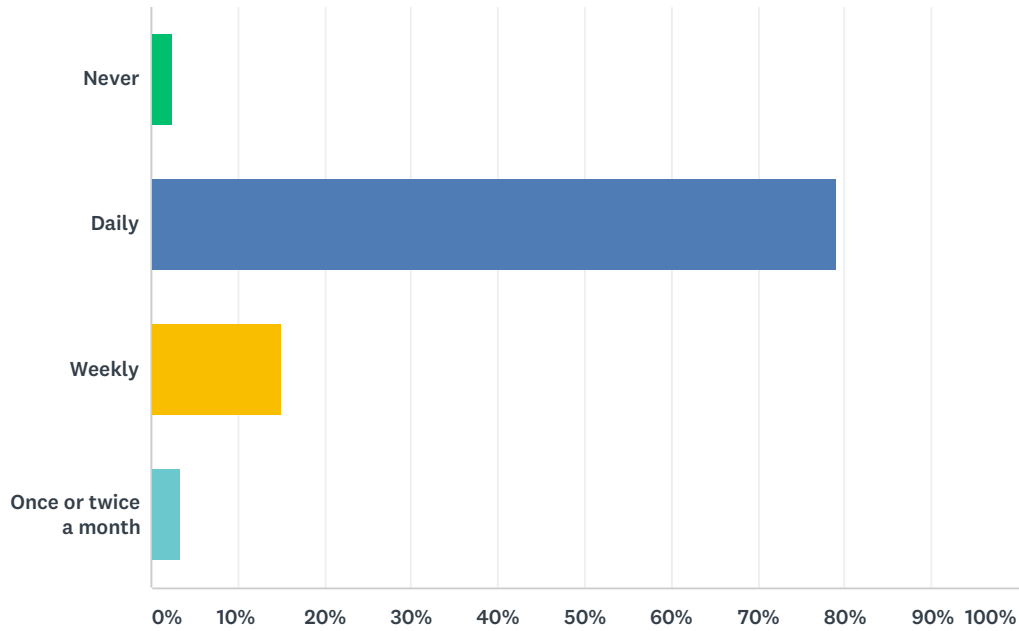
Answered: 121 Skipped: 13



ANSWER CHOICES	RESPONSES
Never	0.83% 1
Daily	85.95% 104
Weekly	9.92% 12
Once or twice a month	3.31% 4
TOTAL	121

Q19 How often do you work with your child on homework or class assignments?

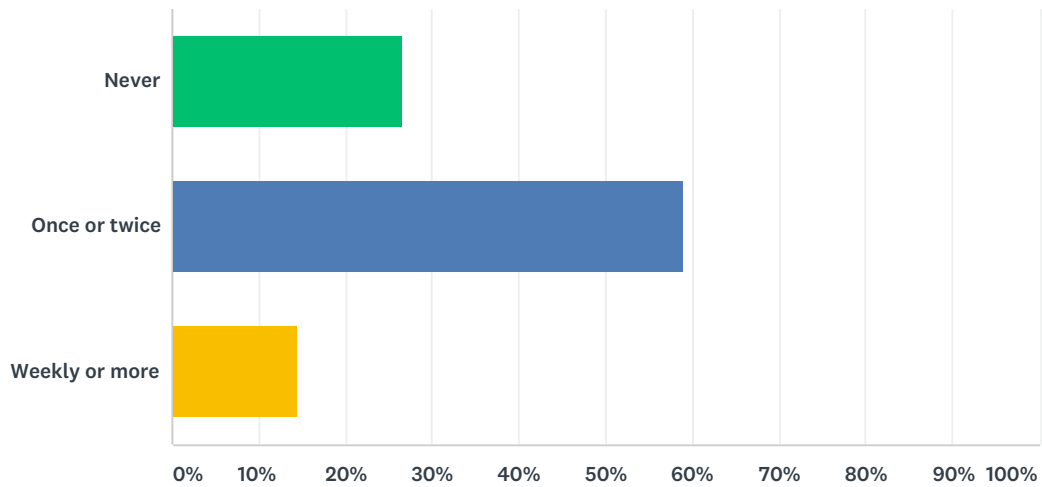
Answered: 119 Skipped: 15



ANSWER CHOICES	RESPONSES	
Never	2.52%	3
Daily	78.99%	94
Weekly	15.13%	18
Once or twice a month	3.36%	4
TOTAL		119

Q20 In the past year, how often have you participated in classroom activities during the school day?

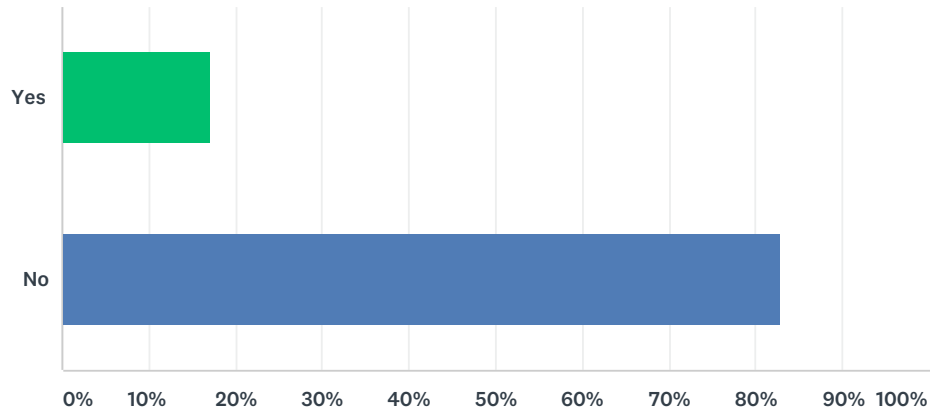
Answered: 117 Skipped: 17



ANSWER CHOICES	RESPONSES	
Never	26.50%	31
Once or twice	58.97%	69
Weekly or more	14.53%	17
TOTAL		117

Q21 Is the cost of fingerprinting a barrier to volunteering at your child's school?

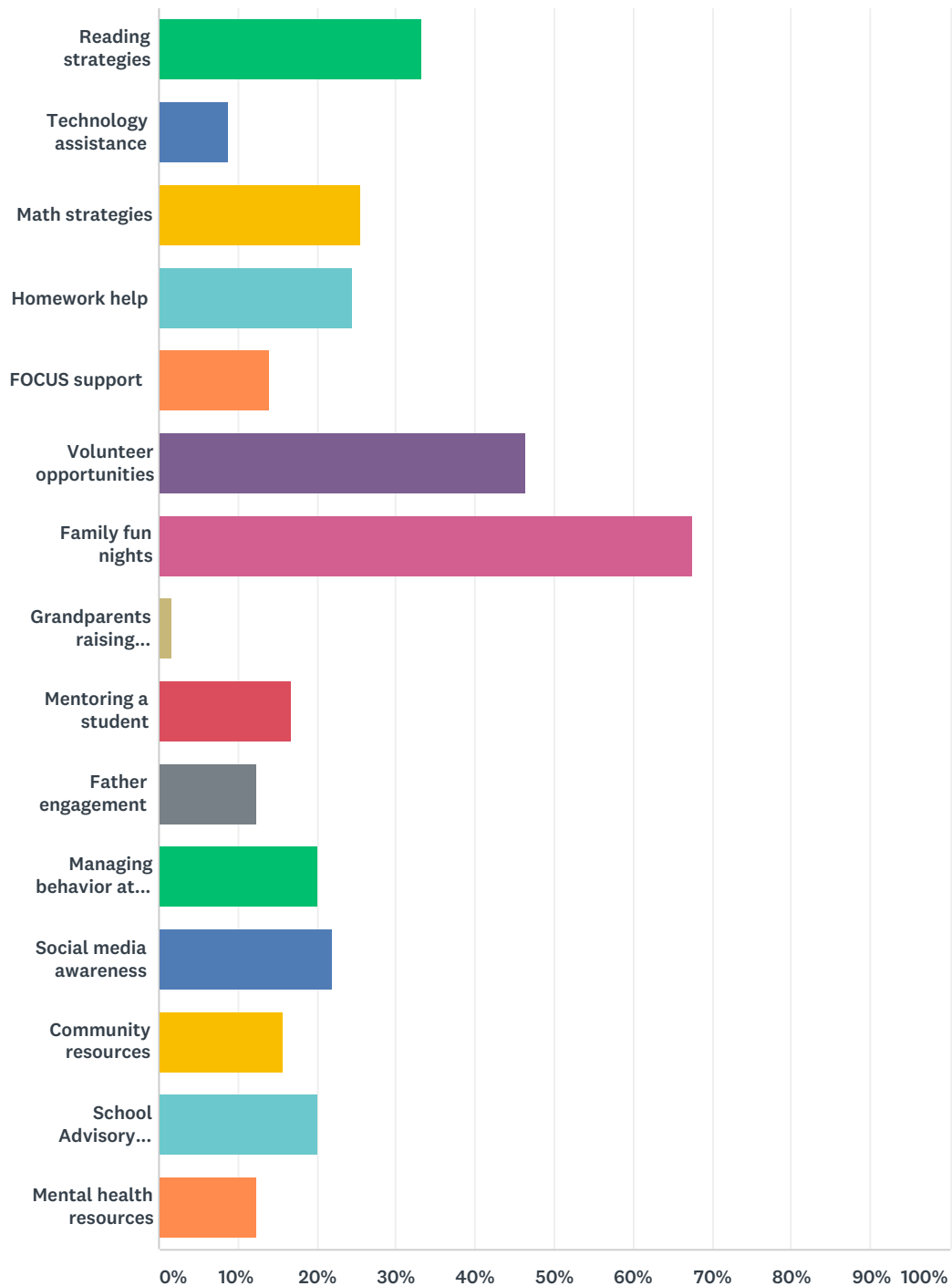
Answered: 117 Skipped: 17



ANSWER CHOICES	RESPONSES	
Yes	17.09%	20
No	82.91%	97
TOTAL		117

Q22 Which of the following informational meetings and activities would you participate in or attend?

Answered: 114 Skipped: 20



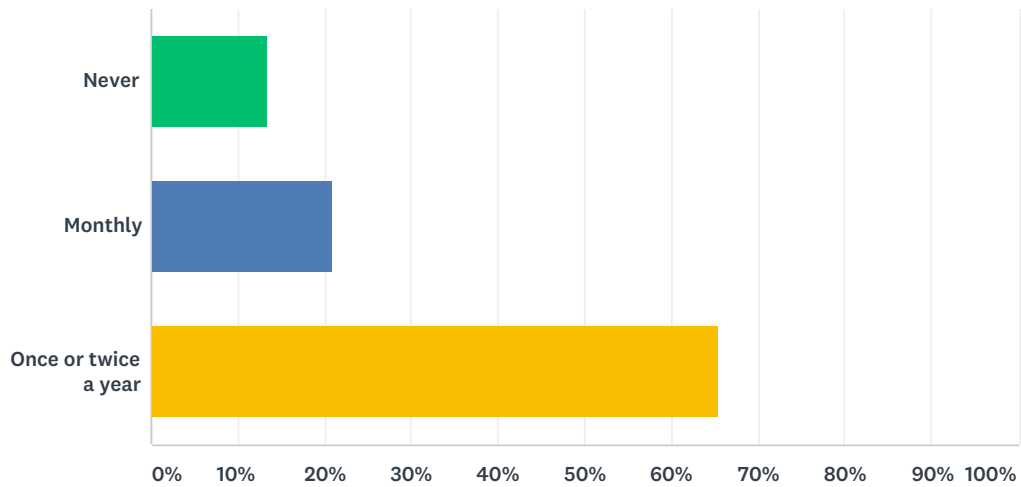
ANSWER CHOICES	RESPONSES
Reading strategies	33.33% 38
Technology assistance	8.77% 10

Brevard Public Schools Elementary Parent Survey 2018-2019

Math strategies	25.44%	29
Homework help	24.56%	28
FOCUS support	14.04%	16
Volunteer opportunities	46.49%	53
Family fun nights	67.54%	77
Grandparents raising grandchildren	1.75%	2
Mentoring a student	16.67%	19
Father engagement	12.28%	14
Managing behavior at home	20.18%	23
Social media awareness	21.93%	25
Community resources	15.79%	18
School Advisory Council (SAC) or Parent-Teacher Organization (PTO/PTA)	20.18%	23
Mental health resources	12.28%	14
Total Respondents: 114		

Q23 In the past year, how often did you attend a parent meeting or event at your child's school that supported your child's academic success?

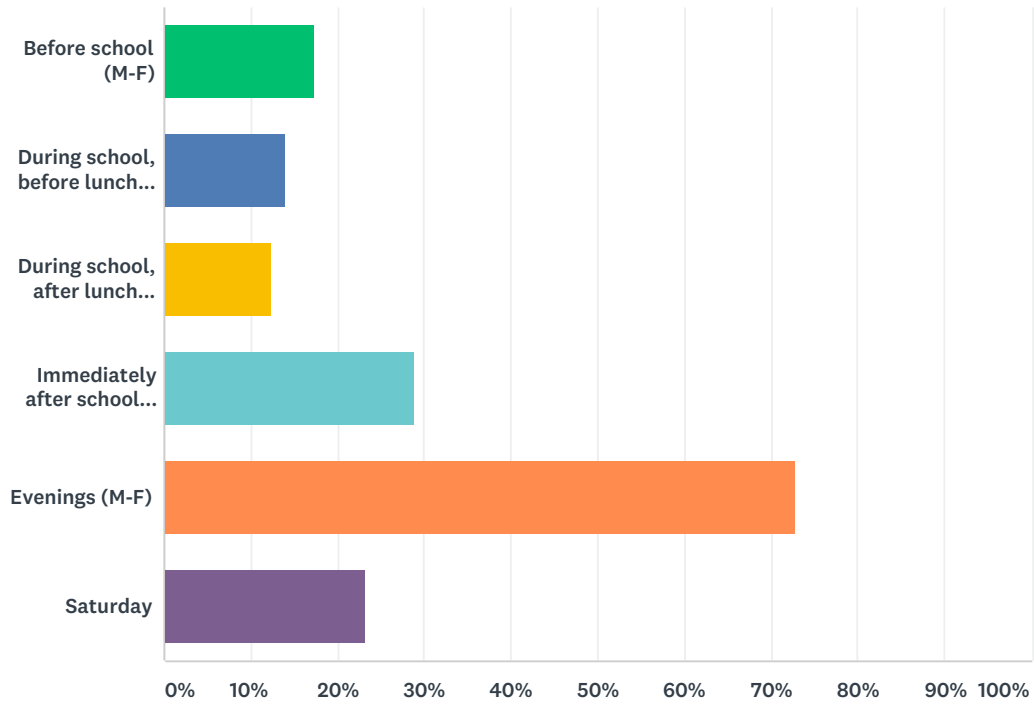
Answered: 119 Skipped: 15



ANSWER CHOICES	RESPONSES	
Never	13.45%	16
Monthly	21.01%	25
Once or twice a year	65.55%	78
TOTAL		119

Q24 When is the best time for you to attend a school event for families?

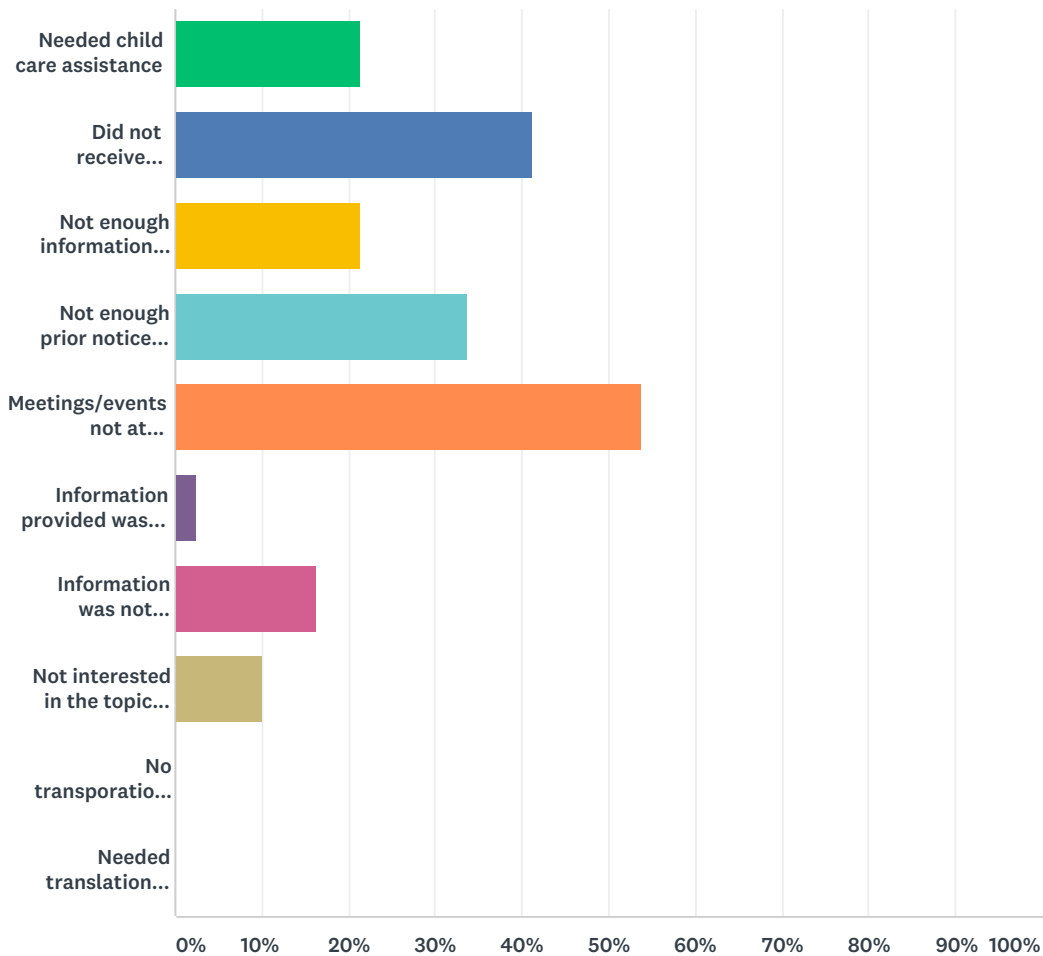
Answered: 121 Skipped: 13



ANSWER CHOICES	RESPONSES	
Before school (M-F)	17.36%	21
During school, before lunch (M-F)	14.05%	17
During school, after lunch (M-F)	12.40%	15
Immediately after school (M-F)	28.93%	35
Evenings (M-F)	72.73%	88
Saturday	23.14%	28
Total Respondents: 121		

Q25 If you were unable to attend informational meetings or academic events, please share why. (check all that apply)

Answered: 80 Skipped: 54

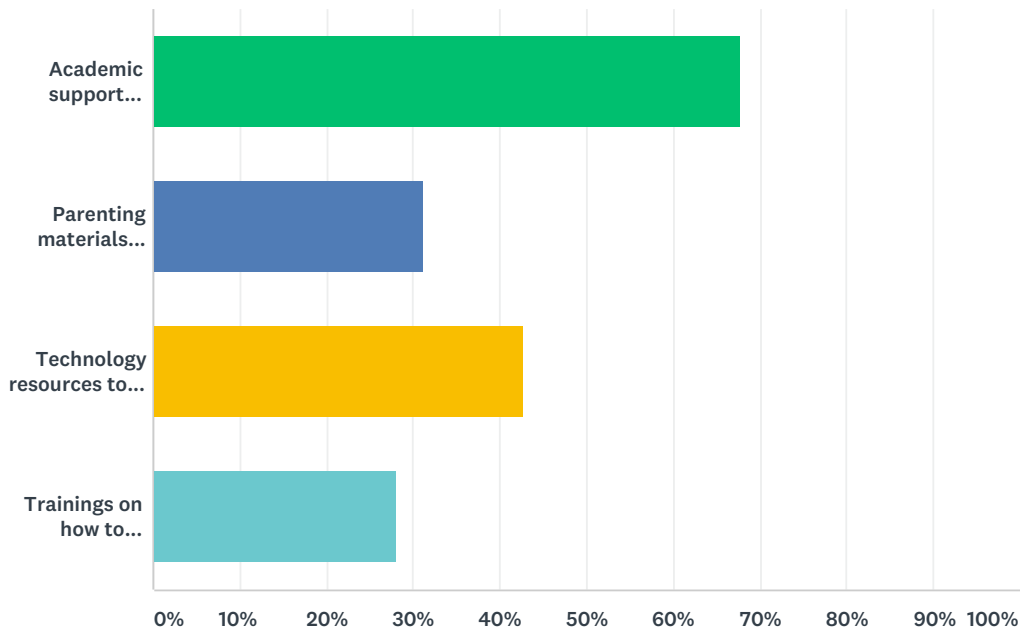


ANSWER CHOICES	RESPONSES	
Needed child care assistance	21.25%	17
Did not receive information about meetings/events	41.25%	33
Not enough information provided	21.25%	17
Not enough prior notice provided	33.75%	27
Meetings/events not at convenient times	53.75%	43
Information provided was difficult to understand	2.50%	2
Information was not relevant to me/my child	16.25%	13
Not interested in the topics presented	10.00%	8
No transportation to get to meetings/events	0.00%	0
Needed translation services	0.00%	0

Total Respondents: 80

Q26 What types of family engagement resources would you use if they were provided at your school?

Answered: 96 Skipped: 38



ANSWER CHOICES	RESPONSES	
Academic support materials for families to use at home	67.71%	65
Parenting materials (articles and books for check out)	31.25%	30
Technology resources to support learning at home	42.71%	41
Trainings on how to participate in school decision-making committees	28.13%	27
Total Respondents: 96		

Q27 What can Brevard Public Schools do to ensure your child is successful in elementary school?

Answered: 50 Skipped: 84

Q28 Please list any possible community organizations and/or businesses that you feel would be ideal school partners:

Answered: 27 Skipped: 107

Q29 What do you feel is working well at your child's school? (This is your chance to brag about your school and share what you like about it!)

Answered: 60 Skipped: 74

Q30 What do you feel is not working, difficult, and/or needs improvement at your child's school? (This is your chance to tell us what you would like to see changed.)

Answered: 60 Skipped: 74