

School Advisory Council Meeting

5/17/23

Present:

Absent:

3:00 PM

Old Business:

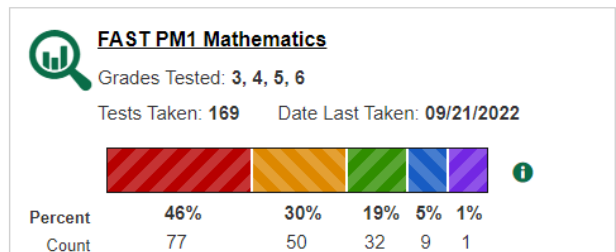
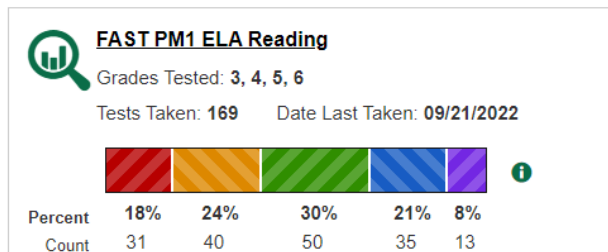
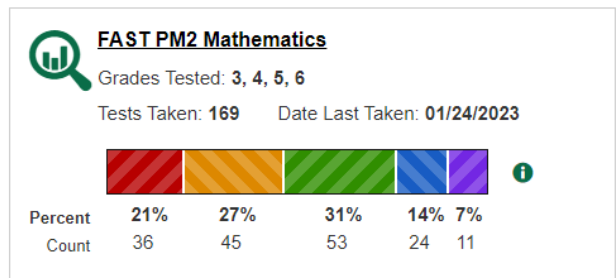
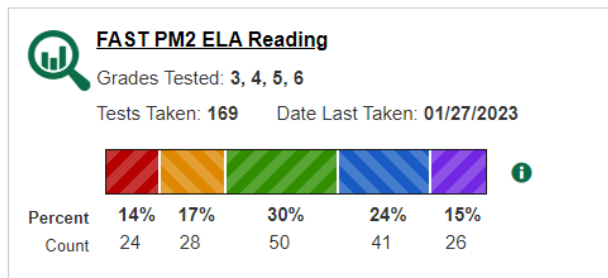
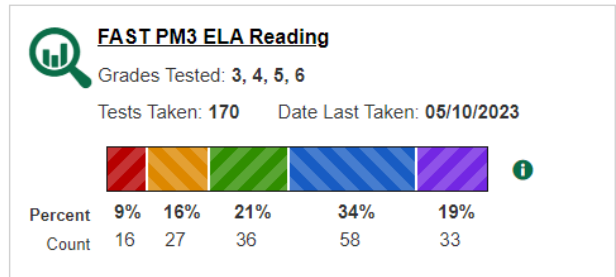
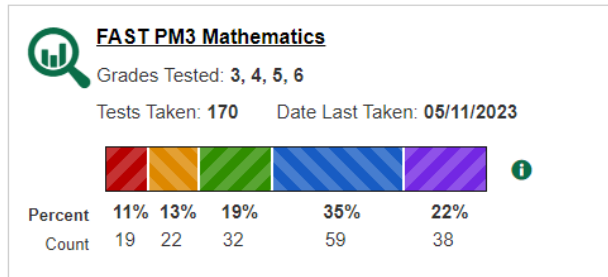
- **Classroom Libraries**

https://docs.google.com/document/d/10dbQSKi8qaB0PmJ3IX_s-lqwoJ-RC0HwNhqqVObOon8/edit?usp=sharing

New Business:

- Meeting dates for next year
- SAC Membership: Bisogno, Gulliver, Bryan, Dilworth-Janes, Dozier/Hall, Bloom, Milardo-Walsh
- Summer Projects-Murals, Tree Planting-Parent Pen, Trees around campus-Food Forests, composting, Green Actioneer, UCF Mobile Field Trip, Fun Family Workshops, STEM Lab, Shade Structure-VPK and Playground.
- **Next Meeting Date:**

Choose to Show Results By Grade	+ Add secondary demographic to show results by				Showing 7 of 7	
	Annual Typical Growth ⓘ		Annual Stretch Growth® ⓘ		% Students with Improved Placement	Students Assessed/Total
	Progress (Median) ⌵	% Met ⌵	Progress (Median) ⌵	% Met ⌵		
Grade K	109%	57%	78%	40%	91%	35/38
Grade 1	113%	62%	88%	36%	79%	42/52
Grade 2	66%	33%	44%	12%	55%	33/41
Grade 3	-	-	-	-	-	0/39
Grade 4	120%	54%	67%	38%	64%	39/40
Grade 5	-	-	-	-	-	0/38
Grade 6	130%	56%	47%	22%	40%	50/54



6R

State		206858		321 <i>i</i>	<p>Percent 31% 22% 19% 18% 10% Count 63.7K 45.6K 38.8K 38.1K 20.8K</p>
District		5436		330 <i>i</i>	<p>Percent 19% 21% 21% 24% 15% Count 1K 1.1K 1.2K 1.3K 822</p>
School		54		340 <i>i</i>	<p>Percent 11% 9% 19% 39% 22% Count 6 5 10 21 12</p>

5R

State		192374		321 <i>i</i>	<p>Percent 24% 22% 24% 20% 11% Count 45.8K 41.9K 46.2K 37.9K 20.6K</p>
District		5405		323 <i>i</i>	<p>Percent 20% 22% 26% 21% 11% Count 1.1K 1.2K 1.4K 1.1K 611</p>
School		37		330 <i>i</i>	<p>Percent 14% 11% 32% 24% 19% Count 5 4 12 9 7</p>

4R

State		190428		313 <i>i</i>	<p>Percent 23% 19% 24% 21% 12% Count 44.3K 36.2K 46K 40.6K 23.4K</p>
District		5051		315 <i>i</i>	<p>Percent 20% 18% 25% 23% 14% Count 1K 922 1.3K 1.2K 684</p>
School		40		328 <i>i</i>	<p>Percent 5% 23% 8% 38% 28% Count 2 9 3 15 11</p>