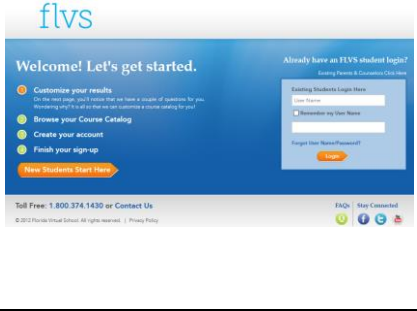
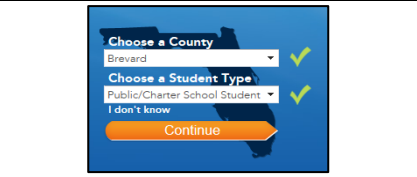
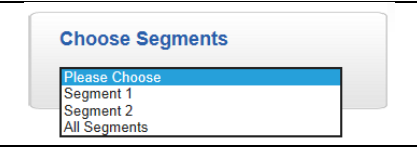
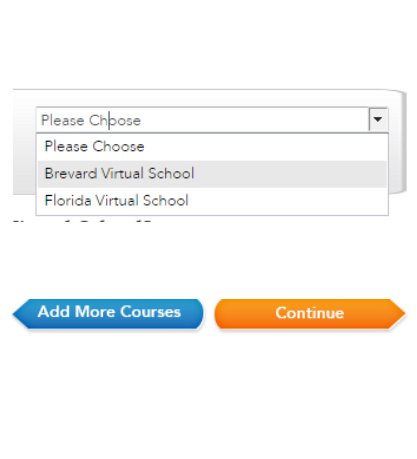
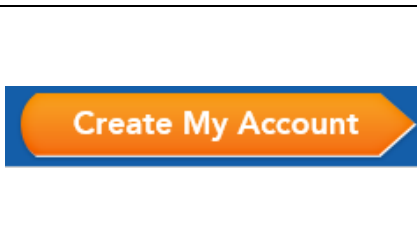


Pick **Brevard Virtual School** when Registering for an Online Course

<ol style="list-style-type: none"> 1. Go to http://ar.flvs.net. 2. If you are new to virtual school (BVS or FLVS), click on the orange button “New Students Start Here” and continue with step #4 below. 3. If you currently have an FLVS account, enter your username/password and click Log In. Use the menu in the upper, left corner to select “Request new courses”. Select County Virtual School Grades 6-12, then skip to #8 below to continue. 	
<ol style="list-style-type: none"> 4. Select “I live in Florida.” 5. Select “Brevard” from the drop-down menu. 6. Select type of student from the drop-down menu. 7. Click “Continue.” 	
<ol style="list-style-type: none"> 8. Click on the course you need and click “Select.” 9. Click on the segment(s) that was/were identified by your guidance counselor. 10. Enter the date you wish to start your course. 	
<ol style="list-style-type: none"> 11. Pick “Brevard Virtual School” in the Choose the Virtual School drop-down menu. If not available or preferred, select the FLVS option. 12. Click “Continue.” 13. Respond to the questions on the next screen and click “Continue.” 14. If you need to register for additional courses, click “Add More Courses.” 15. When you have finished selecting courses, click “Continue.” <p>*If you already had an existing FLVS account, you will be asked to confirm your course(s) and then return to the dashboard. You will not complete the remaining steps.</p>	
<ol style="list-style-type: none"> 16. Your next step is to create your account and enter your personal information, click “Create My Account”. 17. Go through all of the steps necessary to create your account. When asked for your District Student ID this is your 7 digit student number. When asked for your 10-digit Student Number Identifier Florida (SNIF), enter 050 followed by your district student number. 	
<ol style="list-style-type: none"> 18. Once complete, view your course request summary to confirm the information. 19. All requests require guidance approval prior to placement with a teacher. (Parent approval in home education). 20. Later you can log into your account at http://vsa.flvs.net to check that your information is correct and access your course when assigned a teacher. Your information may take up to 90 minutes to fully appear in the FLVS system (although it is often available immediately). 	