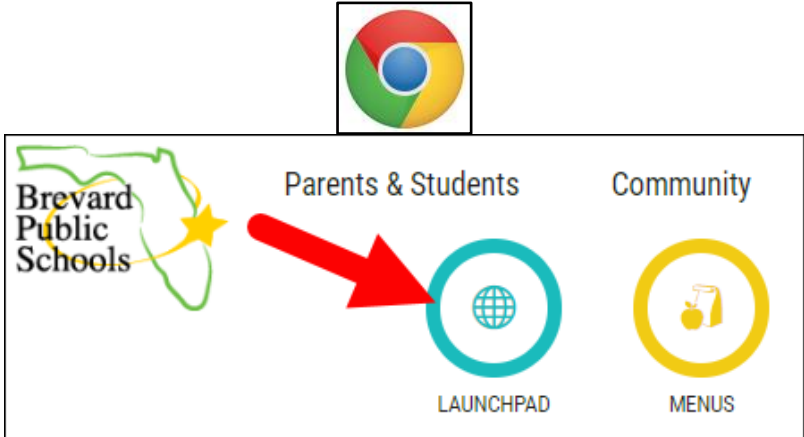

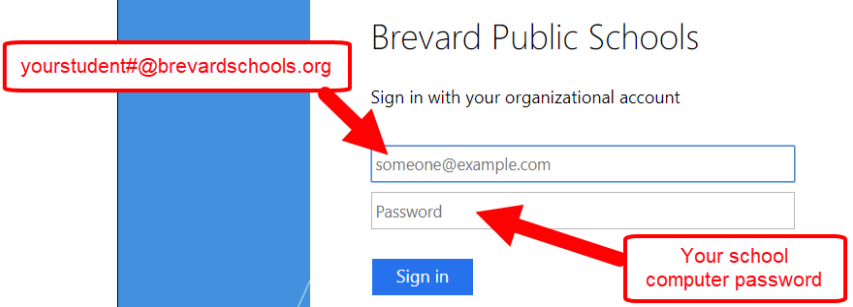


Accessing Launchpad

bit.ly/BPS-launchpad

Help video at: youtu.be/D-Hj2AbYn3Y

| | |
|---|--|
| <p>1. Use Google Chrome browser</p> <p>2. Go to Brevard Public Schools website www.brevardschools.org</p> <p>3. Click the round “LaunchPad” button</p> |  |
| <p>4. Click on the “Sign in with SAML” button</p> |  |
| <p>5. On the next screen, enter your username and password.</p> <p>Student Username: Yourstudent#@brevardschools.org</p> <p>Student Password: For Distance Learning, Please use: 123456</p> |  <p>Example: a student with student number of 1234567 will have a username of 1234567@brevardschools.org</p> |

Unable to Log on? Please contact your child’s school for assistance with password recovery.