

Compiled, organized, and added to by ♥M.C.Gillis



# Dedication

This is dedicated to all learners & teachers of art.

## Introduction



The elements & principles of art, also known as the elements & principles of design, open our eyes to the beauty that is in us & all around us. The elements & principles of art are the building blocks of understanding & creating art that expresses and moves us. That is the reason I call them the ABCs of Art. Just as the letters of any alphabet are fundamental to understanding that language, the elements & principles of art are fundamental to understanding the language of art.

The ABCs of Art: The Elements & Principles of Design - Compiled, organized, and added to by ❤️ M.C.Gillis

Contact artist, [mo@expandingheart.com](mailto:mo@expandingheart.com), to give feedback.

More downloads at [www.expandingheart.com](http://www.expandingheart.com) & [www.awesomeartists.com](http://www.awesomeartists.com).

# The ABCs of Art

The Elements & Principles of Design/Art

## Table of Contents

Dedication & Introduction	Page 2
Table of Contents	3
Abbreviated Elements of Art	4
Elements of Art Poem	5
Line	6
More Line	7
Shape & Form	8
Color-Simple	9
Color-Warm & Cool	10
Color-Advanced Theory	11
Texture	12
Space	13
Space-Draw Big/Fill Space Poster	14
Value	15
Abbreviated Principles of Art	16
Pattern	17
Pattern Poem Poster	18
Emphasis	19
Variety	20
Variety-Detail Poster	21
Unity	22
Balance	23
Rhythm & Movement	24
Proportion	25

The ABCs of Art: The Elements & Principles of Design - Compiled, organized, and added to by  M.C.Gillis


Contact artist, [mo@expandingheart.com](mailto:mo@expandingheart.com), to give feedback.

More downloads at [www.expandingheart.com](http://www.expandingheart.com) & [www.awesomeartists.com](http://www.awesomeartists.com).


# Elements of Art




## Shape & Form



## Color




## Texture



## Space



## Value



The ABCs of Art: The Elements & Principles of Design - Compiled, organized, and added to by M.C.Gillis

Contact artist, [mo@expandingheart.com](mailto:mo@expandingheart.com), to give feedback.

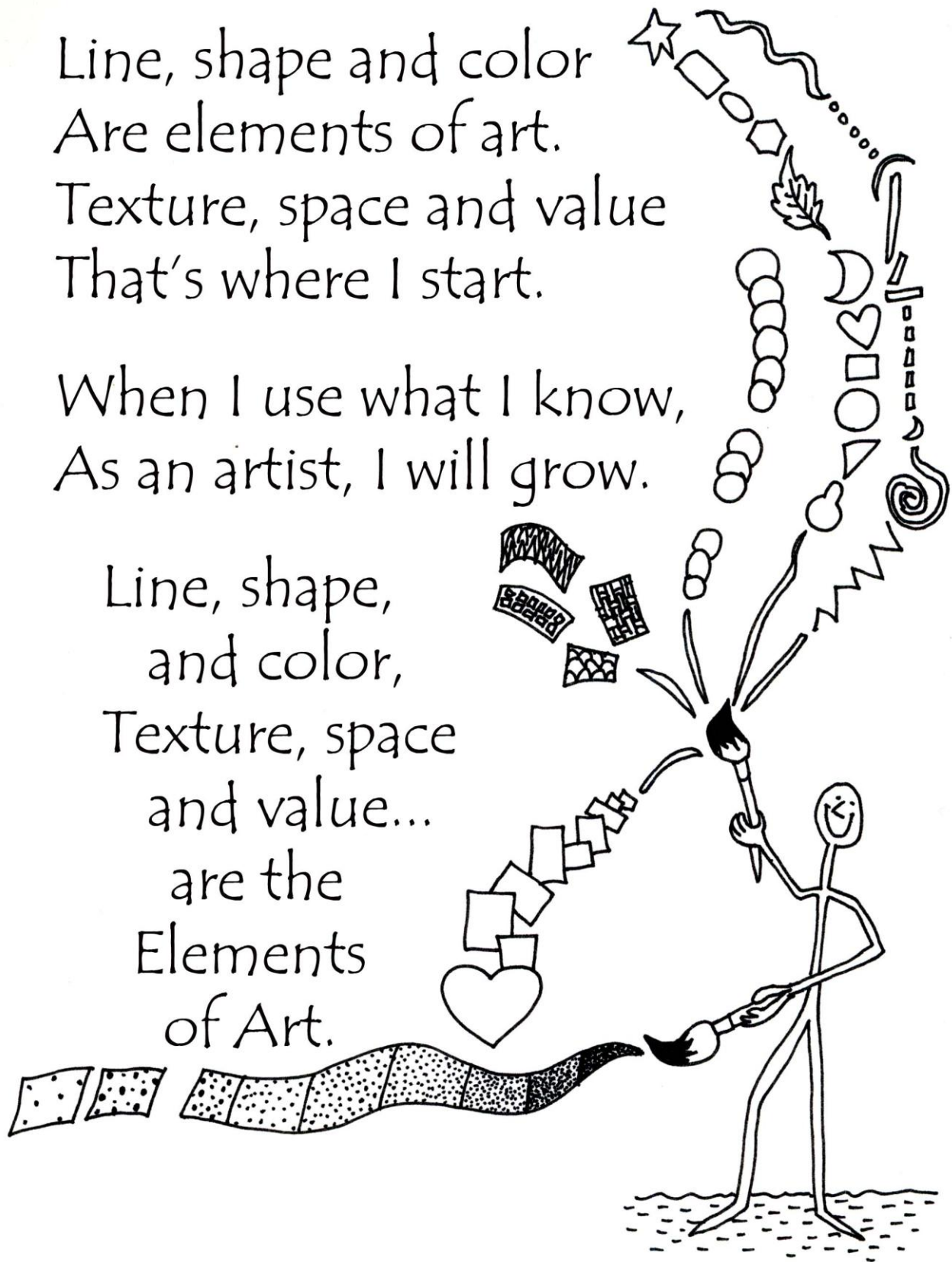
More downloads at [www.expandingheart.com](http://www.expandingheart.com) & [www.awesomeartists.com](http://www.awesomeartists.com).



Line, shape and color  
Are elements of art.  
Texture, space and value  
That's where I start.

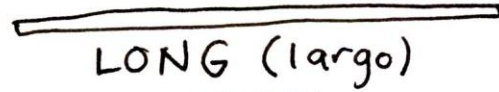
When I use what I know,  
As an artist, I will grow.

Line, shape,  
and color,  
Texture, space  
and value...  
are the  
Elements  
of Art.



# LINE

(línea)



LONG (largo)




SHORT (corta)




CURVED  
(curva)



BROKEN  
(quebrado)



THICK  
(Grueso)



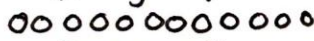
HORIZONTAL  
(horizontal)



WAVY/CURLY  
(ondulado)



THIN  
(delgado)



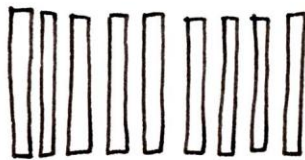
DOTTED  
(línea de puntos)



VERTICAL  
(vertical)



PERPENDICULAR  
(perpendicular)



VERTICAL  
(vertical)



ZIG-ZAG  
JAGGED  
(zig-zag)



PARALLEL  
(paralelas)



STRAIGHT  
(derecho)



DIAGONAL  
(diagonal)



VARIED  
(variadas)




TAPERED  
(termina en punta  
conico)



SPIRAL  
(espiral)

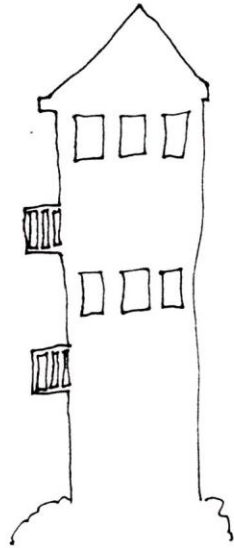
# LINE

MORE ABOUT LINES...



Contour  
(outline)

= The outer edge/line of an image, object or shape.



Lines can be used to show movement....



Lines can be used to show mood....




More words to describe lines....





# SHAPE AND FORM

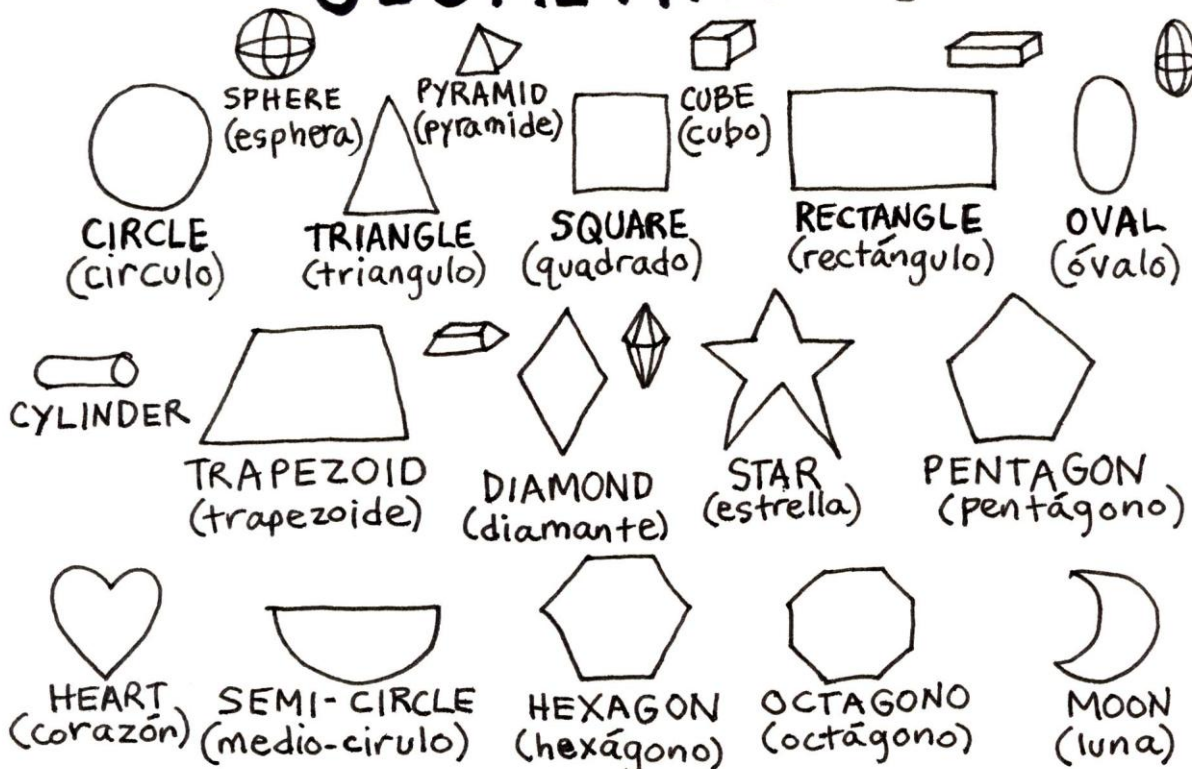
(forma y forma)



LARGE (largo and (y))


□ SMALL (pequeño)

## GEOMETRIC (geometrica)



## ORGANIC / FREE FORM / NATURAL

(orgánico) (forma libre) (natural)



The ABCs of Art: The Elements & Principles of Design - Compiled, organized, and added to by ♥ M.C.Gillis

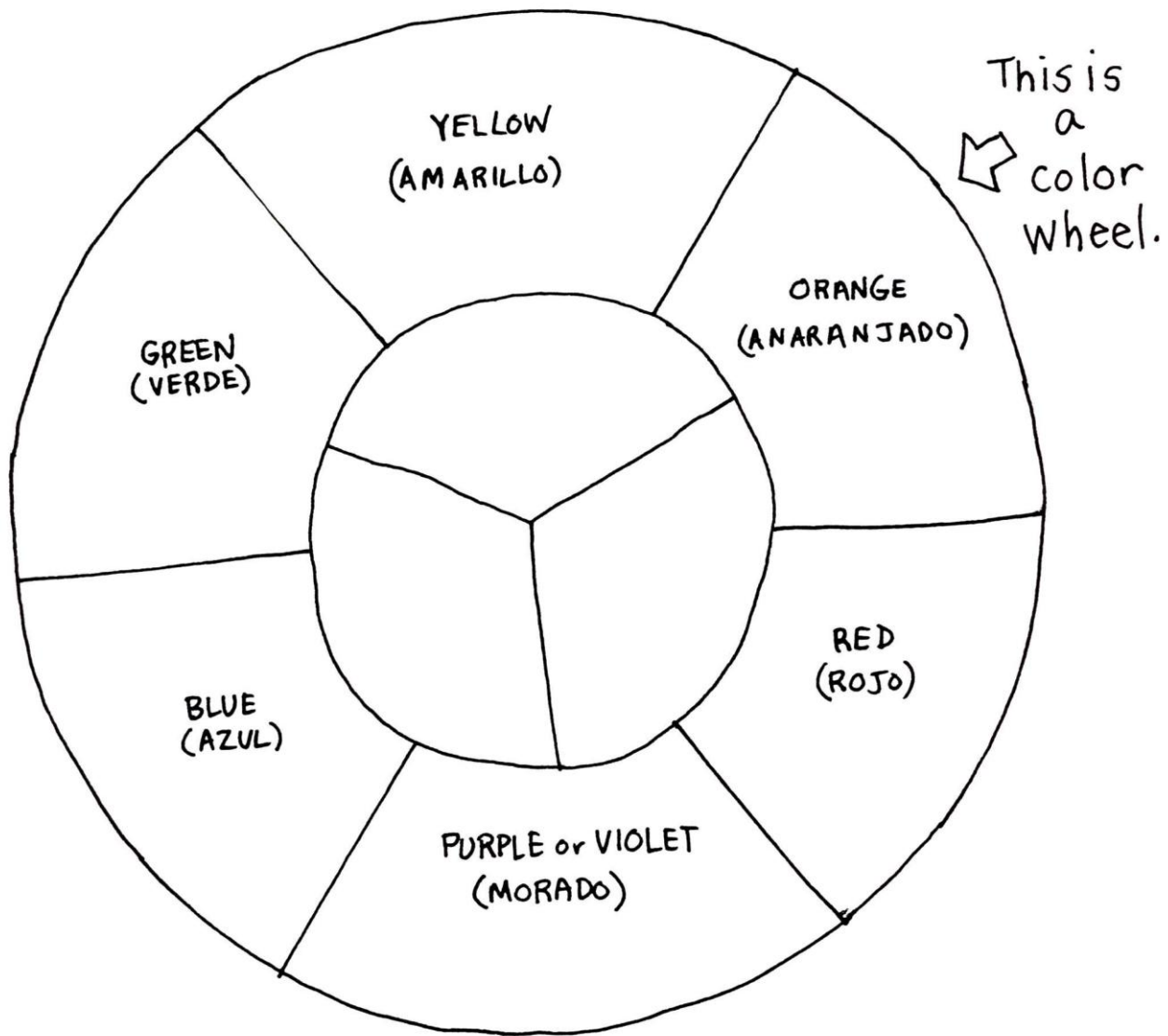
Contact artist, [mo@expandingheart.com](http://mo@expandingheart.com), to give feedback.

More downloads at [www.expandingheart.com](http://www.expandingheart.com) & [www.awesomeartists.com](http://www.awesomeartists.com).



Use as a worksheet. Color & fill in empty areas. Use colored page for help if needed.

# COLOR



## COLOR SCHEMES (PLANS)

are ways I can use color to improve my art work.

PRIMARY

RAINBOW

SECONDARY

WARM    COOL

COMPLEMENTARY

NEUTRAL

The ABCs of Art: The Elements & Principles of Design - Compiled, organized, and added to by ♥ M.C. Gillis

Contact artist, [mo@expandingheart.com](mailto:mo@expandingheart.com), to give feedback.

More downloads at [www.expandingheart.com](http://www.expandingheart.com) & [www.awesomeartists.com](http://www.awesomeartists.com).

Use as a worksheet. Color & fill in empty areas. Use colored page for help if needed.



The ABCs of Art: The Elements & Principles of Design - Compiled, organized, and added to by ♥ M.C.Gillis

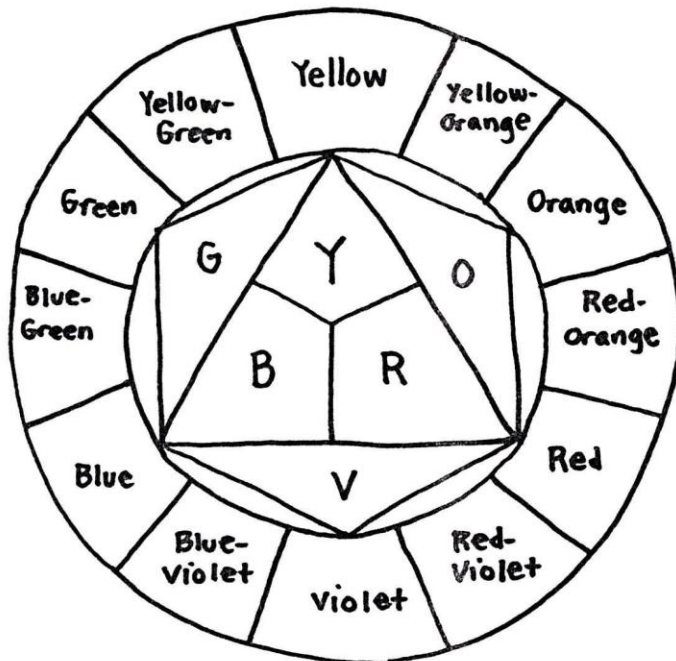
Contact artist, [mo@expandingheart.com](mailto:mo@expandingheart.com), to give feedback.

More downloads at [www.expandingheart.com](http://www.expandingheart.com) & [www.awesomeartists.com](http://www.awesomeartists.com).

Use as a worksheet. Color & fill in empty areas. Use colored page for help if needed.

# COLOR THEORY

Color is an element of art.



Everytime I use color, I am creating a color scheme.

← This is a color wheel.

The most common color schemes are listed below.

Primary.... [ ] [ ] [ ] {I can make all the other colors by mixing different amounts of primary colors}

Secondary.... [ ] [ ] [ ] {I can mix two primary colors to make a secondary color.}

Warm.... [ ] [ ] [ ] [ ] [ ] [ ] {Yellow and all the colors with red and orange tones are warm.}

Cool.... [ ] [ ] [ ] [ ] [ ] [ ] {Violet and all the colors with blue and green tones are cool.}

Complementary.... [ ] [ ] , [ ] [ ] , [ ] [ ] , [ ] [ ] , [ ] [ ] , [ ] [ ] , etc  
{Opposites on the color wheel are complementary.}


Analogous... [ ] [ ] [ ] , [ ] [ ] [ ] , [ ] [ ] [ ] [ ] , [ ] [ ] [ ] [ ] , and so on.  
{Colors that are close neighbors on the color wheel are analogous.}

Rainbow... [ ] [ ] [ ] [ ] [ ] [ ] [ ] {Using primary and secondary colors placed in order from the color wheel, I can make a rainbow}


Intermediate... is a color term I need to know. It is the color in between the primary and secondary colors on the color wheel.




# TEXTURE




SMOOTH



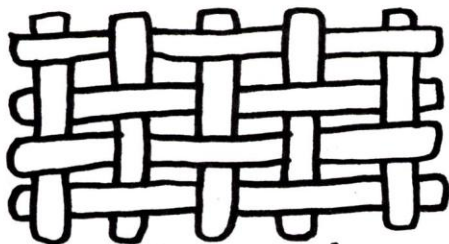
ROUGH




HARD



SOFT



WOVEN



BUMPY/LUMPY



JAGGED/IRREGULAR

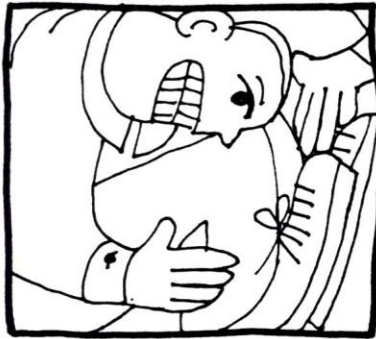


RIDGED

# SPACE



**CONSIDER COMPOSITION**



**DRAW BIG**



**FILL THE WHOLE PAPER**




**LINES OFF THE PAPER**



**PLACEMENT IN RELATION TO HORIZON**



**SMALLER IN DISTANCE  
LARGER CLOSER UP**



**DARKER CLOSER UP  
LIGHTER FARTHER AWAY**



**OVERLAPPING**



**FOREGROUND (near space)**



**MID GROUND (middle space)**



**BACKGROUND (far space)**



**POSITIVE SPACE**  
the objects or subject in the work of art, not the space around them



**NEGATIVE SPACE**  
the "empty" space around the subject or objects



**BIG is BEAUTIFUL!!**





Use this page as a worksheet. Fill in the empty areas yourself. Look at the colored value page for help.

# VALUE

IS THE RANGE OF LIGHT TO DARK.

VALUE CHANGES WITH BLACK + WHITE

VALUE CHANGES WITH COLOR

A VALUE SCALE SHOWS THE CHANGE OF LIGHT TO DARK.



THIS IS A PENCIL VALUE SCALE.



INK SHADING WITH LINES



PENCIL SHADING



INK SHADING WITH CROSS-HATCHING



PENCIL SHADING WITH STIPPLING



INK SHADING



TINTING WITH COLOR



SHADING WITH COLOR



SHADING WITH COLOR



SHADING WITH COLOR

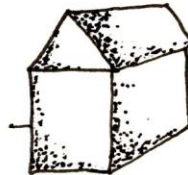
[THESE ARE LINE TECHNIQUES.]

TO A LITTLE BIT OF COLOR, ADD INCREASING AMOUNTS OF WHITE TO CHANGE THE VALUE.

TO A LIGHT OR MEDIUM COLOR, ADD BLACK OR A DARK COLOR, A LITTLE AT A TIME, TO CHANGE THE VALUE.

[THESE ARE BLENDING TECHNIQUES.]


SHADING APPLIED TO OBJECTS:



CONTRAST = TO SHOW UNLIKENESS (SOMETHING DIFFERENT, OPPOSITE, OR DISSIMILAR)




LIGHT AGAINST DARK (BLACK + WHITE)



LIGHT AGAINST DARK (COLOR)



PATTERN AGAINST NO PATTERN (BLACK + WHITE)



PATTERN AGAINST NO PATTERN (COLOR)

Background is detailed, busy, active space.



Subject, bird, is peaceful, inactive, simple space.

DETAILED AGAINST UNDETAILED SPACE

I WILL LOOK FOR VALUE AND CONTRAST, BOTH NATURAL AND MAN-MADE, IN MY ENVIRONMENT.

The ABCs of Art: The Elements & Principles of Design - Compiled, organized, and added to by M.C.Gillis

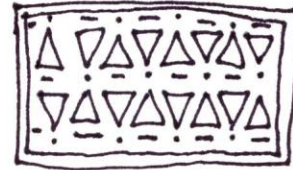
Contact artist, [mo@expandingheart.com](mailto:mo@expandingheart.com), to give feedback.

More downloads at [www.expandingheart.com](http://www.expandingheart.com) & [www.awesomeartists.com](http://www.awesomeartists.com).

# Principles of Art


## Pattern

Repetition of the elements of art



## Emphasis

Focus - Main idea  
What "grabs" your attention




## Variety

An assortment of lines, shapes, colors and other elements of art in the art work




## Unity

How the elements work together, fit together, so the art work looks complete



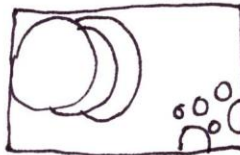
## Balance

Symmetrical



same design on both sides of a midline.

Asymmetrical



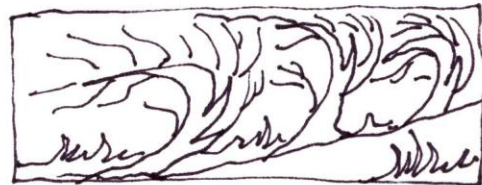
A balance that is not even

Radial



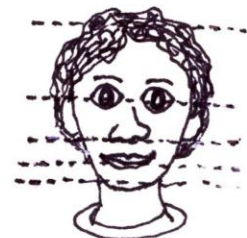

## Rhythm & Movement

A regular repetition of the elements of art to create a sense of rhythm and/or movement



## Proportion

How parts fit together to make a whole - Size relations  
(Includes scale, monumental, miniature, exaggeration...)



The ABCs of Art: The Elements & Principles of Design - Compiled, organized, and added to by  M.C.Gillis

Contact artist, [mo@expandingheart.com](mailto:mo@expandingheart.com), to give feedback.

More downloads at [www.expandingheart.com](http://www.expandingheart.com) & [www.awesomeartists.com](http://www.awesomeartists.com).



# PATTERN

IS THE REPETITION OF THE ELEMENTS OF ART OR ANYTHING ELSE.

PATTERNS OF LINES




PATTERNS OF SHAPES




Non-objective design Portrait Landscape Leopard City

PATTERNS OF COLOR



Rainbow Flower Butterfly Clothing Wall Paper




Birds flying in formation are a pattern.




Cars stopped in traffic makes a pattern.



Music has patterns.



Mathematics has patterns.



Jumping jacks are a pattern.




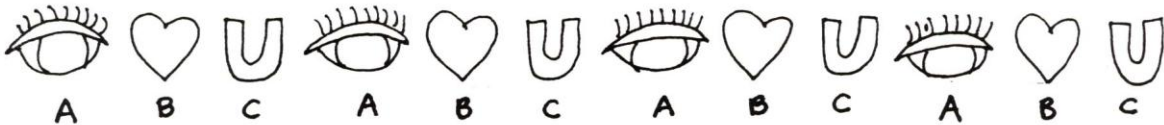

Inhale, exhale. Inhale, exhale. Breathing is a pattern.

PATTERN IS EVERYWHERE!



# PATTERN

If I look carefully, patterns I see.  
 Man-made, in nature, and patterns in me.  
 Pattern is a principle... a principle of art.  
 I see it, say it, use it. Yes, I am art smart.




# EMPHASIS

FOCUS-MAIN IDEA-WHAT "GRABS" MY ATTENTION?




A beautiful flower growing in a grey, dismal setting.

It can be to make a point or for a message. It can simply be used as a design element.



A non-objective design.



The light at the end of a tunnel



A house that stands out from the rest



A flower with more detail in the center draws our eyes to the center.

Shiny, bright things like jewelry attract our attention.

LOUD NOISE DRAWS OUR ATTENTION.

PEACE!!!



Big Lettering draws our focus. Fast movement in a still setting grabs our attention.



I will notice what "grabs" my attention in my day to day travels.



# VARIETY

IS A NUMBER OF DIFFERENT TYPES OF THINGS.


VARIETY SHOWS CONTRAST.  
THERE IS NO END TO THE VARIETY IN NATURE AND MAN-MADE THINGS.



A variety of people



A variety of insects




A variety of pens



A variety of flowers




A variety of emotions




A variety of buildings

People can have a variety of ideas about the same thing.



I will notice the limitless variety all around me.

# Add detail.



Using a variety of elements & principles of design adds detail and interest to a work of art.




# UNITY

UNITY SHOWS WHAT THINGS HAVE IN COMMON, HOW THEY ARE ALIKE.

UNITY IS THE THING THAT JOINS THE PARTS TOGETHER.

SAMENESS... ONENESS...

Uniforms show we are joined as a team.



In art, the elements work together, fit together, in the artwork so it looks complete (some art looks more unified than other art).



Tints (white added)




Analogous colors (neighbors on the color wheel)



Shapes unify.




Line unifies.



Black line unifies.

Repetition of line, shape or color can unify an image.




Uniform - united by size and shape



Not uniform - a variety of size and shape.



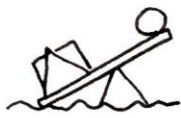
When people join hands and unite, they become stronger.



RELATED WORDS =  
uni means one. 1  
unite  
united  
unify  
Uniform






White line unifies



# BALANCE



## Symmetrical

I create symmetrical balance when I evenly.



place images on both sides of a mid-line.

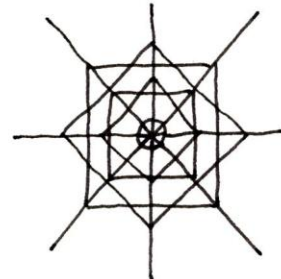
## Asymmetrical



I create asymmetrical balance when I balance by size and weight and variety of images, but not evenly from the mid-line.



## Radial



I create radial balance when I repeat shapes and images evenly from the center outward.




# RHYTHM AND MOVEMENT


A REGULAR REPETITION OF THE ELEMENTS OF ART CAN  
CREATE A SENSE OF MOVEMENT/RHYTHM.



Trees blowing in the wind...



Non-objective design...



People marching...



The day has a rhythm to it.  
Sunrise... sunset...  
Sunrise... sunset...



The city has a rhythm.

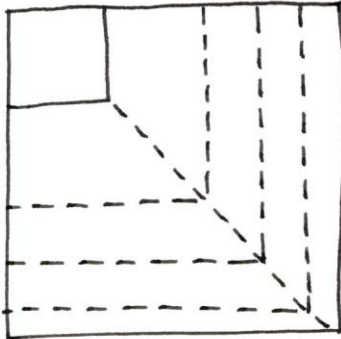
RHYTHM  
IS  
ALL  
AROUND  
US.



The ticking of a clock  
is rhythm.

# PROPORTION

Proportion is the size relationship between two or more objects. It can be how the parts fit together to make a whole.



Scale



Proportions of the head



Exaggeration

A change in proportion can change the way we look at things. Accurate proportions are used more when creating realistic images. Distorted proportions are used more for cartoons and imaginary images.



I approximate and think about volume when I work with proportions. It's math. I mentally measure size, shape, mass, weight and volume.

