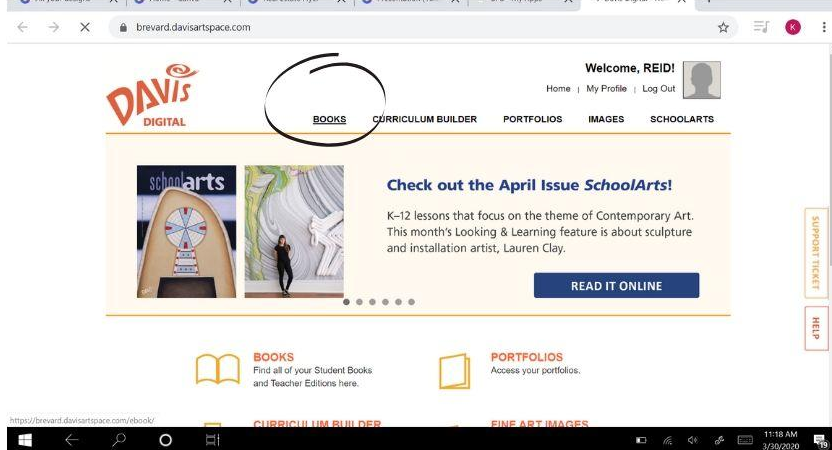
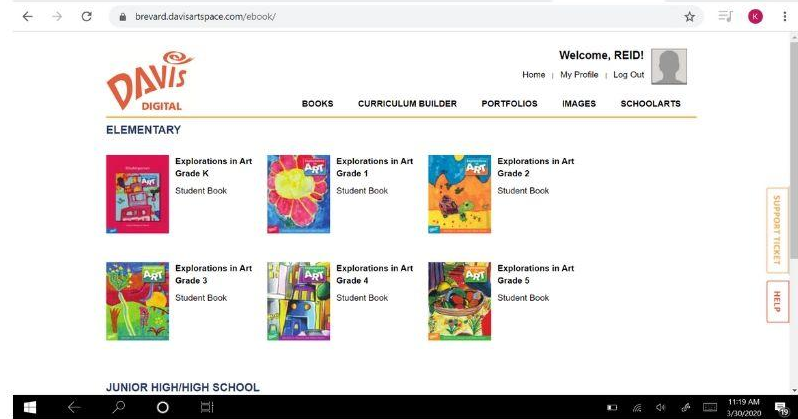


ELEMENTARY ART

K-6 eLearning Lessons
Brevard Public Schools





Digital Textbook Davis Digital

All Elementary students have access to our online Visual Art Textbooks! Take time to explore and read together. To access click DAVIS in you Launchpad, then select BOOKS.

The page features abstract black line drawings on both the left and right sides. On the left, there are several elongated, teardrop-like shapes and a larger, more complex shape with a loop. On the right, there are more dynamic, overlapping lines that form a sense of movement and depth. The central text is bold and black, set against a white background.

WEEK TWO

**CONTOUR
DRAWING
(LINE)**

Explore & Read Davis Digital Visual Art Textbooks

Watch: [\(Blind\) One Line Drawing Challenge](#)

Activity: Contour Drawing

Create: Create your own Contour & Blind Contour Drawings


CONTOUR DRAWING

Contour drawing is drawing the outline of an object (think of a coloring book) in one continuous line. Contour drawing helps train the eye to draw what you see instead of drawing what you think you see.

Supplemental Resource & Activites

[Let's Draw Together with Wendy Mac](#)
[Lunch Doodles with Mo Williems](#)
[Tate Kids: Exploring the Museum](#)





Begin by Selecting an Object to Draw

You can use your favorite toy, food, or a natural item you've collected from outside. Remember these are simple drawings, so make as many as you can. Contour drawing is a great way to improve your observational drawing skills.

(examples on the next page)


Try Blind Contour Drawing

WATCH: [ONE LINE DRAWING CHALLENGE](#) [CLICK HERE](#)
(also known as a Blind Contour Drawing)

Ready for a challenge? Now instead of looking at your paper, look at the object you are drawing. This is called a Blind Contour Drawing.


RULES FOR BLIND CONTOUR DRAWING

Don't look at your paper (look only at the object you are drawing)
Don't pick up your pen (or pencil)

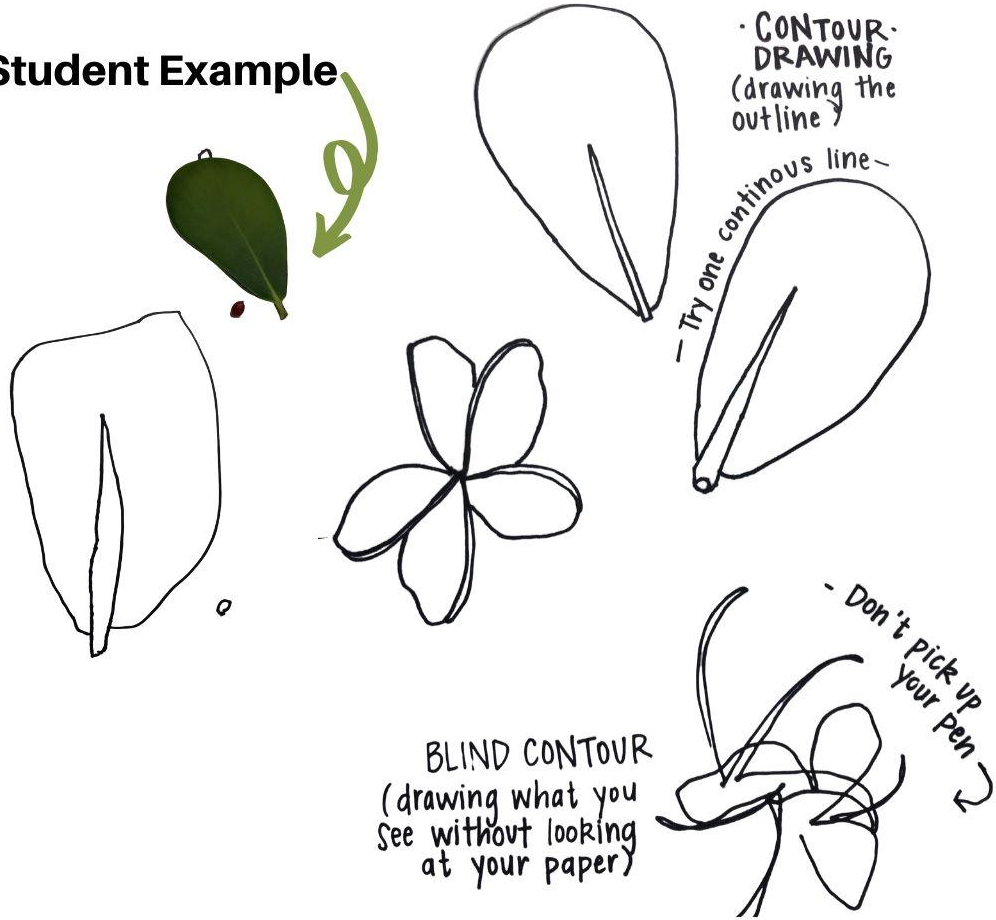




Collect items from nature or around your house



Student Example



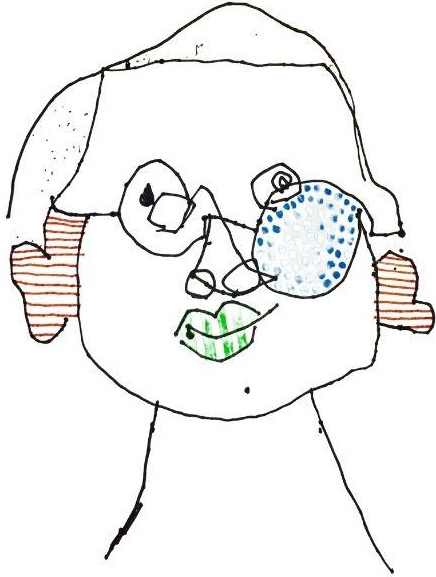
· CONTOUR-DRAWING
(drawing the outline)

- Try one continuous line -

BLIND CONTOUR
(drawing what you see without looking at your paper)

- Don't Pick up your pen -

Blind Contour & Contour Drawing Student Examples



WEEK 1

COLOR THEORY (COLOR)

Explore & Read Davis Digital Visual Art Textbooks

Learn about Nature Artist: [Richard Shiling](#)

Activity: Color Wheel Adventure

Create: Create your own Color Wheel

COLOR WHEEL ADVENTURE

Take your child on an outdoor adventure locating the colors on a color wheel (if it is rainy try using laundry). Use the attached color wheel to guide your collecting. Then create your own color wheel using the items you collected.

Contemporary Artists: [Richard Shiling](#)
Supplemental Resource: [Introduction to Color](#)

