




I Can't Draw...Until I Practice! Lettering



Lettering can be easy and fun!



The lesson called "Make a Cartoon Letter" came to mind while I was driving. I pulled over and jotted down the simple images (below) in my head so I could work on the idea later. Many art works came from that simple idea. Like the example above. (More on later pages)



I Can't Draw... Until I Practice! ♥ Copyright © All Rights reserved ♥ "Mo" M.C.Gillis

This may be copied for personal use & sharing, not for commercial use.


Contact artist, mo@expandingheart.com, to give feedback or negotiate commercial & non-profit agreements.

More downloads at www.expandingheart.com & www.awesomeartists.com.



I Can't Draw...Until I Practice!




Lettering-Thumbnail to Rough to Finish



Thumbnails (above) are worked into rough sketches (below) to work out the composition. Thumbnails and roughs are usually rough, light, loose lines. Below are roughs made for the 'A' illustration.



Between the roughs above & finished drawings below there were quite a few drafts & changes.



I Can't Draw... Until I Practice! ♥ Copyright © All Rights reserved ♥ "Mo" M.C.Gillis

This may be copied for personal use & sharing, not for commercial use.

Contact artist, mo@expandingheart.com, to give feedback or negotiate commercial & non-profit agreements.

More downloads at www.expandingheart.com & www.awesomeartists.com.




I Can't Draw...Until I Practice!

Lettering



BUBBLE LETTERS

- 1) Lightly draw large letter.
- 2) Draw line all the way around the letter and inside (uniform width).
- 3) Optional: Erase inside line.



A	B	C	D	E
F	G	H	I	J
K	L	M	N	O
P	Q	R	S	T
U	V	W	X	Y
Z	1	2	3	4

I Can't Draw... Until I Practice! ♥ Copyright © All Rights reserved ♥ "Mo" M.C.Gillis

This may be copied for personal use & sharing, not for commercial use.

Contact artist, mo@expandingheart.com, to give feedback or negotiate commercial & non-profit agreements.

More downloads at www.expandingheart.com & www.awesomeartists.com.



I Can't Draw...Until I Practice!

Lettering



BLOCK LETTERS

1) Draw lightly.
2) Fill the whole quadrangle.
3) Keep letters wide and uniform.

A	B	C	D	E
F	G	H	I	J
K	L	M	N	O
P	Q	R	S	T
U	V	W	X	Y
Z	1	2	3	4

I Can't Draw... Until I Practice! ♥ Copyright © All Rights reserved ♥ "Mo" M.C.Gillis


This may be copied for personal use & sharing, not for commercial use.

Contact artist, mo@expandingheart.com, to give feedback or negotiate commercial & non-profit agreements.

More downloads at www.expandingheart.com & www.awesomeartists.com.



I Can't Draw...Until I Practice! Lettering



I Can't Draw... Until I Practice! ♥ Copyright © All Rights reserved ♥ "Mo" M.C.Gillis

This may be copied for personal use & sharing, not for commercial use.

Contact artist, mo@expandingheart.com, to give feedback or negotiate commercial & non-profit agreements.

More downloads at www.expandingheart.com & www.awesomeartists.com.



I Can't Draw...Until I Practice! A Variety of Lettering



KIND

It's so easy!

READ

I CAN!

SMILE

AN ARTIST



LOVE

Use your imagination



PEACE

Try it!

I AM

HOT

Hey friend! We are loveable.

I agree. we have what it takes to be free.



STANDING ON OUR...

BIRTHRIGHTS

I Can't Draw... Until I Practice! ♥ Copyright © All Rights reserved ♥ "Mo" M.C.Gillis

This may be copied for personal use & sharing, not for commercial use.

Contact artist, mo@expandingheart.com, to give feedback or negotiate commercial & non-profit agreements.

More downloads at www.expandingheart.com & www.awesomeartists.com.