

Welcome!

Preschool
Information Night



Agenda

Staff Overview
Enrollment Qualifications
Classroom Descriptions
A Day in the Life of a Preschooler
Curriculum Overview
Communication Avenues
Enrollment Process
What Do I Do to Get Ready?

Agenda

Staff Overview

Holmes School Staff



Principal – Ms. Elisa Maldonado



Assistant Principal – Mrs. Megan Hansen

Student Services Coordinator-Ms. Megan Byrne





Teachers - Mrs. Krause, Mrs. Atkinson, Mrs. Jason, and Ms. Laurinec
Instructional Assistants assigned to all three classrooms
Specialists – Mrs. Griffin (Speech Therapist), Mrs. Blake (Library Media), Mrs. Wilmot (Occupational Therapist)
Administrative Assistants– Mrs. Ortiz and Mrs. Tobias
Screening/Enrollment Support-Mrs. Henricksen
School Nurse - Ms. Diaz









Enrollment Qualifications

Preschool Qualifications

- Resident of the District
- Students must be three years old and younger than five years old to be enrolled on the first day of classes.
- Rolling Enrollment this school year
- Start of next school year is 8/20/2026







Classroom Descriptions

Preschool Programs



For the 2026-27 School Year:

- **4 AM and PM sections**
 - Programs are 5 days a week
 - 4 sections of Blended Preschool
 - 2 sections of Preschool For All
 - 2 sections of Self Contained Special Education
(students must qualify for Individualized Education Plan)
- 
- 

Preschool Programs

■ Blended Preschool Classes

- Maximum of 12 spots for students with IEPs
- 28 AM spots for students who live in District 60 boundaries
- 28 PM spots for students who live in District 60 boundaries

■ Students with IEPs

- 6 students in the AM, 6 students in the PM

■ Tuition based

- \$360 per month (September to May)
- 14 students in AM and 14 students in PM

■ Tuition Free

- 14 students in AM and 14 students in PM
- Selected through a developmental screening to identify children who might be at risk due to environmental, cultural, or socio-economic factors.



Preschool Programs

Preschool For All Preschool Classes

- 20 spots of free programming in the AM section
- 20 spots of free programming in the PM section

Selected through a developmental screening to identify children who might be at risk due to environmental, cultural, or socio-economic factors.

Busing is not provided



Please Note

All Tuition-Based Students will be responsible for the entire tuition, regardless of vacations or delays in start time as a result of extended vacations.

Preschool Hours



AM:

8:30 – 11:00 AM

Wednesday 8:30 – 10:30

PM:

11:45 – 2:15 PM

Wednesday 11:45-1:45



After doors close, please bring your child
to the front office to check in.

Holmes Primary



Our Mission: To provide exemplary learning experiences within a positive, safe and caring environment that supports growth and achievement.

Our Vision: Educating for tomorrow's world.



A Typical Day in Preschool


Arrival and Greeting Time
Circle and Group Time
Choice/Station Time
Small Group Time
Snack
Gross Motor Time
Dismissal





The Creative Curriculum for Preschool

- Research-based curriculum focused on exploration and discovery
- Based on developmental stages of young learners
- Integrated themes of study



The 38 Creative Curriculum Objectives

Objectives for Development & Learning

Social-Emotional

1. Regulates own emotions and behavior
 - a. Manages feelings
 - b. Follows limits and expectations
 - c. Takes care of own needs appropriately
2. Establishes and sustains positive relationships
 - a. Forms relationships with adults
 - b. Responds to emotional cues
 - c. Interacts with peers
 - d. Makes friends
3. Participates cooperatively and constructively in group situations
 - a. Balances needs and rights of self and others
 - b. Solves social problems

Physical

4. Demonstrates traveling skills
5. Demonstrates balancing skills
6. Demonstrates gross-motor manipulative skills
7. Demonstrates fine-motor strength and coordination
 - a. Uses fingers and hands
 - b. Uses writing and drawing tools

Language

8. Listens to and understands increasingly complex language
 - a. Comprehends language
 - b. Follows directions
9. Uses language to express thoughts and needs
 - a. Uses an expanding expressive vocabulary
 - b. Speaks clearly
 - c. Uses conventional grammar
 - d. Tells about another time or place
10. Uses appropriate conversational and other communication skills
 - a. Engages in conversations
 - b. Uses social rules of language

Cognitive

11. Demonstrates positive approaches to learning
 - a. Attends and engages
 - b. Persists
 - c. Solves problems
 - d. Shows curiosity and motivation
 - e. Shows flexibility and inventiveness in thinking
12. Remembers and connects experiences
 - a. Recognizes and recalls
 - b. Makes connections
13. Uses classification skills
14. Uses symbols and images to represent something not present
 - a. Thinks symbolically
 - b. Engages in sociodramatic play

Literacy

15. Demonstrates phonological awareness
 - a. Notices and discriminates rhyme
 - b. Notices and discriminates alliteration
 - c. Notices and discriminates smaller and smaller units of sound
16. Demonstrates knowledge of the alphabet
 - a. Identifies and names letters
 - b. Uses letter-sound knowledge
17. Demonstrates knowledge of print and its uses
 - a. Uses and appreciates books
 - b. Uses print concepts
18. Comprehends and responds to books and other texts
 - a. Interacts during read-alouds and book conversations
 - b. Uses emergent reading skills
 - c. Retells stories
19. Demonstrates emergent writing skills
 - a. Writes name
 - b. Writes to convey meaning

Mathematics

20. Uses number concepts and operations
 - a. Counts
 - b. Quantifies
 - c. Connects numerals with their quantities
21. Explores and describes spatial relationships and shapes
 - a. Understands spatial relationships
 - b. Understands shapes
22. Compares and measures
23. Demonstrates knowledge of patterns

Science and Technology

24. Uses scientific inquiry skills
25. Demonstrates knowledge of the characteristics of living things
26. Demonstrates knowledge of the physical properties of objects and materials
27. Demonstrates knowledge of Earth's environment
28. Uses tools and other technology to perform tasks

Social Studies

29. Demonstrates knowledge about self
30. Shows basic understanding of people and how they live
31. Explores change related to familiar people or places
32. Demonstrates simple geographic knowledge

The Arts

33. Explores the visual arts
34. Explores musical concepts and expression
35. Explores dance and movement concepts
36. Explores drama through actions and language

English Language Acquisition

37. Demonstrates progress in listening to and understanding English
38. Demonstrates progress in speaking English

How Would You Describe The Creative Curriculum?





A Preschool SEL Curriculum for the Whole Child

Al's Pals is a nationally recognized, evidence-based social-emotional learning curriculum designed for children ages 3 to 6. This comprehensive curriculum empowers young children to learn how to make healthy decisions, resolve conflicts, manage their feelings, and build positive relationships. Educators who implement Al's Pals can build a nurturing classroom environment with activities such as

- lessons that facilitate large-group interactive discussions and problem-solving experiences,
- original songs that reinforce lessons and core concepts, and
- puppets and puppet scripts to engage preschool children.



Communication Avenues

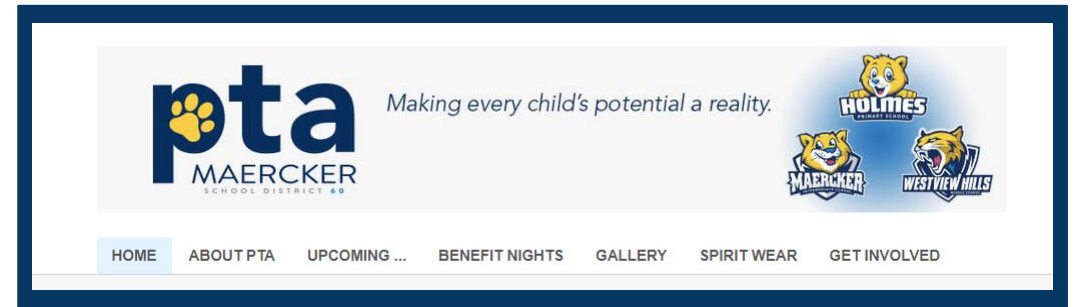
COMMUNICATION



- Seesaw application
- Phone calls and emails
- Meet the Teacher/Supply Drop off Day
- Parent Teacher Conferences
- Report Cards - Trimesters
- Teacher newsletters & notes
- Principal Newsletter, email blasts (District and School)
- Website (has language translator)



Maercker District 60 PTA



- Meetings are held monthly
- Sponsors field trips, assemblies, science fair, family reading night, and much more
- Raise money to help purchase playground balls, computer equipment, books for our library and more
- Works together with the staff to provide a safe environment for our children
- You get to meet fellow parents and your student's friends







Enrollment Process

Enrollment Process



1. District has determined if currently enrolled students are returning.
 2. All new student candidates must complete a pre-enrollment application.
 3. All new student candidates must complete district registration.
 4. All new student candidates must participate in a preschool screening:
 5. Pre-registration is required for participation in the screening by 3/3/26 or 7/19/26.
- 
- 

QR
Code: Pre-Registration





Home Language Survey

If you answered **YES** to one of the questions, Illinois school code may require the school to assess your child's English language proficiency.

English language proficiency is assessed when school begins.


3. Is a language other than English spoken in your home? Yes No

If yes, what language? _____

If yes, who speaks the other language? parent(s)/grandparent(s)/sibling(s)

4. Does your child speak a language other than English? Yes No

If yes, what language? _____








Health Information

When entering Preschool the following is required:

- A Physical Examination
- Immunization Records

If your child needs to take any type of medication in school, a medication authorization form is required. Medications cannot be given without it.

Please keep the office up to date with medication, allergies, emergency contacts, phone numbers, etc.





What Do I Do To Get Ready?

Let's connect!





- Twitter
 - @Maercker60
- Facebook
 - Maercker District 60
- Instagram
 - Maercker60
- #D60Learns





Things to Do to Get Ready for School



- 
- ☑ Play games with your child.
 - ☑ Get your child a library card and go regularly.
 - ☑ Encourage your child to talk and communicate in writing. (pictures and scribbles are a great start)
 - ☑ Practice cutting with scissors.
 - ☑ Practice: Tracing child's full name with capital letters
 - ☑ Practice Saying: first and last name, address, phone number, birthday
 - ☑ Drive by the school and play on the playground.
 - ☑ **READ, READ, READ!!!**
- 

IMPORTANT ANNOUNCEMENT



OUR NEXT PRESCHOOL PARENT MEETING IS ALMOST
HERE!

THURSDAY, JANUARY 29TH FROM 8:45-10:00 AM AT
HOLMES PRIMARY SCHOOL.

Join Us for a Thoughtful Discussion on
Young Children and Technology

During this event, we will provide information on how to
select high-quality educational content and strategies for
setting screen time limits.

You will also have the opportunity to connect with others
and reflect on your own experiences.

Each person who will be attending needs to register
separately. Bring a photo ID to sign in.

Can't wait to share and learn together!

email ccastaldo@maercker.org to RSVP or if you
have any questions

Questions?



Please contact us at:

Holmes School

630-515-4810

www.maercker.org

Email: mkidd@maercker.org

630-515-4849



Thank You!

