



Village of Mahomet

503 E. Main Street • P.O. Box 259 • Mahomet, Illinois 61853-0259

Phone: (217) 586-4456 • Fax: (217) 586-5696

www.mahomet-il.gov www.ChooseMahomet.com

STUDY SESSION

JUNE 21, 2022

6:00 P.M.

VILLAGE OF MAHOMET ADMINISTRATION BUILDING

503 E. MAIN STREET

MAHOMET, IL 61853

Join Zoom Meeting

<https://us02web.zoom.us/j/82418845851?pwd=VWs2SDdCR3hkV1BtcE1OcTZTdnlhQT09>

We invite the public to view the meeting (viewing only, no public comment via Zoom) as it is livestreamed on Zoom at 6:00PM

AGENDA

1. **CALL TO ORDER**
2. **PLEDGE OF ALLEGIANCE**
3. **ROLL CALL**
4. **PUBLIC COMMENT:** The Board welcomes your input on any matter during the public forum portion of the meeting. If you would like to participate in the public comment portion of the meeting, please attend in person at Village Administration Building or email your comments or questions to us at villageofmahomet@mahomet-il.gov, no later than 4:30 p.m. on June 21st. Any comments and questions received will be read during the public comment portion of the meeting. Public comment is accepted for a maximum of 30 minutes at each meeting. There is a five (5) minute time limit for your remarks. The Board reserves the right to shorten the five-minute time limit if there are many commenters. Please be aware that the Public Body is not required to respond to your remarks during their meeting. **PUBLIC COMMENT NOT PERMITTED VIA VIDEO OR AUDIO.**
5. **ORDINANCES, RESOLUTIONS AND OTHER ACTIONS:**
 - A. **PARKS AND REC**
 1. **AN ORDINANCE AMENDING PARK PROPERTY AND OPERATING HOURS BY MODIFYING CHAPTER 95 ENTITLED "PARKS AND RECREATION" AS HEREINAFTER PROVIDED.**
 2. **A RESOLUTION REJECTING BIDS FOR MIDDLETOWN PARK TENNIS PROJECT.**
 - B. **ADMINISTRATION**
 1. **A RESOLUTION AMENDING THE DOWNTOWN FAÇADE GRANT PROGRAM.**
 - C. **FINANCE**
 1. **TREASURER'S REPORT**

2. BILL LIST
3. A RESOLUTION ACCEPTING THE ANNUAL TREASURER'S REPORT FOR FISCAL YEAR ENDING APRIL 30, 2021.

D. COMMUNITY DEVELOPMENT

1. AN ORDINANCE DESIGNATING A STOP INTERSECTION AT CERTAIN LOCATION.

6. ADMINISTRATOR'S REPORT:

A. DEPARTMENTAL REPORTS

1. PARKS AND REC

7. MAYOR'S REPORT:

A. JUNE 2022 BOARD MEETING CALENDAR

1. BOARD OF TRUSTEES MEETING-JUNE 28, 2022 – 6:00 P.M.

- 8. NEW BUSINESS:** (Discussion of any items that the Trustees may have for new business not listed on the agenda. No formal action will be taken on these items during this proceeding)

9. ADJOURNMENT



MEMORANDUM
TO THE
BOARD OF TRUSTEES

ITEM: Ordinance Amending Park Property and Operating Hours	DEPARTMENT: Parks and Recreation
AGENDA SECTION: Park and Recreation	AMOUNT: n/a
ATTACHMENTS: <input type="checkbox"/> ORDINANCE <input checked="" type="checkbox"/> RESOLUTION <input type="checkbox"/> OTHER SUPPORTING DOCUMENTS	DATE: June 21, 2022

INTRODUCTION:

Staff seeks board approval for amending the park ordinance Chapter 95, updating parks identified (95.01) and Park hours and rules section (95.02).

BACKGROUND:

More recently with the additions of the Downtown Park, Vertical Towers Property, 13 Acres and Middletown Parks, staff identified the need to update the parks facility list identified in the code of ordinances with the new acquisitions. Additionally, the hours have been updated to better reflect the enforcement and use of parks and to be consistent with park signage throughout all parks. These updates will allow staff and our police department to maintain consistency in enforcement of our ordinances pertaining to parks.

DISCUSSION OF ALTERNATIVES: n/a



COMMUNITY INPUT: n/a

PRIOR BOARD ACTION: (Ord. 05-08-02, passed 8-23-2005)

BUDGET IMPACT: n/a

STAFF IMPACT: This will allow for enforcement of park rules across all village owned park facilities.

RECOMMENDED ACTION: It is recommended that the Board of Trustees approve as read.

DEPARTMENT HEAD APPROVAL: 	VILLAGE ADMINISTRATOR: 
---	---



ORDINANCE NO. 22-06-01

**AN ORDINANCE AMENDING PARK PROPERTY AND OPERATING HOURS
BY MODIFYING CHAPTER 95 ENTITLED
“PARKS AND RECREATION” AS HEREINAFTER PROVIDED**

Adopted by the
President and Board of Trustees
Of
The Village of Mahomet
Champaign County, Illinois

This 28th day of June 2022

WHEREAS, the Village of Mahomet operates a Parks and Recreation department and facilities; and

WHEREAS, the mission of Mahomet Recreation is to improve the quality of life for all participants by meeting the needs of the community through the provisions of safe, excellent, recreational and leisure-time activities; and

WHEREAS, it is necessary, and in the Village’s best interests to update the list of Village park properties and adjust operating hours and rules; and

WHEREAS, The President and the Board of Trustees of the Village of Mahomet, Champaign County, Illinois have determined that it is necessary to update “Parks and Recreation” by amending Chapter 95 of the Village of Mahomet, Illinois (“Village Code”); and

NOW, THEREFORE, BE IT ORDAINED, by the President and Board of Trustees of the Village of Mahomet, Champaign County, Illinois, as follows:

Section 1 – Chapter 95 of the Village Code shall be amended as follows:

Section 95.01 of Chapter 95 entitled “Parks and Recreation,” of Title IX entitled “General Regulations” of the Village of Mahomet Code is hereby amended so that §95.01 shall hereafter be and read as follows:

§ 95.01 PARKS IDENTIFIED.

Each of the following properties situated within the corporate limits of the village is designated to be a “park” for the purposes of this chapter:

- (A) 13 Acres Park - 302 W. Dunbar St;
- (B) Barber Park - 703 S. McDougal Rd;
- (C) Brent Johnson Park – 1202 E. Oak Valley Rd;
- (D) Bridle Leash Park – 906 W. Diane Ln;
- (E) Brooks-Warfel Memorial Park - 405 E. Dunbar St;
- (F) Dowell Park - 501 E. Andover St;
- (G) Downtown Park - E. Main St;
- (H) East Rt. 150, Lake of the Woods Road, Rt. 47 North, and South Mahomet Road Multi-use Pathways;
- (I) Middletown Park – 102 W. Main St;
- (J) Russell Park - 413 E. Main St;
- (K) Police Department Park – 570 S. Center St;
- (L) Sandy Ridge Park - 1404 E. Heather Dr;
- (M) Sangamon River Green Way - 1404 S. Division St;
- (N) Taylor Park - 703 W. Hickory St; and
- (O) Water Tower Park – 1404 E. Heather Dr.

(Ord. 05-08-02, passed 8-23-2005; Ord. 22-06-01, passed 6-28-2022)

Section 2 – Chapter 95 of the Village Code shall be amended as follows:

Section 95.02 of Chapter 95 entitled “Parks and Recreation,” of Title IX entitled “General Regulations” of the Village of Mahomet Code is hereby amended so that §95.02 shall hereafter be and read as follows:

§ 95.02 PARK HOURS AND RULES.

- (A) All laws of the state and ordinances of the village shall be enforced within any park by the Village Police Department.
- (B) Parks are open for public use from sunrise to sunset, which shall be “public hours”. Parks may be kept open for village-authorized events after public hours.
- (C) Park hours shall be posted at designated entrances to the park.

(Ord. 05-08-02, passed 8-23-2005; Ord. 22-06-, passed 6-28-2022)

Section 3 – Chapter 95 of the Village Code shall be amended as follows:

Section 95.08 entitled “Effective Date” of Chapter 95 entitled “Parks and Recreation,” of Title IX entitled “General Regulations” of the Village of Mahomet Code is hereby deleted.

Section 4 – If any provision, clause, sentence, or paragraph of this ordinance or application thereof to any person or circumstance shall be held invalid, that invalidity shall not affect the other portions or applications of this ordinance, which can be given effect without the invalid provision or application, and to this end the ordinances in conflict with this ordinance are declared to be severable.

Section 5 – The provisions of this Ordinance shall become effective 10 days after its passage, approval, and publication as required by law. The Village Clerk is hereby authorized and directed to cause this Ordinance to be published in pamphlet form.

Section 6 – All other ordinances or parts of ordinances which are in conflict with the provisions of this Ordinance are, to the extent of such conflict, hereby superseded.

Upon motion by Trustee _____, seconded by Trustee _____, passed by the President and Board of Trustees of the Village of Mahomet, Illinois this 28th day of June 2022, by roll call vote, as follows:

Voting “aye” (names): _____
Voting “nay” (names): _____
Abstained (names): _____

PASSED and APPROVED this 28th day of June 2022.

Sean Widener, Village President
Board of Trustees
Village of Mahomet

(SEAL)

Attest:

Village Clerk

Published in Pamphlet form the ____ day of _____ 2022.

Amanda Andersen, Village Clerk
Village of Mahomet



MEMORANDUM
TO THE
BOARD OF TRUSTEES

ITEM: Resolution Rejecting the bid for Construction of Middletown Park Tennis Court Improvements	DEPARTMENT: Parks and Recreation
AGENDA SECTION: Park and Recreation	AMOUNT: n/a
ATTACHMENTS: () ORDINANCE (x) RESOLUTION (x) OTHER SUPPORTING DOCUMENTS	DATE: June 21, 2022

INTRODUCTION:

Staff seeks board approval of a bid for construction services for Tennis Courts at Middletown Park.

BACKGROUND:

The Village was notified of a grant award through the state of Illinois department of commerce and economic improvement award in the amount of \$725,000 for infrastructure improvements. The Village discussed with the School District to acquire 13 Acres Park and Middletown Park and utilize funds for development of tennis and pickleball facilities for the community and local tennis teams. There are no public tennis or pickleball facilities in Mahomet. MPRD staff started pickleball in 2020 due to demand. An average of 20 teams participates ongoing in indoor leagues in the Sangamon on main gym. Due to demand, staff painted temporary courts (2) on the Bridle Leash Park basketball courts and outdoor leagues occur there in the seasonal months. Demand for both tennis and pickleball is very high. The school district boys' and girls' teams will utilize the tennis facility through our existing Intergovernmental Agreement with the district. The Village contracted the services of Farnsworth Group to conduct engineering and design services for the tennis project. MPRD staff worked with the School Administrator and Local HS Tennis Coach along with Farnsworth staff on design elements. The overall goal is to provide tennis and pickleball courts if funding allows. The Middletown Park has been identified as the priority location for Tennis.

Bids were opened on Thursday, June 9. One bid was received from Byrne and Jones Construction. The base bid amount was \$884,964.00. Alternate 1 Bid amount for adding pickleball striping on 2/6 courts was \$1,887.00 and Alternate 2 bid amount for adding electrical and lighting the 6 courts was \$526,383.60.

Following the April bids, staff with consultation from Farnsworth Group, decided to rebid the project and extend the construction window through next summer in hopes of picking up a

more reasonable bid for the Tennis project that could help to keep the project on a path for construction as early as this fall and next spring. We believe the uncertainty of pricing, scheduling and labor shortage continues to plague/inflate the project. However, we are committed to completing the project. We also had concerns from local contractors regarding our grant funding requirements that may have contributed to the lack of bids. Staff recommends bidding the project again over the winter months in hopes that schedules and pricing will be more predictable. Staff is also continuing to work with DCEO on next steps.

DISCUSSION OF ALTERNATIVES:

1. Reject the bid
2. Award the bid
3. Award the bid with alternates as directed

COMMUNITY INPUT:

Public feedback in the form of survey data has been gathered in various studies (Mahomet Park and Recreation Master Plan, 2004, MAARC feasibility Study, 2013 regarding tennis. Furthermore, the Village Board of Trustees identified tennis as a high priority in the annual Capital Budget. The School District along with area tennis players are highly supportive of such development.

PRIOR BOARD ACTION:

October 202 – Amended Intergovernmental Agreement with the MS School District, Approved Acquisition of 13 Acres / Middletown Park

November 2021 – Approved Engineering Service Agreement with Farnsworth Group for Engineering/Design of Tennis Courts and Master Plan for 13 Acres Park.

April 2022 – The BOT with staff recommendation rejected bids from initial bid opening due to bids exceeding budget.

BUDGET IMPACT:

The total engineer’s preliminary budget estimate for the project was \$849,000.00, including lighting. The lowest bid in the April bid opening was \$780,000.00 plus \$384,000.00 for lighting (\$1,164,000.00 total with lighting). The bid opened on June 9th was \$884,964.00 plus \$526,383.00 for lighting (1,411,347.00 total with lighting).

STAFF IMPACT:

Dan will continue to lead on this project and will handle correspondence with the project manager from Farnsworth Group, Amy Wilson.

RECOMMENDED ACTION:

It is recommended that the Board of Trustees reject the bid.

DEPARTMENT HEAD APPROVAL:

Daniel J. Walsh

VILLAGE ADMINISTRATOR:

Patrick J. Brennan



RESOLUTION NUMBER 22-06-

**A RESOLUTION REJECTING BIDS
FOR THE MIDDLETOWN PARK TENNIS PROJECT**

WHEREAS, On June 9, 2022, we opened one (1) bid for this project; and,

WHEREAS, the bid was significantly over budget and would adversely affect the budget and it is recommended to rebid on a date to be determined.

NOW, THEREFORE, BE IT RESOLVED this 28th day of June 2022 by the Board of Trustees of the Village of Mahomet that:

1. The Village of Mahomet Board of Trustees does hereby reject all bids for the Middletown Park Tennis Project.
2. The Village of Mahomet Board of Trustees further authorizes the Village Administrator and Village President to execute the proper documents.

Sean Widener, President
Board of Trustees
Village of Mahomet

Attest:

Village Clerk



MEMORANDUM
TO THE
BOARD OF TRUSTEES

ITEM: Update to our Downtown Façade Grant Program	DEPARTMENT: Administration
AGENDA SECTION: Administration	AMOUNT: N/A
ATTACHMENTS: () ORDINANCE (X) RESOLUTION (X) OTHER SUPPORTING DOCUMENTS	DATE: June 21, 2022

INTRODUCTION:

The façade grant program was created by the Village of Mahomet in May 2017 and revised on July 27, 2021. The purpose of the Downtown Façade Grant Program ("DFGP") is to provide financial assistance to encourage exterior site and facility improvements that enhance the character, safety and aesthetics of the Downtown. We are proposing updating the defined area to match the Commercial Core TIF District.

BACKGROUND:

Applicants receiving funds will be required to provide a minimum of 50% of the total project costs of the improvements. Grants are limited to a maximum of \$10,000 per location per "program year" and will be paid by way of reimbursement after eligible expenses are incurred. The "program year" will be the same as the Village's fiscal year which is May 1st to April 30th. The Village reserves the right, in its discretion, to partially fund a grant request in any amount not to exceed the maximum of \$10,000.

Currently, "Downtown" shall mean those properties zoned Commercial under the Village of Mahomet Zoning Ordinance and located within the following described area:

- Main Street between Division and Lombard Street
- Lincoln Street between Franklin and Dunbar Street
- Elm Street between Franklin and Dunbar Street
- Jefferson Street between Franklin and Union Street.

We are proposing matching the "Downtown" definition to now be defined as:

- The same boundaries and parcels identified in the Commercial Core Tax Increment Finance (TIF) District. See Exhibit A.

We think that the program has been very successful in the past five years, and we always have intended to gradually expand the eligible areas and it is appropriate to have that match our Commercial Core TIF area which is also referred to as our Downtown TIF.

DISCUSSION OF ALTERNATIVES:

1. It is recommended the board approve the changes which expand the eligible area to match the Commercial Core TIF area.
2. Board can choose not to approve this update to the program. We would continue to only approve projects in the original defined area.

PRIOR BOARD ACTION:

Approved this program in 2017. The board last approved changes (mostly increasing match from \$5,000 to \$10,000) by resolution on July 27, 2021.

COMMUNITY INPUT:

We have all positive comments and feedback.

BUDGET IMPACT:

We typically budget \$15,000 to \$30,000 a year for funding the grants unless there was carry over from the previous year. As we have stated previously If we have the money and there are more major projects, we may consider in a few years in future to allocate more funds into this program than we have the past few years since the projects are eligible for using the Downtown TIF funds, which further supports expanding the defined area.

STAFF IMPACT:

Limited time spend by Administrator to review and approve projects (with Village President).


SUMMARY:

In summary we wish to expand the area defined for the Downtown façade grant program to match the area of the Commercial Core TIF (also referred to as Downtown TIF)

We certainly believe in this program and if not for our assistance and incentives, many of these projects would not have been done.

RECOMMENDED ACTION:

Approve the RESOLUTION AMENDING THE DOWNTOWN FAÇADE GRANT PROGRAM

DEPARTMENT HEAD APPROVAL:	VILLAGE ADMINISTRATOR: 
----------------------------------	---



DOWNTOWN FAÇADE GRANT PROGRAM

Section 1 – Purpose

The purpose of the Downtown Façade Grant Program ("DFGP") is to provide financial assistance to encourage exterior site and facility improvements that enhance the character, safety, and aesthetics of the Downtown and Commercial Core area.

Section 2 – Downtown Defined

"Downtown" shall mean those properties zoned Commercial under the Village of Mahomet Zoning Ordinance and located within the following described area:

- The same boundaries and parcels identified in the Commercial Core Tax Increment Finance (TIF) District. See Exhibit A.

Section 3 – Eligible Structures

Applicants requesting funding under the DCCFGP must own or operate a commercial establishment located within the Downtown Area. If the applicant is a retail tenant, the building owner must provide written consent to the improvements being proposed in the application for financial assistance.

Section 4 - Funding

The Program is to be funded annually with monies to be appropriated and designated by the Village Board through the Village's Annual Appropriation Ordinance. Applicants receiving funds will be required to provide a minimum of 50% of the total project costs of the improvements. Grants are limited to a maximum of \$10,000 per location per "program year" and will be paid by way of reimbursement after eligible expenses are incurred. The "program year" will be the same as the Village's fiscal year which is May 1st to April 30th. The Village reserves the right, in its discretion, to partially fund a grant request in any amount not to exceed the maximum of \$10,000.

Section 5 – Eligible Improvements

The Program is intended as a public/private partnership designed to encourage building owners and business operators to create an enhanced, safe, and more aesthetically pleasing environment. All applications must meet this overall objective.

The following are examples of the types of improvements eligible for funding:

- Repair and replacement of building exteriors, including tuck-pointing.
- Repair, replacement and installation of windows, doors, exterior lighting, awnings, canopies, and porches. Improvements to **or replacement of** commercial signs and other façade components that enhance the aesthetic character of the site or the structure.
- Landscape lighting and/ or other decorative lighting.
- Landscaping that improves the area's general appearance.
- Work intended to address exterior structural deficiencies.
- Comprehensive exterior painting that significantly adds to the value of the property and enhances neighboring properties, **including murals approved by the Village.**

Section 6 – Application, Review & Approval Process

The following guidelines cover the grant application process and the review and approval of applications.

- a. The Village President and Administrator are responsible for processing grant requests, including the **review, approval,** and allocation amount for each grant.
- b. Applicants must obtain all applicable village approvals and permits prior to beginning any work.**
- c. The Village Board will designate a specific funding amount available for this Program through its Annual Budget and Capital Improvement Program process, which runs concurrently with the fiscal year of the Village.
- d. The initial application period for the Program will be between May 1st to May 31st each year. All applications will be evaluated at the end of the initial application period. Subsequently, applications will be reviewed on a "first-come" basis throughout the remainder of the grant cycle depending on available funding.
- e. Applicants will be informed when available funding for the current grant cycle has been expended and, in that event, will be afforded the option of having their application automatically reviewed when funds become available in the next funding cycle.
- f. Work for which the grant is awarded must be completed within nine months of the application being approved and no later than six months following the building permit being issued. Any extension must be approved by the Village Administrator. No grant shall be awarded for improvements completed in a previous program year.

- g. Grants shall be applied for by completing the attached “Application for Downtown Façade Grant Program” and forwarding the form to the Village Administrator.
- h. Applicants will be notified by the Village President or Administrator of grant approval or disapproval and, if approved, the process for receiving reimbursement. Receipts or other acceptable proof of payments made to vendors/ contractors will be required for reimbursement.

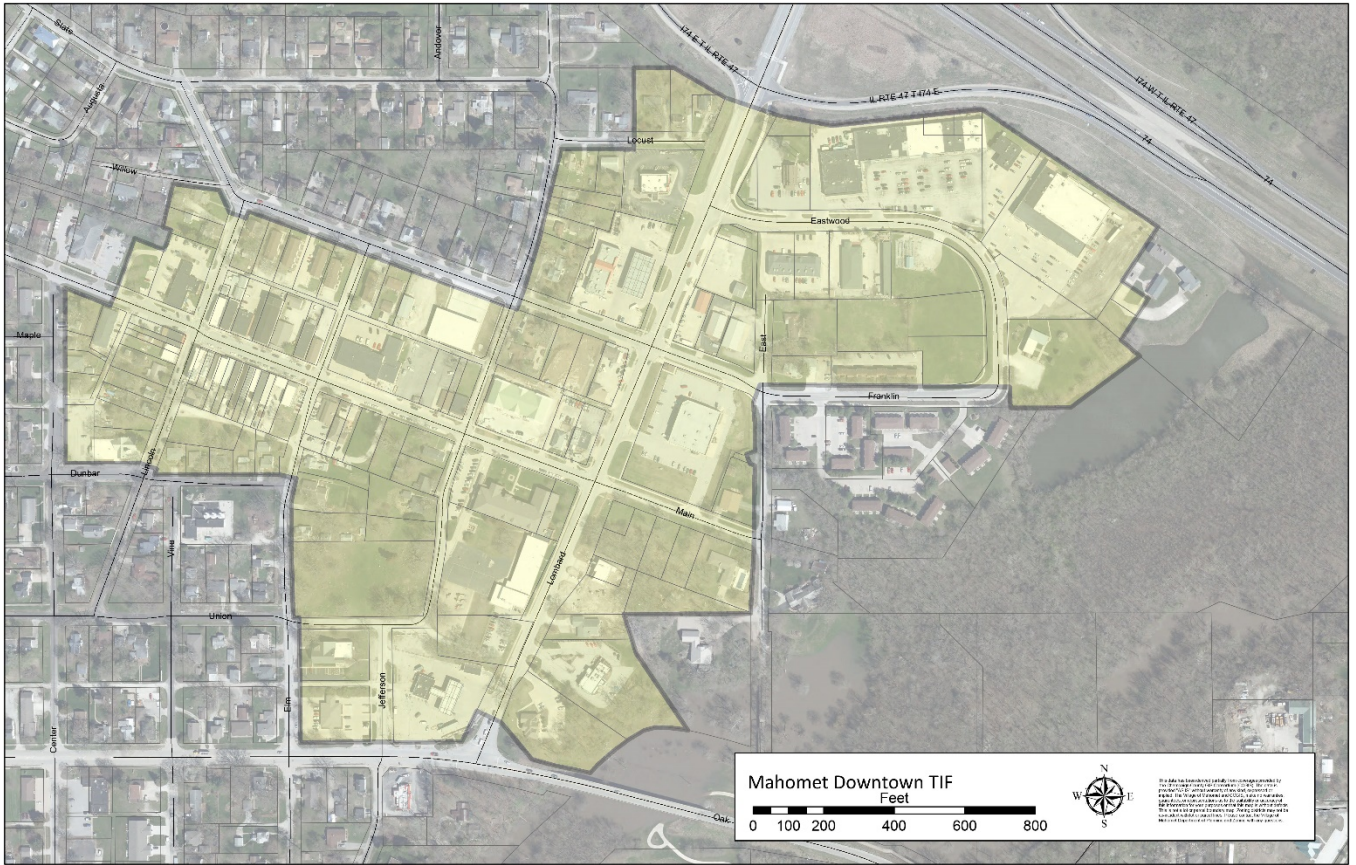
Section 7

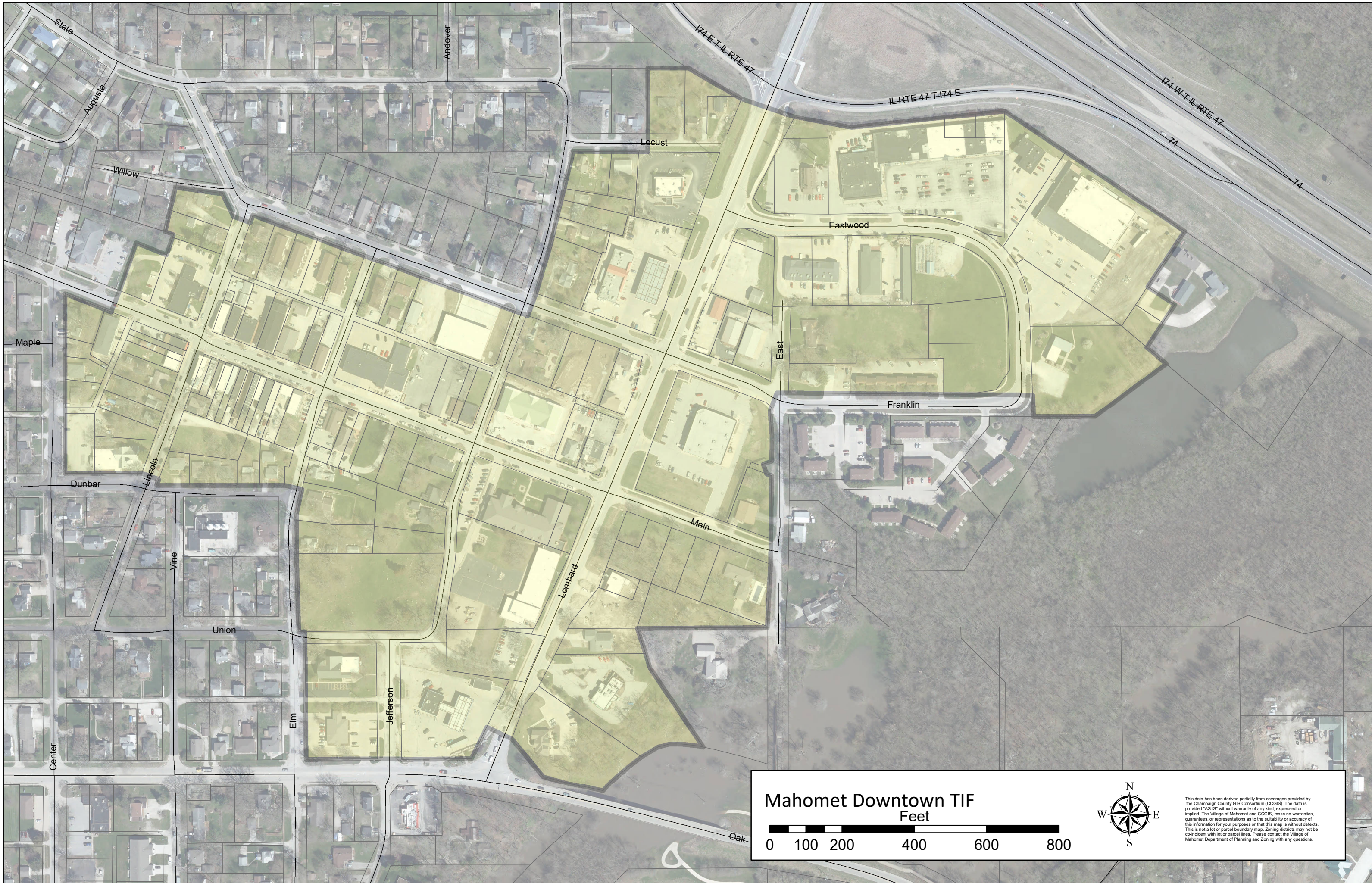
Any policy, Ordinance, or Resolution that conflicts with the provisions of this Resolution shall be and is hereby repealed to the extent of such conflict.

Section 8 – Effective Date

Resolution 17-05-02 PASSED and APPROVED 23rd day of May 2017. Revised by Resolution 21-07- PASSED and APPROVED 27th day of July 2021. **Revised by Resolution 22-06-03 PASSED and APPROVED 28th day of June 2022.**

Exhibit A





Mahomet Downtown TIF
Feet

This data has been derived partially from coverages provided by the Champaign County GIS Consortium (CCGIS). The data is provided "AS IS" without warranty of any kind, expressed or implied. The Village of Mahomet and CCGIS, make no warranties, guarantees, or representations as to the suitability or accuracy of this information for your purposes or that this map is without defects. This is not a lot or parcel boundary map. Zoning districts may not be co-incident with lot or parcel lines. Please contact the Village of Mahomet Department of Planning and Zoning with any questions.



RESOLUTION NUMBER 22-06-

RESOLUTION AMENDING THE DOWNTOWN FAÇADE GRANT PROGRAM

Village of Mahomet, Champaign County, Illinois

WHEREAS, The Village of Mahomet is authorized to provide programs which promote the safety, health and welfare of its citizens; and

WHEREAS, The Village Board established a program by Resolution 17-05-02 to assist building owners and business operators in the Downtown Area of the Village in improving the facades of their buildings to enhance public safety and aesthetics; and

WHEREAS, The Village Board may appropriate funds for use in a grant program designed to provide financial assistance to Downtown & Commercial Core Area building owners and business operators with repairing, upgrading and/ or maintaining their building facades; and

WHEREAS, The Village Staff recommends the revision and update to this program.

NOW, THEREFORE, BE IT RESOLVED, PASSED, AND APPROVED, this 28th day of June 2022 by the Board of Trustees of the Village of Mahomet that:

Section 1 – Purpose

The purpose of the Downtown Façade Grant Program ("DFGP") is to provide financial assistance to encourage exterior site and facility improvements that enhance the character, safety, and aesthetics of the Downtown and Commercial Core area.

Section 2 – Downtown Defined

"Downtown" shall mean those properties zoned Commercial under the Village of Mahomet Zoning Ordinance and located within the following described area:

- The same boundaries and parcels identified in the Commercial Core Tax Increment Finance (TIF) District. See Exhibit A.

Section 3 – Eligible Structures

Applicants requesting funding under the DCCFGP must own or operate a commercial establishment located within the Downtown Area. If the applicant is a retail tenant, the building owner must provide written consent to the improvements being proposed in the application for financial assistance.

Section 4 - Funding

The Program is to be funded annually with monies to be appropriated and designated by the Village Board through the Village's Annual Appropriation Ordinance. Applicants receiving funds will be required to provide a minimum of 50% of the total project costs of the improvements. Grants are limited to a maximum of \$10,000 per location per "program year" and will be paid by way of reimbursement after eligible expenses are incurred. The "program year" will be the same as the Village's fiscal year which is May 1st to April 30th. The Village reserves the right, in its discretion, to partially fund a grant request in any amount not to exceed the maximum of \$10,000.

Section 5 – Eligible Improvements

The Program is intended as a public/private partnership designed to encourage building owners and business operators to create an enhanced, safe, and more aesthetically pleasing environment. All applications must meet this overall objective.

The following are examples of the types of improvements eligible for funding:

- Repair and replacement of building exteriors, including tuck-pointing.
- Repair, replacement and installation of windows, doors, exterior lighting, awnings, canopies, and porches. Improvements to or replacement of commercial signs and other façade components that enhance the aesthetic character of the site or the structure.
- Landscape lighting and/ or other decorative lighting.
- Landscaping that improves the area's general appearance.
- Work intended to address exterior structural deficiencies.
- Comprehensive exterior painting that significantly adds to the value of the property and enhances neighboring properties, including murals approved by the Village.

Section 6 – Application, Review & Approval Process

The following guidelines cover the grant application process and the review and approval of applications.

- a. The Village President and Administrator are responsible for processing grant requests, including the review, approval, and allocation amount for each grant.
- b. Applicants must obtain all applicable village approvals and permits prior to beginning any work.

- c. The Village Board will designate a specific funding amount available for this Program through its Annual Budget and Capital Improvement Program process, which runs concurrently with the fiscal year of the Village.
- d. The initial application period for the Program will be between May 1st to May 31st each year. All applications will be evaluated at the end of the initial application period. Subsequently, applications will be reviewed on a "first-come" basis throughout the remainder of the grant cycle depending on available funding.
- e. Applicants will be informed when available funding for the current grant cycle has been expended and, in that event, will be afforded the option of having their application automatically reviewed when funds become available in the next funding cycle.
- f. Work for which the grant is awarded must be completed within nine months of the application being approved and no later than six months following the building permit being issued. Any extension must be approved by the Village Administrator. No grant shall be awarded for improvements completed in a previous program year.
- g. Grants shall be applied for by completing the attached "Application for Downtown Façade Grant Program" and forwarding the form to the Village Administrator.
- h. Applicants will be notified by the Village President or Administrator of grant approval or disapproval and, if approved, the process for receiving reimbursement. Receipts or other acceptable proof of payments made to vendors/ contractors will be required for reimbursement.

Section 7

Any policy, Ordinance, or Resolution that conflicts with the provisions of this Resolution shall be and is hereby repealed to the extent of such conflict.

Section 8 – Effective Date

Resolution 17-05-02 PASSED and APPROVED 23rd day of May 2017. Revised by Resolution 21-07- PASSED and APPROVED 27th day of July 2021. Revised by Resolution 22-06-03 PASSED and APPROVED 28th day of June 2022.

Sean M. Widener, President
Board of Trustees
Village of Mahomet

Attest:

Village Clerk



Village of Mahomet



503 E. Main Street • P.O. Box 259 • Mahomet, Illinois 61853-0259

Phone: (217) 586-4456 • Fax: (217) 586-5696

www.mahomet-il.gov www.ChooseMahomet.com

Treasurer's Report

For the Month May 2022

Presented

June 21, 2022

FINANCIAL REVIEW

1. The funds available as of 4/30/22 total \$24,039,792.53
2. Beg. Balance 5/01/22 \$24,039,792.53

	<u>5/31/2022</u>	<u>5/31/2021</u>	<u>FY22 YTD</u>	<u>FY23 YTD</u>
Revenues	899,606.40	1,828,956.92	1,828,956.92	899,606.40
Expenses	919,776.10	1,053,297.18	1,053,297.18	919,776.10
Other				
Source/Use				
(AR)				<u>24,785.60</u>
End. Balance				<u><u>23,994,837.23</u></u>

Budget comparison reports should reflect expenses and revenues collected at approximately 8%. Revenues for this fiscal year are currently at 4.49% collected and expenditures are currently at 3.43% expended.

3. Included in this Treasurer's Report is a report containing monthly information on a Fiscal Year basis for Sales Tax, Use Tax, Income Tax, Personal Property Replacement Tax, Telecommunications Tax, Motor Fuel Tax and Utility Tax.

This same report shows bank interest across all funds and as requested, also shows the Transportation renewal fund revenue.

4. Motor Fuel Tax distribution for May contained Standard Fuel Tax Allotment funds in the amount of 16,309.36 and Renewal Fund Allotment funds in the amount of 11,877.90 for a total allotment for May of 28,187.26.

5. Distribution 1 of Real Estate Taxes payable in FY23 has been deposited in the amount of 615,479.64 in June, however, no detail has been provided by the Champaign County Clerk at this time.



TREASURER'S REPORT REVENUE & EXPENDITURE ACTIVITY May 2022

FUND	BEGINNING BALANCE 5/1/2022	MTD	YTD	BUDGETED	%	ENDING BALANCE 5/31/2022	ENDING BALANCE 5/31/2021
GENERAL CORP.	\$2,747,898.79						
Revenues		\$477,454.33	\$477,454.33	\$5,648,462.58	8.45%		
Expenses		\$0.00	\$0.00	\$1,871,000.00	0.00%		
NET INCOME (LOSS)		\$477,454.33	\$477,454.33	\$3,777,462.58			
POLICE							
Expenses		\$127,838.67	\$127,838.67	\$563,642.00	22.68%		
TRANSPORTATION							
Expenses		\$64,866.91	\$64,866.91	\$834,955.03	7.77%		
ADMINISTRATION							
Expenses		\$97,469.18	\$97,469.18	\$1,504,344.00	6.48%		
COMMUNITY DEVELOP.							
Expenses		\$52,062.07	\$52,062.07	\$267,300.00	19.48%		
ENGINEERING							
Expenses		\$11,452.08	\$11,452.08	\$71,570.00	16.00%		
ESDA							
Expenses		\$3,811.45	\$3,811.45	\$9,250.00	41.20%		
		\$357,500.36					
WOM	\$661,695.23					\$717,657.61	\$431,669.72
Revenues		\$87,610.64	\$87,610.64	\$1,170,290.73	7.49%		
Expenses		\$36,005.99	\$36,005.99	\$1,404,344.06	2.56%		
NET INCOME (LOSS)		\$51,604.65	\$51,604.65	-\$234,053.33			
WWOM	\$575,633.12					\$666,519.37	\$887,552.25
Revenues		\$136,551.11	\$136,551.11	\$1,717,100.00	7.95%		
Expenses		\$47,813.89	\$47,813.89	\$1,290,434.76	3.71%		
NET INCOME (LOSS)		\$88,737.22	\$88,737.22	\$426,665.24			
WWCI	\$1,994,416.08					\$2,042,482.25	\$3,196,132.00
Revenues		\$50,427.11	\$50,427.11	\$625,250.00	8.07%		
Expenses		\$2,360.94	\$2,360.94	\$1,738,000.00	0.14%		
NET INCOME (LOSS)		\$48,066.17	\$48,066.17	-\$1,112,750.00			
WCI	\$1,450,980.65					\$1,463,443.01	\$1,128,909.05
Revenue		\$12,462.36	\$12,462.36	\$760,250.00	1.64%		
Expenses		\$0.00	\$0.00	\$541,200.00	0.00%		
NET INCOME (LOSS)		\$12,462.36	\$12,462.36	\$219,050.00			
W/S BOND FUND-A	\$226,324.95					\$226,754.87	\$284,971.91
Revenues		\$1.92	\$1.92	\$11,000.00	0.02%		
Expenses		\$0.00	\$0.00	\$237,400.00	0.00%		
NET INCOME (LOSS)		\$1.92	\$1.92	-\$226,400.00			
ECONOMIC DEVELOP.	\$72,043.49					\$72,370.16	\$122,121.60
Revenues		\$326.67	\$326.67	\$0.00	#DIV/0!		
Expenses		\$0.00	\$0.00	\$135,650.00	0.00%		
NET INCOME (LOSS)		\$326.67	\$326.67	-\$135,650.00			
RECREATION	\$119,206.54					\$108,211.71	\$98,969.88
Revenues		\$15,054.86	\$15,054.86	\$290,195.00	5.19%		
Expenses		\$39,604.53	\$39,604.53	\$327,434.00	12.10%		
NET INCOME (LOSS)		-\$24,549.67	-\$24,549.67	-\$37,239.00			
PARKS	\$412,681.77					\$235,092.51	\$290,565.22
Revenues		\$4,158.54	\$4,158.54	\$1,627,641.39	0.26%		
Expenses		\$182,004.01	\$182,004.01	\$1,937,980.70	9.39%		
NET INCOME (LOSS)		-\$177,845.47	-\$177,845.47	-\$310,339.31			



TREASURER'S REPORT REVENUE & EXPENDITURE ACTIVITY May 2022

FUND	BEGINNING BALANCE 5/1/2022	MTD	YTD	BUDGETED	%	ENDING BALANCE 5/31/2022	ENDING BALANCE 5/31/2021
MFT	\$1,139,843.42					\$1,166,939.01	\$858,186.46
Revenues		\$28,197.15	\$28,197.15	\$370,075.00	7.62%		
Expenses		\$480.59	\$480.59	\$430,247.00	0.11%		
NET INCOME (LOSS)		\$27,716.56	\$27,716.56	-\$60,172.00			
IMRF	\$103,701.47					\$92,946.61	\$75,256.39
Revenues		\$0.84	\$0.84	\$135,384.79	0.00%		
Expenses		\$8,125.60	\$8,125.60	\$185,000.00	4.39%		
NET INCOME (LOSS)		-\$8,124.76	-\$8,124.76	-\$49,615.21			
POLICE PENSION	\$2,583,149.94					\$2,572,638.66	\$2,118,962.08
Revenues		\$7,209.09	\$7,209.09	\$775,865.39	0.93%		
Expenses		\$17,720.37	\$17,720.37	\$293,750.00	6.03%		
NET INCOME (LOSS)		-\$10,511.28	-\$10,511.28	\$482,115.39			
SOCIAL SECURITY	\$67,447.60					\$47,658.79	\$40,616.91
Revenues		\$0.50	\$0.50	\$163,845.45	0.00%		
Expenses		\$17,215.46	\$17,215.46	\$190,000.00	9.06%		
NET INCOME (LOSS)		-\$17,214.96	-\$17,214.96	-\$26,154.55			
MUSIC FESTIVAL	\$80,100.55					\$99,095.24	\$80,299.32
Revenues		\$19,383.82	\$19,383.82	\$132,425.00	14.64%		
Expenses		\$389.13	\$389.13	\$127,000.00	0.31%		
NET INCOME (LOSS)		\$18,994.69	\$18,994.69	\$5,425.00			
PRAIRIEVIEW ROAD	\$167,432.16					\$167,432.16	\$134,859.60
Revenues		\$0.00	\$0.00	\$30,010.00	0.00%		
Expenses		\$0.00	\$0.00	\$25,000.00	0.00%		
NET INCOME (LOSS)		\$0.00	\$0.00	\$5,010.00			
INSURANCE	\$42,899.48					\$42,899.84	\$67,984.11
Revenue		\$0.36	\$0.36	\$116,444.51	0.00%		
Expenses		\$0.00	\$0.00	\$146,000.00	0.00%		
NET INCOME (LOSS)		\$0.36	\$0.36	-\$29,555.49			
FORFEITED FUND-FED	\$88.38					\$88.38	\$88.37
Revenue		\$0.00	\$0.00	\$2.00	0.00%		
Expenses		\$0.00	\$0.00	\$1.00	0.00%		
NET INCOME (LOSS)		\$0.00	\$0.00	\$1.00			
FORFEITED FUNDS	\$151,784.68					\$151,784.68	\$20,237.29
Revenue		\$0.00	\$0.00	\$3,525.00	0.00%		
Expenses		\$0.00	\$0.00	\$151,000.00	0.00%		
NET INCOME (LOSS)		\$0.00	\$0.00	-\$147,475.00			
BOND-EASTWOOD	\$19,240.66					\$17,450.83	\$19,444.78
Revenues		\$0.16	\$0.16	\$72,558.76	0.00%		
Expenses		\$1,789.99	\$1,789.99	\$71,597.50	2.50%		
NET INCOME (LOSS)		-\$1,789.83	-\$1,789.83	\$961.26			
UTILITY TAX	\$164,741.26					\$225,101.33	\$57,806.35
Revenues		\$60,360.07	\$60,360.07	\$475,025.00	12.71%		
Expenses		\$0.00	\$0.00	\$575,000.00	0.00%		
NET INCOME (LOSS)		\$60,360.07	\$60,360.07	-\$99,975.00			
2012A&B DEBT SER.	\$434,077.18					\$420,602.87	\$423,953.30
Revenues		\$3.69	\$3.69	\$368,850.00	0.00%		
Expenses		\$13,050.00	\$13,050.00	\$377,100.00	3.46%		
NET INCOME (LOSS)		-\$13,046.31	-\$13,046.31	-\$8,250.00			



TREASURER'S REPORT REVENUE & EXPENDITURE ACTIVITY May 2022

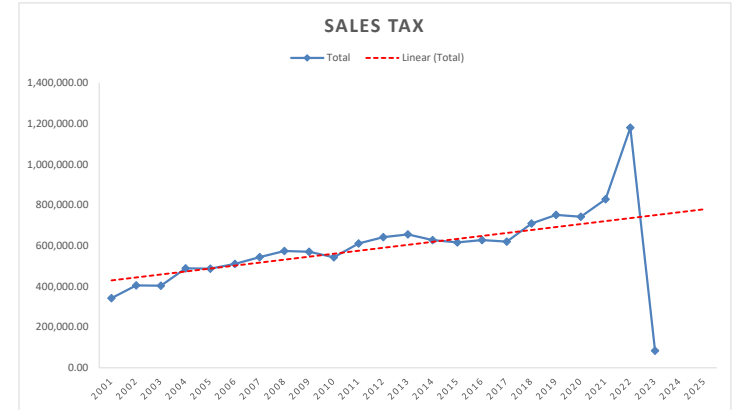
FUND	BEGINNING BALANCE 5/1/2022	MTD	YTD	BUDGETED	%	ENDING BALANCE 5/31/2022	ENDING BALANCE 5/31/2021
TIF	\$8,119,515.88					\$7,935,767.30	\$9,568,154.93
Revenues		\$68.91	\$68.91	\$3,836,000.00	0.00%		
Expenses		\$183,817.49	\$183,817.49	\$8,910,397.31	2.06%		
NET INCOME (LOSS)		-\$183,748.58	-\$183,748.58	-\$5,074,397.31			
CE/VR	\$503,541.02					\$492,143.27	\$348,963.54
Revenues		\$0.00	\$0.00	\$520,525.00	0.00%		
Expenses		\$11,397.75	\$11,397.75	\$721,890.00	1.58%		
NET INCOME (LOSS)		-\$11,397.75	-\$11,397.75	-\$201,365.00			
TRANSPORTATION CI	\$1,020,682.65					\$1,020,682.65	\$644,091.77
Revenues		\$0.00	\$0.00	\$243,000.00	0.00%		
Expenses		\$0.00	\$0.00	\$845,850.00	0.00%		
NET INCOME (LOSS)		\$0.00	\$0.00	-\$602,850.00			
WWTP	\$783,950.78					\$783,957.44	\$783,898.89
Revenues		\$6.66	\$6.66	\$738,050.00	0.00%		
Expenses		\$0.00	\$0.00	\$758,215.00	0.00%		
NET INCOME (LOSS)		\$6.66	\$6.66	-\$20,165.00			
W/S BOND FUND-B	\$0.00					\$0.00	\$0.00
Revenues		\$0.00	\$0.00	\$0.00			
Expenses		\$0.00	\$0.00	\$0.00			
NET INCOME (LOSS)		\$0.00	\$0.00	\$0.00			
TR. FACILITY CONST.	\$74,330.92					\$74,331.55	\$68,724.57
Revenues		\$0.63	\$0.63	\$12,050.00	0.01%		
Expenses		\$0.00	\$0.00	\$85,000.00	0.00%		
NET INCOME (LOSS)		\$0.63	\$0.63	-\$72,950.00			
TCI DEBT SERVICE	\$147,350.00					\$146,851.25	\$136,057.59
Revenues		\$1.25	\$1.25	\$90,150.00	0.00%		
Expenses		\$500.00	\$500.00	\$95,320.00	0.52%		
NET INCOME (LOSS)		-\$498.75	-\$498.75	-\$5,170.00			
DARK FIBER	\$26,852.42					\$26,852.65	\$24,850.14
Revenues		\$0.23	\$0.23	\$2.00	11.50%		
Expenses		\$0.00	\$0.00	\$15,000.00	0.00%		
NET INCOME (LOSS)		\$0.23	\$0.23	-\$14,998.00			
COMMERCIAL CORE TIF	\$112,575.38					\$112,575.38	\$29,503.64
Revenues		\$0.00	\$0.00	\$94,932.00	0.00%		
Expenses		\$0.00	\$0.00	\$50,000.00	0.00%		
NET INCOME (LOSS)		\$0.00	\$0.00	\$44,932.00			
BARBER PARK DONATION	\$34,606.09					\$34,931.59	\$2,350.00
Revenues		\$325.50	\$325.50	\$25.00	1302.00%		
Expenses		\$0.00	\$0.00	\$32,941.09	0.00%		
NET INCOME (LOSS)		\$325.50	\$325.50	-\$32,916.09			
2021 TIF DEBT SERVICE	\$999.99					\$999.99	\$0.00
Revenues		\$0.00	\$0.00	\$485,100.00	0.00%		
Expenses		\$0.00	\$0.00	\$236,050.00	0.00%		
NET INCOME (LOSS)		\$0.00	\$0.00	\$249,050.00			
TOTAL CASH	\$24,039,792.53					\$23,994,837.23	\$24,833,759.07
	Revenue	\$899,606.40	\$899,606.40				
	Expense	\$919,776.10	\$919,776.10				



Village of Mahomet

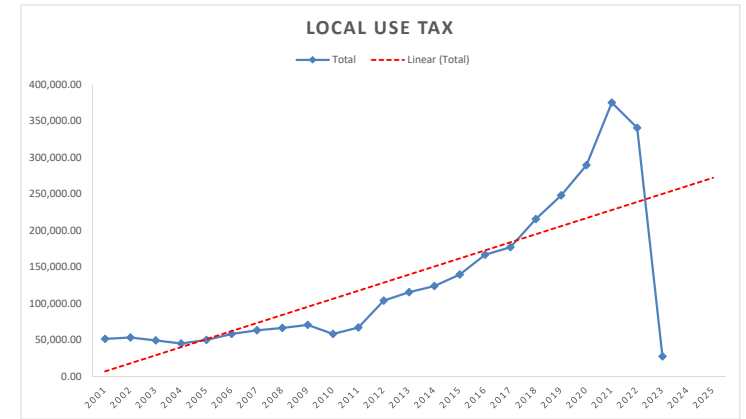
Sales Tax

Year	May	Jun	Jul	Aug	Sep	Oct	Nov	Dec	Jan	Feb	March	April	Total	YTD +/- Previous Year
2023	84,627.59												84,627.59	-901,327.84
2022	64,993.15	96,304.84	96,503.37	134,024.85	100,950.77	101,862.78	95,052.35	102,722.37	99,291.67	94,249.28	103,256.92	90,317.85	1,179,530.20	502,864.85
2021	55,713.42	59,374.07	57,137.09	68,105.63	76,139.82	71,632.37	74,933.22	73,519.74	74,940.92	65,169.07	72,524.69	78,863.18	828,053.22	85,946.44
2020	49,931.30	64,660.79	61,092.83	68,997.36	66,224.54	64,476.43	61,521.58	61,460.08	62,475.00	60,765.07	65,788.33	54,713.47	742,106.78	-9,378.19
2019	53,200.13	62,050.38	64,343.05	73,903.09	67,527.76	68,213.52	63,111.89	68,760.60	61,569.76	61,605.71	62,217.96	44,981.12	751,484.97	42,291.28
2018	45,900.86	52,366.91	51,300.48	56,686.45	55,848.37	66,175.15	65,435.01	64,551.68	66,273.08	61,158.82	68,801.48	54,695.40	709,193.69	89,331.91
2017	42,001.31	50,817.68	50,764.46	57,909.74	55,480.03	54,020.71	56,011.89	50,419.08	53,115.30	47,669.54	57,274.76	44,377.28	619,861.78	-7,602.52
2016	42,707.26	48,069.92	51,444.29	59,477.11	59,071.86	54,048.54	57,689.96	53,507.20	52,378.44	50,879.36	55,439.64	42,750.72	627,464.30	11,474.79
2015	41,353.00	51,090.41	51,738.07	58,287.31	60,055.78	52,794.00	55,427.32	52,391.47	50,435.54	49,212.90	49,831.72	43,371.99	615,989.51	-11,187.16
2014	45,236.78	53,087.93	53,567.35	59,375.75	56,841.24	55,994.64	53,028.12	50,313.66	54,354.07	47,729.15	50,590.40	47,057.58	627,176.67	-28,334.07
2013	46,318.77	53,715.10	53,161.25	63,184.90	60,906.36	54,328.44	58,926.24	60,043.21	53,299.46	48,653.21	55,878.90	47,094.90	655,510.74	13,452.66
2012	36,981.10	55,756.82	57,509.84	60,699.93	60,372.16	57,057.89	57,287.78	56,267.07	52,412.41	48,146.18	52,947.89	46,619.01	642,058.08	31,231.90
2011	49,129.44	42,909.31	51,507.69	55,103.48	58,705.12	52,770.21	50,617.36	48,085.53	55,702.09	49,264.98	52,720.07	44,310.90	610,826.18	67,758.25
2010	36,257.82	46,602.85	46,612.62	51,393.54	49,056.46	44,466.34	45,508.43	45,877.64	46,220.49	47,815.26	45,634.07	37,622.41	543,067.93	-27,178.42
2009	40,278.72	46,528.87	49,682.67	51,031.70	53,613.97	52,325.62	51,349.28	54,330.48	48,629.11	41,071.51	43,718.78	37,685.64	570,246.35	-3,966.79
2008	43,677.10	41,245.29	49,963.67	45,572.91	58,851.21	48,516.30	49,045.02	49,128.61	48,523.95	44,013.97	52,507.64	43,167.47	574,213.14	30,131.86
2007	44,325.22	39,515.31	50,269.22	46,522.96	55,259.37	48,323.83	43,671.06	44,311.65	48,182.31	43,085.61	45,290.92	35,323.82	544,081.28	33,848.16
2006	32,929.79	38,942.67	39,109.66	38,725.67	45,260.66	45,415.66	59,271.87	49,499.28	39,648.17	42,962.55	43,735.70	34,731.44	510,233.12	23,018.37
2005	39,145.92	39,004.25	42,172.71	46,167.55	35,355.46	37,869.09	44,019.41	42,248.50	40,692.78	44,324.51	40,102.18	36,112.39	487,214.75	-1,782.29
2004	40,401.50	36,265.45	46,982.34	40,240.97	41,291.88	42,184.14	44,703.17	39,547.24	40,653.58	39,308.56	38,831.81	38,946.40	488,997.04	85,585.26
2003	31,597.44	28,154.08	36,277.72	37,890.46	36,019.03	35,431.43	32,076.06	36,076.72	35,410.20	33,684.39	36,477.68	24,323.57	403,411.78	-1,415.20
2002	26,443.97	29,679.96	34,943.33	37,837.21	38,497.31	37,635.37	33,623.24	37,105.25	33,787.56	33,972.16	33,771.91	29,523.71	404,826.98	62,269.34
2001	25,321.64	25,265.99	32,244.25	30,743.05	29,255.48	29,978.69	27,426.43	29,464.85	30,198.90	28,620.91	30,242.75	23,794.70	342,557.64	-387,582.45
Avg last 5 years	61,693.12	66,951.40	66,075.36	80,343.48	73,338.25	74,472.05	72,010.81	74,202.89	72,910.09	68,589.59	74,517.88	64,714.20	730,140.09	



Local Use Tax

Year	May	Jun	Jul	Aug	Sep	Oct	Nov	Dec	Jan	Feb	March	April	Total	YTD +/- Previous Year
2023	27,474.11												27,474.11	-242,182.98
2022	21,845.97	27,928.47	25,374.42	23,355.48	26,619.53	24,790.21	26,167.98	30,905.81	28,816.09	33,853.13	42,910.54	28,457.21	341,024.84	39,936.72
2021	20,880.65	26,561.48	28,119.12	31,272.06	31,571.21	31,924.62	30,399.81	31,715.51	33,231.41	35,412.25	49,971.00	24,499.93	375,559.05	85,711.29
2020	20,286.76	23,062.48	21,828.97	21,923.28	22,287.26	22,912.41	21,951.36	24,585.28	26,993.41	25,288.79	34,699.80	24,027.96	289,847.76	41,484.55
2019	16,454.85	19,871.74	17,343.43	18,911.74	20,253.64	19,647.50	18,685.54	21,435.12	22,688.55	25,104.18	30,357.10	17,609.82	248,363.21	32,424.39
2018	12,501.31	18,814.84	16,157.15	16,278.87	17,218.12	16,484.08	17,530.48	18,474.70	18,346.33	21,252.09	26,880.25	16,000.60	215,938.82	38,607.69
2017	12,474.43	14,658.40	14,277.50	13,893.04	15,669.31	12,470.55	13,594.94	13,975.08	15,241.63	14,797.81	22,994.81	13,283.63	177,331.13	10,300.35
2016	12,957.84	13,662.00	13,410.44	12,773.71	14,408.17	13,358.39	12,206.45	14,034.62	14,134.18	13,928.87	19,918.30	12,237.81	167,030.78	27,263.30
2015	8,508.88	11,234.18	10,356.63	11,003.62	12,282.24	10,473.24	11,342.08	13,762.45	13,021.39	12,379.55	18,764.39	6,638.83	139,767.48	15,866.50
2014	7,339.46	9,212.23	10,110.30	8,928.03	11,857.59	10,200.83	9,531.38	10,283.10	10,389.11	11,035.46	10,389.11	16,346.05	123,900.98	8,291.39
2013	7,639.67	9,444.98	8,710.49	9,107.84	10,183.33	8,415.25	9,395.75	9,626.24	9,355.34	9,855.48	14,076.51	9,798.71	115,609.59	11,706.31
2012	5,687.22	9,369.57	8,753.75	8,528.77	9,423.72	7,542.44	8,982.93	6,812.87	8,567.30	8,626.55	13,183.49	8,424.67	103,903.28	36,707.47
2011	3,232.06	6,450.09	4,908.75	4,653.10	6,003.58	4,990.76	4,835.23	5,618.40	7,068.32	5,494.69	8,650.10	5,290.23	67,195.81	8,899.10
2010	4,347.46	5,216.28	5,325.95	4,504.79	5,989.75	4,759.11	4,825.21	4,588.58	4,447.76	3,972.78	6,829.17	4,063.87	58,296.71	-12,427.75
2009	4,852.03	6,212.25	5,728.55	5,267.70	6,474.19	5,419.42	6,824.97	6,200.17	5,934.58	5,309.92	7,638.45	4,862.23	70,724.46	4,249.17
2008	4,127.29	5,031.58	5,132.42	5,583.93	6,553.34	4,812.98	5,063.29	5,504.21	5,629.56	5,672.78	8,086.81	5,277.10	66,475.29	3,189.48
2007	4,790.10	4,526.86	5,508.03	4,910.45	5,658.35	4,742.29	5,786.71	5,656.65	5,341.84	4,784.63	7,300.08	4,279.82	63,285.81	5,032.80
2006	4,072.53	4,654.60	5,585.27	4,361.78	5,130.95	4,174.18	4,497.51	4,819.72	4,469.45	4,309.84	7,401.03	4,776.15	58,253.01	8,082.01
2005	4,321.29	4,206.15	3,786.62	3,927.40	4,668.15	4,079.86	3,914.23	4,241.34	3,831.53	3,502.27	6,071.42	3,620.74	50,171.00	4,843.28
2004	2,729.32	3,690.67	3,487.25	3,202.73	4,069.21	3,969.40	3,608.05	3,199.34	3,344.93	3,932.99	5,446.40	4,647.43	45,327.72	-4,115.24
2003	4,191.58	8,778.65	3,373.34	3,268.33	3,725.55	3,324.56	3,339.33	3,998.28	3,652.06	3,393.78	5,138.15	3,259.35	49,442.96	-9,909.46
2002	3,933.12	1,778.74	8,266.07	4,434.61	4,850.81	4,978.80	4,273.83	4,519.66	5,307.76	4,636.22	6,372.80		53,352.42	1,819.55
2001	2,535.45		11,192.08	4,801.99		4,030.65	4,514.71	5,186.74	4,863.66	4,132.48	6,038.89	4,236.22	51,532.87	
Avg last 5 years	21,388.47	23,247.80	21,764.62	22,348.29	23,589.95	23,151.76	22,947.03	25,423.28	26,015.16	28,182.09	36,963.74	22,119.10	261,407.99	

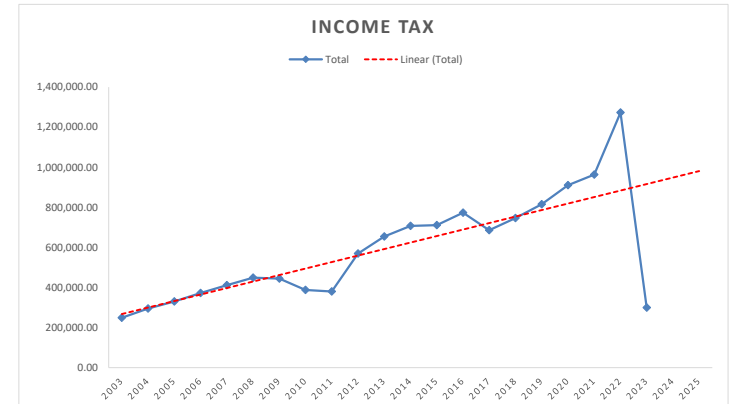




Village of Mahomet

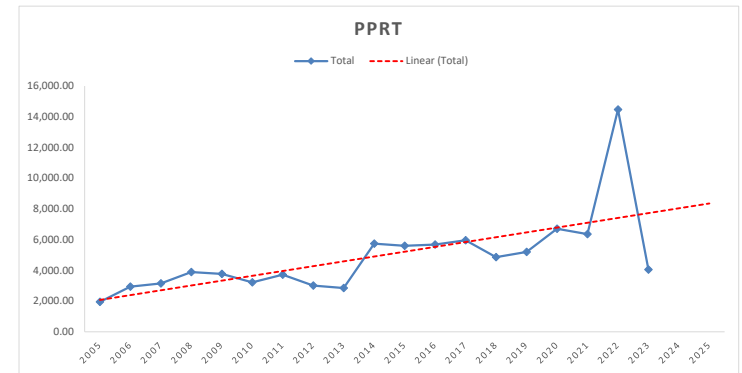
Income Tax

Year	May	Jun	Jul	Aug	Sep	Oct	Nov	Dec	Jan	Feb	March	April	Total	YTD +/- Previous Year
2023	299,455.87												299,455.87	-755,240.19
2022	141,347.46	124,017.91	111,255.29	62,471.57	65,973.40	119,889.19	68,727.18	72,195.70	128,540.38	160,277.98	69,471.27	148,415.67	1,272,583.00	477,999.62
2021	84,689.17	52,457.35	83,300.10	113,889.16	64,531.12	93,446.69	63,142.70	55,902.45	89,063.93	94,160.71	64,895.09	103,474.61	962,953.08	52,525.09
2020	168,683.53	52,679.21	78,780.43	56,472.24	49,980.71	89,174.79	58,200.33	54,996.80	76,871.50	79,198.68	58,892.06	86,497.71	910,427.99	94,880.72
2019	115,206.55	53,221.17	71,960.14	52,823.42	51,553.52	80,123.74	57,707.49	47,831.54	69,693.66	83,847.08	50,486.70	81,092.26	815,547.27	69,125.45
2018	97,278.60	58,225.13	77,024.78	36,809.87	43,418.06	66,106.63	49,751.11	43,800.18	63,832.69	92,397.42	46,450.47	71,326.88	746,421.82	60,360.85
2017	98,998.62	47,321.63	67,535.86	39,328.83	42,958.67	63,481.34	42,607.31	38,601.13	62,409.62	72,180.70	37,779.84	72,857.42	686,060.97	-87,441.77
2016	130,103.88	54,029.99	76,233.14	44,239.49	42,135.56	74,055.10	48,828.87	38,187.40	71,650.70	78,408.20	45,392.97	70,237.44	773,502.74	62,693.65
2015	109,700.45	40,860.18	67,624.89	39,449.47	38,577.39	68,833.43	46,407.08	34,895.20	59,124.03	88,213.43	38,482.87	78,640.67	710,809.09	3,545.39
2014	123,837.11	42,072.57	64,436.54	40,034.43	39,056.69	68,140.73	45,115.14	36,010.30	66,685.10	70,769.91	40,420.82	70,684.36	707,263.70	53,168.79
2013	91,198.58	47,948.11	61,572.20	38,637.24	38,324.94	60,345.62	45,597.53	37,629.87	58,330.44	68,856.36	38,610.18	67,043.84	654,094.91	84,859.11
2012	45,371.02	43,325.90	56,126.33	38,613.13	37,166.67	59,152.74	37,594.87	35,397.17	52,590.77	60,634.32	40,452.78	62,810.10	569,235.80	188,992.40
2011	48,197.94	25,699.83	36,118.48	23,679.40	24,283.99	35,294.05	26,561.91	29,376.01	33,490.77	41,387.12	20,642.29	35,511.61	380,243.40	-7,106.40
2010	59,400.24	31,716.51	34,532.38	23,506.66	22,444.96	34,587.00	26,059.22	20,484.12	36,006.74	38,161.06	23,612.81	36,838.10	387,349.80	-57,017.10
2009	74,271.50	39,702.23	43,950.96	25,627.34	24,638.87	43,822.06	27,369.17	21,318.32	35,999.34	45,263.70	24,531.40	37,872.01	444,366.90	-4,674.70
2008	63,820.01	40,706.55	40,306.06	24,193.58	24,817.16	42,280.83	27,176.09	24,765.53	36,540.71	53,997.06	28,828.31	41,609.71	449,041.60	37,991.27
2007	54,227.07	38,749.07	36,761.39	22,816.29	24,142.20	41,293.54	24,971.48	24,488.53	32,834.04	45,538.19	24,130.59	41,097.94	411,050.33	38,388.44
2006	49,645.52	30,823.28	34,450.80	21,477.04	22,683.61	36,331.96	23,805.44	21,580.17	32,558.88	40,133.87	22,717.27	36,454.07	372,661.89	42,429.75
2005	39,983.18	21,943.58	29,110.60	19,385.18	22,276.17	31,386.85	21,814.18	21,126.71	29,549.20	35,978.12	23,644.89	34,152.48	330,171.14	35,420.04
2004	40,527.09	25,794.18	26,631.37	17,495.15	17,571.08	25,164.38	16,836.76	21,806.83	27,337.76	30,002.12	19,758.79	25,820.59	294,746.10	45,746.43
2003	0.00	0.00	29,855.62	20,389.34	20,612.36	29,866.52	20,847.58	20,847.58	29,899.98	31,858.03	22,411.33	22,411.33	248,999.67	
Avg last 5 years	161,876.52	68,120.15	84,464.15	64,493.25	55,091.36	89,748.21	59,505.76	54,945.33	85,600.43	101,976.37	58,039.12	98,161.43	824,282.23	



Personal Property Replacement Tax

Year	May	Jun	Jul	Aug	Sep	Oct	Nov	Dec	Jan	March	April	Total	YTD +/- Previous Year
2023	4,045.24											4,045.24	-4,845.32
2022	2,110.82		1,538.13	195.61		2,562.73		531.77	1,951.50	2,555.75	3,021.42	14,467.73	10,102.27
2021	939.88		841.39	621.76		788.21		204.00	970.22	350.54	1,637.91	6,353.91	-355.85
2020	1,478.54		873.13	194.39		1,519.59		252.36	922.77	183.45	1,285.53	6,709.76	1,509.14
2019	1,072.59		835.78	84.47		834.24		184.96	702.73	244.60	1,241.25	5,200.62	341.48
2018	920.76		941.55	43.41		642.77		169.47	577.03	511.89	1,052.26	4,859.14	-1,102.18
2017	893.47		971.29	113.07		883.45		235.29	873.74	561.26	1,429.75	5,961.32	286.76
2016	1,177.44		967.3	130.36		972.38		237.49	773.19	310.53	1,105.87	5,674.56	73.40
2015	923.23		930.15	100.05		921.83		245.38	817.95	233.50	1,429.07	5,601.16	-139.90
2014	1,069.75		1,045.25	109.64		763.87		278.65	943.1	279.89	1,250.91	5,741.06	2,891.72
2013	748.21		966.92	116.84		735.83		281.54	747.76	234.02	1,185.63	2,849.34	-157.75
2012	764.51		709.31	177.54		1,184.61		171.12	729.22	203.84	1,119.85	3,007.09	-715.83
2011	654.94		665.23	87.36		1,281.60		1,033.79	529.79	293.07	1,063.31	3,722.92	506.70
2010	1,065.39		857.22	88.06		978.89		226.66	644.09	251.17	934.71	3,216.22	-550.93
2009	1,183.25		947.35	517.83		845.62		273.1	614.71	226.63	1,092.44	3,767.15	-121.71
2008	1,040.91		1,036.68	457.25		950.07		403.95	842.09	389.65	1,105.68	3,888.86	737.84
2007	722.36		942.4	297.63		951		237.63	690.79	365.46	1,251.85	3,151.02	215.80
2006	548.31		758.39	591.08		798.23		239.21	714.52	249.26	1,125.05	2,935.22	988.06



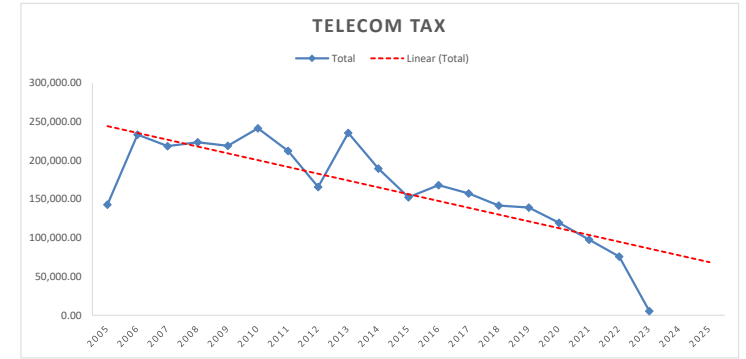


Village of Mahomet

560.7	244.19	571.22	177.81	616.79	339.58	990.08	1,947.16	488.25	
507.8	50.98	488.32	411.81	580.07	252.62	771.48	1,458.91		
Avg last 5 years	1,929.41	1,006.00	227.93	1,269.51	268.51	1,024.85	769.25	1,647.67	5,816.95

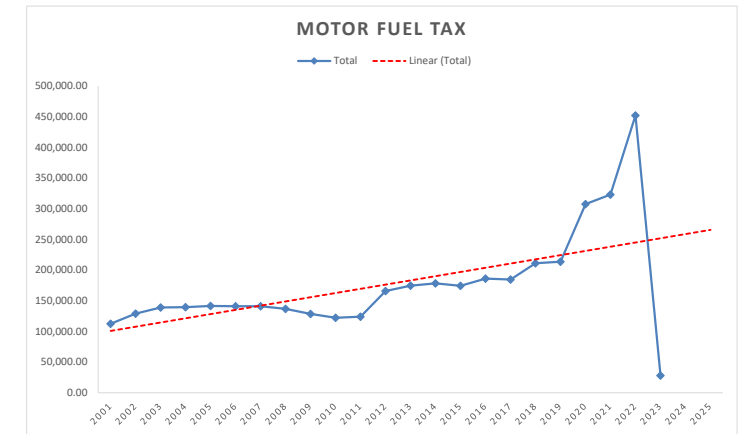
Telecommunications Tax

Year	May	Jun	Jul	Aug	Sep	Oct	Nov	Dec	Jan	Feb	March	April	Total	YTD +/- Previous Year
2023	5,404.58												5,404.58	-58,174.43
2022	6,454.84	7,188.58	6,313.34	6,266.28	6,711.78	6,119.47	6,119.93	6,687.98	6,012.77	5,704.04	6,370.10	5,914.86	75,863.97	-9,967.14
2021	9,704.40	10,024.89	9,329.91	8,666.47	9,940.57	9,635.12	8,316.21	6,981.45	6,810.50	6,421.59	6,386.19	5,531.35	97,748.65	-21,816.59
2020	10,307.53	10,676.28	10,157.82	10,090.92	9,643.43	10,092.51	9,723.17	9,672.09	9,872.30	9,686.54	10,124.15	9,518.50	119,565.24	-19,625.63
2019	10,876.54	11,509.87	11,074.96	12,682.54	11,350.39	11,494.76	11,948.64	11,495.07	12,766.77	11,374.53	11,775.84	10,840.96	139,190.87	-2,615.08
2018	12,156.59	12,718.11	12,139.70	12,307.08	11,768.67	11,969.60	11,659.43	11,284.88	11,458.69	11,091.84	11,673.65	11,577.71	141,805.95	-15,651.89
2017	12,879.53	13,789.71	12,987.79	13,084.45	13,762.61	13,182.50	13,624.65	12,901.06	12,761.40	12,847.29	13,069.50	12,567.35	157,457.84	-10,734.30
2016	11,581.21	12,258.16	11,553.39	13,964.64	14,095.24	14,090.77	13,370.69	20,717.83	13,811.72	13,132.32	16,044.78	13,571.39	168,192.14	15,697.35
2015	15,010.10	14,745.02	15,274.58	12,138.01	12,147.95	12,321.38	11,896.49	12,052.81	11,858.46	10,253.06	13,262.75	11,534.18	152,494.79	-37,262.41
2014	16,237.93	16,912.24	16,003.01	15,514.08	15,162.47	15,629.37	15,704.88	15,200.80	15,953.07	15,684.37	15,953.68	15,801.30	189,757.20	-46,084.85
2013	10,308.97	58,556.72	16,797.55	17,199.25	17,691.59	14,332.63	15,822.33	18,559.42	16,823.65	16,427.10	16,729.72	16,593.12	235,842.05	69,942.47
2012	17,268.87	15,628.29	17,479.15	15,470.34	15,975.11	11,990.96	11,196.65	11,862.53	12,254.90	12,859.94	12,060.21	11,852.63	165,899.58	-46,623.13
2011	23,730.93	16,330.89	19,645.37	23,597.65	16,242.43	17,364.16	17,527.02	16,873.60	12,067.12	19,908.57	11,391.54	17,843.43	212,522.71	-29,224.31
2010	18,296.29	19,092.43	23,979.70	23,475.91	19,086.74	19,457.44	19,222.16	19,345.49	20,275.86	19,162.32	20,139.39	20,213.29	241,747.02	22,575.64
2009	15,217.37	10,732.60	17,613.83	21,839.42	19,099.62	18,963.06	18,740.97	18,117.20	18,834.25	23,139.54	16,466.38	20,407.14	219,171.38	-4,549.78
2008	16,011.90	18,948.93	17,230.01	14,912.08	26,491.10	18,819.39	18,911.80	21,995.59	16,242.09	14,457.97	24,864.60	14,835.70	223,721.16	5,115.33
2007	28,353.03	11,054.60	16,147.44	25,931.82	18,276.08	15,964.62	15,964.62	14,064.82	17,622.26	15,152.98	17,465.35	20,627.17	218,605.83	-14,906.94
2006	20,281.79	19,953.09	22,352.32	18,795.89	13,653.40	26,884.40	18,251.39	17,308.24	15,337.17	14,114.36	29,348.98	17,231.74	233,512.77	90,566.39
2005			0.00	0.00	0.00	16,193.68	23,735.50	24,172.31	24,040.25	17,556.47	19,132.07	18,116.10	142,946.38	
Avg last 5 years	8,549.58	10,423.55	9,803.15	10,002.66	9,882.97	9,862.29	9,553.48	9,224.29	9,384.21	8,855.71	9,265.99	8,676.68	131,153.71	



Motor Fuel Tax

Year	May	Jun	Jul	Aug	Sep	Oct	Nov	Dec	Jan	Feb	March	April	Total	YTD +/- Previous Year
2023	28,187.26												28,187.26	-283,416.56
2022	27,672.07	27,447.02	28,196.04	27,952.48	30,308.86	53,977.61	26,751.62	29,478.07	31,245.79	28,574.26	112,291.13	27,963.08	451,858.03	175,664.45
2021	24,913.31	19,725.86	20,295.13	24,835.67	28,980.85	26,919.41	51,496.94	26,835.42	27,884.81	24,306.18	22,953.86	23,783.11	322,930.55	15,566.94
2020	18,593.04	17,039.36	15,533.64	19,416.18	27,933.32	30,341.32	27,839.97	35,058.81	36,873.32	26,128.62	25,847.75	26,758.28	307,363.61	93,683.70
2019	17,703.35	16,224.29	19,042.24	18,362.15	15,338.69	20,124.56	18,947.26	18,244.52	18,224.40	16,575.20	15,851.01	213,679.91	213,679.91	2,541.26
2018	15,891.18	18,647.23	14,808.24	19,416.60	18,339.92	16,211.18	18,560.57	18,915.98	18,561.04	19,003.04	16,463.43	16,320.24	211,138.65	26,547.14
2017	16,517.85	16,404.68	10,345.36	16,605.32	15,769.59	13,919.92	16,113.99	16,418.15	17,217.96	16,367.53	15,605.46	13,305.70	184,591.51	-1,422.80
2016	16,880.62	15,849.74	10,287.38	18,308.53	17,640.13	11,878.41	15,433.64	17,874.85	16,380.53	15,821.49	15,945.31	13,713.68	186,014.31	11,641.82
2015	13,380.42	18,787.00	14,127.85	15,836.87	10,753.83	14,619.84	15,735.00	15,948.97	18,277.33	17,177.23	13,039.06	6,689.09	174,372.49	-3,912.41
2014	12,481.23	18,456.42	12,667.95	14,858.51	17,448.20	12,342.61	15,856.36	13,677.48	18,162.06	16,004.39	14,739.85	11,589.84	178,284.90	3,844.50
2013	14,090.61	15,695.90	13,221.56	15,450.50	15,486.24	13,447.10	14,708.77	15,680.44	15,024.20	14,581.58	12,390.43	14,663.07	174,440.40	8,588.90
2012	10,065.73	9,874.86	9,188.38	15,859.11	15,573.61	13,952.42	15,501.57	16,376.75	15,266.13	14,679.72	14,961.02	14,552.20	165,851.50	41,958.92
2011	10,578.96	10,235.35	9,673.78	10,485.56	10,198.76	11,741.06	8,601.26	10,971.11	10,503.14	11,362.57	9,149.93	10,391.10	123,892.58	1,651.39
2010	9,738.93	13,301.44	7,076.29	11,740.72	9,864.39	8,086.08	8,217.04	13,337.67	10,032.36	11,660.83	9,182.87	10,002.57	122,241.19	-6,204.02
2009	10,917.45	12,710.00	9,649.87	10,689.36	9,751.87	8,936.36	12,149.58	8,289.29	11,845.30	11,676.59	11,374.02	10,455.52	128,445.21	-8,380.46
2008	11,588.34	12,712.31	10,326.95	12,236.94	12,183.27	10,585.54	12,059.58	10,649.94	11,339.84	12,128.48	10,490.27	10,524.21	136,825.67	-4,269.43
2007	11,175.51	10,705.14	12,646.52	12,000.70	12,703.01	10,942.84	11,088.50	12,339.90	11,861.34	11,584.08	12,390.72	11,656.84	141,095.10	81.99
2006	11,578.98	11,725.88	10,983.67	12,888.80	11,523.96	10,476.20	12,423.72	12,755.27	11,738.87	12,067.08	11,765.30	11,085.38	141,013.11	-450.08
2005	10,454.03	13,852.57	10,489.63	11,965.72	12,173.66	12,688.76	10,056.57	11,802.95	12,012.59	13,328.73	10,785.18	11,852.80	141,463.19	1,924.49



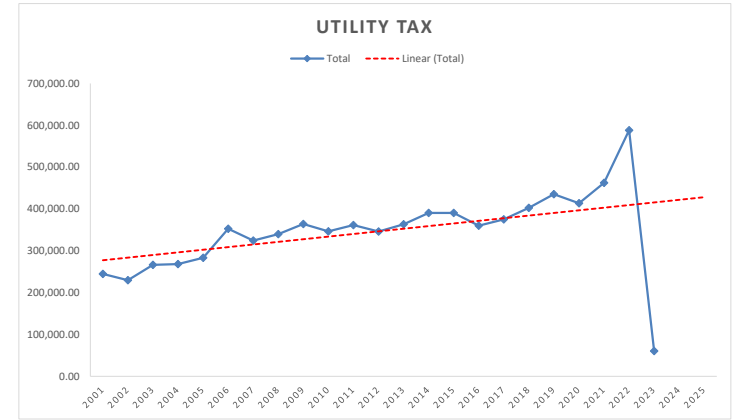


Village of Mahomet

Year	2023	2022	2021	2020	2019	2018	2017	2016	2015	2014	2013	2012	2011	2010	2009	2008	2007	2006	2005	2004	2003	2002	2001	Avg last 5 years	
12,302.69	10,630.84	12,036.53	12,565.82	11,966.33	12,026.28	11,824.11	11,226.38	11,376.12	12,130.75	10,185.91	139,538.70	579.66													
11,496.25	12,360.83	12,400.82	10,851.04	12,782.38	11,350.42	12,213.05	11,719.01	11,513.50	11,189.44	9,863.59	138,959.04	9,977.36													
8,701.55	9,679.15	9,016.13	10,760.18	11,361.37	11,509.72	11,102.99	11,384.92	11,270.54	11,151.03	9,933.10	128,981.68	16,590.87													
8,176.12	9,519.75	8,811.16	10,861.14	9,551.49	9,724.24	9,728.32	9,902.23	9,324.98	10,587.19	8,544.03	112,390.81														
20,954.59	19,816.75	19,575.06	22,132.63	24,785.02	28,557.64	28,954.73	25,847.11	26,561.90	23,247.30	38,826.27	19,203.67	247,940.85													

Utility Tax

Year	May	Jun	Jul	Aug	Sep	Oct	Nov	Dec	Jan	Feb	March	April	Total	YTD +/- Previous Year
2023	60,358.65												60,358.65	-334,522.73
2022	33,693.66	32,164.37	35,688.51	37,075.75	38,429.35	40,250.22	32,249.44	34,362.03	50,678.97	60,289.08	120,258.33	73,072.66	588,212.37	219,051.67
2021	31,996.63	27,991.13	32,863.34	38,539.02	36,543.29	35,860.59	45,697.96	30,417.52	39,005.97	50,245.25	52,563.91	40,775.78	462,500.39	48,678.56
2020	30,040.20	26,237.73	29,682.96	35,885.16	34,965.27	32,701.99	29,286.46	31,363.04	38,567.73	43,427.67	42,470.22	39,193.40	413,821.83	-21,526.02
2019	37,672.05	28,295.67	33,422.89	38,992.49	32,924.52	33,769.71	29,751.76	29,825.05	40,966.15	43,087.89	46,135.58	40,504.09	435,347.85	32,878.46
2018	26,820.60	24,554.11	28,870.88	33,718.46	32,974.24	28,892.21	28,623.33	29,336.73	37,103.78	52,690.34	42,889.03	35,995.68	402,469.39	27,270.00
2017	27,967.50	22,997.90	28,175.44	33,197.53	35,042.09	32,123.68	26,201.76	24,928.89	33,814.79	46,042.45	34,838.32	29,869.04	375,199.39	14,975.74
2016	27,425.57	23,431.53	28,294.51	28,815.74	32,325.27	30,181.18	23,317.12	24,570.77	31,094.07	41,618.20	39,042.04	30,107.65	360,223.65	-30,311.99
2015	30,400.64	24,304.36	28,136.50	31,207.95	27,286.84	31,311.86	23,486.83	27,153.85	39,346.19	46,292.78	41,843.89	39,763.95	390,535.64	-47.40
2014	30,498.93	23,644.61	25,599.94	29,803.53	27,576.77	31,223.95	24,264.57	27,147.19	35,649.06	46,392.86	47,729.94	41,052.69	390,583.04	27,286.79
2013	22,995.80	22,568.92	25,747.20	34,775.43	31,932.29	26,950.16	22,380.62	27,065.93	31,392.66	43,235.24	37,717.34	36,534.66	363,296.25	17,103.55
2012	25,141.49	24,652.14	26,339.56	29,509.42	32,942.09	27,055.45	21,143.29	25,710.43	31,432.97	38,325.33	34,810.40	29,130.13	346,192.70	-15,439.85
2011	24,588.75	21,596.38	27,458.75	31,072.04	32,250.10	28,260.88	22,260.24	23,782.33	36,247.45	44,596.31	39,155.03	30,364.29	361,632.55	15,207.42
2010	25,962.23	20,317.84	22,463.83	26,835.09	24,628.53	24,320.52	21,698.87	25,019.92	34,989.69	47,300.78	39,448.28	33,439.55	346,425.13	-17,657.34
2009	28,566.56	20,050.36	24,669.91	26,079.83	24,555.57	25,928.23	21,328.27	28,726.82	41,987.67	49,080.10	41,173.76	31,935.39	364,082.47	24,375.90
2008	25,681.94	18,904.13	22,007.56	31,043.69	20,318.64	25,864.27	23,130.47	20,782.69	32,487.44	41,274.60	41,034.37	37,176.77	339,706.57	15,394.73
2007	25,060.30	18,872.51	18,879.51	25,025.13	27,954.31	22,550.77	19,305.45	26,294.26	32,835.12	33,750.41	40,623.37	33,160.31	324,311.84	-28,314.21
2006	25,157.44	20,099.68	18,249.09	23,596.95	24,926.85	24,092.53	44,337.33	22,627.76	38,541.66	42,876.11	36,509.47	31,611.18	352,626.05	69,442.87
2005	20,886.65	17,796.77	22,850.18	20,471.93	21,339.28	18,971.46	19,920.70	23,611.05	30,857.39	37,940.22	33,775.89	14,761.66	283,183.18	14,882.12
2004	17,873.99	15,033.59	18,304.12	19,944.90	20,238.13	19,757.55	16,623.03	22,671.60	28,242.31	35,211.25	31,190.46	23,210.13	268,301.06	1,683.27
2003	18,944.60	15,039.85	21,125.50	20,682.92	20,308.56	18,216.22	17,447.12	22,204.23	25,353.37	31,262.52	31,418.62	25,014.28	266,617.79	36,976.59
2002	17,718.96	16,481.87	18,014.34	18,838.81	19,225.13	16,084.92	15,870.69	16,709.71	22,083.61	23,541.20	24,200.40	20,871.56	229,641.20	-14,973.11
2001	13,275.34	14,254.29	18,003.18	15,785.24	18,103.40	16,931.73	16,734.81	17,259.91	29,650.75	33,834.57	28,208.84	22,572.25	244,614.31	
Avg last 5 years	38,752.24	27,848.60	32,105.72	36,842.18	35,167.33	34,294.94	33,121.79	31,060.87	41,264.52	49,948.05	60,863.41	45,908.32	397,412.42	



Cannabis Tax

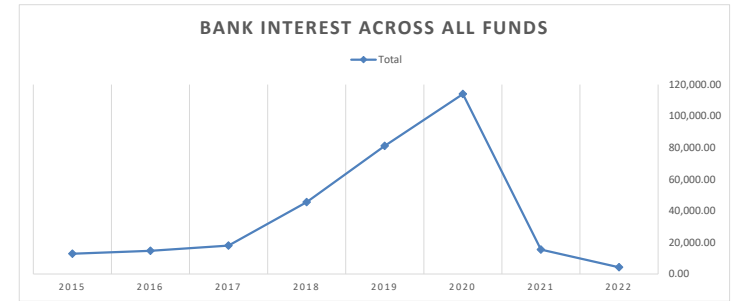
Year	May	Jun	Jul	Aug	Sep	Oct	Nov	Dec	Jan	Feb	March	April	Total	YTD +/- Previous Year
2023	1,305.40												1,305.40	-9,743.11
2022	962.42	1,116.84	984.45	878.39	1,044.83	1,242.49	1,087.54	1,087.99	1,333.15	1,310.41	1,386.58	142.79	12,577.88	7,401.01
2021	395.81	306.58	409.99	467.42	633.43	414.40	469.31	403.55	928.57	747.81	737.21	951.82	6,865.90	5,491.33
2020											590.19	784.38	1,374.57	1,374.57

Overall Totals

1,423,053.45

Bank interest across all funds

Year	May	Jun	Jul	Aug	Sep	Oct	Nov	Dec	Jan	Feb	March	April	Total	YTD +/- Previous Year
2023	414.07												414.07	-3,198.10
2022	380.54	329.33	334.79	525.27	333.10	344.79	342.48	333.65	406.53	281.69	307.94	332.56	4,252.67	1,108.41
2021	333.27	351.85	272.86	362.49	273.30	304.00	281.46	278.93	412.95	273.15	648.06	11,646.99	15,439.31	-98,559.22
2020	3,023.32	2,752.69	14,237.29	15,535.20	15,149.18	12,494.62	12,242.75	11,092.29	10,477.03	10,118.68	4,877.04	1,998.44	113,998.53	35,837.01
2019	2,990.43	3,189.13	3,578.06	16,211.20	2,886.20	3,515.93	3,057.84	2,906.03	2,875.54	34,132.37	2,818.79	3,036.45	81,197.97	35,646.66
2018	1,454.46	3,530.19	3,682.89	3,297.56	3,232.35	3,437.34	3,178.40	2,854.45	3,189.95	11,780.71	2,927.43	2,985.58	45,551.31	27,565.90
2017	1,228.13	1,244.73	1,265.72	1,400.79	1,347.19	1,367.95	1,319.88	1,240.60	1,253.99	1,092.27	1,200.22	4,023.94	17,985.41	3,334.15
2016	1,113.14	1,328.93	1,334.29	1,289.82	1,275.69	1,269.78	1,274.21	1,191.76	1,096.40	1,191.26	1,187.79	1,098.19	14,651.26	1,829.54
2015	817.47	887.72	911.88	802.80	1,028.52	1,397.96	1,186.05	1,280.98	1,124.42	1,053.98	1,205.51	1,124.43	12,821.72	



VILLAGE OF MAHOMET
REVENUES WITH COMPARISON TO BUDGET
FOR THE 1 MONTHS ENDING MAY 31, 2022

GENERAL FUND

	PERIOD ACTUAL	YTD ACTUAL	BUDGET	UNEARNED	PCNT
<u>GENERAL REVENUE</u>					
01-00-4050 CITY COURT	150.00	150.00	3,000.00	2,850.00	5.0
01-00-4100 ILLINOIS SALES TAX	84,627.59	84,627.59	1,000,000.00	915,372.41	8.5
01-00-4110 CANNABIS	1,305.40	1,305.40	14,000.00	12,694.60	9.3
01-00-4150 USE TAX	27,474.11	27,474.11	330,000.00	302,525.89	8.3
01-00-4206 REAL ESTATE TAX	.00	.00	825,476.80	825,476.80	.0
01-00-4207 RET-AUDIT	.00	.00	23,702.53	23,702.53	.0
01-00-4208 RET-PD	.00	.00	283,946.60	283,946.60	.0
01-00-4209 RET-S/A	.00	.00	131,089.49	131,089.49	.0
01-00-4210 RET-ROAD/BRIDGE	.00	.00	74,051.98	74,051.98	.0
01-00-4212 RET-ESDA	.00	.00	1,934.90	1,934.90	.0
01-00-4300 INCOME TAX	299,455.87	299,455.87	1,100,000.00	800,544.13	27.2
01-00-4400 INTEREST INCOME	42.10	42.10	500.00	457.90	8.4
01-00-4415 LIQUOR & GAMING LICENSE FEE	50.00	50.00	50,000.00	49,950.00	.1
01-00-4420 VIDEO GAMING TAX	11,506.56	11,506.56	50,000.00	38,493.44	23.0
01-00-4500 BUILDING PERMITS & FEES	11,545.20	11,545.20	85,000.00	73,454.80	13.6
01-00-4505 LICENSE AND FEES	135.00	135.00	3,000.00	2,865.00	4.5
01-00-4510 FRANCHISE/MAINTENANCE FEE	13,502.50	13,502.50	375,000.00	361,497.50	3.6
01-00-4550 POLICE FINES	388.10	388.10	20,000.00	19,611.90	1.9
01-00-4600 REPLACEMENT TAX	4,045.24	4,045.24	6,000.00	1,954.76	67.4
01-00-4700 MISC. INCOME	1,384.48	1,384.48	611,000.00	609,615.52	.2
01-00-4800 REIMBURSEMENT-SRO	.00	.00	115,000.00	115,000.00	.0
01-00-4900 TRANSFER FROM UTILITY TAX	.00	.00	275,000.00	275,000.00	.0
01-00-4917 TRANSFER FROM IMRF	6,741.82	6,741.82	123,441.50	116,699.68	5.5
01-00-4919 TRANSFER FROM SOCIAL SECURITY	15,100.36	15,100.36	147,318.78	132,218.42	10.3
TOTAL GENERAL REVENUE	477,454.33	477,454.33	5,648,462.58	5,171,008.25	8.5
TOTAL FUND REVENUE	477,454.33	477,454.33	5,648,462.58	5,171,008.25	8.5

VILLAGE OF MAHOMET
EXPENDITURES WITH COMPARISON TO BUDGET
FOR THE 1 MONTHS ENDING MAY 31, 2022

GENERAL FUND

	PERIOD ACTUAL	YTD ACTUAL	BUDGET	UNEXPENDED	PCNT
<u>GENERAL REVENUE</u>					
01-00-7803 TRANSFER TO RECREATION	.00	.00	14,000.00	14,000.00	.0
01-00-7804 TRANSFER TO CAP. IMPROVEMENT	.00	.00	475,000.00	475,000.00	.0
01-00-7806 TRANSFER TO CR/VRF	.00	.00	375,000.00	375,000.00	.0
01-00-7810 TRANSFER TO ED	.00	.00	65,000.00	65,000.00	.0
01-00-7812 TRANSFER TO PARKS	.00	.00	20,000.00	20,000.00	.0
01-00-7817 TRANSFER TO IMRF	.00	.00	5,000.00	5,000.00	.0
01-00-7819 TRANSFER TO SS	.00	.00	15,000.00	15,000.00	.0
01-00-7821 TRANSFER TO PREF-SALES TAX	.00	.00	30,000.00	30,000.00	.0
01-00-7822 TRANSFER TO INSURANCE	.00	.00	10,000.00	10,000.00	.0
01-00-7833 TRANSFER TO TIF-EAST MAHOMET	.00	.00	850,000.00	850,000.00	.0
01-00-7835 TRANSFER TO TRANS FACILITY CON	.00	.00	12,000.00	12,000.00	.0
TOTAL GENERAL REVENUE	.00	.00	1,871,000.00	1,871,000.00	.0
<u>POLICE</u>					
01-10-7011 WAGES	87,898.78	87,898.78	.00	(87,898.78)	.0
01-10-7012 OVERTIME	4,131.66	4,131.66	.00	(4,131.66)	.0
01-10-7015 PART-TIME - TEMPORARY	68.17	68.17	.00	(68.17)	.0
01-10-7021 IMRF	350.82	350.82	.00	(350.82)	.0
01-10-7022 FICA/MEDICARE	6,901.46	6,901.46	.00	(6,901.46)	.0
01-10-7023 SLEP	873.65	873.65	.00	(873.65)	.0
01-10-7060 ANIMAL CONTROL	.00	.00	5,000.00	5,000.00	.0
01-10-7071 HEALTH/LIFE INSURANCE	9,626.64	9,626.64	151,500.00	141,873.36	6.4
01-10-7075 BUILDING MAINT	2,346.08	2,346.08	34,000.00	31,653.92	6.9
01-10-7090 CITY COURT	.00	.00	9,000.00	9,000.00	.0
01-10-7201 EQUIPMENT - NEW	(13.24)	(13.24)	18,000.00	18,013.24	(.1)
01-10-7211 EQUIP. MAINT. & REPAIR	164.92	164.92	4,000.00	3,835.08	4.1
01-10-7314 LEGAL FEES	.00	.00	6,000.00	6,000.00	.0
01-10-7315 POLICE CAMERA SYSTEM	.00	.00	63,500.00	63,500.00	.0
01-10-7321 GEN/OFFICE SUPPLIES	383.91	383.91	4,500.00	4,116.09	8.5
01-10-7330 COMPUTER LIC./SUPPORT	6,247.25	6,247.25	36,000.00	29,752.75	17.4
01-10-7331 METCAD	392.82	392.82	116,642.00	116,249.18	.3
01-10-7355 RECRUITMENT/HIRING	2,569.02	2,569.02	18,000.00	15,430.98	14.3
01-10-7356 FIRE AND POLICE COMMISSION	.00	.00	1,500.00	1,500.00	.0
01-10-7371 SCHOOLS/TRAINING/TRAVEL	.00	.00	18,000.00	18,000.00	.0
01-10-7391 UTILITIES	1,029.52	1,029.52	18,500.00	17,470.48	5.6
01-10-7401 UNIFORMS	875.89	875.89	10,000.00	9,124.11	8.8
01-10-7451 VEHICLE FUEL	1,824.65	1,824.65	30,000.00	28,175.35	6.1
01-10-7454 VEHICLE MAINT.	1,184.59	1,184.59	15,000.00	13,815.41	7.9
01-10-7501 MISCELLANEOUS	982.08	982.08	4,500.00	3,517.92	21.8
TOTAL POLICE	127,838.67	127,838.67	563,642.00	435,803.33	22.7

VILLAGE OF MAHOMET
EXPENDITURES WITH COMPARISON TO BUDGET
FOR THE 1 MONTHS ENDING MAY 31, 2022

GENERAL FUND

	PERIOD ACTUAL	YTD ACTUAL	BUDGET	UNEXPENDED	PCNT
<u>STREET/ALLEY & PUBLIC BUILDING</u>					
01-20-7011 WAGES	34,835.55	34,835.55	344,035.03	309,199.48	10.1
01-20-7012 OVERTIME	753.62	753.62	20,000.00	19,246.38	3.8
01-20-7015 TEMPORARY	124.49	124.49	.00	(124.49)	.0
01-20-7021 IMRF	2,064.90	2,064.90	.00	(2,064.90)	.0
01-20-7022 FICA/MEDICARE	2,710.77	2,710.77	.00	(2,710.77)	.0
01-20-7071 HEALTH/LIFE INSURANCE	4,268.51	4,268.51	.00	(4,268.51)	.0
01-20-7075 BUILDING MAINT	828.00	828.00	11,000.00	10,172.00	7.5
01-20-7085 CDL TESTING	.00	.00	700.00	700.00	.0
01-20-7100 CHEMICALS	.00	.00	1,500.00	1,500.00	.0
01-20-7120 COMPUTER SUPPORT/IT	.00	.00	1,200.00	1,200.00	.0
01-20-7130 DRAINAGE	2,364.56	2,364.56	30,000.00	27,635.44	7.9
01-20-7137 CONTRACTED SERVICES	.00	.00	1,000.00	1,000.00	.0
01-20-7142 ENGINEERING	.00	.00	1,000.00	1,000.00	.0
01-20-7201 EQUIPMENT NEW	260.00	260.00	12,000.00	11,740.00	2.2
01-20-7211 EQUIPMENT & VEHICLE MAINT.	6,146.68	6,146.68	25,000.00	18,853.32	24.6
01-20-7232 EQUIPMENT RENTAL	158.30	158.30	6,000.00	5,841.70	2.6
01-20-7300 GIS SERVICES	.00	.00	6,100.00	6,100.00	.0
01-20-7313 LEAF COLLECTION	.00	.00	13,000.00	13,000.00	.0
01-20-7314 LEGAL FEES	.00	.00	2,000.00	2,000.00	.0
01-20-7322 OFFICE SUPPLIES	.00	.00	500.00	500.00	.0
01-20-7351 PUBLISHING	.00	.00	500.00	500.00	.0
01-20-7355 RECRUITMENT/HIRING	.00	.00	100.00	100.00	.0
01-20-7361 STREET/SIDEWALK REPAIR & MAINT	1,100.51	1,100.51	26,000.00	24,899.49	4.2
01-20-7371 SCHOOLS/TRAINING/TRAVEL	.00	.00	1,000.00	1,000.00	.0
01-20-7375 SHOP SUPPLIES	228.85	228.85	8,000.00	7,771.15	2.9
01-20-7379 STREET LIGHTING	1,814.84	1,814.84	32,000.00	30,185.16	5.7
01-20-7380 TREE/BRUSH COLLECTION	.00	.00	100,000.00	100,000.00	.0
01-20-7385 FORESTRY SERVICE	3,950.00	3,950.00	40,000.00	36,050.00	9.9
01-20-7391 UTILITIES	1,642.16	1,642.16	25,000.00	23,357.84	6.6
01-20-7401 UNIFORMS	.00	.00	2,500.00	2,500.00	.0
01-20-7451 VEHICLE & EQUIPMENT FUEL	1,615.17	1,615.17	30,000.00	28,384.83	5.4
01-20-7501 MISCELLANEOUS	.00	.00	1,500.00	1,500.00	.0
01-20-7900 FACILITY DEBT SERVICE TRANSFER	.00	.00	93,320.00	93,320.00	.0
TOTAL STREET/ALLEY & PUBLIC BUIL	64,866.91	64,866.91	834,955.03	770,088.12	7.8

VILLAGE OF MAHOMET
EXPENDITURES WITH COMPARISON TO BUDGET
FOR THE 1 MONTHS ENDING MAY 31, 2022

GENERAL FUND

	PERIOD ACTUAL	YTD ACTUAL	BUDGET	UNEXPENDED	PCNT
<u>ADMINISTRATIVE REVENUE</u>					
01-30-7011 WAGES	21,989.28	21,989.28	264,494.00	242,504.72	8.3
01-30-7012 OVERTIME	379.01	379.01	4,000.00	3,620.99	9.5
01-30-7015 PART-TIME/TEMP	2,770.66	2,770.66	10,000.00	7,229.34	27.7
01-30-7019 WAGES-ELECTED	2,500.00	2,500.00	31,500.00	29,000.00	7.9
01-30-7021 IMRF	1,332.46	1,332.46	28,000.00	26,667.54	4.8
01-30-7022 FICA/MEDICARE	2,104.64	2,104.64	20,250.00	18,145.36	10.4
01-30-7071 HEALTH/LIFE INSURANCE	1,578.51	1,578.51	50,000.00	48,421.49	3.2
01-30-7075 BUILDING MAINT	3,428.93	3,428.93	50,000.00	46,571.07	6.9
01-30-7110 AUDIT FEES	.00	.00	40,000.00	40,000.00	.0
01-30-7115 BOARD EXPENSES	100.00	100.00	9,000.00	8,900.00	1.1
01-30-7120 BOARD MEMBERSHIP,FEES,SUB.	.00	.00	600.00	600.00	.0
01-30-7126 ADMIN. SUB, PUB.,MEMBERSHIP	.00	.00	2,500.00	2,500.00	.0
01-30-7128 CODIFICATION	.00	.00	5,000.00	5,000.00	.0
01-30-7130 COMPUTER SUPPORT/IT	1,596.00	1,596.00	45,000.00	43,404.00	3.6
01-30-7135 CONFERENCE/TRAVEL-ADMIN.	41.70	41.70	7,000.00	6,958.30	.6
01-30-7137 CONTRACTED SERVICES	.00	.00	8,000.00	8,000.00	.0
01-30-7142 ENGINEERING	.00	.00	10,000.00	10,000.00	.0
01-30-7201 EQUIPMENT NEW	6,039.88	6,039.88	40,000.00	33,960.12	15.1
01-30-7211 EQUIPMENT MAINT. & REPAIR	100.25	100.25	3,500.00	3,399.75	2.9
01-30-7300 GIS SERVICES	.00	.00	3,500.00	3,500.00	.0
01-30-7314 LEGAL FEES-ADMINISTRATION	4,702.50	4,702.50	65,000.00	60,297.50	7.2
01-30-7322 OFFICE SUPPLIES	183.68	183.68	5,000.00	4,816.32	3.7
01-30-7341 POSTAGE	265.00	265.00	3,500.00	3,235.00	7.6
01-30-7345 PROP ACQUISITION/IMPROV	42,325.00	42,325.00	695,000.00	652,675.00	6.1
01-30-7350 PUBLISHING-ADMINISTRATION	48.80	48.80	1,000.00	951.20	4.9
01-30-7355 RECRUITMENT/HIRING	.00	.00	500.00	500.00	.0
01-30-7371 SCHOOLS/TRAINING/TRAVEL	.00	.00	8,500.00	8,500.00	.0
01-30-7376 TAX REBATE-TAXES	3,799.88	3,799.88	65,000.00	61,200.12	5.9
01-30-7391 UTILITIES	748.07	748.07	16,000.00	15,251.93	4.7
01-30-7401 UNIFORMS	.00	.00	700.00	700.00	.0
01-30-7451 VEHICLE FUEL	19.83	19.83	800.00	780.17	2.5
01-30-7454 VEHICLE MAINTENANCE	.00	.00	1,000.00	1,000.00	.0
01-30-7501 MISCELLANEOUS	1,415.10	1,415.10	10,000.00	8,584.90	14.2
TOTAL ADMINISTRATIVE REVENUE	97,469.18	97,469.18	1,504,344.00	1,406,874.82	6.5

VILLAGE OF MAHOMET
EXPENDITURES WITH COMPARISON TO BUDGET
FOR THE 1 MONTHS ENDING MAY 31, 2022

GENERAL FUND

	PERIOD ACTUAL	YTD ACTUAL	BUDGET	UNEXPENDED	PCNT
<u>COMMUNITY DEVELOPMENT</u>					
01-40-7011 WAGES	23,660.89	23,660.89	.00	(23,660.89)	.0
01-40-7012 OVERTIME	16.25	16.25	.00	(16.25)	.0
01-40-7015 TEMPORARY/PART-TIME	6,981.08	6,981.08	5,000.00	(1,981.08)	139.6
01-40-7017 CONTRACTED SERVICE	.00	.00	5,000.00	5,000.00	.0
01-40-7019 PLAN AND ZONING COMMISSION	.00	.00	3,500.00	3,500.00	.0
01-40-7021 IMRF	1,675.68	1,675.68	.00	(1,675.68)	.0
01-40-7022 FICA/MEDICARE	2,270.29	2,270.29	.00	(2,270.29)	.0
01-40-7050 BOARD OF APPEALS	.00	.00	600.00	600.00	.0
01-40-7071 HEALTH INSURANCE	4,662.49	4,662.49	.00	(4,662.49)	.0
01-40-7120 MEMBERSHIP	.00	.00	1,200.00	1,200.00	.0
01-40-7126 SUBSCRIPTIONS	.00	.00	800.00	800.00	.0
01-40-7130 COMPUTER SUPPORT/IT	.00	.00	6,000.00	6,000.00	.0
01-40-7142 ENGINEERING	1,822.00	1,822.00	60,000.00	58,178.00	3.0
01-40-7145 PLANNING/DEVELOPMENT	6,703.61	6,703.61	60,000.00	53,296.39	11.2
01-40-7211 EQUIPMENT MAINT & REPAIR	.00	.00	200.00	200.00	.0
01-40-7212 EQUIPMENT/TOOLS	1,712.00	1,712.00	5,000.00	3,288.00	34.2
01-40-7300 GIS SERVICES	.00	.00	7,600.00	7,600.00	.0
01-40-7314 LEGAL FEES	1,842.50	1,842.50	70,000.00	68,157.50	2.6
01-40-7315 COMPLIANCE/ABATEMENT	.00	.00	5,000.00	5,000.00	.0
01-40-7322 OFFICE SUPPLIES	.00	.00	1,000.00	1,000.00	.0
01-40-7341 POSTAGE	.00	.00	200.00	200.00	.0
01-40-7350 PUBLISHING-P&Z	.00	.00	2,000.00	2,000.00	.0
01-40-7355 RECRUITMENT/HIRING	.00	.00	500.00	500.00	.0
01-40-7371 SCHOOLS/TRAINING/TRAVEL	.00	.00	5,000.00	5,000.00	.0
01-40-7391 UTILITIES	505.29	505.29	6,000.00	5,494.71	8.4
01-40-7400 CAPITAL IMPROVEMENTS	.00	.00	20,000.00	20,000.00	.0
01-40-7401 UNIFORMS	.00	.00	700.00	700.00	.0
01-40-7451 VEHICLE FUEL	50.99	50.99	1,500.00	1,449.01	3.4
01-40-7454 VEHICLE MAINTENANCE	.00	.00	500.00	500.00	.0
01-40-7501 MISCELLANEOUS	159.00	159.00	.00	(159.00)	.0
TOTAL COMMUNITY DEVELOPMENT	52,062.07	52,062.07	267,300.00	215,237.93	19.5

VILLAGE OF MAHOMET
EXPENDITURES WITH COMPARISON TO BUDGET
FOR THE 1 MONTHS ENDING MAY 31, 2022

GENERAL FUND

	PERIOD ACTUAL	YTD ACTUAL	BUDGET	UNEXPENDED	PCNT
<u>ENGINEERING EXPENSE</u>					
01-45-7011 WAGES	7,595.27	7,595.27	.00	(7,595.27)	.0
01-45-7012 OVERTIME	16.25	16.25	.00	(16.25)	.0
01-45-7015 TEMPORARY/PART-TIME	124.49	124.49	8,000.00	7,875.51	1.6
01-45-7021 IMRF	444.31	444.31	.00	(444.31)	.0
01-45-7022 FICA/MEDICARE	588.89	588.89	.00	(588.89)	.0
01-45-7071 HEALTH INSURANCE	719.86	719.86	.00	(719.86)	.0
01-45-7075 BUILDING MAINTENANCE	410.00	410.00	3,000.00	2,590.00	13.7
01-45-7120 MEMBERSHIP	.00	.00	300.00	300.00	.0
01-45-7130 COMPUTER SUPPORT/IT	.00	.00	4,170.00	4,170.00	.0
01-45-7142 ENGINEERING CONSULTING	713.00	713.00	33,500.00	32,787.00	2.1
01-45-7211 EQUIPMENT MAINT.&REPAIRS	.00	.00	500.00	500.00	.0
01-45-7212 EQUIP/TOOLS	.00	.00	2,500.00	2,500.00	.0
01-45-7300 GIS SERVICES	.00	.00	6,100.00	6,100.00	.0
01-45-7314 LEGAL	.00	.00	3,000.00	3,000.00	.0
01-45-7322 OFFICE SUPPLIES	.00	.00	1,000.00	1,000.00	.0
01-45-7341 POSTAGE	.00	.00	150.00	150.00	.0
01-45-7350 PUBLISHING	364.40	364.40	1,200.00	835.60	30.4
01-45-7355 RECRUITMENT/HIRING	.00	.00	200.00	200.00	.0
01-45-7371 SCHOOLS/TRAINING/TRAVEL	.00	.00	500.00	500.00	.0
01-45-7391 UTILITIES	438.77	438.77	5,000.00	4,561.23	8.8
01-45-7401 UNIFORMS	.00	.00	200.00	200.00	.0
01-45-7451 VEHICLE FUEL	36.84	36.84	1,000.00	963.16	3.7
01-45-7454 VEHICLE MAINTENANCE	.00	.00	500.00	500.00	.0
01-45-7501 MISCELLANEOUS	.00	.00	750.00	750.00	.0
TOTAL ENGINEERING EXPENSE	11,452.08	11,452.08	71,570.00	60,117.92	16.0
<u>ESDA</u>					
01-60-7100 DIRECTOR STIPEND	.00	.00	750.00	750.00	.0
01-60-7201 NEW EQUIPMENT	.00	.00	500.00	500.00	.0
01-60-7211 EQUIPMENT MAINT. & REPAIR	.00	.00	4,000.00	4,000.00	.0
01-60-7321 SUPPLIES-GENERAL	.00	.00	500.00	500.00	.0
01-60-7391 UTILITIES	3,811.45	3,811.45	3,500.00	(311.45)	108.9
TOTAL ESDA	3,811.45	3,811.45	9,250.00	5,438.55	41.2
TOTAL FUND EXPENDITURES	357,500.36	357,500.36	5,122,061.03	4,764,560.67	7.0
NET REVENUE OVER EXPENDITURES	119,953.97	119,953.97	526,401.55	406,447.58	22.8

VILLAGE OF MAHOMET
REVENUES WITH COMPARISON TO BUDGET
FOR THE 1 MONTHS ENDING MAY 31, 2022

WATER OPERATIONS FUND

	PERIOD ACTUAL	YTD ACTUAL	BUDGET	UNEXPENDED	PCNT
<u>WATER OPERATIONS & MAINT. REV</u>					
02-00-4100 WATER BILLING	79,145.54	79,145.54	1,100,000.00	1,020,854.46	7.2
02-00-4150 WATER APPLICATION FEES	2,379.00	2,379.00	17,000.00	14,621.00	14.0
02-00-4201 FIRE PROTECTION-REAL ESTATE TA	.00	.00	38,790.73	38,790.73	.0
02-00-4400 INTEREST INCOME	6.48	6.48	2,000.00	1,993.52	.3
02-00-4700 MISCELLANEOUS	6,079.62	6,079.62	12,500.00	6,420.38	48.6
TOTAL WATER OPERATIONS & MAINT.	87,610.64	87,610.64	1,170,290.73	1,082,680.09	7.5
TOTAL FUND REVENUE	87,610.64	87,610.64	1,170,290.73	1,082,680.09	7.5

VILLAGE OF MAHOMET
EXPENDITURES WITH COMPARISON TO BUDGET
FOR THE 1 MONTHS ENDING MAY 31, 2022

WATER OPERATIONS FUND

	PERIOD ACTUAL	YTD ACTUAL	BUDGET	UNEXPENDED	PCNT
<u>WATER OPERATIONS & MAINT. REV</u>					
02-00-7011 WAGES	16,183.76	16,183.76	225,769.06	209,585.30	7.2
02-00-7012 OVERTIME	327.60	327.60	6,500.00	6,172.40	5.0
02-00-7015 TEMPORARY	261.66	261.66	3,000.00	2,738.34	8.7
02-00-7021 IMRF	929.01	929.01	23,000.00	22,070.99	4.0
02-00-7022 FICA/MEDICARE	1,243.91	1,243.91	18,500.00	17,256.09	6.7
02-00-7071 HEALTH/LIFE INSURANCE	2,251.27	2,251.27	49,000.00	46,748.73	4.6
02-00-7072 BAD DEBTS	.00	.00	10,000.00	10,000.00	.0
02-00-7080 BUILDING MAINT/GROUNDS	463.91	463.91	8,000.00	7,536.09	5.8
02-00-7100 CHEMICALS	779.50	779.50	68,000.00	67,220.50	1.2
02-00-7120 COMPUTER SUPPORT/IT	.00	.00	6,500.00	6,500.00	.0
02-00-7130 DISTRIBUTION COST	.00	.00	5,000.00	5,000.00	.0
02-00-7142 ENGINEERING	.00	.00	1,000.00	1,000.00	.0
02-00-7201 EQUIPMENT NEW	.00	.00	10,000.00	10,000.00	.0
02-00-7211 EQUIPMENT MAINT. & REPAIR	36.00	36.00	9,000.00	8,964.00	.4
02-00-7240 FIRE HYDRANT REPLACE.& MAINT.	.00	.00	3,000.00	3,000.00	.0
02-00-7260 GENERATOR MAINT. & REPAIR	.00	.00	4,500.00	4,500.00	.0
02-00-7300 GIS SERVICES	312.00	312.00	3,725.00	3,413.00	8.4
02-00-7301 INSURANCE	.00	.00	12,000.00	12,000.00	.0
02-00-7314 LEGAL FEES	.00	.00	1,500.00	1,500.00	.0
02-00-7315 LAB FEES	.00	.00	5,500.00	5,500.00	.0
02-00-7316 LAB CHEMICALS	.00	.00	2,500.00	2,500.00	.0
02-00-7318 METERS	7,080.00	7,080.00	18,000.00	10,920.00	39.3
02-00-7322 OFFICE SUPPLIES	.00	.00	500.00	500.00	.0
02-00-7341 POSTAGE	.00	.00	6,000.00	6,000.00	.0
02-00-7350 PUBLISHING	.00	.00	250.00	250.00	.0
02-00-7355 RECRUITMENT/HIRING	.00	.00	200.00	200.00	.0
02-00-7371 SCHOOLS & TRAINING	10.00	10.00	650.00	640.00	1.5
02-00-7375 SHOP SUPPLIES	282.35	282.35	3,500.00	3,217.65	8.1
02-00-7391 UTILITIES	5,570.19	5,570.19	80,000.00	74,429.81	7.0
02-00-7401 UNIFORMS	.00	.00	1,500.00	1,500.00	.0
02-00-7451 VEHICLE FUEL	274.83	274.83	6,500.00	6,225.17	4.2
02-00-7454 VEHICILE MAINTENANCE	.00	.00	2,500.00	2,500.00	.0
02-00-7455 WATER LINE REPAIR	.00	.00	8,000.00	8,000.00	.0
02-00-7456 WATER SYSTEM MAINTENANCE	.00	.00	30,000.00	30,000.00	.0
02-00-7501 MISCELLANEOUS	.00	.00	750.00	750.00	.0
02-00-7502 ARPA ASSISTANCE GRANT	.00	.00	10,000.00	10,000.00	.0
02-00-7806 TRANSFER TO ERF/VRF	.00	.00	60,000.00	60,000.00	.0
02-00-7810 TRANSFER TO CAPITAL IMPROVEME	.00	.00	700,000.00	700,000.00	.0
TOTAL WATER OPERATIONS & MAINT.	36,005.99	36,005.99	1,404,344.06	1,368,338.07	2.6
TOTAL FUND EXPENDITURES	36,005.99	36,005.99	1,404,344.06	1,368,338.07	2.6
NET REVENUE OVER EXPENDITURES	51,604.65	51,604.65	(234,053.33)	(285,657.98)	22.1

VILLAGE OF MAHOMET
REVENUES WITH COMPARISON TO BUDGET
FOR THE 1 MONTHS ENDING MAY 31, 2022

SEWER OPERATIONS FUND

	PERIOD ACTUAL	YTD ACTUAL	BUDGET	UNEXPENDED	PCNT
<u>SEWER OPERATIONS & MAINT. REV</u>					
03-00-4100 WASTEWATER BILLING	130,301.11	130,301.11	1,700,000.00	1,569,698.89	7.7
03-00-4150 WASTEWATER APPLICATION FEES	.00	.00	1,000.00	1,000.00	.0
03-00-4400 INTEREST INCOME	.00	.00	100.00	100.00	.0
03-00-4700 MISCELLANEOUS INCOME	6,250.00	6,250.00	16,000.00	9,750.00	39.1
TOTAL SEWER OPERATIONS & MAINT.	136,551.11	136,551.11	1,717,100.00	1,580,548.89	8.0
TOTAL FUND REVENUE	136,551.11	136,551.11	1,717,100.00	1,580,548.89	8.0

VILLAGE OF MAHOMET
EXPENDITURES WITH COMPARISON TO BUDGET
FOR THE 1 MONTHS ENDING MAY 31, 2022

SEWER OPERATIONS FUND

	PERIOD ACTUAL	YTD ACTUAL	BUDGET	UNEXPENDED	PCNT
<u>SEWER OPERATIONS & MAINT. REV</u>					
03-00-7011 WAGES	21,669.26	21,669.26	274,509.76	252,840.50	7.9
03-00-7012 OVERTIME	524.42	524.42	7,000.00	6,475.58	7.5
03-00-7015 TEMPORARY	261.66	261.66	3,000.00	2,738.34	8.7
03-00-7021 IMRF	1,264.31	1,264.31	27,500.00	26,235.69	4.6
03-00-7022 FICA/MEDICARE	1,675.40	1,675.40	22,250.00	20,574.60	7.5
03-00-7071 HEALTH/LIFE INSURANCE	3,058.90	3,058.90	58,750.00	55,691.10	5.2
03-00-7072 BAD DEBTS	.00	.00	10,000.00	10,000.00	.0
03-00-7080 BUILDING MAINT/GROUNDS	787.64	787.64	11,000.00	10,212.36	7.2
03-00-7100 CHEMICALS	.00	.00	9,750.00	9,750.00	.0
03-00-7120 COMPUTER SUPPORT/IT	.00	.00	6,500.00	6,500.00	.0
03-00-7142 ENGINEERING	.00	.00	2,000.00	2,000.00	.0
03-00-7201 EQUIPMENT NEW	.00	.00	20,000.00	20,000.00	.0
03-00-7211 EQUIPMENT MAINT. & REPAIR	1,633.44	1,633.44	50,000.00	48,366.56	3.3
03-00-7260 GENERATOR MAINT.& REPAIR	494.33	494.33	6,500.00	6,005.67	7.6
03-00-7300 GIS SERVICES	312.00	312.00	3,725.00	3,413.00	8.4
03-00-7301 INSURANCE	.00	.00	13,500.00	13,500.00	.0
03-00-7312 LAB SUPPLIES	115.92	115.92	2,500.00	2,384.08	4.6
03-00-7314 LEGAL FEES	.00	.00	1,000.00	1,000.00	.0
03-00-7315 LAB FEES	.00	.00	2,000.00	2,000.00	.0
03-00-7318 METERS	7,080.00	7,080.00	20,000.00	12,920.00	35.4
03-00-7320 LIFT STATION MAINTENANCE	511.58	511.58	5,000.00	4,488.42	10.2
03-00-7322 OFFICE SUPPLIES	.00	.00	750.00	750.00	.0
03-00-7341 POSTAGE	.00	.00	7,000.00	7,000.00	.0
03-00-7342 PERMIT FEES	.00	.00	10,000.00	10,000.00	.0
03-00-7350 PUBLISHING	.00	.00	500.00	500.00	.0
03-00-7355 RECRUITMEN/HIRING	.00	.00	200.00	200.00	.0
03-00-7371 SCHOOLS & TRAINING	.00	.00	500.00	500.00	.0
03-00-7374 WASTEWATER LINE REPAIR	.00	.00	3,000.00	3,000.00	.0
03-00-7375 SHOP SUPPLIES	282.35	282.35	4,000.00	3,717.65	7.1
03-00-7380 SLUDGE REMOVAL	.00	.00	37,000.00	37,000.00	.0
03-00-7391 UTILITIES	7,867.85	7,867.85	100,000.00	92,132.15	7.9
03-00-7401 UNIFORMS	.00	.00	1,500.00	1,500.00	.0
03-00-7451 VEHICLE FUEL	274.83	274.83	4,500.00	4,225.17	6.1
03-00-7502 ARPA ASSISTANCE GRANT	.00	.00	15,000.00	15,000.00	.0
03-00-7806 TRANSFER TO CR/VRF	.00	.00	50,000.00	50,000.00	.0
03-00-7810 TRANSFER TO CAPITAL IMPROVEME	.00	.00	500,000.00	500,000.00	.0
TOTAL SEWER OPERATIONS & MAINT.	47,813.89	47,813.89	1,290,434.76	1,242,620.87	3.7
TOTAL FUND EXPENDITURES	47,813.89	47,813.89	1,290,434.76	1,242,620.87	3.7
NET REVENUE OVER EXPENDITURES	88,737.22	88,737.22	426,665.24	337,928.02	20.8

VILLAGE OF MAHOMET
REVENUES WITH COMPARISON TO BUDGET
FOR THE 1 MONTHS ENDING MAY 31, 2022

SEWER CAPITAL IMPROVMENTS

	PERIOD ACTUAL	YTD ACTUAL	BUDGET	UNEXPENDED	PCNT
<u>SEWER CAP. IMP. REVENUE</u>					
04-00-4300	CAPACITY FEES	50,410.00	50,410.00	125,000.00	74,590.00 40.3
04-00-4400	INTEREST INCOME	17.11	17.11	250.00	232.89 6.8
04-00-4900	TRANSFER FROM WWOM	.00	.00	500,000.00	500,000.00 .0
	TOTAL SEWER CAP. IMP. REVENUE	50,427.11	50,427.11	625,250.00	574,822.89 8.1
	TOTAL FUND REVENUE	50,427.11	50,427.11	625,250.00	574,822.89 8.1

VILLAGE OF MAHOMET
 EXPENDITURES WITH COMPARISON TO BUDGET
 FOR THE 1 MONTHS ENDING MAY 31, 2022

SEWER CAPITAL IMPROVMENTS

	PERIOD ACTUAL	YTD ACTUAL	BUDGET	UNEXPENDED	PCNT
<u>SEWER CAP. IMP. REVENUE</u>					
04-00-7400 CAPITAL IMPROVEMENTS	2,360.94	2,360.94	1,738,000.00	1,735,639.06	.1
TOTAL SEWER CAP. IMP. REVENUE	2,360.94	2,360.94	1,738,000.00	1,735,639.06	.1
TOTAL FUND EXPENDITURES	2,360.94	2,360.94	1,738,000.00	1,735,639.06	.1
NET REVENUE OVER EXPENDITURES	48,066.17	48,066.17	(1,112,750.00)	(1,160,816.17)	4.3

VILLAGE OF MAHOMET
REVENUES WITH COMPARISON TO BUDGET
FOR THE 1 MONTHS ENDING MAY 31, 2022

WATER CAPITAL IMPROVEMENTS

	PERIOD ACTUAL	YTD ACTUAL	BUDGET	UNEXPENDED	PCNT
<u>WATER CAP. IMP. REVENUE</u>					
05-00-4300 CONNECTION FEES	12,450.00	12,450.00	60,000.00	47,550.00	20.8
05-00-4400 INTEREST INCOME	12.36	12.36	250.00	237.64	4.9
05-00-4900 TRANSFER FROM WOM	.00	.00	700,000.00	700,000.00	.0
TOTAL WATER CAP. IMP. REVENUE	12,462.36	12,462.36	760,250.00	747,787.64	1.6
TOTAL FUND REVENUE	12,462.36	12,462.36	760,250.00	747,787.64	1.6

VILLAGE OF MAHOMET
EXPENDITURES WITH COMPARISON TO BUDGET
FOR THE 1 MONTHS ENDING MAY 31, 2022

WATER CAPITAL IMPROVEMENTS

	PERIOD ACTUAL	YTD ACTUAL	BUDGET	UNEXPENDED	PCNT
<u>WATER CAP. IMP. REVENUE</u>					
05-00-7142 ENGINEERING	.00	.00	2,500.00	2,500.00	.0
05-00-7314 LEGAL	.00	.00	5,000.00	5,000.00	.0
05-00-7400 CAPITAL IMPROVEMENTS	.00	.00	533,700.00	533,700.00	.0
TOTAL WATER CAP. IMP. REVENUE	.00	.00	541,200.00	541,200.00	.0
TOTAL FUND EXPENDITURES	.00	.00	541,200.00	541,200.00	.0
NET REVENUE OVER EXPENDITURES	12,462.36	12,462.36	219,050.00	206,587.64	5.7

VILLAGE OF MAHOMET
 REVENUES WITH COMPARISON TO BUDGET
 FOR THE 1 MONTHS ENDING MAY 31, 2022

WATER/SEWER BOND

	PERIOD ACTUAL	YTD ACTUAL	BUDGET	UNEXPENDED	PCNT
<u>WATER/SEWER BOND REVENUE</u>					
06-00-4400 INTEREST INCOME	1.92	1.92	.00	(1.92)	.0
06-00-4900 TRANSFER TO BOND FUND	.00	.00	11,000.00	11,000.00	.0
TOTAL WATER/SEWER BOND REVEN	1.92	1.92	11,000.00	10,998.08	.0
TOTAL FUND REVENUE	1.92	1.92	11,000.00	10,998.08	.0

VILLAGE OF MAHOMET
EXPENDITURES WITH COMPARISON TO BUDGET
FOR THE 1 MONTHS ENDING MAY 31, 2022

WATER/SEWER BOND

	PERIOD ACTUAL	YTD ACTUAL	BUDGET	UNEXPENDED	PCNT
<u>WATER/SEWER BOND REVENUE</u>					
06-00-7900 BOND PAYMENT-INTEREST & FEES	.00	.00	6,900.00	6,900.00	.0
06-00-7950 BOND PAYMENT-PRINCIPAL	.00	.00	230,000.00	230,000.00	.0
06-00-7975 FEES	.00	.00	500.00	500.00	.0
TOTAL WATER/SEWER BOND REVEN	.00	.00	237,400.00	237,400.00	.0
TOTAL FUND EXPENDITURES	.00	.00	237,400.00	237,400.00	.0
NET REVENUE OVER EXPENDITURES	1.92	1.92	(226,400.00)	(226,401.92)	.0

VILLAGE OF MAHOMET
 REVENUES WITH COMPARISON TO BUDGET
 FOR THE 1 MONTHS ENDING MAY 31, 2022

ECONOMIC DEVELOPMENT

		PERIOD ACTUAL	YTD ACTUAL	BUDGET	UNEXPENDED	PCNT
<u>ECONOMIC DEVELOPMENT</u>						
10-00-4425	MOTEL TAX	326.67	326.67	.00	(326.67)	.0
	TOTAL ECONOMIC DEVELOPMENT	326.67	326.67	.00	(326.67)	.0
	TOTAL FUND REVENUE	326.67	326.67	.00	(326.67)	.0

VILLAGE OF MAHOMET
EXPENDITURES WITH COMPARISON TO BUDGET
FOR THE 1 MONTHS ENDING MAY 31, 2022

ECONOMIC DEVELOPMENT

	PERIOD ACTUAL	YTD ACTUAL	BUDGET	UNEXPENDED	PCNT
<u>ECONOMIC DEVELOPMENT</u>					
10-00-7120 MEMBERSHIP	.00	.00	14,150.00	14,150.00	.0
10-00-7135 CHRISTMAS DECORATIONS	.00	.00	1,500.00	1,500.00	.0
10-00-7137 CONTRACTUAL SERVICES	.00	.00	30,000.00	30,000.00	.0
10-00-7330 MARKETING/PROMOTIONS	.00	.00	30,000.00	30,000.00	.0
10-00-7501 COMMUNITY ENHANCEMENTS	.00	.00	50,000.00	50,000.00	.0
10-00-7810 TOURISM	.00	.00	10,000.00	10,000.00	.0
TOTAL ECONOMIC DEVELOPMENT	.00	.00	135,650.00	135,650.00	.0
TOTAL FUND EXPENDITURES	.00	.00	135,650.00	135,650.00	.0
NET REVENUE OVER EXPENDITURES	326.67	326.67	(135,650.00)	(135,976.67)	.2

VILLAGE OF MAHOMET
REVENUES WITH COMPARISON TO BUDGET
FOR THE 1 MONTHS ENDING MAY 31, 2022

RECREATION

	PERIOD ACTUAL	YTD ACTUAL	BUDGET	UNEXPENDED	PCNT
<u>RECREATION</u>					
11-00-4100 CONCESSION STAND INCOME	3,037.68	3,037.68	6,500.00	3,462.32	46.7
11-00-4200 SPONSORSHIPS/DONATIONS	.00	.00	33,000.00	33,000.00	.0
11-00-4400 INTEREST INCOME	1.02	1.02	50.00	48.98	2.0
11-00-4500 FIELD RENTALS	30.00	30.00	12,000.00	11,970.00	.3
11-00-4505 INDOOR RENTAL	620.00	620.00	3,500.00	2,880.00	17.7
11-00-4700 MISCELLANEOUS INCOME	.00	.00	2,000.00	2,000.00	.0
11-00-4900 TRANSFER FROM GC	.00	.00	14,000.00	14,000.00	.0
11-00-4910 REGISTRATION FEES	9,572.30	9,572.30	197,500.00	187,927.70	4.9
11-00-4917 TRANSFER FROM IMRF	715.93	715.93	12,130.00	11,414.07	5.9
11-00-4919 TRANSFER FROM SS	1,077.93	1,077.93	9,515.00	8,437.07	11.3
TOTAL RECREATION	15,054.86	15,054.86	290,195.00	275,140.14	5.2
TOTAL FUND REVENUE	15,054.86	15,054.86	290,195.00	275,140.14	5.2

VILLAGE OF MAHOMET
EXPENDITURES WITH COMPARISON TO BUDGET
FOR THE 1 MONTHS ENDING MAY 31, 2022

RECREATION

	PERIOD ACTUAL	YTD ACTUAL	BUDGET	UNEXPENDED	PCNT
<u>RECREATION</u>					
11-00-7011	WAGES-DIR,COORD,SEC	12,392.13	12,392.13	123,404.00	111,011.87 10.0
11-00-7012	OVERTIME	16.25	16.25	500.00	483.75 3.3
11-00-7015	TEMPORARY/PART-TIME	661.27	661.27	14,750.00	14,088.73 4.5
11-00-7018	IMRF	715.93	715.93	12,130.00	11,414.07 5.9
11-00-7021	ADVERTISING/HIRING	100.00	100.00	1,400.00	1,300.00 7.1
11-00-7022	FICA/MEDICARE	989.72	989.72	10,100.00	9,110.28 9.8
11-00-7060	COPIER COST	.00	.00	900.00	900.00 .0
11-00-7071	HEALTH/LIFE	1,922.12	1,922.12	.00 (1,922.12) .0
11-00-7075	BUILDING MAINT./JAN	228.50	228.50	1,000.00	771.50 22.9
11-00-7100	MAINTENANCE AND REPAIRS	.00	.00	2,000.00	2,000.00 .0
11-00-7120	COMPUTER SUPPORT/IT	798.00	798.00	2,200.00	1,402.00 36.3
11-00-7190	HARDWARE/SOFTWARE	.00	.00	4,500.00	4,500.00 .0
11-00-7201	EQUIPMENT, NEW	384.99	384.99	6,250.00	5,865.01 6.2
11-00-7322	OFFICE SUPPLIES	.00	.00	1,100.00	1,100.00 .0
11-00-7341	POSTAGE	.00	.00	250.00	250.00 .0
11-00-7350	PROGRAM GUIDE	.00	.00	1,500.00	1,500.00 .0
11-00-7371	SCHOOLS/TRAINING/TRAVEL	.00	.00	2,500.00	2,500.00 .0
11-00-7391	UTILITIES	833.16	833.16	7,000.00	6,166.84 11.9
11-00-7401	UNIFORMS	.00	.00	600.00	600.00 .0
11-00-7420	SALES TAX	.00	.00	100.00	100.00 .0
11-00-7451	VEHICLE FUEL	70.83	70.83	2,000.00	1,929.17 3.5
11-00-7454	VEHICLE MAINTENANCE	.00	.00	1,500.00	1,500.00 .0
11-00-7501	MISCELLANEOUS	.00	.00	1,200.00	1,200.00 .0
11-00-7806	TRANSFER TO VR/CE	.00	.00	3,000.00	3,000.00 .0
	TOTAL RECREATION	19,112.90	19,112.90	199,884.00	180,771.10 9.6

VILLAGE OF MAHOMET
EXPENDITURES WITH COMPARISON TO BUDGET
FOR THE 1 MONTHS ENDING MAY 31, 2022

RECREATION

	PERIOD ACTUAL	YTD ACTUAL	BUDGET	UNEXPENDED	PCNT
<u>RECREATION</u>					
11-10-7050	CONTRACTED EMPLOYEES-OFFICIAL	1,642.50	1,642.50	17,000.00	15,357.50 9.7
11-10-7060	CONTRACTED EMPLOYEES-INSTRUC	1,485.00	1,485.00	17,000.00	15,515.00 8.7
11-10-7100	FIELD MAINTENANCE	895.96	895.96	5,250.00	4,354.04 17.1
11-10-7110	ADULT LEAGUE SOFTBALL	.00	.00	500.00	500.00 .0
11-10-7125	SPORT CAMP / CLINICS	.00	.00	500.00	500.00 .0
11-10-7130	BASEBALL-YOUTH	4,063.75	4,063.75	5,000.00	936.25 81.3
11-10-7170	SOFTBALL-YOUTH	3,900.00	3,900.00	4,500.00	600.00 86.7
11-10-7195	T-BALL	1,846.19	1,846.19	2,100.00	253.81 87.9
11-10-7197	EGG HUNT	.00	.00	850.00	850.00 .0
11-10-7198	BASKETBALL-YOUTH	.00	.00	5,500.00	5,500.00 .0
11-10-7199	BASKETBALL, ADULT	.00	.00	100.00	100.00 .0
11-10-7200	TURKEY TROT	.00	.00	3,500.00	3,500.00 .0
11-10-7210	SOCCER	.00	.00	7,000.00	7,000.00 .0
11-10-7212	SUMMER CAMP	.00	.00	2,000.00	2,000.00 .0
11-10-7215	TENNIS	.00	.00	1,000.00	1,000.00 .0
11-10-7217	PICKLEBALL	.00	.00	1,500.00	1,500.00 .0
11-10-7220	VOLLEYBALL - ADULT	.00	.00	500.00	500.00 .0
11-10-7230	VOLLEYBALL - YOUTH	.00	.00	750.00	750.00 .0
11-10-7240	FLAG FOOTBALL	.00	.00	2,750.00	2,750.00 .0
11-10-7245	SPECIAL EVENTS	833.59	833.59	5,500.00	4,666.41 15.2
11-10-7410	REFUNDS PAID	85.00	85.00	5,000.00	4,915.00 1.7
11-10-7420	RENTALS	2,362.00	2,362.00	29,050.00	26,688.00 8.1
11-10-7450	MISC. PROGRAMS	237.50	237.50	1,000.00	762.50 23.8
	TOTAL RECREATION	17,351.49	17,351.49	117,850.00	100,498.51 14.7
<u>RECREATION</u>					
11-20-7011	CONCESSION WAGES	1,137.50	1,137.50	3,750.00	2,612.50 30.3
11-20-7022	FICA/MEDICARE	87.06	87.06	500.00	412.94 17.4
11-20-7100	FOOD SUPPLIES	1,915.58	1,915.58	4,750.00	2,834.42 40.3
11-20-7211	EQUIPMENT MAINTENANCE & REPAI	.00	.00	500.00	500.00 .0
11-20-7501	MISCELLANEOUS - CONCESSIONS	.00	.00	200.00	200.00 .0
	TOTAL RECREATION	3,140.14	3,140.14	9,700.00	6,559.86 32.4
	TOTAL FUND EXPENDITURES	39,604.53	39,604.53	327,434.00	287,829.47 12.1
	NET REVENUE OVER EXPENDITURES	(24,549.67)	(24,549.67)	(37,239.00)	(12,689.33) (65.9)

VILLAGE OF MAHOMET
REVENUES WITH COMPARISON TO BUDGET
FOR THE 1 MONTHS ENDING MAY 31, 2022

PARK

	PERIOD ACTUAL	YTD ACTUAL	BUDGET	UNEXPENDED	PCNT
<u>PARK REVENUE</u>					
12-00-4200 GENERAL PARKS DONATION	2,450.00	2,450.00	2,000.00	(450.00)	122.5
12-00-4203 BARBER PARK DONATIONS	.00	.00	208,051.00	208,051.00	.0
12-00-4206 REAL ESTATE TAX	.00	.00	140,554.30	140,554.30	.0
12-00-4350 GRANT INCOME	.00	.00	925,000.00	925,000.00	.0
12-00-4400 INTEREST	3.52	3.52	.00	(3.52)	.0
12-00-4500 PAVILION RENTALS	.00	.00	3,000.00	3,000.00	.0
12-00-4700 MISCELLANEOUS	.00	.00	400.00	400.00	.0
12-00-4901 TRANSFER FROM UTILITY TAX	.00	.00	275,000.00	275,000.00	.0
12-00-4917 TRANSFER FROM IMRF	667.85	667.85	11,592.00	10,924.15	5.8
12-00-4919 TRANSFER FROM SS	1,037.17	1,037.17	9,103.00	8,065.83	11.4
12-00-4920 TRANSFER FROM BARBER PARK	.00	.00	32,941.09	32,941.09	.0
12-00-4921 TRANSFER FROM GENERAL CORP	.00	.00	20,000.00	20,000.00	.0
TOTAL PARK REVENUE	<u>4,158.54</u>	<u>4,158.54</u>	<u>1,627,641.39</u>	<u>1,623,482.85</u>	<u>.3</u>
TOTAL FUND REVENUE	<u>4,158.54</u>	<u>4,158.54</u>	<u>1,627,641.39</u>	<u>1,623,482.85</u>	<u>.3</u>

VILLAGE OF MAHOMET
EXPENDITURES WITH COMPARISON TO BUDGET
FOR THE 1 MONTHS ENDING MAY 31, 2022

PARK

	PERIOD ACTUAL	YTD ACTUAL	BUDGET	UNEXPENDED	PCNT
<u>PARK REVENUE</u>					
12-00-7011 WAGES-PARK	11,511.05	11,511.05	150,350.00	138,838.95	7.7
12-00-7012 OVERTIME	21.88	21.88	750.00	728.12	2.9
12-00-7015 TEMPORARY/PART-TIME	2,114.99	2,114.99	21,000.00	18,885.01	10.1
12-00-7021 IMRF	667.85	667.85	14,780.00	14,112.15	4.5
12-00-7022 FICA/MEDICARE	1,037.17	1,037.17	11,500.00	10,462.83	9.0
12-00-7071 HEALTH/LIFE INSURANCE	1,022.00	1,022.00	24,500.00	23,478.00	4.2
12-00-7075 BUILDING MAINTENANCE	250.50	250.50	3,500.00	3,249.50	7.2
12-00-7120 COMPUTER SUPPORT/IT	798.00	798.00	2,200.00	1,402.00	36.3
12-00-7201 EQUIPMENT/MATERIALS-NEW	420.38	420.38	20,000.00	19,579.62	2.1
12-00-7211 EQUIPMENT MAINT. & REPAIR	1.00	1.00	4,000.00	3,999.00	.0
12-00-7314 LEGAL	.00	.00	1,000.00	1,000.00	.0
12-00-7391 UTILITIES	675.54	675.54	14,000.00	13,324.46	4.8
12-00-7401 UNIFORMS	.00	.00	600.00	600.00	.0
12-00-7405 PARK MAINT./IMPROVEMENT	976.51	976.51	13,500.00	12,523.49	7.2
12-00-7451 VEHICLE FUEL	223.84	223.84	5,000.00	4,776.16	4.5
12-00-7454 VEHICLE MAINTENANCE	.00	.00	2,000.00	2,000.00	.0
12-00-7470 CAPITAL IMPROVEMENT	162,283.30	162,283.30	1,634,300.70	1,472,017.40	9.9
12-00-7501 MISCELLANEOUS	.00	.00	1,000.00	1,000.00	.0
12-00-7610 TREE PROGRAM	.00	.00	6,500.00	6,500.00	.0
12-00-7806 TRANSFER TO VR/CE	.00	.00	7,500.00	7,500.00	.0
TOTAL PARK REVENUE	<u>182,004.01</u>	<u>182,004.01</u>	<u>1,937,980.70</u>	<u>1,755,976.69</u>	<u>9.4</u>
TOTAL FUND EXPENDITURES	<u>182,004.01</u>	<u>182,004.01</u>	<u>1,937,980.70</u>	<u>1,755,976.69</u>	<u>9.4</u>
NET REVENUE OVER EXPENDITURES	<u>(177,845.47)</u>	<u>(177,845.47)</u>	<u>(310,339.31)</u>	<u>(132,493.84)</u>	<u>(57.3)</u>

VILLAGE OF MAHOMET
 REVENUES WITH COMPARISON TO BUDGET
 FOR THE 1 MONTHS ENDING MAY 31, 2022

BARBER PARK DONATIONS

		PERIOD ACTUAL	YTD ACTUAL	BUDGET	UNEXPENDED	PCNT
<u>BARBER PARK REVENUE</u>						
13-00-4203	BARBER PARK DONATIONS	325.50	325.50	.00	(325.50)	.0
13-00-4400	INTEREST	.00	.00	25.00	25.00	.0
	TOTAL BARBER PARK REVENUE	325.50	325.50	25.00	(300.50)	1302.0
	TOTAL FUND REVENUE	325.50	325.50	25.00	(300.50)	1302.0

VILLAGE OF MAHOMET
 EXPENDITURES WITH COMPARISON TO BUDGET
 FOR THE 1 MONTHS ENDING MAY 31, 2022

BARBER PARK DONATIONS

		PERIOD ACTUAL	YTD ACTUAL	BUDGET	UNEXPENDED	PCNT
<u>BARBER PARK REVENUE</u>						
13-00-7470	TRANSFER TO PARKS	.00	.00	32,941.09	32,941.09	.0
	TOTAL BARBER PARK REVENUE	.00	.00	32,941.09	32,941.09	.0
	TOTAL FUND EXPENDITURES	.00	.00	32,941.09	32,941.09	.0
	NET REVENUE OVER EXPENDITURES	325.50	325.50	(32,916.09)	(33,241.59)	1.0

VILLAGE OF MAHOMET
REVENUES WITH COMPARISON TO BUDGET
FOR THE 1 MONTHS ENDING MAY 31, 2022

MOTOR FUEL TAX

	PERIOD ACTUAL	YTD ACTUAL	BUDGET	UNEXPENDED	PCNT
<u>MOTOR FUEL TAX</u>					
16-00-4100 STATE DISTRIBUTION	16,309.36	16,309.36	198,000.00	181,690.64	8.2
16-00-4400 INTEREST INCOME	9.89	9.89	75.00	65.11	13.2
16-00-4700 TRANSPORTATION RENEWAL FUND	11,877.90	11,877.90	150,000.00	138,122.10	7.9
16-00-4800 MISC. REIMBURSEMENT	.00	.00	12,000.00	12,000.00	.0
16-00-4810 SUPPLEMENTAL ALLOTMENT	.00	.00	10,000.00	10,000.00	.0
TOTAL MOTOR FUEL TAX	28,197.15	28,197.15	370,075.00	341,877.85	7.6
TOTAL FUND REVENUE	28,197.15	28,197.15	370,075.00	341,877.85	7.6

VILLAGE OF MAHOMET
EXPENDITURES WITH COMPARISON TO BUDGET
FOR THE 1 MONTHS ENDING MAY 31, 2022

MOTOR FUEL TAX

	PERIOD ACTUAL	YTD ACTUAL	BUDGET	UNEXPENDED	PCNT
<u>MOTOR FUEL TAX</u>					
16-00-7563 MAINTENANCE – ROAD SALT	.00	.00	34,000.00	34,000.00	.0
16-00-7564 MAINTENANCE – TRAFFIC SIGNALS	480.59	480.59	16,000.00	15,519.41	3.0
16-00-7580 CONTRACT – SEAL COATING	.00	.00	82,230.00	82,230.00	.0
16-00-7582 CONTRACT – PUG PAVING	.00	.00	273,017.00	273,017.00	.0
16-00-7585 CONTRACT PAVEMENT VOID FILL	.00	.00	10,000.00	10,000.00	.0
16-00-7587 HMA PATCHING	.00	.00	10,000.00	10,000.00	.0
16-00-7588 SIDEWALK MUDJACKING	.00	.00	5,000.00	5,000.00	.0
TOTAL MOTOR FUEL TAX	480.59	480.59	430,247.00	429,766.41	.1
<u>DEPARTMENT 10</u>					
16-10-7562 EXPENSE	.00	.00	70,000.00	70,000.00	.0
TOTAL DEPARTMENT 10	.00	.00	70,000.00	70,000.00	.0
TOTAL FUND EXPENDITURES	480.59	480.59	500,247.00	499,766.41	.1
NET REVENUE OVER EXPENDITURES	27,716.56	27,716.56	(130,172.00)	(157,888.56)	21.3

VILLAGE OF MAHOMET
REVENUES WITH COMPARISON TO BUDGET
FOR THE 1 MONTHS ENDING MAY 31, 2022

IMRF

	PERIOD ACTUAL	YTD ACTUAL	BUDGET	UNEXPENDED	PCNT
<u>IMRF</u>					
17-00-4206 REAL ESTATE TAX	.00	.00	125,284.79	125,284.79	.0
17-00-4400 INTEREST INCOME	.84	.84	100.00	99.16	.8
17-00-4901 TRANSFER FROM GC	.00	.00	10,000.00	10,000.00	.0
TOTAL IMRF	.84	.84	135,384.79	135,383.95	.0
TOTAL FUND REVENUE	.84	.84	135,384.79	135,383.95	.0

VILLAGE OF MAHOMET
 EXPENDITURES WITH COMPARISON TO BUDGET
 FOR THE 1 MONTHS ENDING MAY 31, 2022

IMRF

		PERIOD ACTUAL	YTD ACTUAL	BUDGET	UNEXPENDED	PCNT
<u>IMRF</u>						
17-00-7500	IMRF CONTRIBUTION - TRANSFERS	8,125.60	8,125.60	185,000.00	176,874.40	4.4
	TOTAL IMRF	8,125.60	8,125.60	185,000.00	176,874.40	4.4
	TOTAL FUND EXPENDITURES	8,125.60	8,125.60	185,000.00	176,874.40	4.4
	NET REVENUE OVER EXPENDITURES	(8,124.76)	(8,124.76)	(49,615.21)	(41,490.45)	(16.4)

VILLAGE OF MAHOMET
REVENUES WITH COMPARISON TO BUDGET
FOR THE 1 MONTHS ENDING MAY 31, 2022

POLICE PENSION FUND

	PERIOD ACTUAL	YTD ACTUAL	BUDGET	UNEXPENDED	PCNT
<u>REVENUES</u>					
18-00-4095 EMP. CONTRIBUTION	6,977.89	6,977.89	70,000.00	63,022.11	10.0
18-00-4206 REAL ESTATE TAX	.00	.00	133,024.39	133,024.39	.0
18-00-4400 INTEREST INCOME	231.20	231.20	1,000.00	768.80	23.1
18-00-4405 INVESTMENT INCOME-EQUITY FUND	.00	.00	10,000.00	10,000.00	.0
18-00-4410 INVESTMENT INCOME-FIXED	.00	.00	15,000.00	15,000.00	.0
18-00-4450 GAIN/LOSS EQUITY FUND	.00	.00	1,000.00	1,000.00	.0
18-00-4460 GAIN/LOSS FIXED INCOME	.00	.00	10,000.00	10,000.00	.0
18-00-4901 TRANSFER FROM GC	.00	.00	535,841.00	535,841.00	.0
TOTAL REVENUES	7,209.09	7,209.09	775,865.39	768,656.30	.9
TOTAL FUND REVENUE	7,209.09	7,209.09	775,865.39	768,656.30	.9

VILLAGE OF MAHOMET
EXPENDITURES WITH COMPARISON TO BUDGET
FOR THE 1 MONTHS ENDING MAY 31, 2022

POLICE PENSION FUND

	PERIOD ACTUAL	YTD ACTUAL	BUDGET	UNEXPENDED	PCNT	
<u>REVENUES</u>						
18-00-7100	ADVISORY FEE	.00	.00	3,000.00	3,000.00	.0
18-00-7120	MEMBERSHIP	.00	.00	800.00	800.00	.0
18-00-7301	INSURANCE	.00	.00	2,750.00	2,750.00	.0
18-00-7314	LEGAL	.00	.00	10,000.00	10,000.00	.0
18-00-7317	MEDICAL SERVICE	.00	.00	10,000.00	10,000.00	.0
18-00-7322	OFFICE EXPENSE	.00	.00	1,000.00	1,000.00	.0
18-00-7333	PROF. ACCT SERVICE	39.75	39.75	10,000.00	9,960.25	.4
18-00-7335	PROF. ACTUARIAL SERVICES	.00	.00	12,000.00	12,000.00	.0
18-00-7371	TRAINING	.00	.00	3,000.00	3,000.00	.0
18-00-7501	MISC.	.00	.00	1,200.00	1,200.00	.0
18-00-7711	PENSION & BENEFITS	17,680.62	17,680.62	240,000.00	222,319.38	7.4
	TOTAL REVENUES	17,720.37	17,720.37	293,750.00	276,029.63	6.0
	TOTAL FUND EXPENDITURES	17,720.37	17,720.37	293,750.00	276,029.63	6.0
	NET REVENUE OVER EXPENDITURES	(10,511.28)	(10,511.28)	482,115.39	492,626.67	(2.2)

VILLAGE OF MAHOMET
REVENUES WITH COMPARISON TO BUDGET
FOR THE 1 MONTHS ENDING MAY 31, 2022

SOCIAL SECURITY

	PERIOD ACTUAL	YTD ACTUAL	BUDGET	UNEXPENDED	PCNT
<u>SOCIAL SECURITY</u>					
19-00-4206 REAL ESTATE TAX	.00	.00	148,745.45	148,745.45	.0
19-00-4400 INTEREST INCOME	.50	.50	100.00	99.50	.5
19-00-4900 TRANSFER FROM GC	.00	.00	15,000.00	15,000.00	.0
TOTAL SOCIAL SECURITY	.50	.50	163,845.45	163,844.95	.0
TOTAL FUND REVENUE	.50	.50	163,845.45	163,844.95	.0

VILLAGE OF MAHOMET
 EXPENDITURES WITH COMPARISON TO BUDGET
 FOR THE 1 MONTHS ENDING MAY 31, 2022

SOCIAL SECURITY

	PERIOD ACTUAL	YTD ACTUAL	BUDGET	UNEXPENDED	PCNT
<u>SOCIAL SECURITY</u>					
19-00-7500 SOCIAL SECURITY CONT-TRANSFER	17,215.46	17,215.46	190,000.00	172,784.54	9.1
TOTAL SOCIAL SECURITY	17,215.46	17,215.46	190,000.00	172,784.54	9.1
TOTAL FUND EXPENDITURES	17,215.46	17,215.46	190,000.00	172,784.54	9.1
NET REVENUE OVER EXPENDITURES	(17,214.96)	(17,214.96)	(26,154.55)	(8,939.59)	(65.8)

VILLAGE OF MAHOMET
 REVENUES WITH COMPARISON TO BUDGET
 FOR THE 1 MONTHS ENDING MAY 31, 2022

MUSIC FESTIVAL

	PERIOD ACTUAL	YTD ACTUAL	BUDGET	UNEXPENDED	PCNT
<u>VILLAGE</u>					
20-00-4200 DONATIONS	18,990.00	18,990.00	79,650.00	60,660.00	23.8
20-00-4325 FEES	390.00	390.00	38,850.00	38,460.00	1.0
20-00-4400 INTEREST	3.82	3.82	25.00	21.18	15.3
20-00-4700 MISC. INCOME	.00	.00	13,900.00	13,900.00	.0
TOTAL VILLAGE	19,383.82	19,383.82	132,425.00	113,041.18	14.6
TOTAL FUND REVENUE	19,383.82	19,383.82	132,425.00	113,041.18	14.6

VILLAGE OF MAHOMET
EXPENDITURES WITH COMPARISON TO BUDGET
FOR THE 1 MONTHS ENDING MAY 31, 2022

MUSIC FESTIVAL

	PERIOD ACTUAL	YTD ACTUAL	BUDGET	UNEXPENDED	PCNT
<u>VILLAGE</u>					
20-00-7250 ENTERTAINMENT	.00	.00	81,500.00	81,500.00	.0
20-00-7350 SERVICES	7.59	7.59	38,025.00	38,017.41	.0
20-00-7501 MISC	381.54	381.54	.00	(381.54)	.0
TOTAL VILLAGE	389.13	389.13	119,525.00	119,135.87	.3
TOTAL FUND EXPENDITURES	389.13	389.13	119,525.00	119,135.87	.3
NET REVENUE OVER EXPENDITURES	18,994.69	18,994.69	12,900.00	(6,094.69)	147.3

VILLAGE OF MAHOMET
 REVENUES WITH COMPARISON TO BUDGET
 FOR THE 1 MONTHS ENDING MAY 31, 2022

PRAIRIEVIEW ROAD ESCROW

		PERIOD ACTUAL	YTD ACTUAL	BUDGET	UNEXPENDED	PCNT
<u>VILLAGE-REVENUE</u>						
21-00-4400	INTEREST	.00	.00	10.00	10.00	.0
21-00-4901	TRANSFER FROM GC	.00	.00	30,000.00	30,000.00	.0
TOTAL VILLAGE-REVENUE		.00	.00	30,010.00	30,010.00	.0
TOTAL FUND REVENUE		.00	.00	30,010.00	30,010.00	.0

VILLAGE OF MAHOMET
 EXPENDITURES WITH COMPARISON TO BUDGET
 FOR THE 1 MONTHS ENDING MAY 31, 2022

PRAIRIEVIEW ROAD ESCROW

	PERIOD ACTUAL	YTD ACTUAL	BUDGET	UNEXPENDED	PCNT
<u>VILLAGE-REVENUE</u>					
21-00-7120 INFRASTRUCTURE	.00	.00	25,000.00	25,000.00	.0
TOTAL VILLAGE-REVENUE	.00	.00	25,000.00	25,000.00	.0
TOTAL FUND EXPENDITURES	.00	.00	25,000.00	25,000.00	.0
NET REVENUE OVER EXPENDITURES	.00	.00	5,010.00	5,010.00	.0

VILLAGE OF MAHOMET
REVENUES WITH COMPARISON TO BUDGET
FOR THE 1 MONTHS ENDING MAY 31, 2022

INSURANCE

	PERIOD ACTUAL	YTD ACTUAL	BUDGET	UNEXPENDED	PCNT
<u>INSURANCE REVENUE</u>					
22-00-4206 REAL ESTATE TAX	.00	.00	106,419.51	106,419.51	.0
22-00-4400 INTEREST INCOME	.36	.36	25.00	24.64	1.4
22-00-4901 TRANSFER FROM GC	.00	.00	10,000.00	10,000.00	.0
TOTAL INSURANCE REVENUE	.36	.36	116,444.51	116,444.15	.0
TOTAL FUND REVENUE	.36	.36	116,444.51	116,444.15	.0

VILLAGE OF MAHOMET
 EXPENDITURES WITH COMPARISON TO BUDGET
 FOR THE 1 MONTHS ENDING MAY 31, 2022

INSURANCE

	PERIOD ACTUAL	YTD ACTUAL	BUDGET	UNEXPENDED	PCNT
<u>INSURANCE REVENUE</u>					
22-00-7301 INSURANCE-GENERAL	.00	.00	145,000.00	145,000.00	.0
22-00-7302 JUDGEMENT	.00	.00	1,000.00	1,000.00	.0
TOTAL INSURANCE REVENUE	<u>.00</u>	<u>.00</u>	<u>146,000.00</u>	<u>146,000.00</u>	<u>.0</u>
TOTAL FUND EXPENDITURES	<u>.00</u>	<u>.00</u>	<u>146,000.00</u>	<u>146,000.00</u>	<u>.0</u>
NET REVENUE OVER EXPENDITURES	<u>.36</u>	<u>.36</u>	<u>(29,555.49)</u>	<u>(29,555.85)</u>	<u>.0</u>

VILLAGE OF MAHOMET
 REVENUES WITH COMPARISON TO BUDGET
 FOR THE 1 MONTHS ENDING MAY 31, 2022

FORFEITED FUNDS - FEDERAL

	PERIOD ACTUAL	YTD ACTUAL	BUDGET	UNEXPENDED	PCNT
<u>VILLAGE-REVENUE</u>					
25-00-4400 INTEREST	.00	.00	1.00	1.00	.0
25-00-4700 MISC. INCOME	.00	.00	1.00	1.00	.0
TOTAL VILLAGE-REVENUE	.00	.00	2.00	2.00	.0
TOTAL FUND REVENUE	.00	.00	2.00	2.00	.0

VILLAGE OF MAHOMET
 EXPENDITURES WITH COMPARISON TO BUDGET
 FOR THE 1 MONTHS ENDING MAY 31, 2022

FORFEITED FUNDS - FEDERAL

		PERIOD ACTUAL	YTD ACTUAL	BUDGET	UNEXPENDED	PCNT
<u>VILLAGE-REVENUE</u>						
25-00-7900	PURCHASES	.00	.00	1.00	1.00	.0
	TOTAL VILLAGE-REVENUE	.00	.00	1.00	1.00	.0
	TOTAL FUND EXPENDITURES	.00	.00	1.00	1.00	.0
	NET REVENUE OVER EXPENDITURES	.00	.00	1.00	1.00	.0

VILLAGE OF MAHOMET
 REVENUES WITH COMPARISON TO BUDGET
 FOR THE 1 MONTHS ENDING MAY 31, 2022

FORFEITED FUNDS

	PERIOD ACTUAL	YTD ACTUAL	BUDGET	UNEXPENDED	PCNT
<u>FORFEITED FUNDS REVENUE</u>					
26-00-4400 INTEREST	.00	.00	25.00	25.00	.0
26-00-4700 MISC. INCOME	.00	.00	3,500.00	3,500.00	.0
TOTAL FORFEITED FUNDS REVENUE	.00	.00	3,525.00	3,525.00	.0
TOTAL FUND REVENUE	.00	.00	3,525.00	3,525.00	.0

VILLAGE OF MAHOMET
 EXPENDITURES WITH COMPARISON TO BUDGET
 FOR THE 1 MONTHS ENDING MAY 31, 2022

FORFEITED FUNDS

	PERIOD ACTUAL	YTD ACTUAL	BUDGET	UNEXPENDED	PCNT
<u>FORFEITED FUNDS REVENUE</u>					
26-00-7900 PURCHASES	.00	.00	151,000.00	151,000.00	.0
TOTAL FORFEITED FUNDS REVENUE	.00	.00	151,000.00	151,000.00	.0
TOTAL FUND EXPENDITURES	.00	.00	151,000.00	151,000.00	.0
NET REVENUE OVER EXPENDITURES	.00	.00	(147,475.00)	(147,475.00)	.0

VILLAGE OF MAHOMET
 REVENUES WITH COMPARISON TO BUDGET
 FOR THE 1 MONTHS ENDING MAY 31, 2022

BOND ISSUE 2000

	PERIOD ACTUAL	YTD ACTUAL	BUDGET	UNEXPENDED	PCNT
<u>BOND ISSUE</u>					
27-00-4206 REAL ESTATE TAX	.00	.00	72,558.76	72,558.76	.0
27-00-4400 INTEREST INCOME	.16	.16	.00	(.16)	.0
TOTAL BOND ISSUE	.16	.16	72,558.76	72,558.60	.0
TOTAL FUND REVENUE	.16	.16	72,558.76	72,558.60	.0

VILLAGE OF MAHOMET
 EXPENDITURES WITH COMPARISON TO BUDGET
 FOR THE 1 MONTHS ENDING MAY 31, 2022

BOND ISSUE 2000

	PERIOD ACTUAL	YTD ACTUAL	BUDGET	UNEXPENDED	PCNT
<u>BOND ISSUE</u>					
27-00-7900 BOND PAY'T-INT.	1,789.99	1,789.99	3,597.50	1,807.51	49.8
27-00-7950 BOND PAY'T-PRINCIPAL	.00	.00	68,000.00	68,000.00	.0
TOTAL BOND ISSUE	<u>1,789.99</u>	<u>1,789.99</u>	<u>71,597.50</u>	<u>69,807.51</u>	<u>2.5</u>
TOTAL FUND EXPENDITURES	<u>1,789.99</u>	<u>1,789.99</u>	<u>71,597.50</u>	<u>69,807.51</u>	<u>2.5</u>
NET REVENUE OVER EXPENDITURES	<u>(1,789.83)</u>	<u>(1,789.83)</u>	<u>961.26</u>	<u>2,751.09</u>	<u>(186.2)</u>

VILLAGE OF MAHOMET
 REVENUES WITH COMPARISON TO BUDGET
 FOR THE 1 MONTHS ENDING MAY 31, 2022

UTILITY TAX

		PERIOD ACTUAL	YTD ACTUAL	BUDGET	UNEXPENDED	PCNT
<u>UTILITY TAX REVENUE</u>						
28-00-4400	INTEREST INCOME	1.42	1.42	25.00	23.58	5.7
28-00-4820	UTILITY TAX	60,358.65	60,358.65	475,000.00	414,641.35	12.7
TOTAL UTILITY TAX REVENUE		60,360.07	60,360.07	475,025.00	414,664.93	12.7
TOTAL FUND REVENUE		60,360.07	60,360.07	475,025.00	414,664.93	12.7

VILLAGE OF MAHOMET
 EXPENDITURES WITH COMPARISON TO BUDGET
 FOR THE 1 MONTHS ENDING MAY 31, 2022

UTILITY TAX

	PERIOD ACTUAL	YTD ACTUAL	BUDGET	UNEXPENDED	PCNT
<u>UTILITY TAX REVENUE</u>					
28-00-7800 TRANSFER TO GENERAL CORPORAT	.00	.00	275,000.00	275,000.00	.0
28-00-7806 TRANSFER TO CRF/VRF	.00	.00	25,000.00	25,000.00	.0
28-00-7812 TRANSFER TO PARKS	.00	.00	275,000.00	275,000.00	.0
TOTAL UTILITY TAX REVENUE	.00	.00	575,000.00	575,000.00	.0
TOTAL FUND EXPENDITURES	.00	.00	575,000.00	575,000.00	.0
NET REVENUE OVER EXPENDITURES	60,360.07	60,360.07	(99,975.00)	(160,335.07)	60.4

VILLAGE OF MAHOMET
REVENUES WITH COMPARISON TO BUDGET
FOR THE 1 MONTHS ENDING MAY 31, 2022

DEBT SERVICE TIB

	PERIOD ACTUAL	YTD ACTUAL	BUDGET	UNEXPENDED	PCNT
<u>2012AB TIF DEBT SERVICE</u>					
32-00-4400 INTEREST INCOME	3.69	3.69	100.00	96.31	3.7
32-00-4900 TRANSFER FROM TIF SERIES A	.00	.00	18,750.00	18,750.00	.0
32-00-4930 TRANSFER FROM 2012 A	.00	.00	350,000.00	350,000.00	.0
TOTAL 2012AB TIF DEBT SERVICE	3.69	3.69	368,850.00	368,846.31	.0
TOTAL FUND REVENUE	3.69	3.69	368,850.00	368,846.31	.0

VILLAGE OF MAHOMET
EXPENDITURES WITH COMPARISON TO BUDGET
FOR THE 1 MONTHS ENDING MAY 31, 2022

DEBT SERVICE TIB

	PERIOD ACTUAL	YTD ACTUAL	BUDGET	UNEXPENDED	PCNT
<u>2012AB TIF DEBT SERVICE</u>					
32-00-7900 BOND INTEREST AB	13,050.00	13,050.00	26,100.00	13,050.00	50.0
32-00-7950 BOND PAYMENT-PRINCIPAL	.00	.00	350,000.00	350,000.00	.0
32-00-7975 BOND FEES FOR AB	.00	.00	1,000.00	1,000.00	.0
TOTAL 2012AB TIF DEBT SERVICE	<u>13,050.00</u>	<u>13,050.00</u>	<u>377,100.00</u>	<u>364,050.00</u>	<u>3.5</u>
TOTAL FUND EXPENDITURES	<u>13,050.00</u>	<u>13,050.00</u>	<u>377,100.00</u>	<u>364,050.00</u>	<u>3.5</u>
NET REVENUE OVER EXPENDITURES	<u>(13,046.31)</u>	<u>(13,046.31)</u>	<u>(8,250.00)</u>	<u>4,796.31</u>	<u>(158.1)</u>

VILLAGE OF MAHOMET
REVENUES WITH COMPARISON TO BUDGET
FOR THE 1 MONTHS ENDING MAY 31, 2022

TAX INCREMENT FINANCING

	PERIOD ACTUAL	YTD ACTUAL	BUDGET	UNEXPENDED	PCNT
<u>TIF REVENUE</u>					
33-00-4206 REAL ESTATE TAX	.00	.00	2,985,000.00	2,985,000.00	.0
33-00-4400 INTEREST INCOME	68.91	68.91	1,000.00	931.09	6.9
33-00-4901 TRANSFER FROM GC	.00	.00	850,000.00	850,000.00	.0
TOTAL TIF REVENUE	68.91	68.91	3,836,000.00	3,835,931.09	.0
TOTAL FUND REVENUE	68.91	68.91	3,836,000.00	3,835,931.09	.0

VILLAGE OF MAHOMET
EXPENDITURES WITH COMPARISON TO BUDGET
FOR THE 1 MONTHS ENDING MAY 31, 2022

TAX INCREMENT FINANCING

	PERIOD ACTUAL	YTD ACTUAL	BUDGET	UNEXPENDED	PCNT
<u>TIF REVENUE</u>					
33-00-7120 CONSTRUCTION-OVERSIZING	.00	.00	5,256,866.00	5,256,866.00	.0
33-00-7142 ENGINEERING	179,915.99	179,915.99	496,500.00	316,584.01	36.2
33-00-7222 DISBURSEMENTS	.00	.00	2,236,581.31	2,236,581.31	.0
33-00-7314 LEGAL	3,901.50	3,901.50	30,000.00	26,098.50	13.0
33-00-7333 PROFESSIONAL SERVICES-AUDIT	.00	.00	1,200.00	1,200.00	.0
33-00-7501 MISC	.00	.00	70,000.00	70,000.00	.0
33-00-7815 TRANSFER TO DEBT SERVICE	.00	.00	819,250.00	819,250.00	.0
TOTAL TIF REVENUE	<u>183,817.49</u>	<u>183,817.49</u>	<u>8,910,397.31</u>	<u>8,726,579.82</u>	<u>2.1</u>
TOTAL FUND EXPENDITURES	<u>183,817.49</u>	<u>183,817.49</u>	<u>8,910,397.31</u>	<u>8,726,579.82</u>	<u>2.1</u>
NET REVENUE OVER EXPENDITURES	<u>(183,748.58)</u>	<u>(183,748.58)</u>	<u>(5,074,397.31)</u>	<u>(4,890,648.73)</u>	<u>(3.6)</u>

VILLAGE OF MAHOMET
REVENUES WITH COMPARISON TO BUDGET
FOR THE 1 MONTHS ENDING MAY 31, 2022

CAPITAL EQUIPMENT/VEHICLE REPL

	PERIOD ACTUAL	YTD ACTUAL	BUDGET	UNEXPENDED	PCNT
<u>CAP. EQUIP/VEHICLE REPLACEMENT</u>					
34-00-4400 INTEREST	.00	.00	25.00	25.00	.0
34-00-4900 TRANSFER FROM UTILITY TAX	.00	.00	25,000.00	25,000.00	.0
34-00-4901 TRANSFER FROM GENERAL CORP.	.00	.00	375,000.00	375,000.00	.0
34-00-4902 TRANSFER FROM WATER	.00	.00	60,000.00	60,000.00	.0
34-00-4903 TRANSFER FROM WASTEWATER	.00	.00	50,000.00	50,000.00	.0
34-00-4905 TRANSFER FROM RECREATION	.00	.00	3,000.00	3,000.00	.0
34-00-4906 TRANSFER FROM PARKS	.00	.00	7,500.00	7,500.00	.0
TOTAL CAP. EQUIP/VEHICLE REPLAC	.00	.00	520,525.00	520,525.00	.0
TOTAL FUND REVENUE	.00	.00	520,525.00	520,525.00	.0

VILLAGE OF MAHOMET
EXPENDITURES WITH COMPARISON TO BUDGET
FOR THE 1 MONTHS ENDING MAY 31, 2022

CAPITAL EQUIPMENT/VEHICLE REPL

	PERIOD ACTUAL	YTD ACTUAL	BUDGET	UNEXPENDED	PCNT
<u>CAP. EQUIP/VEHICLE REPLACEMENT</u>					
34-00-7313 VEHICLE PURCHASE/LEASE	.00	.00	269,990.00	269,990.00	.0
34-00-7315 CAPITAL EQUIPMENT PURCHASE	11,397.75	11,397.75	451,900.00	440,502.25	2.5
TOTAL CAP. EQUIP/VEHICLE REPLAC	11,397.75	11,397.75	721,890.00	710,492.25	1.6
TOTAL FUND EXPENDITURES	11,397.75	11,397.75	721,890.00	710,492.25	1.6
NET REVENUE OVER EXPENDITURES	(11,397.75)	(11,397.75)	(201,365.00)	(189,967.25)	(5.7)

VILLAGE OF MAHOMET
REVENUES WITH COMPARISON TO BUDGET
FOR THE 1 MONTHS ENDING MAY 31, 2022

TRANSPORTATION SYSTEM CAPITAL

	PERIOD ACTUAL	YTD ACTUAL	BUDGET	UNEXPENDED	PCNT
<u>TRANSPORTATION SYSTEM CI</u>					
35-00-4400 INTEREST	.00	.00	1,000.00	1,000.00	.0
35-00-4850 SIMPLIFIED TELECOM. TAX	.00	.00	55,000.00	55,000.00	.0
35-00-4901 TRANSFER FROM GENERAL CORP.	.00	.00	100,000.00	100,000.00	.0
TOTAL TRANSPORTATION SYSTEM CI	.00	.00	156,000.00	156,000.00	.0
<u>SOLACE REVENUE</u>					
35-10-4665 DEVELOPER PAYMENTS/MCD ROAD	.00	.00	87,000.00	87,000.00	.0
TOTAL SOLACE REVENUE	.00	.00	87,000.00	87,000.00	.0
TOTAL FUND REVENUE	.00	.00	243,000.00	243,000.00	.0

VILLAGE OF MAHOMET
 EXPENDITURES WITH COMPARISON TO BUDGET
 FOR THE 1 MONTHS ENDING MAY 31, 2022

TRANSPORTATION SYSTEM CAPITAL

	PERIOD ACTUAL	YTD ACTUAL	BUDGET	UNEXPENDED	PCNT
<u>TRANSPORTATION SYSTEM CI</u>					
35-00-7400 CAPITAL IMPROVEMENTS	.00	.00	845,850.00	845,850.00	.0
TOTAL TRANSPORTATION SYSTEM CI	.00	.00	845,850.00	845,850.00	.0
TOTAL FUND EXPENDITURES	.00	.00	845,850.00	845,850.00	.0
NET REVENUE OVER EXPENDITURES	.00	.00	(602,850.00)	(602,850.00)	.0

VILLAGE OF MAHOMET
REVENUES WITH COMPARISON TO BUDGET
FOR THE 1 MONTHS ENDING MAY 31, 2022

WWTPE/RESERVE/DEBT SERVICE

	PERIOD ACTUAL	YTD ACTUAL	BUDGET	UNEXPENDED	PCNT
<u>WWTP EXPANSION</u>					
37-00-4400 INTEREST	6.66	6.66	50.00	43.34	13.3
37-00-4903 TRANSFER FROM WASTEWATER	.00	.00	738,000.00	738,000.00	.0
TOTAL WWTP EXPANSION	6.66	6.66	738,050.00	738,043.34	.0
TOTAL FUND REVENUE	6.66	6.66	738,050.00	738,043.34	.0

VILLAGE OF MAHOMET
EXPENDITURES WITH COMPARISON TO BUDGET
FOR THE 1 MONTHS ENDING MAY 31, 2022

WWTPE/RESERVE/DEBT SERVICE

	PERIOD ACTUAL	YTD ACTUAL	BUDGET	UNEXPENDED	PCNT
<u>WWTP EXPANSION</u>					
37-00-7900 INTEREST PAYMENT	.00	.00	111,380.00	111,380.00	.0
37-00-7950 PRINCIPAL PAYMENT	.00	.00	646,835.00	646,835.00	.0
TOTAL WWTP EXPANSION	.00	.00	758,215.00	758,215.00	.0
TOTAL FUND EXPENDITURES	.00	.00	758,215.00	758,215.00	.0
NET REVENUE OVER EXPENDITURES	6.66	6.66	(20,165.00)	(20,171.66)	.0

VILLAGE OF MAHOMET
 REVENUES WITH COMPARISON TO BUDGET
 FOR THE 1 MONTHS ENDING MAY 31, 2022

TRANS FACILITY IMPROV

	PERIOD ACTUAL	YTD ACTUAL	BUDGET	UNEXPENDED	PCNT
<u>TCI FACILITY</u>					
46-00-4400 INTEREST INCOME	.63	.63	50.00	49.37	1.3
46-00-4901 TRANSFER FROM GC	.00	.00	12,000.00	12,000.00	.0
TOTAL TCI FACILITY	.63	.63	12,050.00	12,049.37	.0
TOTAL FUND REVENUE	.63	.63	12,050.00	12,049.37	.0

VILLAGE OF MAHOMET
 EXPENDITURES WITH COMPARISON TO BUDGET
 FOR THE 1 MONTHS ENDING MAY 31, 2022

TRANS FACILITY IMPROV

		PERIOD ACTUAL	YTD ACTUAL	BUDGET	UNEXPENDED	PCNT
<u>TCI FACILITY</u>						
46-00-7075	BUILDING MAINTENANCE	.00	.00	85,000.00	85,000.00	.0
	TOTAL TCI FACILITY	.00	.00	85,000.00	85,000.00	.0
	TOTAL FUND EXPENDITURES	.00	.00	85,000.00	85,000.00	.0
	NET REVENUE OVER EXPENDITURES	.63	.63	(72,950.00)	(72,950.63)	.0

VILLAGE OF MAHOMET
 REVENUES WITH COMPARISON TO BUDGET
 FOR THE 1 MONTHS ENDING MAY 31, 2022

TRANSPORTATION FACILITY DEBT S

	PERIOD ACTUAL	YTD ACTUAL	BUDGET	UNEXPENDED	PCNT
<u>TRANSPORTATION FACILITY REVENUE</u>					
47-00-4400 INTEREST	1.25	1.25	150.00	148.75	.8
47-00-4900 TRANSFER FROM TRANS. FUND	.00	.00	90,000.00	90,000.00	.0
TOTAL TRANSPORTATION FACILITY R	1.25	1.25	90,150.00	90,148.75	.0
TOTAL FUND REVENUE	1.25	1.25	90,150.00	90,148.75	.0

VILLAGE OF MAHOMET
 EXPENDITURES WITH COMPARISON TO BUDGET
 FOR THE 1 MONTHS ENDING MAY 31, 2022

TRANSPORTATION FACILITY DEBT S

	PERIOD ACTUAL	YTD ACTUAL	BUDGET	UNEXPENDED	PCNT
<u>TRANSPORTATION FACILITY REVENUE</u>					
47-00-7900 INTEREST	.00	.00	19,820.00	19,820.00	.0
47-00-7950 PRINCIPAL PAYMENT	.00	.00	75,000.00	75,000.00	.0
47-00-7975 FEES	500.00	500.00	500.00	.00	100.0
TOTAL TRANSPORTATION FACILITY R	500.00	500.00	95,320.00	94,820.00	.5
TOTAL FUND EXPENDITURES	500.00	500.00	95,320.00	94,820.00	.5
NET REVENUE OVER EXPENDITURES	(498.75)	(498.75)	(5,170.00)	(4,671.25)	(9.7)

VILLAGE OF MAHOMET
 REVENUES WITH COMPARISON TO BUDGET
 FOR THE 1 MONTHS ENDING MAY 31, 2022

DARK FIBER

		PERIOD ACTUAL	YTD ACTUAL	BUDGET	UNEXPENDED	PCNT
<u>DARK FIBER REVENUE</u>						
48-00-4400	INTEREST	.23	.23	2.00	1.77	11.5
	TOTAL DARK FIBER REVENUE	.23	.23	2.00	1.77	11.5
	TOTAL FUND REVENUE	.23	.23	2.00	1.77	11.5

VILLAGE OF MAHOMET
EXPENDITURES WITH COMPARISON TO BUDGET
FOR THE 1 MONTHS ENDING MAY 31, 2022

DARK FIBER

	PERIOD ACTUAL	YTD ACTUAL	BUDGET	UNEXPENDED	PCNT
<u>DARK FIBER REVENUE</u>					
48-00-7120 CONSTRUCTION	.00	.00	15,000.00	15,000.00	.0
TOTAL DARK FIBER REVENUE	.00	.00	15,000.00	15,000.00	.0
TOTAL FUND EXPENDITURES	.00	.00	15,000.00	15,000.00	.0
NET REVENUE OVER EXPENDITURES	.23	.23	(14,998.00)	(14,998.23)	.0

VILLAGE OF MAHOMET
 REVENUES WITH COMPARISON TO BUDGET
 FOR THE 1 MONTHS ENDING MAY 31, 2022

TAX INCREMENT FINANCING

	PERIOD ACTUAL	YTD ACTUAL	BUDGET	UNEXPENDED	PCNT
<u>TIF REVENUE</u>					
49-00-4350 REAL ESTATE TAX	.00	.00	94,907.00	94,907.00	.0
49-00-4400 INTEREST INCOME	.00	.00	25.00	25.00	.0
TOTAL TIF REVENUE	.00	.00	94,932.00	94,932.00	.0
TOTAL FUND REVENUE	.00	.00	94,932.00	94,932.00	.0

VILLAGE OF MAHOMET
 EXPENDITURES WITH COMPARISON TO BUDGET
 FOR THE 1 MONTHS ENDING MAY 31, 2022

TAX INCREMENT FINANCING

		PERIOD ACTUAL	YTD ACTUAL	BUDGET	UNEXPENDED	PCNT
<u>TIF REVENUE</u>						
49-00-7501	MISC	.00	.00	50,000.00	50,000.00	.0
	TOTAL TIF REVENUE	.00	.00	50,000.00	50,000.00	.0
	TOTAL FUND EXPENDITURES	.00	.00	50,000.00	50,000.00	.0
	NET REVENUE OVER EXPENDITURES	.00	.00	44,932.00	44,932.00	.0

VILLAGE OF MAHOMET
REVENUES WITH COMPARISON TO BUDGET
FOR THE 1 MONTHS ENDING MAY 31, 2022


BOND 2021 TIF ISSUE

	PERIOD ACTUAL	YTD ACTUAL	BUDGET	UNEXPENDED	PCNT
<u>2012AB TIF DEBT SERVICE</u>					
50-00-4400 INTEREST INCOME	.00	.00	50.00	50.00	.0
50-00-4900 TRANSFER FROM TIF SERIES 2021	.00	.00	485,050.00	485,050.00	.0
TOTAL 2012AB TIF DEBT SERVICE	.00	.00	485,100.00	485,100.00	.0
TOTAL FUND REVENUE	.00	.00	485,100.00	485,100.00	.0

VILLAGE OF MAHOMET
 EXPENDITURES WITH COMPARISON TO BUDGET
 FOR THE 1 MONTHS ENDING MAY 31, 2022

BOND 2021 TIF ISSUE

	PERIOD ACTUAL	YTD ACTUAL	BUDGET	UNEXPENDED	PCNT
<u>2012AB TIF DEBT SERVICE</u>					
50-00-7900 BOND INTEREST 2021	.00	.00	235,050.00	235,050.00	.0
50-00-7975 BOND FEES FOR 2021	.00	.00	1,000.00	1,000.00	.0
TOTAL 2012AB TIF DEBT SERVICE	.00	.00	236,050.00	236,050.00	.0
TOTAL FUND EXPENDITURES	.00	.00	236,050.00	236,050.00	.0
NET REVENUE OVER EXPENDITURES	.00	.00	249,050.00	249,050.00	.0



Village of Mahomet



503 E. Main Street • P.O. Box 259 • Mahomet, Illinois 61853

Phone: (217) 586-4456 • Fax: (217) 586-5696

www.mahomet-il.gov

www.ChooseMahomet.com

BILLS NOT YET RECEIVED

Mahomet Ace Hardware 6/2022 \$

Automatic Debit

Commerce Bank \$11,455.24

BILLS ALREADY PAID IN MAY

BPC	\$ 75.00
Champaign Co. Dept Plan & Zone	\$ 1395.00
Orkin	\$ 57.00
Unlimited Construction	\$ 300.00
VSP	\$ 392.83

TOTAL AMOUNT OF WARRANTS AS OF 6.16.2022 \$ 920,544.52

CHART OF ACCOUNTS

#01-00	GENERAL CORPORATE
#01-10	POLICE
#01-20	STREETS & ALLEY
#01-30	ADMINISTRATION
#01-40	COMMUNITY DEVELOPMENT
#01-45	ENGINEERING
#01-60	ESDA
#02-00	WATER OPERATIONS
#03-00	WASTEWATER OPERATIONS
#04-00	WASTEWATER CAPITAL IMPROVEMENT
#05-00	WATER CAPITAL IMPROVEMENT
#06-00	WATER/SEWER BOND FUND
#10-00	ECONOMIC DEVELOPMENT
#11-00	RECREATION
#12-00	PARKS
#16-00	MOTOR FUEL TAX
#17-00	IMRF
#18-00	POLICE PENSION
#19-00	SOCIAL SECURITY
#22-00	INSURANCE
#25-00	FORFEITED FUND/FEDERAL
#26-00	FORFEITURE FUND
#27-00	BOND ISSUE
#28-00	UTILITY TAX
#32-00	2012A & 2012B DEBT SERVICE-TIF
#33-00	TIF
#34-00	CRF/VRF
#35-00	TRANSPORTATION SYSTEM/CAPITAL IMPROVEMENT
#37-00	WWTP EXPANSION
#39-00	BOND ISSUE 2003-B
#40-00	E-PAY
#46-00	TRANSPORTATION/CONSTRUCTION
#47-00	TRANSPORTATION BOND
#48-00	FIBER

Report Criteria:

- Detail report.
- Invoices with totals above \$0.00 included.
- Only unpaid invoices included.

Invoice Number	Description	Invoice Date	GL Account and Title	Net Invoice Amount	Amount Paid	Date Paid	Voided
ALTORFER, INC.							
T3882901	FORKLIFT	06/09/2022	34-00-7315 CAPITAL EQUIPMENT PUR	24,750.00	.00		
Total ALTORFER, INC.:				24,750.00	.00		
AMEREN ILLINOIS							
6.2022	WATER	06/10/2022	02-00-7391 UTILITIES	962.72	.00		
6.2022	SEWER	06/10/2022	03-00-7391 UTILITIES	1,972.24	.00		
6.2022	EOSA	06/10/2022	01-60-7391 UTILITIES	.16	.00		
6.2022	POLICE	06/10/2022	01-10-7391 UTILITIES	158.75	.00		
6.2022	RECREATION	06/10/2022	11-00-7391 UTILITIES	42.76	.00		
6.2022	STR/ALLEY	06/10/2022	01-20-7391 UTILITIES	92.53	.00		
6.2022	STRINIGHT LIGHTS	06/10/2022	01-20-7379 STREET LIGHTING	49.67	.00		
6.2022	PARKS	06/10/2022	12-00-7391 UTILITIES	65.01	.00		
6.2022	TRAFF SIG	06/10/2022	16-00-7564 MAINTENANCE - TRAFFIC	20.84	.00		
6.2022	ENG	06/10/2022	01-45-7391 UTILITIES	8.47	.00		
6.2022	ADMIN	06/10/2022	01-30-7391 UTILITIES	44.30	.00		
Total AMEREN ILLINOIS:				3,417.45	.00		
AREA GARBAGE SERVICE							
6.2022	PARKS	06/02/2022	12-00-7391 UTILITIES	69.00	.00		
6.2022 -ADMIN	AbMIN	06/02/2022	01-30-7075 BUILDING MAINT	25.43	.00		
6.2022 -ADMIN	SIA	06/02/2022	01-20-7075 BUILDING MAINT	85.00	.00		
6.2022 -ADMIN	PD	06/02/2022	01-10-7075 BUILDING MAINT	39.08	.00		
6.2022 -ADMIN	WATER	06/02/2022	02-00-7080 BUILDING MAINT/GROUN	46.66	.00		
6.2022 -ADMIN	SEWER	06/02/2022	03-00-7080 BUILDING MAINT/GROUN	237.40	.00		
Total AREA GARBAGE SERVICE:				502.57	.00		
ASHBY, CADE MARKUS							
5/20-6/7	UMPI UMPIRE OFFICIAL	06/09/2022	11-10-7050 CONTRACTED EMPLOYEE	15.00	.00		
6.13.2022	Ump UMPIRE OFFICIAL	06/14/2022	11-10-7050 CONTRACTED EMPLOYEE	15.00	.00		
Total ASHBY, CADE MARKUS:				30.00	.00		
BO BOYKIN ENTERPRISES, LLC							
3414	DRYCLEANING	06/03/2022	01-10-7401 UNIFORMS	155.00	.00		
Total BO BOYKIN ENTERPRISES, LLC:				155.00	.00		
BERNS, CLANCY AND ASS.							
4/30-5/28/2022	SOUTH MAHOMET RD	06/09/2022	33-00-7142 ENGINEERING	7,193.70	.00		
May 31, 2022	GENERAL	05/31/2022	01-40-7145 PLANNING/DEVELOPMEN	582.00	.00		
May 31, 2022	MISC. DEVELOPMENT	05/31/2022	01-40-7145 PLANNING/DEVELOPMEN	2,558.29	.00		
May 31, 2022	HAGE/TRAUTMAN	05/31/2022	01-40-7145 PLANNING/DEVELOPMEN	566.25	.00		
May 31, 2022	DESIGN MANUAL	05/31/2022	01-45-7142 ENGINEERING CONSULT!	360.50	.00		
May 31, 2022	DOWNTOWN	05/31/2022	01-40-7145 PLANNING/DEVELOPMEN	672.50	.00		
May 31, 2022	TIN CUP	05/31/2022	01-40-7145 PLANNING/DEVELOPMEN	738.75	.00		
May 31, 2022	PARKHILL ENT	05/31/2022	01-40-7145 PLANNING/DEVELOPMEN	898.00	.00		
May 31, 2022	COUNTRY OAK	05/31/2022	01-40-7145 PLANNING/DEVELOPMEN	736.83	.00		
May 31, 2022	MEND SUB	05/31/2022	01-40-7142 ENGINEERING	730.25	.00		

Invoice Number	Description	Invoice Date	GL Account and Title	Net Invoice Amount	Amount Paid	Date Paid	Voided
May 31, 2022	BP/BIG FOOT	05/31/2022	01-40-7145 PLANNING/DEVELOPMEN	231.50	.00		
Total BERNS, CLANCY AND ASS.:				15,268.57	.00		
6.13.2022	BLUMENSHINE, ZACHARY JAMES Ump UMPIRE OFFICIAL	06/14/2022	11-10-7050 CONTRACTED EMPLOYEE	15.00	.00		
Total BLUMENSHINE, ZACHARY JAMES				15.00	.00		
5/20-6/7	BOYKIN, CALEB UMPI UMPIRE OFFICIAL	06/09/2022	11-10-7050 CONTRACTED EMPLOYEE	70.00	.00		
B 13.2022	Ump UMPIRE OFFICIAL	06/14/2022	11-10-7050 CONTRACTED EMPLOYEE	20.00	.00		
6.8.2022	TIME UMPIRE OFFICIAL	06/13/2022	11-10-7050 CONTRACTED EMPLOYEE	15.00	.00		
Total BOYKIN, CALEB:				105.00	00		
0519	BROSS, COLLEEN REFUND	05/20/2022	11-10-7410 REFUNDS PAID	75.00	.00		
Total BROSS, COLLEEN:				75.00	.00		
000413	BROWNFIELD SPORTS SUMMER CAMP SHIRTS	06/13/2022	11-10-7212 SUMMER CAMP	322.00	.00		
Total BROWNFIELD SPORTS:				322.00	.DO		
917071886	BSN SPORTS FIELD PAINT	05/18/2022	11-10-7100 FIELD MAINTENANCE	141.98	.00		
917125628	PICKLEBALL NET	06/01/2022	11-00-7201 EQUIPMENT, NEW	384.99	.00		
Total BSN SPORTS:				526.97	.00		
INV13338	CAMPUS COMMUNICATIONS GROUP INTERNET & PHONES	06/01/2022	01-60-7391 UTILITIES	627.25	.00		
Total CAMPUS COMMUNICATIONS GROUP:				627.25	00		
6.1.2022	CHAMPAIGN COUNTY GIS CONSORTIUM ADMIN	06/09/2022	01-30-7300 GIS SERVICES	144.35	.00		
6.1.2022	SEWER	06/09/2022	03-00-7300 GIS SERVICES	144.33	.00		
6.1.2022	CO	06/09/2022	01-40-7300 GIS SERVICES	144.33	.00		
6.1.2022	SA	06/09/2022	01-20-7300 GIS SERVICES	144.33	.00		
6.1.2022	ENG	06/09/2022	01-45-7300 GIS SERVICES	144.33	.00		
6.1.2022	WATER	06/09/2022	02-00-7300 GIS SERVICES	144.33	.00		
6.1.2022	CD	06/09/2022	01-40-7300 GIS SERVICES	617.28	.00		
Total CHAMPAIGN COUNTY GIS CONSORTIUM:				1,483.28	.DO		
15-13-16-231-0	CHAMPAIGN COUNTY TREASURER TAX PAYMENT	05/31/2022	01-30-7345 PROPACQUJSITION/IMPR	178.04	.DO		
Total CHAMPAIGN COUNTY TREASURER:				178.04	.00		
00936883	CHAMPAIGN MULTIMEDIA GROUP AFF AFFIDAVIT FEE	06/01/2022	01-45-7350 PUBLISHING	158.00	00		
303713547	PUBLIC NOTICE - MIDDLETOW	05/18/2022	12-00-7470 CAPITAL IMPROVEMENT	413.60	.00		

Invoice Number	Description	Invoice Date	GL Account and Title	Net Invoice Amount	Amount Paid	Date Paid	Voided
Total CHAMPAIGN MULTIMEDIA GROUP				1,032.00	.00		
CHASTAIN & ASSOCIATES LLC							
8173-04	ORIGNAL CONTRACT	06/15/2022	35-00-7142 ENGINEERING	7,104.21	.00		
Total CHASTAIN & ASSOCIATES LLC:				7,104.21	.00		
CHEMICAL MAINTENANCE, INC,							
S052699	PAPER TOWELS	05/24/2022	01-10-7321 GEN/OFFICE SUPPLIES	44.32	.00		
Total CHEMICAL MAINTENANCE, INC.:				44.32	.00		
CIRBN, LLC							
6.2022	ADMIN	06/02/2022	01-30-7391 UTILITIES	107.99	.00		
6.2022	CD	06/10/2022	01-40-7391 UTILITIES	107.99	.00		
6.2022	S&A	06/02/2022	01-20-7391 UTILITIES	107.98	.00		
6.2022	REC	06/02/2022	11-00-7391 UTILITIES	107.98	.00		
Total CIRBN, LLC:				431.94	.00		
CIRCLE K							
81007923	CAR WASH	05/23/2022	01-10-7454 VEHICLE MAINT,	39.00	.00		
Total CIRCLE K:				39.00	.00		
CORNER FS							
18338	SQUAD 4 CAMSHAFT AND LIFT	05/13/2022	01-10-7454 VEHICLE MAINT.	4,612.92	.00		
18370	SQUAD 6 IGNITION COIL REPLA	05/18/2022	01-10-7454 VEHICLE MAINT.	194.89	.00		
18424	SQUAD 7 ALTERNATOR	05/26/2022	01-10-7454 VEHICLE MAINT.	695.84	.00		
18446	SQUAD 1 DOOR STRAP REPLA	06/01/2022	01-10-7454 VEHICLE MAINT.	142.09	.00		
18478	SQUAD 2 FRONT TIRE	06/10/2022	01-10-7454 VEHICLE MAINT.	42.00	.00		
18522	SQUAD 4 VACUUM PUMP REPL	06/10/2022	01-10-7454 VEHICLE MAINT.	446.60	.00		
Total CORNER FS:				6,134.34	.00		
DAVE PARSONS ELECTRIC							
5.23.2022	Bala ELECTRICAL WORK	06/01/2022	01-30-7075 BUILDING MAINT	82.00	.00		
6.8.2022	ADMIN	06/13/2022	01-30-7075 BUILDING MAINT	276.00	.00		
Total DAVE PARSONS ELECTRIC:				358.00	.00		
OAVIS, STEVEN							
2021 RE Tax R	TAX REBATE	06/13/2022	01-30-7376 TAX REBATE-TAXES	568.99	.00		
Total DAVIS, STEVEN:				568.99	.00		
DOUBLE Y SALES & SERVICE							
86992	TORO MOWER	06/02/2022	34-00-7315 CAPITAL EQUIPMENT PUR	9,296.00	.00		
86993	TIRES	06/14/2022	12-00-7454 VEHICLE MAINTENANCE	500.00	.00		
86993	TWEEL TURF	06/14/2022	12-00-7211 EQUIPMENT MAINT. & REP	250.00	.00		
86993	TWEEL TURF	06/14/2022	11-00-7454 VEHICLE MAINTENANCE	250.00	.00		
Total DOUBLE Y SALES & SERVICE:							

ENGINEERING

10,296.00 00

VILLAGE OF MAHOMET

Payment Approval Report - Board approval

Page: 3

247.25 .00

Invoice Number	Description	Invoice Date	GL Account and Title	Net Invoice Amount	Amount Paid	Date Paid	Voided
Total ENGINEERING & RESEARCH INTERNATIONAL INC.				247.25	.00		
ENVIRONMENTAL SOLUTIONS & SERVICES, INC.							
6.2022 (2)	ENG CLEAN	06/15/2022	01-45-7075 BUILDING MAINTENANCE	205.00	.00		
6.2022 (2)	ADMIN CLEAN	06/15/2022	01-30-7075 BUILDING MAINT	766.00	.00		
6.2022 (2)	PARKS CLEAN	06/15/2022	12-00-7075 BUILDING MAINTENANCE	185.50	.00		
6.2022 (2)	SA CLEAN	06/15/2022	01-20-7075 BUILDING MAINT	185.50	.00		
6.2022 (2)	PD CLEANING	06/15/2022	01-10-7075 BUILDING MAINT	1,012.00	.00		
Total ENVIRONMENTAL SOLUTIONS & SERVICES, INC.:				2,354.00	00		
EVANS, FROEHLICH, BETH & CHAMLEY							
16185	CITY COURT	06/10/2022	01-10-7090 CITY COURT	816.00	00		
6.01.2022	ADMIN LEGAL	06/10/2022	01-30-7314 LEGAL FEES-ADMINISTRA	337.50	.00		
6.01.2022	CD LEGAL	06/10/2022	01-40-7314 LEGAL FEES	337.50	.00		
601.2022	ADMIN LEGAL	06/10/2022	01-30-7314 LEGAL FEES-ADMINISTRA	787.50	.00		
6.01.2022	CD LEGAL	06/10/2022	01-40-7314 LEGAL FEES	517.50	.00		
6.01.2022	CD LEGAL	06/10/2022	01-40-7314 LEGAL FEES	225.00	.00		
6.01.2022	CD LEGAL	06/10/2022	01-40-7314 LEGAL FEES	1,440.00	.00		
6.01.2022	ADMIN LEGAL	06/10/2022	01-30-7314 LEGAL FEES-ADMINISTRA	112.50	00		
6.01.2022	CD LEGAL	06/10/2022	01-40-7314 LEGAL FEES	90.00	00		
6.01.2022	CD LEGAL	06/10/2022	01-40-7314 LEGAL FEES	45.00	.00		
6.01.2022	PD LEGAL	06/10/2022	01-10-7090 CITY COURT	180.00	.00		
6.01.2022	TRANSPORTATION	06/10/2022	01-20-7314 LEGAL FEES	60.00	00		
6.01.2022	WATER	06/10/2022	02-00-7314 LEGAL FEES	60.00	00		
6.01.2022	SEWER	06/10/2022	03-00-7314 LEGAL FEES	60.00	.00		
6.01.2022	ADMIN LEGAL	06/10/2022	01-30-7314 LEGAL FEES-ADMINISTRA	2,250.00	.00		
6.01.2022	CD LEGAL	06/10/2022	01-40-7314 LEGAL FEES	439.52	00		
Total EVANS, FROEHLICH, BETH & CHAMLEY:				7,758.02	.00		
FEUTZ CONTRACTORS, INC.							
<u>SOUTH MAHO</u>	<u>ST-22SMR</u>	06/09/2022	33-00-7120 CONSTRUCTION-OVERS!	536,671.85	.00		
Total FEUTZ CONTRACTORS, INC.:				536,671.85	.00		
FRONTIER							
6.2022	ADMIN	06/09/2022	02-00-7391 UTILITIES	56.43	00		
6.2022	ADMIN	06/09/2022	03-00-7391 UTILITIES	60.69	.00		
6.2022	ADMIN	06/09/2022	03-00-7391 UTILITIES	56.13	00		
6.2022	ADMIN	06/09/2022	03-00-7391 UTILITIES	60.46	.00		
6.2022	ADMIN	06/09/2022	03-00-7391 UTILITIES	60.85	.00		
6.2022	ADMIN	06/09/2022	03-00-7391 UTILITIES	104.72	.00		
6.2022	ADMIN	06/09/2022	02-00-7391 UTILITIES	173.05	00		
6.2022	ADMIN	06/09/2022	03-00-7391 UTILITIES	173.05	00		
6.2022	ADMIN	06/09/2022	01-45-7391 UTILITIES	113.07	00		
6.2022	ADMIN	06/09/2022	01-30-7391 UTILITIES	113.07	.00		
6.2022	ADMIN	06/09/2022	01-40-7391 UTILITIES	113.06	00		
6.2022	ADMIN	06/09/2022	02-00-7391 UTILITIES	56.13	00		
6.2022	ADMIN	06/09/2022	01-60-7391 UTILITIES	170.56	00		
6.2022	ADMIN	06/09/2022	02-00-7391 UTILITIES	56.15	00		
Total FRONTIER:							
GFI DIGITAL, INC. 2247759 INK							

	1		42	00
	,			
	3			
	6			
06/01/2022	01-30-7211	EQUIPMENT MAINT & REP	362.34	00
	.			

Invoice Number	Description	Invoice Date	GL Account and Title	Net Invoice Amount	Amount Paid	Date Paid	Voided
2247780	COPIER	06/01/2022	01-20-7322 OFFICE SUPPLIES	51.20	.00		
2261606	COLOR	06/15/2022	01-40-7322 OFFICE SUPPLIES	44.01	.00		
Total GFI DIGITAL, INC.:				457.55	.00		
GREENBERGER, BART							
W/S REFUND	REFUND	06/09/2022	02-00-4700 MISCELLANEOUS	395.25	.00		
Total GREENBERGER, BART:				395.25	.00		
GROFF, GAVIN M.							
W/S REFUND	W/S REFUND	06/02/2022	02-00-4700 MISCELLANEOUS	53.64	.00		
Total GROFF, GAVIN M.:				53.64	.00		
GUNTHER SALT COMPANY							
432685	WATER ROCK SALT	05/20/2022	02-00-7100 CHEMICALS	3,503.45	.00		
432686	WATER ROCK SALT	05/20/2022	02-00-7100 CHEMICALS	3,598.48	.00		
Total GUNTHER SALT COMPANY:				7,101.93	.00		
HARRELL, ETHAN							
5/20-6/7	UMPI UMPIRE OFFICIAL	06/09/2022	11-10-7050 CONTRACTED EMPLOYEE	37.50	.00		
Total HARRI:LL, ETHAN:				37.50	.00		
HASTY AWARDS, INC,							
05222851	BASEBALL AWARDS	06/08/2022	11-10-7130 BASEBALL-YOUTH	460.00	.00		
05222851	BASEBALL AWARDS	06/08/2022	11-10-7170 SOFTBALL-YOUTH	451.13	.00		
05222851	BASEBALL AWARDS	06/08/2022	11-10-7195 T-BALL	200.00	.00		
Total HASTY AWARDS, INC.:				1,111.13	.00		
HEALTH ALLIANCE							
6.2022 Covera	HEALTH INS	06/14/2022	01-00-2050 WITHHELD HI, VISION,DE	34,133.76	.00		
Total HEALTH ALLIANCE:				34,133.76	.00		
HINSHAW & CULBERTSON							
12186585 Final	LEGALFEE/1006212	06/14/2022	33-00-7314 LEGAL	5,610.00	.00		
Total HINSHAW & CULBERTSON:				5,610.00	.00		
HOUCHIN, CLAYTON W.							
6.7.2022 Umpir	UMPIRE OFFICIAL	06/09/2022	11-10-7050 CONTRACTED EMPLOYEE	40.00	.00		
Total HOUCHIN, CLAYTON W.:				40.00	.00		
ILLINI F. S. INC							
3012563	PD FUEL	06/13/2022	01-10-7451 VEHICLE FUEL	726.68	.00		
3012563	SA FUEL	06/13/2022	01-20-7451 VEHICLE & EQUIPMENT F	22.57	.00		
3012563	ADMIN FUEL	06/13/2022	01-30-7451 VEHICLE FUEL	7.90	.00		
3012563	CD FUEL	06/13/2022	01-40-7451 VEHICLE FUEL	20.31	.00		
3012563	ENG FUEL	06/13/2022	01-45-7451 VEHICLE FUEL	14.67	.00		
3012563	WATER FUEL	06/13/2022	02-00-7451 VEHICLE FUEL	109.45	.00		
3012563	SEWER FUEL	06/13/2022	03-00-7451 VEHICLE FUEL	109.45	.00		
3012563	REC FUEL	06/13/2022	11-00-7451 VEHICLE FUEL	28.21	.00		

Invoice Number	Description	Invoice Date	GL Account and Title	Net Invoice Amount	Amount Paid	Date Paid	Voided
3012563	PARKS FUEL	06/13/2022	12-00-7451 VEHICLE FUEL	89.14	.00		
3012606	SA FUEL	06/13/2022	01-20-7451 VEHICLE & EQUIPMENTF	734.95	.00		
3012607	SA FUEL	06/13/2022	01-20-7451 VEHICLE & EQUIPMENTF	363.98	.00		
3012629	PD FUEL	06/13/2022	01-10-7451 VEHICLE FUEL	1,262.94	.00		
3012629	SA FUEL	06/13/2022	01-20-7451 VEHICLE & EQUIPMENT F	39.22	.00		
3012629	ADMIN FUEL	06/13/2022	01-30-7451 VEHICLE FUEL	13.73	.00		
3012629	CD FUEL	06/13/2022	01-40-7451 VEHICLE FUEL	35.30	.00		
3012629	ENG FUEL	06/13/2022	01-45-7451 VEHICLE FUEL	25.49	.00		
3012629	WATER FUEL	06/13/2022	02-00-7451 VEHICLE FUEL	190.22	.00		
3012629	SEWER FUEL	06/13/2022	03-00-7451 VEHICLE FUEL	190.22	.00		
3012629	REC FUEL	06/13/2022	11-00-7451 VEHICLE FUEL	49.03	.00		
3012629	PARKS FUEL	06/13/2022	12-00-7451 VEHICLE FUEL	154.93	.00		
3012687	PD FUEL	06/13/2022	01-10-7451 VEHICLE FUEL	287.31	.00		
3012687	SA FUEL	06/13/2022	01-20-7451 VEHICLE & EQUIPMENTF	8.92	.00		
3012687	ADMIN FUEL	06/13/2022	01-30-7451 VEHICLE FUEL	3.12	.00		
3012687	CD FUEL	06/13/2022	01-40-7451 VEHICLE FUEL	8.03	.00		
3012687	ENG FUEL	06/13/2022	01-45-7451 VEHICLE FUEL	5.80	.00		
3012687	WATER FUEL	06/13/2022	02-00-7451 VEHICLE FUEL	43.28	.00		
3012687	SEWER FUEL	06/13/2022	03-00-7451 VEHICLE FUEL	43.28	.00		
3012687	REC FUEL	06/13/2022	11-00-7451 VEHICLE FUEL	11.15	.00		
3012687	PARKS FUEL	06/13/2022	12-00-7451 VEHICLE FUEL	35.25	.00		
Total ILUNI F. s. INC:				<u>4,634.53</u>	<u>.00</u>		
ILLINOIS PORTABLE TOILETS							
52464	PORTABLE TOILETS	06/09/2022	11-10-7420 RENTALS	164.00	.00		
52465	PORTABLE TOILETS	06/09/2022	11-10-7420 RENTALS	99.00	.00		
52466	PORTABLE TOILETS	06/09/2022	11-10-7420 RENTALS	<u>164.00</u>	<u>.00</u>		
Total ILLINOIS PORTABLE TOILETS:				<u>427.00</u>	<u>.00</u>		
IMCO UTILITY SUPPLY							
2066936-00	CURB BOXES, WOOD SHIMS	05/20/2022	02-00-7130 DISTRIBUTION COST	<u>277.75</u>	<u>.00</u>		
Total IMCO UTILITY SUPPLY:				<u>277.75</u>	<u>.00</u>		
JACKSON EDWARD TRIMBLE							
5120-6/7	UMPI UMPIRE OFFICIAL	06/09/2022	11-10-7050 CONTRACTED EMPLOYEE	<u>30.00</u>	<u>.00</u>		
Total JACKSON EDWARD TRIMBLE:				<u>30.00</u>	<u>.00</u>		
JOHN DEERE FINANCIAL							
6.2022	SPRAYER PARTS	06/13/2022	12-00-7211 EQUIPMENT MAINT. & REP	107.72	.00		
6.2022	UNIFORMS	06/13/2022	01-20-7401 UNIFORMS	349.84	.00		
6.2022	SHOP SUPPLIES	06/13/2022	02-00-7211 EQUIPMENT MAINT & REP	<u>357.37</u>	<u>.00</u>		
Total JOHN DEERE FINANCIAL:				<u>814.93</u>	<u>.00</u>		
KIRCHNER BUILDING CENTERS							
193283	GALAN SUPPLIES	06/09/2022	01-30-7075 BUILDING MAINT	<u>53.32</u>	<u>.00</u>		
Total KIRCHNER BUILDING CENTERS				<u>53.32</u>	<u>.00</u>		
KNAPP, BRENDA							
5/20-6/7	UMPI KNAPP UMPIRE	06/09/2022	11-10-7050 CONTRACTED EMPLOYEE	120.00	.00		
6.9.2022	Umplr UMPIRE KNAPP	06/14/2022	11-10-7050 CONTRACTED EMPLOYEE	30.00	.00		

Invoice Number	Description	Invoice Date	GL Account and Title	Net Invoice Amount	Amount Paid	Date Paid	Voided
Total KNAPP, BRENDA:				150.00	.00		
LOWE'S COMPANIES, INC.							
6.2022	REC DEPT	06/14/2022	11-20-7211 EQUIPMENT MAINTENAN	414.05	.00		
6.2022	REFRIDG 13 ACRES	06/14/2022	11-00-7201 EQUIPMENT, NEW	250.00	.00		
Total LOWE'S COMPANIES, INC.:				664.05	.00		
MAHOMET ACE HARDWARE							
06/02/22	WEED KILLER, MISC	06/02/2022	01-10-7075 BUILDING MAINT	64.38	.00		
5.2022 -Partial	ADMIN	06/14/2022	01-10-7075 BUILDING MAINT	146.36	.00		
5.2022 -Partial	PARKS	06/14/2022	12-00-7201 EQUIPMENT/MATERIALS-	54.43	.00		
5.2022 -Partial	WATER/SEWER	06/14/2022	03-00-7375 SHOP SUPPLIES	80.62	.00		
5.2022 -Partial	WATER/SEWER	06/14/2022	02-00-7375 SHOP SUPPLIES	80.61	.00		
6.2022 Partial	WATER	06/14/2022	03-00-7211 EQUIPMENT MAINT. & REP	65.99	.00		
6.2022 Partial	SEWER	06/14/2022	02-00-7375 SHOP SUPPLIES	65.99	.00		
6.2022 Partial	TRANSPORTATION	06/14/2022	01-20-7130 DRAINAGE	117.54	.00		
6.2022 Partial	TRANSPORTATION	06/14/2022	01-20-7375 SHOP SUPPLIES	32.17	.00		
6.2022 Partlal	PARKS	06/14/2022	12-00-7201 EQUIPMENT/MATERIALS-	69.30	.00		
Total MAHOMET ACE HARDWARE:				777.41	.00		
MAHOMET CAR CONNECTION, INC.							
24585	TRUCK SERVICE	06/01/2022	03-00-7454 VEHICLE MAINTENANCE	87.33	.00		
Total MAHOMET CAR CONNECTION, INC.:				87.33	.00		
MAHOMET LANDSCAPES							
62303042	TREE REMOVAL	06/01/2022	01-20-7385 FORESTRY SERVICE	1,250.00	.00		
62303216	TREE PRUNING	06/13/2022	12-00-7610 TREE PROGRAM	200.00	.00		
Total MAHOMET LANDSCAPES:				1,450.00	.00		
MAHOMET SMALL ENGINE							
31164	STRING TRIMMER	06/09/2022	01-20-7211 EQUIPMENT & VEHICLE M	12.99	.00		
31185	AUTOCUTS	06/02/2022	01-20-7211 EQUIPMENT & VEHICLE M	24.99	.00		
31185	SAFETY SUNGLASSES	06/02/2022	01-20-7375 SHOP SUPPLIES	18.36	.00		
34112 -CORRE	STRING TRIMMER	06/09/2022	01-20-7201 EQUIPMENT NEW	445.49	.00		
Total MAHOMET SMALL ENGINE:				501.83	.00		
MAHOMET WATER/SEWER							
06/01/2022	WATER AND SEWER	06/01/2022	01-10-7391 UTILITIES	37.58	.00		
6.2022	POLICE SHED	06/14/2022	01-10-7391 UTILITIES	12.83	.00		
6.2022 -13 AC	13 ACRES	06/14/2022	12-00-7391 UTILITIES	8.00	.00		
6.2022 ADMIN	WATER	06/14/2022	01-30-7391 UTILITIES	28.32	.00		
6.2022 ADMIN	SEWER	06/14/2022	01-40-7391 UTILITIES	28.33	.00		
6.2022 Bridal L	BRIDAL LEASH 1	06/14/2022	12-00-7391 UTILITIES	18.30	.00		
6.2022 BRIDAL	BRIDAL LEASH 2	06/14/2022	12-00-7391 UTILITIES	11.00	.00		
6.2022 DOWEL	DOWELL PARK	06/14/2022	02-00-7391 UTILITIES	5.00	.00		
6.2022 MAINT	ADMIN	06/14/2022	01-20-7391 UTILITIES	6.97	.00		
6.2022 MAINT	ADMIN	08/14/2022	02-00-7391 UTILITIES	6.97	.00		
6.2022 MAINT	ADMIN	06/14/2022	03-00-7391 UTILITIES	6.96	.00		
6.2022 MCDO	MCDOUGAL RD	08/14/2022	12-00-7391 UTILITIES	10.00	.00		
6.2022 MCDO	MCDOUGAL #2	06/14/2022	12-00-7391 UTILITIES	20.00	.00		
6.2022 While H	WHITE HOUSE	06/14/2022	01-45-7391 UTILITIES	12.83	.00		

Invoice Number	Description	Invoice Date	GL Account and Title	Net Invoice Amount	Amount Paid	Date Paid	Voided
Total MAHOMET WATER/SEWER:				213.09	.00		
MALVESTUTO, TRACY							
WIS REFUND	WIS REFUND	0610312022	02-00-4700 MISCELLANEOUS	68.60	.00		
Total MALVESTUTO, TRACY:				68.60	.00		
MARTIN EQUIPMENT, INC.							
639683	BACKHOE	06/02/2022	01-20-7211 EQUIPMENT & VEHICLE M	846.61	.00		
639685	BACKHOE	06/02/2022	01-20-7211 EQUIPMENT & VEHICLE M	311.33	.00		
639741	EQUIPMENT MAINTENANCE	0611412022	01-20-7211 EQUIPMENT & VEHICLE M	191.38	.00		
Total MARTIN EQUIPMENT, INC.:				1,349.32	.00		
MAY, WILLIAM							
2021 Real Esta	TAX REBATE	0610612022	01-30-7376 TAX REBATE-TAXES	227.99	.00		
Total MAY, WILLIAM:				227.99	.00		
MCCORMICK HEATING & AIR CONDITIONING							
161612	SOUTH AC UNIT	0512712022	01-10-7075 BUILDING MAINT	449.50	.00		
Total MCCORMICK HEATING & AIR CONDITIONING:				449.50	.00		
MCKINNEY, KAYLA ANN							
5/20-6/7	UMPI UMPIRE OFFICIAL	06/09/2022	11-10-7050 CONTRACTED EMPLOYEE	22.60	.00		
Total MCKINNEY, KAYLA ANN:				22.50	.00		
MCS OF ICE TECHNOLOGIES							
01-695184	MICROSOFT EXCHANGE PLAN	06/01/2022	01-10-7330 COMPUTER LIC./SUPPOR	97.00	.00		
01-695241	MANAGED SERVICES	06/01/2022	01-10-7330 COMPUTER LIC./SUPPOR	1,081.50	.00		
Total MCS OFFICE TECHNOLOGIES:				1,178.50	.00		
MDF							
68490	WTR FOUNTAIN REPA	06/02/2022	02-00-7211 EQUIPMENT MAINT. & REP	135.00	.00		
Total MDF:				135.00	.00		
MEDIACOM LLC							
7.2022	REC DEPT	0611512022	11-00-7391 UTILITIES	72.07	.00		
7.2022	PARK DEPT	06/15/2022	12-00-7391 UTILITIES	72.07	.00		
7.2022	SA DEPT	06/15/2022	01-20-7391 UTILITIES	144.13	.00		
Total MEDIACOM LLC:				288.27	.00		
MENARDS							
34437	DOOR FOR CONCESSION	06/02/2022	12-00-7075 BUILDING MAINTENANCE	464.94	.00		
Total MENARDS				404.94	.00		
METROPOLITAN INDUSTRIES, INC.							
INV039009	STANDPIPE PLC PROGRAMMIN	0512012022	02-00-7456 WATER SYSTEM MAINT	1,230.00	.00		

Invoice Number	Description	Invoice Date	GL Account and Title	Net Invoice Amount	Amount Paid	Date Paid	Voided
Total METROPOLITAN INDUSTRIES, INC.:				1,230.00	.00		
MIDSTATE EXCAVATION INC							
1759 Barber P	EXCAVATION CONCRt:TE WOR	06/13/2022	12-00-7470 CAPITAL IMPROVEMENT	84,550.00	.00		
Total MIOSTATE EXCAVATION INC:				84,550.00	.00		
MIDWEST CONSTRUCTION RENTALS #1							
169179-2 BAL	RENTAL	06/09/2022	03-00-7232 EQUIPMENT RENTAL	47.75	.00		
Total MIDWEST CONSTRUCTION RENTALS #1:				47.75	.00		
MIDWEST CONSTRUCTION RENTALS #2							
169179-2	RAIN JACKETS/BRUSH	06/03/2022	01-20-7375 SHOP SUPPLIES	117.75	.00		
Total MIDWEST CONSTRUCTION RENTALS #2:				117.75	.00		
MTI DISTRIBUTING, INC.							
1344506-00	TORO MOWER MAINT PARTS	06/01/2022	01-20-7211 EQUIPMENT & VEHICLE M	122.09	.00		
Total MTI DISTRIBUTING, INC.:				122.09	.00		
MTK TECHNOLOGIES, INC.							
26945	ADMIN	06/10/2022	01-30-7201 EQUIPMENT NEW	1,490.00	.00		
27015	ADMIN	06/10/2022	01-30-7130 COMPUTER SUPPORT/IT	635.82	.00		
27015	ADMIN BOARD	06/10/2022	01-30-7115 BOARD EXPENSES	110.33	.00		
27015	COMM DEV	06/10/2022	01-40-7130 COMPUTER SUPPORT/IT	316.39	.00		
27015	ENG	06/10/2022	01-45-7130 COMPUTER SUPPORT/IT	73.34	.00		
27015	PARKS	06/10/2022	12-00-7120 COMPUTER SUPPORT/IT	107.86	.00		
27015	REC	06/10/2022	11-00-7120 COMPUTER SUPPORT/IT	107.86	.00		
27015	TRANS	06/10/2022	01-20-7120 COMPUTER SUPPORT/IT	87.68	.00		
27015	WATER	06/10/2022	02-00-7120 COMPUTER SUPPORT/IT	102.86	.00		
27015	SEWER	06/10/2022	03-00-7120 COMPUTER SUPPORT/IT	102.86	.00		
Total MTK TECHNOLOGIES, INC.:				3,135.00	.00		
MUNICIPAL ELECTRONICS							
068969	RADAR CERT	05/20/2022	01-10-7211 EQUIP. MAINT. & REPAIR	75.00	.00		
Total MUNICIPAL ELECTRONICS:				75.00	.00		
NORFOLK SOUTHERN RAILWAY CO							
92632401	F-07051 S. MAHOMET RD	06/02/2022	33-00-7142 ENGINEERING	1,858.78	.00		
Total NORFOLK SOUTHERN RAILWAY CO:				1,858.78	.00		
OPEN ROAD ASPHALT COMPANY LLC							
STATEMENT 6.	CLO MIX	06/02/2022	01-20-7361 STREET/SIDEWALK REPAI	1,197.15	.00		
Total OPEN ROAD ASPHALT COMPANY LLC:				1,197.15	.00		
ORKIN PEST CONTROL							
228615645	ORKIN	06/02/2022	01-10-7075 BUILDING MAINT	114.00	.00		
Total ORKIN PEST CONTROL:				114.00	.00		

Invoice Number	Description	Invoice Date	GL Account and Title	Net Invoice Amount	Amount Paid	Date Paid	Voided
PETTY CASH							
5.25.2022	ISPE LUNCH	06/02/2022	01-45-7371 SCHOOLS!TRAINING/TRA	10.00	.00		
Total PETTY CASH:				10.00	.00		
QU/VEY, JULIE L.							
2021 Tax Bill In	TAX REBATE	06/06/2022	01-30-7376 TAX REBATE-TAXES	307.70	.00		
Total QUIVEY, JULIE L.:				307.70	.00		
RAY O'HERRON CO.,INC.							
2192836	ALFONSO VEST	05/05/2022	01-10-7401 UNIFORMS	1,318.60	.00		
2194044	BROWN NAME BAR	05/11/2022	01-10-7356 RECRUITMENT/HIRING	34.47	.00		
2199056	GOODWIN VEST CARRIER	06/06/2022	01-10-7401 UNIFORMS	120.87	.00		
2199598	EMILY VEST MOLLE, ID TAGS	06/08/2022	01-10-7401 UNIFORMS	312.71	.00		
Total RAY O'HERRON CO.,INC.:				1,788.65	.00		
ROCK, JORDAN							
Adult Fitness 6.	ADULT FIT	06/14/2022	11-10-7060 CONTRACTED EMPLOYEE	98.00	.00		
Total ROCK, JORDAN:				98.00	.00		
ROSE, GREGG							
2021 RE Tax R	TAX REBATE	06/07/2022	01-30-7376 TAX REBATE-TAXES	523.09	.00		
2021 RE Tax R	TAX REBATE	06/07/2022	01-30-7376 TAX REBATE-TAXES	122.72	.00		
Total ROSE, GREGG:				645.81	.00		
ROSE, JACK							
5/20-6/7 UMPI	OFFICIAL	06/09/2022	11-10-7050 CONTRACTED EMPLOYEE	15.00	.00		
Total ROSE, JACK:				15.00	.00		
SANGAMON ON MAIN LLC							
7.2022 Lease p	GYM LEASE	06/06/2022	11-10-7420 RENTALS	2,250.00	.00		
Total SANGAMON ON MAIN LLC:				2,250.00	.00		
SANGAMON VALLEY PUBLIC WATER DISTRICT							
6.2022	ADMIN	06/02/2022	12-00-7391 UTILITIES	18.29	.00		
6.2022	ADMIN	06/02/2022	01-20-7391 UTILITIES	18.29	.00		
Total SANGAMON VALLEY PUBLIC WATER DISTRICT:				36.58	.00		
SAVENER, KIRBY DALTON							
5/20-6/7 UMPI	UMPIRE OFFICIAL	06/09/2022	11-10-7050 CONTRACTED EMPLOYEE	15.00	.00		
6.13.2022 Ump	UMPIRE OFFICIAL	06/14/2022	11-10-7050 CONTRACTED EMPLOYEE	15.00	.00		
Total SAVENER, KIRBY DALTON:				30.00	.00		
SCHOONOVER SEWER SERVICE							
187044	1501 RIVER BLUFF CT	06/13/2022	01-45-7142 ENGINEERING CONSULT!	605.00	.00		
Total SCHOONOVER SEWER SERVICE-				605.00	.00		

Invoice Number	Description	Invoice Date	GL Account and Title	Net Invoice Amount	Amount Paid	Date Paid	Voided
SCHOUDEL, JACOB BRIAN							
5120-6/7	UMPI UMPIRE OFFICIAL	06/09/2022	11-10-7050 CONTRACTED EMPLOYEE	15.00	.00		
Total SCHOUDEL, JACOB BRIAN				15.00	.00		
SHERWIN-WILLIAMS, INC,							
2985-8	PAINTER PARTS	06/02/2022	12-00-7211 EQUIPMENT MAINT. & REP	102.02	.00		
Total SHERWIN-WILLIAMS, INC.:				102,02	.00		
SITE ONE LANDSCAPE SUPPLY LLC							
119846665-001	STRAW MATS	06/02/2022	01-20-7130 DRAINAGE	228,73	.00		
Total SITE ONE LANDSCAPE SUPPLY LLC:				228.73	.00		
SORENSEN, CLARK							
5/20-6/7	UMPI SORENSEN UMPIRE	06/09/2022	11-10-7050 CONTRACTED EMPLOYEE	180.00	.00		
6.13.2022	Ump UMPIRE SORENSEN	06/14/2022	11-10-7050 CONTRACTED EMPLOYEE	60.00	.00		
Total SORENSEN, CLARK:				240,00	.00		
SPRING GREEN							
6/1/2022	LAWN SERVICE	06/01/2022	01-10-7075 BUILDING MAINT	114.25	00		
Total SPRING GREEN:				114.25	.00		
STEPHENS, GEORGE CHASE							
5120-6/7	UMP! UMPIRE OFFICIAL	06/09/2022	11-10-7050 CONTRACTED EMPLOYEE	50.00	.00		
6.13.2022	Ump UMPIRE OFFICIAL	06/14/2022	11-10-7050 CONTRACTED EMPLOYEE	15.00	.00		
6.8.2022	TIME UMPIRE OFFICIAL	06/13/2022	11-10-7050 CONTRACTED EMPLOYEE	15.00	.00		
Total STEPHENS, GEORGE CHASE:				80,00	.00		
SUNSET LANDSCAPING AND TREES, ING,							
2022-265	TREES	06/01/2022	03-00-7080 BUILDING MAINT/GROUN	270.00	.00		
Total SUNSET LANDSCAPING AND TREES, INC.:				270.00	.00		
TEPPER ELECTRIC							
1003-1053126	ADMIN BLDG	05/18/2022	01-30-7075 BUILDING MAINT	786.50	.00		
1003-1053391	ADMIN BLDG	05/18/2022	01-30-7075 BUILDING MAINT	120.00	.00		
1003-1053853	ADMIN BLDG	06/01/2022	01-30-7075 BUILDING MAINT	253.14	.00		
1003-1054179	ADMIN BLDG	06/01/2022	01-30-7075 BUILDING MAINT	630.50	.00		
1003-1054484	ADMIN BLDG	06/02/2022	01-30-7075 BUILDING MAINT	156.00	.00		
1003-1054485	ADMIN BLDG	06/02/2022	01-30-7075 BUILDING MAINT	19.84	.00		
1003-1054797	ADMIN BLDG	06/02/2022	01-30-7075 BUILDING MAINT	183.21	.00		
1003-1055155	ADMIN BLDG	06/02/2022	01-30-7075 BUILDING MAINT	694.30	.00		
Total TEPPER ELECTRIC:				1,270,49	.00		
UEBELHOER, MIKE A,							
5/20-6/7	UMPI UMPIRE OFFICIAL	06/09/2022	11-10-7050 CONTRACTED EMPLOYEE	20,00	00		
6.8.2022	TIME UMPIRE OFFICIAL	06/13/2022	11-10-7050 CONTRACTED EMPLOYEE	15,00	.00		
Total UEBELHOER, MIKE A.:				35.00	.00		

Invoice Number	Description	Invoice Date	GL Account and Title	Net Invoice Amount	Amount Paid	Date Paid	Voided
UNITED STATES POST OFFICE							
2022 Box Rent	PO BOX RENTAL	06/02/2022	01-30-7341 POSTAGE:	130.00	.00		
Total UNITED STATES POST OFFICE:				130.00	.00		
UNIVERSITY OF ILLINOIS							
UPI10995	PISTOL OPTICS OPERATOR TR	05/17/2022	01-10-7371 SCHOOLS#fRAJNINGITRA	200.00	.00		
Total UNIVERSITY OF ILUNOIS:				200.00	.00		
UPS							
0000Y8V67521	COLIFORM TESTING	06/02/2022	02-00-7315 LAB FEES	23.66	.00		
Total UPS:				23.66	.00		
VERIZON WIRELESS							
6.2022 #99078	2172781526	06/13/2022	03-00-7211 EQUIPMENT MAINT. & REP	36.07	.00		
6.2022 #99078	2176210407	06/13/2022	01-10-7201 EQUIPMENT - NEW	42.32	.00		
6.2022 #99078	2176212602	06/13/2022	01-30-7391 UTILITIES	42.32	.00		
6.2022 #99078	2179910455	06/13/2022	01-10-7201 EQUIPMENT - NEW	42.32	.00		
6.2022 #99078	2177290208	06/13/2022	12-00-7201 EQUIPMENT/MATERIALS-	36.01	.00		
6.2022 #99078	2177290206	06/13/2022	01-40-7212 EQUIPMENT/rOOLS	36.01	.00		
6.2022 #99078	2176219186	06/13/2022	01-40-7212 EQUIPMENT/fOOLS	52.32	.00		
6.2022 #99078	2176217473	06/13/2022	02-00-7211 EQUIPMENT MAINT. & REP	42.32	.00		
6.2022 #99078	2176210583	06/13/2022	02-00-7391 UTILITIES	1.71	.00		
6.2022 #99078	2176218178	06/13/2022	01-10-7391 UTILITIES	1.71	.00		
6.2022 #99078	2176212614	06/13/2022	01-60-7391 UTILITIES	4.61	.00		
9906899183	MDC CONNECTIONS	05/19/2022	01-10-7331 METCAD	392.80	.00		
Total VERIZON WIRELESS:				730.52	.00		
VILLAGE OF RANTOUL							
June 07, 2022	METRO DUES	06/07/2022	01-10-7371 SCHOOLS#fRAINING/TRA	3,100.00	.00		
Total VILLAGE OF RANTOUL:				3,100.00	.00		
WALDINGER, JACOB							
5/20-6/7 UMP1	UMPIRE OFFICIAL	06/09/2022	11-10-7050 CONTRACTED EMPLOYEE	20.00	.00		
6.13.2022 Ump	UMPIRE OFFICIAL	06/14/2022	11-10-7050 CONTRACTED EMPLOYEE	20.00	.00		
Total WALDINGER, JACOB:				40.00	.00		
WATER SOLUTIONS UNLIMITED							
103234	BLENDED PHOSPHATE	05/20/2022	02-00-7100 CHEMICALS	1,917.00	.00		
Total WATER SOLUTIONS UNLIMITED:				1,917.00	.00		
WEINMANN'S CULLIGAN							
05/31/2022	DRINKING WATER	05/31/2022	01-10-7321 GEN/OFFICE SUPPLIES	59.60	.00		
Total WEINMANN'S CULLIGAN:				59.60	.00		
WILCOXON, SADIE KAY							
5/20-6/7 UMPI	UMPIRE OFFICIAL	06/09/2022	11-10-7050 CONTRACTED EMPLOYEE	15.00	.00		
Total WILCOXON, SADIE KAY:				15.00	.00		

Invoice Number	Description	Invoice Date	GL Account and Title	Net Invoice Amount	Amount Paid	Date Paid	Voided
WRIGHT, VALERIE							
April-June	Yog YOGA	06/14/2022	11-10-7060 CONTRACTED EMPLOYEE	1,005.90	.00		
Total WRIGHT, VALERIE:				1,005.90	.00		
YONG'S EMBROIDERY, INC.							
5/2312022	BROWN AND GOODWIN EMBR	05/23/2022	01-10-7401 UNIFORMS	230.00	.00		
Total YONG'S EMBROIDERY, INC.:				230.00	.00		
ZIONS BANK							
Series 2020 Int	INTEREST	06/01/2022	47-00-7900 INTEREST	9,910.00	.00		
Series 2021 Int	INTEREST	06/01/2022	50-00-7900 BOND INTEREST 2021	117,525.00	.00		
Total ZIONS BANK:				127,435.00	.00		
Grand Totals:				920,544.52	.00		

Report Criteria:

- Detail report.
- Invoices with totals above \$0.00 included.
- Only unpaid Invoices included.



RESOLUTION 22-06-

**A RESOLUTION ACCEPTING THE ANNUAL TREASURER'S REPORT FOR
FISCAL YEAR ENDING APRIL 30, 2021**

VILLAGE OF MAHOMET, CHAMPAIGN COUNTY, ILLINOIS

NOW, THEREFORE, BE IT RESOLVED, PASSED, AND APPROVED, this 28th day of June 2022 by the Board of Trustees of the Village of Mahomet that:

1. The Annual Treasurer's Report required pursuant to 65 ILCS 5/3.1-35-65 through 5/3. 1-35-80, a copy of which is attached hereto and made a part hereof, is hereby approved.
2. The Village Treasurer is normally directed to file said report with the Village Clerk prior to October 31, 2021. However, the FY2021 Annual Audit was not received until February 2022 due to COVID-19 related staffing shortages and issues with the contracted accounting firm. As a result, the filing has been delayed until June 28, 2022.
3. The Village Clerk is hereby directed to certify said report as true and correct and cause its publication in the local newspaper one time after June 28, 2022.
4. The Village Treasurer is hereby directed to place said report and Village Clerk's affidavit identified in Section 3 above on file with the Champaign County Clerk and the Champaign County Treasurer after its approval June 28, 2022

Sean M. Widener, Village President
Board of Trustees
Village of Mahomet

Attest:

Amanda Andersen, Village Clerk



VILLAGE OF MAHOMET

ANNUAL TREASURER'S REPORT

FOR PERIOD ENDING 4/30/2021

REVENUE SUMMARY: BOND PROCEEDS 8,500,272.84 ♦ CANNABIS – 6,865.90 ♦ CITY COURT \$3,200.00 ♦ DEVELOPER PAYMENTS 350,000.00 ♦ FRANCHISE/MAINTENANCE FEE 390,449.67 ♦ GRANT INCOME 283,066.23 ♦ ILLINOIS SALES TAX 828,053.22 ♦ INCOME TAX 962,953.08 ♦ INTEREST/INVESTMENT INCOME 408.81 ♦ LIQUOR LICENSE FEE 19,653.00 ♦ MISC. INCOME 433,381.23 ♦ MOTEL TAX 3,452.09 ♦ MOTOR FULE TAX 166,569.75 ♦ PARKS/RECREATION 119,499.75 ♦ PERMIT, LICENSE, FEES & FINES 104,898.42 ♦ REAL ESTATE TAX 4,257,856.87 ♦ REIMBURSEMENT- SRO 80,344.56 ♦ REPLACEMENT TAX 6,708.13 ♦ SIMPLIFIED TELECOM TAX 97,748.65 ♦ USE TAX 375,559.05 ♦ VIDEO GAMING TAX 27,367.63 ♦ W/S APPLICATOINS, BILLINGS, EXTENSIONS, CONNECTIONS 2,748,665.23 ♦ - TOTAL REVENUES: \$19,766,974.11

EXPENDITURE SUMMARY: 1000 CHURCHILL ROAD LLC 2,763.49 ♦ ACCELA, INC. 4,404.27 ♦ AHW LLC. 2,583.15 ♦ ALTORFER, INC. 3,689.40 ♦ AMEREN ILLINOIS 212,436.98 ♦ AMERICAN LEGAL PUBLISHING CORPORATION 4,097.70 ♦ ANDERSON'S OUTDOOR SPORTS & TURF, LLC 5,400.15 ♦ AREA GARBAGE SERVICE 5,706.52 ♦ ATLAS INTEGRATED 11,155.00 ♦ BENDSEN SIGNS & GRAPHICS, INC. 22,036.00 ♦ BERNS, CLANCY AND ASS. 267,936.91 ♦ BKB ENGINEERING CO., INC. 3,937.50 ♦ BROWNFIELD SPORTS 6,187.25 ♦ BROWNLEE DATA SYSTEMS 2,520.00 ♦ BUSEY BANK 84,568.02 ♦ CAHOY PUMP SERVICE INC 66,156.50 ♦ CARGILL, INC. 17,405.96 ♦ CHAMPAIGN COUNTY COLLECTOR 6,228.40 ♦ CHAMPAIGN COUNTY ECONOMIC DEVELOPMENT 7,850.00 ♦ CHAMPAIGN COUNTY FOREST PRESERVE DIST. 22,751.08 ♦ CHAMPAIGN COUNTY GIS CONSORTIUM 18,963.69 ♦ CHAMPAIGN COUNTY REGIONAL PLANNING 7,465.00 ♦ CHAMPAIGN COUNTY TREASURER 201,033.26 ♦ CHAMPAIGN MULTIMEDIA GROUP 3,973.97 ♦ CHAMPAIGN SIGNAL & LIGHTING COMPANY 311,172.88 ♦ CIRBN, LLC 5,249.94 ♦ CITY OF CHAMPAIGN 95,114.00 ♦ CIVIC SYSTEMS, LLC 67,928.00 ♦ CLAUSS SPECIALTIES, INC. 7,071.55 ♦ COMMERCE BANK 105,073.18 ♦ COMMERCE BANK -COMMERCIAL CARDS 56,360.68 ♦ CONWAY FARMS PROPERTY OWNERS ASSOCIATION 5,000.00 ♦ CORE & MAIN LP 29,516.92 ♦ CORNBELT FIRE PROTECTION DISTRICT 88,062.37 ♦ CORNER FS 12,002.08 ♦ COX ELECTRIC MOTOR SERVICE INC. 21,160.00 ♦ CUMMINS SALES AND SERVICE 9,961.87 ♦ CURRIE MOTORS 36,281.00 ♦ CUSD #3 1,135,728.16 ♦ D1 NETWORKS LLC 9,995.00 ♦ DAVE PARSONS ELECTRIC 6,859.72 ♦ DEARBORN NATIONAL LIFE INSURANCE CO. 5,469.87 ♦ DELTA DENTAL OF ILLINOIS-RISK 18,261.98 ♦ DIRTWORKS TRUCKING & EXCAVATING CO 27,809.85 ♦ EMERGENCY VEHICLE TECHNOLOGIES 12,209.00 ♦ ENVIRONMENTAL SOLUTIONS & SERVICES, INC. 27,027.00 ♦ EVANS, FROEHLICH, BETH & CHAMLEY 130,881.20 ♦ FARNSWORTH GROUP, INC. 3,204.75 ♦ FEHR GRAHAM ENGINEERING & ENVIRONMENTAL 83,920.02 ♦ FEUTZ CONTRACTORS, INC. 15,500.00 ♦ FRONTIER 20,065.04 ♦ GAMETIME 99,036.95 ♦ GASVODA & ASSOCIATES 24,672.93 ♦ GFI DIGITAL, INC. 3,449.01 ♦ GLESCO ELECTRIC, INC. 8,655.00 ♦ GUNTHER SALT COMPANY 46,352.08 ♦ HACH COMPANY 6,602.65 ♦ HANSON PROFESSIONAL SERVICES, INC. 390,337.25 ♦ HAWKINS, INC. 13,077.32 ♦ HEALTH ALLIANCE 409,958.00 ♦ HICKORY POINT BANK AND TRUST 72,656.98 ♦ HINSHAW & CULBERTSON 12,883.68 ♦ HOWDEN USA COMPANY 7,180.74 ♦ ILLIANA CONSTRUCTION 323,357.00 ♦ ILLINI F. S. INC 37,308.19 ♦ ILLINOIS DEPARTMENT OF NATURAL RESOURCES 5,760.02 ♦ ILLINOIS ENVIRONMENTAL PROTECTION AGENCY 768,208.50 ♦ IMCO UTILITY SUPPLY 2,817.48 ♦ JACKSON QUALITY CONSTRUCTION, INC. 4,375.00 ♦ JOHN DEERE FINANCIAL 6,273.68 ♦ JULIE 3,245.88 ♦ JX ENTERPRISES, INC. 3,899.99 ♦ KEMPER CPA GROUP, LLP 22,500.00 ♦ KIRCHNER BUILDING CENTERS 3,344.76 ♦ LEXIPOL LLC 4,459.00 ♦ MAHOMET ACE HARDWARE 10,514.64

♦ MAHOMET LAND COMPANY 5,512.50 ♦ MAHOMET LANDSCAPES 117,621.00 ♦ MAHOMET LIBRARY 75,313.92 ♦ MAHOMET MUSIC FESTIVAL 6,000.00 ♦ MAHOMET TOWNSHIP 107,479.24 ♦ MAHOMET UNITED METHODIST CHURCH COOP 3,000.00 ♦ MARTIN EQUIPMENT, INC. 6,355.47 ♦ MC LEAN COUNTY ASPHALT COMPANY 19,995.30 ♦ MCCORMICK HEATING & AIR CONDITIONING 14,147.70 ♦ MCCROMETER 4,018.91 ♦ MCS OFFICE TECHNOLOGIES 13,313.20 ♦ MEDIACOM LLC 6,772.36 ♦ MENARDS 6,168.05 ♦ METRO-AG 31,980.00 ♦ MIDSTATE EXCAVATION INC 89,802.23 ♦ MIDWEST ENGINEERING AND TESTING, INC. 4,900.00 ♦ MOTOROLA SOLUTIONS 2,613.99 ♦ MSA PROFESSIONAL SERVICES, INC. 36,053.55 ♦ MTK TECHNOLOGIES, INC. 35,954.96 ♦ NATHAN AND MATTHEW MILLS 8,100.00 ♦ NORFOLK SOUTHERN RAILWAY CO 5,677.98 ♦ OPEN ROAD ASPHALT COMPANY LLC 4,383.60 ♦ PARKLAND COLLEGE 131,407.10 ♦ PDC LABORATORIES, INC. 5,419.30 ♦ POLICE TRAINING INSTITUTE 12,879.00 ♦ PRAIRIE MATERIAL 4,357.50 ♦ PRECISION CONCRETE CUTTING 10,000.00 ♦ PROGRESSIVE CHEMICAL & LIGHTING INC. 5,158.54 ♦ QUICKET SOLUTIONS, INC. 7,341.60 ♦ RAY O'HERRON CO., INC. 15,315.11 ♦ RMA 133,463.53 ♦ SAMUEL JOHN JAMES 2,850.00 ♦ SMITHGROUP, INC. 15,680.00 ♦ STARK EXCAVATING, INC. 24,900.00 ♦ SUB 4 DEVELOPMENT COMPANY LLC 73,723.50 ♦ SYNOPSIS INC 9,017.53 ♦ TACTICAL NIGHT VISION COMPANY 3,355.94 ♦ TECHNOLOGY MANAGEMENT REVENUE FUND 4,604.08 ♦ TEPPER ELECTRIC 4,326.41 ♦ THE BANK OF NEW YORK MELLON 662,499.00 ♦ THE OPEN ROOM 5,000.00 ♦ UNITED STATES POST OFFICE 13,968.50 ♦ UPBEAT INCORPORATED 3,468.90 ♦ USA BLUE BOOK 2,908.89 ♦ VERIZON WIRELESS 11,290.44 ♦ VERMEER SALES & SERVICE 94,631.73 ♦ VILLAGE OF RANTOUL 3,100.00 ♦ VISU-SEWER OF MISSOURI, LLC. 43,181.65 ♦ VITAL EDUCATION & SUPPLY, INC. 2,853.60; VSP 6,784.25 ♦ VULCAN CONSTRUCTION MATERIALS 2,859.72 ♦ WATER PRODUCTS CO. OF ILLINOIS, INC. 5,484.34 ♦ WATER SOLUTIONS UNLIMITED 9,583.00 ♦ ZIONS BANK 9,500.91 ♦ **TOTAL DISBURSEMENTS (GREATER THAN \$2,500.00) - \$7,575,141.02**

COMPENSATION SUMMARY: Under \$25,000.00: BOYKIN, BOBBY ♦ BRINEY, STEVEN ♦ BUCHANAN, ROBERT ♦ BUZICKY, MICHAEL ♦ COLRAVY, BRUCE ♦ DE ATLEY, ROBERT E ♦ FUOSS, KARLIE LYNN ♦ HARPST, ANDREW ♦ HENSLEY, EMMA MARIE BISHOP ♦ JASSMAN, KATELIN ANN ♦ JOHNSON, DAVID ♦ KENNEDY, LANDON R ♦ LAING, TYLER JOHN ♦ LYNN, DONALD ♦ METZGER, BRIAN ♦ OLIGER, WILLIAM J ♦ ORGERON, SAVANNAH ROSE ♦ PRUITT, CHLOE ♦ PULKRABEK, NICHOLAS ♦ REXROAD, LEE ♦ ROLOFF, JAY R ♦ SCHACHT, JEANNE ♦ SCHUMACHER, SADIE MAE ♦ SEAMANDS, EARL ♦ SPENCER, DAMIAN C ♦ WARE, JOHN R ♦ WHEELER, DELANEY ♦ WHITE, PAIGE CAPRIEL ♦ WIDENER, SEAN M ♦ **\$25,000.00 to \$49,999.99:** ABBOTT, DANIELLE ♦ HECKMAN, ABBY ♦ JEWELL, JOHANNA M ♦ KARNES, TERESA ♦ MCCANN, TARA J ♦ MOHR, DENNIS ♦ PARSONS, DAVID NEAL ♦ REYNOLDS, DENISE ♦ RIDEOUT, SHAWN E ♦ SCHUTTE, KYLE A ♦ TOOMER, SARA ♦ VANCE, TRAVIS J ♦ WHITE-ASHWOOD, TRECHAE ♦ WILLIAMSON, BENJAMIN HARRY ♦ **\$50,000.00 to \$74,999.99:** ALFONSO, JOHN PAULO ♦ ANDERSEN, AMANDA ♦ BARDEN, JAMES ♦ BECKETT, WILLIAM KEVIN ♦ BUCHANAN, KENNETH ♦ FAVOT, THOMAS ♦ FRICK, STEPHEN ERIC ♦ GREGORY, MATTHEW P ♦ KOUZMANOFF, ROBERT ♦ PRYOR, JASON L ♦ RICH, RYAN ♦ SCHLORFF, KYLE ♦ WELBORN, KYLE M ♦ WYGANT, CAMERON ♦ **\$75,000.00 to \$99,999.99:** ELLIOTT, TIMOTHY ♦ GOODWIN, REBECCA A. ♦ HEDRICK, ELLEN; ♦ HEID, JASON ♦ PFEIFER, KATHERINE ♦ WALDINGER, DANIEL ♦ WARD, WILLIAM ♦ **\$100,000.00 to \$124,999.99:** BROWN, PATRICK ♦ METZLER, MICHAEL

SUMMARY STATEMENT OF CONDITION

Fund Name	Beginning Balance	Revenues	Expenditures	Ending Balance
GENERAL FUND	2,253,457.92	4,814,057.34	4,087,814.22	2,979,701.04
WATER OPERATIONS FUND	2,144,181.59	1,066,739.84	910,445.99	2,300,475.44
SEWER OPERATIONS FUND	18,022,840.59	1,567,915.33	1,117,264.79	18,473,491.13
SEWER CAPITAL IMPROVMENTS	3,171,068.06	128,316.15	114,334.82	3,185,049.39
WATER CAPITAL IMPROVEMENTS	899,647.01	303,385.52	86,433.00	1,116,599.53
WATER/SEWER BOND	305,770.94	225,026.55	245,828.00	284,969.49
RECREATION	103,421.85	190,322.15	236,831.86	56,912.14
PARK	419,207.82	653,175.51	420,810.06	651,573.27
BARBER PARK DONATIONS	0.00	2,350.00	0.00	2,350.00
MOTOR FUEL TAX	523,868.95	621,778.99	372,304.72	773,343.22
IMRF	87,858.51	114,104.54	120,078.34	81,884.71
POLICE PENSION FUND	1,905,002.77	316,303.69	132,799.23	2,088,507.23
SOCIAL SECURITY	46,643.58	151,375.14	147,203.57	50,815.15
MUSIC FESTIVAL	58,767.81	27,718.70	7,168.52	79,317.99
INSURANCE	107,995.24	116,069.14	110,270.53	113,793.85
FORFEITED FUNDS - FEDERAL	88.37	0.00	0.00	88.37
BOND ISSUE 2000	19,583.90	72,517.69	72,656.98	19,444.61
UTILITY TAX	86,104.03	444,047.90	476,000.00	54,151.93
DEBT SERVICE TIB	432,333.00	324,244.70	332,628.00	423,949.70
TAX INCREMENT FINANCING	818,594.12	10,893,177.13	2,663,163.41	9,048,607.84
WWTPE/RESERVE/DEBT SERVICE	779,706.82	380,008.92	758,208.50	401,507.24
WATER/SEWER BOND FACILITY BOND ISSUE	0.00	0.00	0.00	0.00
CONSTRUCTI	68,717.13	6.86	0.00	68,723.99
TRANSPORTATION FACILITY DEBT	126,588.45	103,011.90	93,543.91	136,056.44
DARK FIBER	35,826.64	3.29	10,980.00	24,849.93
TAX INCREMENT FINANCING	0.00	26,014.54	0.00	26,014.54
	32,417,275.10	22,541,671.52	12,516,768.45	42,442,178.17

Revenues, salaries and Expenditures are based on cash accounting methods. Summary Statement of Conditions is based on accrual accounting methods

I, Carole Tempel, Treasurer of the Village of Mahomet, Champaign County, Illinois do hereby certify the above is a true copy of the Annual Treasurer's Report for the fiscal year ending April 30, 2021

/s/Carole Tempel

Village Treasurer

Signed and sworn before me on May 25, 2022

/s/Amanda Andersen

Village Clerk



MEMORANDUM
TO THE
BOARD OF TRUSTEES



ITEM: Stop Sign Ordinance – Various locations	DEPARTMENT: Public Works / Transportation / Community Development
AGENDA SECTION: Administration	AMOUNT: \$600
ATTACHMENTS: (x) Ordinance	DATE: for June 21, 2022 Study Session

INTRODUCTION:

This is an ordinance for the placement of stop signs creating stop intersections at various locations throughout the Village in new subdivision development and existing locations where a stop sign was never installed.

BACKGROUND:

The locations listed in Exhibit A have been identified by the Village Engineer as appropriate locations for a one-way stop. The stop intersection at Cates and Rapp Drive will be installed by the developer as part of the construction plans approved for Hunters Ridge 7th Subdivision. The additional two (2) stop signs shown on Olinger to make Olinger and Cates a four-way stop intersection and the two (2) stop intersections within Ridge Creek Subdivision will be installed by the Village Transportation Department as the original developer is no longer involved in Ridge Creek and the four-way stop was added after subdivision acceptance for Hunters Ridge 5th Subdivision.

DISCUSSION OF ALTERNATIVES: No alternative is offered.

PRIOR BOARD ACTION:

The BOT periodically adopts by ordinances stop sign locations throughout the Village.

BUDGET IMPACT:

The cost is approximately \$150 per sign / post when the Village installs the signage. Installation costs for signs approved with subdivision construction plans are the responsibility of the subdivision developer.

STAFF IMPACT: Minimal staff time.

SUMMARY:

Staff has identified intersections that need to be regulated as stop intersections.

RECOMMENDED ACTION: Staff recommends adopting the stop sign ordinance as attached.

DEPARTMENT HEAD APPROVAL:	VILLAGE ADMINISTRATOR:
----------------------------------	-------------------------------

/s/ Kelly Pfeifer
/s/ Eric Crowley

/s/ Ellen Hedrick

Patricia B...



ORDINANCE NO. 22-06-

**AN ORDINANCE DESIGNATING A STOP INTERSECTION
AT CERTAIN LOCATION**

Adopted by the
President and Board of Trustees
Of
The Village of Mahomet
Champaign County, Illinois

This 28th day of June 2022

(Published in pamphlet form by authority of the President and Board of Trustees
this 28th day of June 2022)

WHEREAS, the Village of Mahomet, Illinois, has the lawful authority under the provisions of Illinois Compiled Statutes, 625 ILCS 5/11-208, to enact various traffic regulations within the Village, and

WHEREAS, the Village of Mahomet, Illinois, has heretofore adopted Ordinances directing traffic on intersecting streets to stop or yield the right-of-way.

NOW, THEREFORE, BE IT ORDAINED, by the President and Board of Trustees of the Village of Mahomet, Champaign County, Illinois, as follows:

1. That the attached schedule, marked "Exhibit A", designating stop intersections be and the same is hereby approved, and that the respective streets and intersection be and they are hereby established as designated in said schedule.
2. That the operation of vehicles on said streets and at said intersection shall be in compliance with the provisions of the Illinois Vehicle Code, 625 ILCS 5/1-101 et. seq., as amended.
3. That staff is hereby directed to cause the appropriate traffic signs giving notice of such Stop Intersection be erected at the intersection of such streets as specified in Exhibit A of this Ordinance as soon as reasonably practicable. The Stop Intersections, as designated by this Ordinance, shall become effective when such signs are so erected.
4. This Ordinance shall be in effect June 28, 2022. The Village Clerk is hereby authorized and directed to cause this Ordinance to be published in pamphlet form.

Upon motion by Trustee _____, seconded by Trustee _____, passed by the President and Board of Trustees of the Village of Mahomet, Illinois this 28th day of June 2022, by roll call vote, as follows:

Voting "aye" (names): _____

Voting "nay" (names): _____

Abstained (names): _____

PASSED and APPROVED this 28th day of June 2022.

Sean M. Widener
Village President

(SEAL)

Attest:

Village Clerk

EXHIBIT "A"

STOP INTERSECTION

Subdivision	Type	Direction	Stop on	At	Date Installed
Hunters Ridge	Four-Way	EB	Oliger Drive	Cates Drive	Upon Approval
Hunters Ridge	Four-Way	WB	Oliger Drive	Cates Drive	Upon Approval
Hunters Ridge	One-Way	NB	Cates Drive	Rapp Drive	Upon Approval
Ridge Creek	One-Way	WB	Blue Stem Court	Golden Rod Drive	Upon Approval
Ridge Creek	One-Way	SB	Golden Rod Drive	Slade Lane	Upon Approval



MEMORANDUM
TO THE
BOARD OF TRUSTEES



ITEM: Monthly Report – May Report	DEPARTMENT: Park & Recreation Department
AGENDA SECTION: Department Reports	AMOUNT: n/a
ATTACHMENTS: () ORDINANCE () RESOLUTION () OTHER SUPPORTING DOCUMENTS	DATE: 6/21/22

Programming / Admin

- Baseball/Softball/Tball: Ongoing – Daily admin of program and staff
- Looking ahead to soccer already – pre planning and marketing program.
- Adult Open Gyms ongoing @ Middletown Prairie, Zumba, Yoga, Pound ongoing
- Summer Camp and Summer Concert Series planning ongoing – details have been posted all over our FB
- Ongoing Marketing / promoting upcoming programs, social media and help wanted– preparing June newsletter
- Field Rental and Room rental management ongoing
- Ongoing Coordination of Eagle Scout Tree Walk project with local scout, tentative project day is June 12. Includes tree id markers and a tree walk sign at barber
- Admin of 2 memorial trees + 2 memorial benches
- Stocking concessions daily

CIP Project

- Barber Project
 - Contractor back in business, earthwork and staking for splash pad conducted, supplies on site for drainage and infrastructure
 - Held progress meeting with MSA, General and Concrete contractors, discussed survey needs, project timeline and general. Concrete contractor hopes to begin work next week.
 - Ongoing coordination/scheduling of various contractors, splash pad equipment received and stored
 - GREAT news for Lions Club Grant we assisted in preparing – They were notified that they received the 25,000 grant for our playground.
- Tennis/Pickle
 - Rebid is out. June 9th is new bid opening, removed all electrical and moved as alternate with lights. Extended substantial completion until next summer to allow for hopefully more flexibility with bidder's
 - Ongoing communication/coordination for DCEO grant
 - 13 Acres Master Plan – met with Farnsworth for initial review of site, kickoff meeting will be scheduled following the tennis rebid efforts

Parks Maintenance

- Weeds have been sprayed at nearly all parks and fields, ball diamonds prepped and dragged daily
- Installing new cstand door at 13 Acres Park
- Weedeating ongoing
- Relocated 8 picnic tables from parks to village green for honor parade
- 4 month seasonal employee Avery Seaman started this week.
- Repaired Concession Door at Bridle Leash Park
- Replaced lock at Taylor Park stand
- Replacing toilet at Bridle Leash Park
- Barber park restrooms cleaned, repaired valves and open
- Weekly trash route in parks, janitorial at Sangamon on Main and restrooms

DEPARTMENT HEAD APPROVAL:



VILLAGE ADMINISTRATOR:

