



Village of Mahomet

503 E. Main Street • P.O. Box 259 • Mahomet, Illinois 61853-0259

Phone: (217) 586-4456 • Fax: (217) 586-5696

www.mahomet-il.gov www.ChooseMahomet.com

BOARD OF TRUSTEES

JULY 26, 2022

6:00 P.M.

VILLAGE OF MAHOMET ADMINISTRATION BUILDING

503 E. MAIN STREET

MAHOMET, IL 61853

We invite the public to view the meeting (viewing only, no public comment via Zoom) as it is livestreamed on Zoom at 6:00PM

Join Zoom Meeting

<https://us02web.zoom.us/j/82073441166?pwd=T1ZnRmx6WG03WmlNbHpVaXVPS3pTdz09>

AGENDA

1. CALL TO ORDER
2. PLEDGE OF ALLEGIANCE
3. ROLL CALL
4. **PUBLIC COMMENT:** The Board welcomes your input on any matter during the public forum portion of the meeting. If you would like to participate in the public comment portion of the meeting, please attend in person at Village Administration Building or email your comments or questions to us at villageofmahomet@mahomet-il.gov, no later than 4:30 p.m. on July 26th. Any comments and questions received will be read during the public comment portion of the meeting. Public comment is accepted for a maximum of 30 minutes at each meeting. There is a five (5) minute time limit for your remarks. The Board reserves the right to shorten the five-minute time limit if there are many commenters. Please be aware that the Public Body is not required to respond to your remarks during their meeting. PUBLIC COMMENT NOT PERMITTED VIA VIDEO OR AUDIO.
5. **CONSENT AGENDA: (TO BE ACTED UPON)**
 - A. APPROVAL OF MINUTES
 1. BOARD OF TRUSTEES-JUNE 28, 2022
 2. STUDY SESSION- JULY 19, 2022
 - B. TREASURER'S REPORT
 - C. BILL LIST

D. RESOLUTION 22-07-01, A RESOLUTION CONCERNING CONSTRUCTION PLANS FOR UNLIMITED VILLAS SUBDIVISION ON 1.8± ACRES OF LAND LOCATED SOUTH OF PATTON DRIVE AND NORTH OF DELANE DRIVE APPROXIMATELY 230 FEET WEST OF CHURCHILL ROAD. .

6. ADMINISTRATOR'S REPORT:

7. MAYOR'S REPORT:

B. AUGUST 2022 MEETING SCHEDULE


1. STUDY SESSION-AUGUST 9, 2022-6:00 P.M.

2. STUDY SESSION- AUGUST 16, 2022-6:00 P.M.

3. BOARD OF TRUSTEES MEETING-AUGUST 23, 2022-6:00 P.M.

8. NEW BUSINESS (Discussion of any items that the Trustees may have for new business not listed on the agenda. No formal action will be taken on these items during this proceeding)

9. ADJOURNMENT



**VILLAGE OF MAHOMET
BOARD OF TRUSTEES
JUNE 28, 2022**

The Village of Mahomet Board of Trustees met, Tuesday June 28, 2022, at 6:00 p.m. at Village of Mahomet Administrative Building, 503 E. Main Street, Mahomet, IL.

MEMBERS PRESENT: Brian Metzger, Jason Tompkins, Andy Harpst, Becky Preston, and Bill Olinger

MEMBERS ABSENT: Sean Widener, Bruce Colravy

OTHERS PRESENT: Village Administrator Patrick Brown, Village Clerk Amanda Andersen, Village Attorney Joe Chamley, Finance Director Carole Tempel, Police Chief Mike Metzler, Engineer Ellen Hedrick

CALL TO ORDER:

PLEDGE OF ALLEGIANCE/ROLL CALL:

In Wideners absence, Brown called the meeting to order at 6:00 p.m. After the pledge, Clerk Andersen called the roll, a quorum was present.

In Wideners absence, Brown asked for a nomination for mayor pro temp.

Metzger moved, Olinger seconded, "TO APPOINT REBECCA PRESTON AS MAYOR PRO TEMP"
ROLL CALL: ALL YES. Motion carried.

PUBLIC COMMENT: No comment

CONSENT AGENDA: (TO BE ACTED UPON)

1. CONSENT AGENDA: (TO BE ACTED UPON)

A. APPROVAL OF MINUTES

- 1. BOARD OF TRUSTEES-MAY 24, 2022**
- 2. STUDY SESSION- JUNE 14, 2022**
- 3. STUDY SESSION- JUNE 21, 2022**

B. TREASURER'S REPORT

C. BILL LIST

D. RESOLUTION 22-06-01, A RESOLUTION AWARDING THE BID FOR THE 2022 CONCRETE PROJECT TO FEUTZ CONTRACTORS, INC. FOR \$188,061.00.

E. ORDINANCE 22-06-01, AN ORDINANCE AMENDING PARK PROPERTY AND OPERATING HOURS BYMODIFYING CHAPTER 95 ENTITLED "PARKS AND RECREATION" AS HEREINAFTER PROVIDED.

F. RESOLUTION 22-06-02, A RESOLUTION REJECTING BIDS FOR MIDDLETOWN PARK TENNIS PROJECT.

G. RESOLUTION 22-06-03, A RESOLUTION AMENDING THE DOWNTOWN FAÇADE GRANT PROGRAM.

H. RESOLUTION 22-06-04, A RESOLUTION ACCEPTING THE ANNUAL TREASURER'S REPORT FOR FISCAL YEAR ENDING APRIL 30, 2021.

I. ORDINANCE 22-06-02, AN ORDINANCE DESIGNATING A STOP INTERSECTION AT CERTAIN LOCATIONS.

**Harpst moved, Metzger seconded, “TO APPROVE THE CONSENT AGENDA AS PRESENTED.”
ROLL CALL: ALL YES. Motion carried.**

REGULAR AGENDA: (TO BE ACTED UPON)

RESOLUTION 22-06-05, A RESOLUTION APPROVING AN ENGINEERING AGREEMENT WITH CHASTAIN AND ASSOCIATES LLC FOR FINAL DESIGN ENGINEERING AND BIDDING FOR THE PEDESTRIAN TRUSS BRIDGE NORTH ABUTMENT REHABILITATION FOR A NOT-TO-EXCEED AMOUNT OF \$29,500.

Hedrick stated bridge need maintenance, study was done. North abutment is older than the bridge, south abutment already replaced. Its made of limestone, which is corrosive. It's about 140 years old. It's under the northeast barring. Study came up with ideas for strengthening abutment-we will have to lift and pour new foundation on one side. Probably \$250K, which is unexpected, we are also looking at short-term solution to prop up the side.

Tompkins asked if temporary option is included in this price? Hedrick said no, this is just for the design, not the work. Tompkins asked if we can still have events and pedestrian traffic? Hedrick said, events are aware, but can still go on. It was designed for automobile traffic.

Oliger moved, Metzger seconded, “TO APPROVE RESOLUTION 22-06-05, A RESOLUTION APPROVING AN ENGINEERING AGREEMENT WITH CHASTAIN AND ASSOCIATES LLC FOR FINAL DESIGN ENGINEERING AND BIDDING FOR THE PEDESTRIAN TRUSS BRIDGE NORTH ABUTMENT REHABILITATION FOR A NOT-TO-EXCEED AMOUNT OF \$29,500.” ROLL CALL: ALL YES, Motion carried.

ADMINISTRATOR’S REPORT:

1. COMMUNITY DEVELOPMENT

MAYOR’S REPORT:

A. JULY 2022 MEETING CALENDAR

1. STUDY SESSION- JULY 12, 2022- 6:00 P.M.
2. STUDY SESSION- JULY 19, 2022- 6:00 P.M.
3. BOARD OF TRUSTEES – JULY 26, 2022 – 6:00 P.M.

NEW BUSINESS:

Harpst thanked the BOT and police for sending condolences to him following his father’s passing.

ADJOURN:

There being no further business, **Oliger moved, Tompkins seconded, “TO ADJOURN THE MEETING AT 6:13 P.M.” ROLL CALL: ALL YES. Motion carried.**

Respectfully submitted,
Amanda Andersen
Village Clerk/FOIA Officer



**VILLAGE OF MAHOMET
STUDY SESSION
JULY 19, 2022**

The Village of Mahomet Board of Trustees met, Tuesday, July 19, 2022, at 6:00 p.m. at the Village of Mahomet Administrative Offices, 503 E. Main St., Mahomet, IL.

MEMBERS PRESENT: Sean Widener, Bruce Colravy, Jason Tompkins, Bill Olinger and Brian Metzger and Andy Harpst.

ABSENT: Becky Preston

OTHERS PRESENT: Village Administrator Patrick Brown, Clerk Amanda Andersen, Village Attorney Joe Chamley, Chief of Police Mike Metzler, Finance Director Carole Tempel, Mayor of Oakwood Heather McCarty.

CALL TO ORDER/PLEDGE OF ALLEGIANCE/ROLL CALL:

Widener called the Study Session to order. Pledge of Allegiance then Andersen called the Roll, and a quorum was present.

PUBLIC COMMENT: No Comment

COMMUNITY DEVELOPMENT:

A RESOLUTION CONCERNING CONSTRUCTION PLANS FOR UNLIMITED VILLAS SUBDIVISION ON 1.8± ACRES OF LAND LOCATED SOUTH OF PATTON DRIVE AND NORTH OF DELANE DRIVE APPROXIMATELY 230 FEET WEST OF CHURCHILL ROAD.

Brown stated unlimited holdings purchased property between Bridal Brook and the condos at the edge of Churchill-zoning change already approved a couple years ago. They have submitted construction plans and a little bit of cleanup of the process. He is trying to do exactly what is there with the condos now-similar look. The difference is that they would have driveways that come out onto Patton Drive.

Metzger moved, Olinger seconded, "TO MOVE THE RESOLUTION CONCERNING CONSTRUCTION PLANS FOR UNLIMITED VILLAS SUBDIVISION ON 1.8± ACRES OF LAND LOCATED SOUTH OF PATTON DRIVE AND NORTH OF DELANE DRIVE APPROXIMATELY 230 FEET WEST OF CHURCHILL ROAD TO THE CONSENT AGENDA FOR THE JULY 26, 2022, BOARD MEETING."
ROLL CALL:ALL YES. Motion carried.

FINANCE:

TREASURER'S REPORT:

Tempel stated 17% of revenues and 20% for expenditures collected. We are early in FY-not many comparisons. We have received 1-3 of real estate tax disbursements for TIF pass thru's. Tempel did confirm we finally receive the information we requested.

Harpst moved, Olinger seconded, "TO MOVE THE TREASURERS REPORT TO THE CONSENT AGENDA FOR THE JULY 19, 2022, BOARD MEETING." **ROLL CALL:ALL YES. Motion carried.**

BILL LIST:

Tempel said it's standard, only exception is for work done on SMR.

Colravy moved, Metzger seconded, "TO MOVE THE BILL LIST TO THE CONSENT AGENDA FOR THE JULY 19, 2022, BOARD MEETING." ROLL CALL:ALL YES. Motion carried.

ADMINISTRATOR'S REPORT:

DEPARTMENTAL REPORTS:

1. **PARKS AND REC**-Pour in place surface was done last week.
2. **TRANSPORTATION**- We are pouring some own sidewalks, going well. Stop sign has been replaced by Sangamon on Main.
3. **POLICE**- Calls are down from last year.
4. **ENGINEERING**-SMR work underway-any trustees can go see, just contact Ellen. Metzger asked if we are expecting something on Tin Cup? Brown said yes, next PZC.
5. **COMMUNITY DEVELOPMENT**
6. **WATER/WASTEWATER**-we had 2 boil orders over the weekend. Only affected small group of houses and they were notified of the order and when it was lifted.

MAYOR'S REPORT:

A. BOARD OF TRUSTEES – July 28, 2022 – 6:00 P.M.

- B. PARK NAMING DISCUSSION**-Widener recommended Freedom Park for what is now being referred to as Village Green, open to other suggestions. Harpst suggested naming rights, Weidner said once there are amenities there, that might be a good idea. Oliger said he likes Village Green the way it is because calling it a "park" might confuse people since there is no playground, etc. Brown stated we already have an area named "Sangamon Greenway" and he thinks if we call it Village Green, it may be confusing. Widener said think about it and will discuss later.

NEW BUSINESS: (Discussion of any items that the Trustees may have for new business not listed on the agenda. No formal action will be taken on these items during this proceeding)

Metzger asked if we are ready for Music Festival? Widener said we are on track.
Colravy wanted to give a shout out to Ameren for giving 2K for roadside clean up.

ADJOURNMENT:

There being no further business, **Harpst moved, Oliger seconded, "TO ADJOURN AT 6:31 P.M."**.
ROLL CALL: ALL YES. Motion carried.

Respectfully submitted,
Amanda Andersen
Village Clerk/FOIA Officer



Village of Mahomet

503 E. Main Street • P.O. Box 259 • Mahomet, Illinois 61853-0259

Phone: (217) 586-4456 • Fax: (217) 586-5696

www.mahomet-il.gov www.ChooseMahomet.com

Treasurer's Report

For the Month May 2022

Presented

July 19, 2022

FINANCIAL REVIEW

1. The funds available as of 4/30/22 total \$24,039,792.53
2. Beg. Balance 6/01/22 \$23,990,785.37

	<u>6/30/2022</u>	<u>6/30/2021</u>	<u>FY22 YTD</u>	<u>FY23 YTD</u>
Revenues	3,361,907.26	2,149,373.31	3,978,330.23	4,261,513.66
Expenses	1,536,391.36	902,528.23	1,955,825.41	2,457,108.16
Other				
Source/Use				
(AR)				<u>-48,165.86</u>
End. Balance				<u><u>25,843,356.73</u></u>

Budget comparison reports should reflect expenses and revenues collected at approximately 17%. Revenues for this fiscal year are currently at 20.69% collected and expenditures are currently at 8.07% expended.

3. Included in this Treasurer's Report is a report containing monthly information on a Fiscal Year basis for Sales Tax, Use Tax, Income Tax, Personal Property Replacement Tax, Telecommunications Tax, Motor Fuel Tax and Utility Tax.

This same report shows bank interest across all funds and as requested, also shows the Transportation renewal fund revenue.

4. Motor Fuel Tax distribution for May contained Standard Fuel Tax Allotment funds in the amount of 16,481.58 and Renewal Fund Allotment funds in the amount of 11,792.82 for a total allotment for May of 28,274.40.

5. Distribution 1, 2 & 3 of Real Estate Taxes payable in FY23 have been deposited in the amount of 1,055,498.05 in June.



TREASURER'S REPORT REVENUE & EXPENDITURE ACTIVITY June 2022

FUND	BEGINNING BALANCE 6/1/2022	MTD	YTD	BUDGETED	%	ENDING BALANCE 6/30/2022	ENDING BALANCE 6/30/2021
GENERAL CORP.	\$2,824,522.41						
Revenues		\$914,828.74	\$1,392,283.07	\$5,648,462.58	24.65%		
Expenses		\$0.00	\$0.00	\$1,871,000.00	0.00%		
NET INCOME (LOSS)		\$914,828.74	\$1,392,283.07	\$3,777,462.58			
POLICE							
Expenses		\$103,773.17	\$231,758.22	\$2,088,694.87	11.10%		
TRANSPORTATION							
Expenses		\$60,591.92	\$125,421.83	\$964,455.03	13.00%		
ADMINISTRATION							
Expenses		\$228,309.90	\$326,046.14	\$1,504,344.00	21.67%		
COMMUNITY DEVELOP.							
Expenses		\$43,127.97	\$95,190.04	\$699,429.00	13.61%		
ENGINEERING							
Expenses		\$11,452.37	\$22,904.45	\$179,492.00	12.76%		
ESDA							
Expenses		\$802.58	\$4,614.03	\$9,250.00	49.88%		
		\$448,057.91					
WOM	\$717,657.61					\$788,555.83	\$497,396.85
Revenues		\$127,975.05	\$215,585.69	\$1,170,290.73	18.42%		
Expenses		\$41,923.01	\$78,009.61	\$1,404,344.06	5.55%		
NET INCOME (LOSS)		\$86,052.04	\$137,576.08	-\$234,053.33			
WWOM	\$666,519.37					\$761,251.80	\$984,293.76
Revenues		\$136,698.77	\$273,249.88	\$1,717,100.00	15.91%		
Expenses		\$30,393.22	\$78,287.73	\$1,290,434.76	6.07%		
NET INCOME (LOSS)		\$106,305.55	\$194,962.15	\$426,665.24			
WWCI	\$2,042,482.25					\$2,082,679.17	\$3,204,768.27
Revenues		\$43,066.92	\$93,494.03	\$625,250.00	14.95%		
Expenses		\$0.00	\$2,360.94	\$1,738,000.00	0.14%		
NET INCOME (LOSS)		\$43,066.92	\$91,133.09	-\$1,112,750.00			
WCI	\$1,463,443.01					\$1,483,755.11	\$1,133,288.33
Revenue		\$20,312.10	\$32,774.46	\$760,250.00	4.31%		
Expenses		\$0.00	\$0.00	\$541,200.00	0.00%		
NET INCOME (LOSS)		\$20,312.10	\$32,774.46	\$219,050.00			
W/S BOND FUND-A	\$226,754.87					\$226,756.73	\$278,149.22
Revenues		\$1.86	\$3.78	\$11,000.00	0.03%		
Expenses		\$0.00	\$0.00	\$237,400.00	0.00%		
NET INCOME (LOSS)		\$1.86	\$3.78	-\$226,400.00			
ECONOMIC DEVELOP.	\$72,370.16					\$64,771.64	\$94,828.56
Revenues		\$401.48	\$728.15	\$0.00	#DIV/0!		
Expenses		\$2,000.00	\$2,000.00	\$135,650.00	1.47%		
NET INCOME (LOSS)		-\$1,598.52	-\$1,271.85	-\$135,650.00			
RECREATION	\$108,211.71					\$114,541.88	\$115,814.91
Revenues		\$33,866.45	\$48,921.31	\$290,195.00	16.86%		
Expenses		\$28,179.30	\$67,783.83	\$350,784.00	19.32%		
NET INCOME (LOSS)		\$5,687.15	-\$18,862.52	-\$60,589.00			
PARKS	\$235,092.51					\$137,392.43	\$313,075.67
Revenues		\$70,517.30	\$74,675.84	\$1,627,641.39	4.59%		
Expenses		\$101,957.97	\$284,365.01	\$1,937,980.70	14.67%		
NET INCOME (LOSS)		-\$31,440.67	-\$209,689.17	-\$310,339.31			



TREASURER'S REPORT REVENUE & EXPENDITURE ACTIVITY June 2022

FUND	BEGINNING BALANCE 6/1/2022	MTD	YTD	BUDGETED	%	ENDING BALANCE 6/30/2022	ENDING BALANCE 6/30/2021
MFT	\$1,166,939.01					\$1,195,202.35	\$885,183.46
Revenues		\$28,284.18	\$56,481.33	\$370,075.00	15.26%		
Expenses		\$20.84	\$501.43	\$430,247.00	0.12%		
NET INCOME (LOSS)		\$28,263.34	\$55,979.90	-\$60,172.00			
IMRF	\$92,946.61					\$82,174.53	\$99,198.18
Revenues		\$60,198.22	\$60,199.06	\$135,384.79	44.47%		
Expenses		\$8,139.93	\$16,265.53	\$185,000.00	8.79%		
NET INCOME (LOSS)		\$52,058.29	\$43,933.53	-\$49,615.21			
POLICE PENSION	\$2,572,638.66					\$2,619,896.42	\$2,139,999.65
Revenues		\$69,275.32	\$76,484.41	\$775,865.39	9.86%		
Expenses		\$22,017.56	\$39,737.93	\$293,750.00	13.53%		
NET INCOME (LOSS)		\$47,257.76	\$36,746.48	\$482,115.39			
SOCIAL SECURITY	\$47,658.79					\$33,424.69	\$67,912.58
Revenues		\$122,604.39	\$122,604.89	\$163,845.45	74.83%		
Expenses		\$9,851.16	\$27,066.62	\$190,000.00	14.25%		
NET INCOME (LOSS)		\$112,753.23	\$95,538.27	-\$26,154.55			
MUSIC FESTIVAL	\$99,095.24					\$107,023.39	\$91,048.83
Revenues		\$7,986.82	\$27,370.64	\$132,425.00	20.67%		
Expenses		\$58.67	\$447.80	\$127,000.00	0.35%		
NET INCOME (LOSS)		\$7,928.15	\$26,922.84	\$5,425.00			
PRAIRIEVIEW ROAD	\$167,432.16					\$167,432.16	\$134,860.83
Revenues		\$0.00	\$0.00	\$30,010.00	0.00%		
Expenses		\$0.00	\$0.00	\$25,000.00	0.00%		
NET INCOME (LOSS)		\$0.00	\$0.00	\$5,010.00			
INSURANCE	\$42,899.84					\$42,900.19	\$95,552.71
Revenue		\$0.35	\$0.71	\$116,444.51	0.00%		
Expenses		\$0.00	\$0.00	\$146,000.00	0.00%		
NET INCOME (LOSS)		\$0.35	\$0.71	-\$29,555.49			
FORFEITED FUND-FED	\$88.38					\$88.38	\$88.38
Revenue		\$0.00	\$0.00	\$2.00	0.00%		
Expenses		\$0.00	\$0.00	\$1.00	0.00%		
NET INCOME (LOSS)		\$0.00	\$0.00	\$1.00			
FORFEITED FUNDS	\$151,784.68					\$151,784.68	\$20,937.47
Revenue		\$0.00	\$0.00	\$3,525.00	0.00%		
Expenses		\$0.00	\$0.00	\$151,000.00	0.00%		
NET INCOME (LOSS)		\$0.00	\$0.00	-\$147,475.00			
BOND-EASTWOOD	\$17,450.83					\$17,450.98	\$35,885.59
Revenues		\$34,864.16	\$34,864.32	\$72,558.76	48.05%		
Expenses		\$0.00	\$1,789.99	\$71,597.50	2.50%		
NET INCOME (LOSS)		\$34,864.16	\$33,074.33	\$961.26			
UTILITY TAX	\$225,101.33					\$283,263.28	\$89,971.21
Revenues		\$58,161.95	\$118,522.02	\$475,025.00	24.95%		
Expenses		\$0.00	\$0.00	\$575,000.00	0.00%		
NET INCOME (LOSS)		\$58,161.95	\$118,522.02	-\$99,975.00			
2012A&B DEBT SER.	\$420,602.87					\$420,606.33	\$409,781.71
Revenues		\$3.46	\$7.15	\$368,850.00	0.00%		
Expenses		\$0.00	\$13,050.00	\$377,100.00	3.46%		
NET INCOME (LOSS)		\$3.46	-\$13,042.85	-\$8,250.00			



TREASURER'S REPORT REVENUE & EXPENDITURE ACTIVITY June 2022

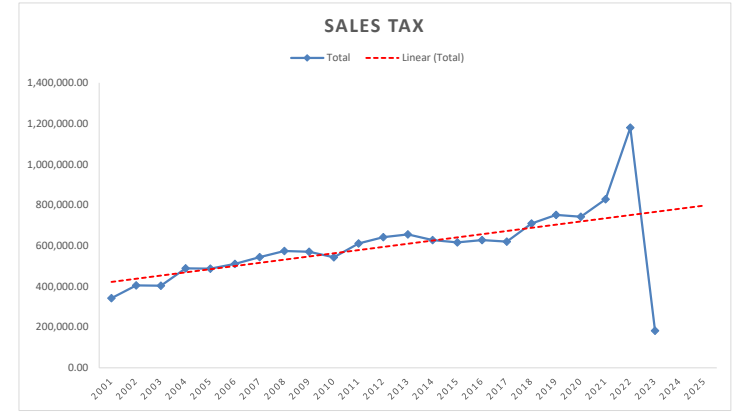
FUND	BEGINNING BALANCE 6/1/2022	MTD	YTD	BUDGETED	%	ENDING BALANCE 6/30/2022	ENDING BALANCE 6/30/2021
TIF	\$7,935,767.30					\$8,806,717.73	\$10,466,948.09
Revenues		\$1,396,116.84	\$1,396,185.75	\$3,836,000.00	36.40%		
Expenses		\$669,106.58	\$852,924.07	\$8,910,397.31	9.57%		
NET INCOME (LOSS)		\$727,010.26	\$543,261.68	-\$5,074,397.31			
CE/VR	\$492,143.27					\$458,097.27	\$348,986.72
Revenues		\$0.00	\$0.00	\$520,525.00	0.00%		
Expenses		\$34,046.00	\$45,443.75	\$721,890.00	6.30%		
NET INCOME (LOSS)		-\$34,046.00	-\$45,443.75	-\$201,365.00			
TRANSPORTATION CI	\$1,020,682.65					\$1,106,372.69	\$582,556.02
Revenues		\$92,794.25	\$92,794.25	\$243,000.00	38.19%		
Expenses		\$13,204.21	\$13,204.21	\$845,850.00	1.56%		
NET INCOME (LOSS)		\$79,590.04	\$79,590.04	-\$602,850.00			
WWTP	\$783,957.44					\$783,963.88	\$783,905.33
Revenues		\$6.44	\$13.10	\$738,050.00	0.00%		
Expenses		\$0.00	\$0.00	\$758,215.00	0.00%		
NET INCOME (LOSS)		\$6.44	\$13.10	-\$20,165.00			
W/S BOND FUND-B	\$0.00					\$0.00	\$0.00
Revenues		\$0.00	\$0.00	\$0.00			
Expenses		\$0.00	\$0.00	\$0.00			
NET INCOME (LOSS)		\$0.00	\$0.00	\$0.00			
TR. FACILITY CONST.	\$74,331.55					\$74,332.16	\$68,725.14
Revenues		\$0.61	\$1.24	\$12,050.00	0.01%		
Expenses		\$0.00	\$0.00	\$85,000.00	0.00%		
NET INCOME (LOSS)		\$0.61	\$1.24	-\$72,950.00			
TCI DEBT SERVICE	\$146,851.25					\$136,942.46	\$125,448.66
Revenues		\$1.21	\$2.46	\$90,150.00	0.00%		
Expenses		\$9,910.00	\$10,410.00	\$95,320.00	10.92%		
NET INCOME (LOSS)		-\$9,908.79	-\$10,407.54	-\$5,170.00			
DARK FIBER	\$26,852.65					\$26,852.87	\$24,850.34
Revenues		\$0.22	\$0.45	\$2.00	22.50%		
Expenses		\$0.00	\$0.00	\$15,000.00	0.00%		
NET INCOME (LOSS)		\$0.22	\$0.45	-\$14,998.00			
COMMERCIAL CORE TIF	\$112,575.38					\$138,990.55	\$70,687.64
Revenues		\$26,415.17	\$26,415.17	\$94,932.00	27.83%		
Expenses		\$0.00	\$0.00	\$50,000.00	0.00%		
NET INCOME (LOSS)		\$26,415.17	\$26,415.17	\$44,932.00			
BARBER PARK DONATION	\$34,931.59					\$34,931.59	\$8,475.50
Revenues		\$0.00	\$325.50	\$25.00	1302.00%		
Expenses		\$0.00	\$0.00	\$32,941.09	0.00%		
NET INCOME (LOSS)		\$0.00	\$325.50	-\$32,916.09			
2021 TIF DEBT SERVICE	\$999.99					\$999.99	\$725.41
Revenues		\$117,525.00	\$117,525.00	\$485,100.00	24.23%		
Expenses		\$117,525.00	\$117,525.00	\$236,050.00	49.79%		
NET INCOME (LOSS)		\$0.00	\$0.00	\$249,050.00			
TOTAL CASH	\$23,990,785.37					\$25,843,356.73	\$26,321,367.04
	Revenue	\$3,361,907.26	\$4,261,513.66				
	Expense	\$1,536,391.36	\$2,457,108.16				



Village of Mahomet

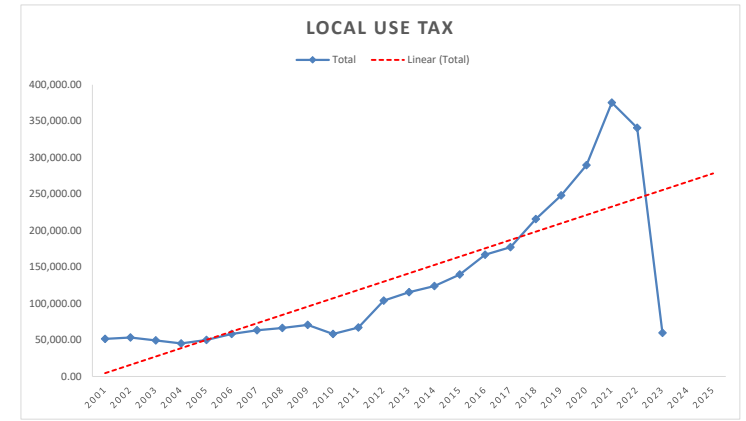
Sales Tax

Year	Sales Tax												Total	YTD +/- Previous Year	
	May	Jun	Jul	Aug	Sep	Oct	Nov	Dec	Jan	Feb	March	April			
2023	84,627.59	98,041.24												182,668.83	-803,286.60
2022	64,993.15	96,304.84	96,503.37	134,024.85	100,950.77	101,862.78	95,052.35	102,722.37	99,291.67	94,249.28	103,256.92	90,317.85	1,179,530.20	502,864.85	
2021	55,713.42	59,374.07	57,137.09	68,105.63	76,139.82	71,632.37	74,933.22	73,519.74	74,940.92	65,169.07	72,524.69	78,863.18	828,053.22	85,946.44	
2020	49,931.30	64,660.79	61,092.83	68,997.36	66,224.54	64,476.43	61,521.58	61,460.08	62,475.00	60,765.07	65,788.33	54,713.47	742,106.78	-9,378.19	
2019	53,200.13	62,050.38	64,343.05	73,903.09	67,527.76	68,213.52	63,111.89	68,760.60	61,569.76	61,605.71	62,217.96	44,981.12	751,484.97	42,291.28	
2018	45,900.86	52,366.91	51,300.48	56,686.45	55,848.37	66,175.15	65,435.01	64,551.68	66,273.08	61,158.82	68,801.48	54,695.40	709,193.69	89,331.91	
2017	42,001.31	50,817.68	50,764.46	57,909.74	55,480.03	54,020.71	56,011.89	50,419.08	53,115.30	47,669.54	57,274.76	44,377.28	619,861.78	-7,602.52	
2016	42,707.26	48,069.92	51,444.29	59,477.11	59,071.86	54,048.54	57,689.96	53,507.20	52,378.44	50,879.36	55,439.64	42,750.72	627,464.30	11,474.79	
2015	41,353.00	51,090.41	51,738.07	58,287.31	60,055.78	52,794.00	55,427.32	52,391.47	50,435.54	49,212.90	49,831.72	43,371.99	615,989.51	-11,187.16	
2014	45,236.78	53,087.93	53,567.35	59,375.75	56,841.24	55,994.64	53,028.12	50,313.66	54,354.07	47,729.15	50,590.40	47,057.58	627,176.67	-28,334.07	
2013	46,318.77	53,715.10	53,161.25	63,184.90	60,906.36	54,328.44	58,926.24	60,043.21	53,299.46	48,653.21	55,878.90	47,094.90	655,510.74	13,452.66	
2012	36,981.10	55,756.82	57,509.84	60,699.93	60,372.16	57,057.89	57,287.78	56,267.07	52,412.41	48,146.18	52,947.89	46,619.01	642,058.08	31,231.90	
2011	49,129.44	42,909.31	51,507.69	55,103.48	58,705.12	52,770.21	50,617.36	48,085.53	55,702.09	49,264.98	52,720.07	44,310.90	610,826.18	67,758.25	
2010	36,257.82	46,602.85	46,612.62	51,393.54	49,056.46	44,466.34	45,508.43	45,877.64	46,220.49	47,815.26	45,634.07	37,622.41	543,067.93	-27,178.42	
2009	40,278.72	46,528.87	49,682.67	51,031.70	53,613.97	52,325.62	51,349.28	54,330.48	48,629.11	41,071.51	43,718.78	37,685.64	570,246.35	-3,966.79	
2008	43,677.10	41,245.29	49,963.67	45,572.91	58,851.21	48,516.30	49,045.02	49,128.61	48,523.95	44,013.97	52,507.64	43,167.47	574,213.14	30,131.86	
2007	44,325.22	39,515.31	50,269.22	46,522.96	55,259.37	48,323.83	43,671.06	44,311.65	48,182.31	43,085.61	45,290.92	35,323.82	544,081.28	33,848.16	
2006	32,929.79	38,942.67	39,109.66	38,725.67	45,260.66	45,415.66	59,271.87	49,499.28	39,648.17	42,962.55	43,735.70	34,731.44	510,233.12	23,018.37	
2005	39,145.92	39,004.25	42,172.71	46,167.55	35,355.46	37,869.09	44,019.41	42,248.50	40,692.78	44,324.51	40,102.18	36,112.39	487,214.75	-1,782.29	
2004	40,041.50	36,265.45	46,982.34	40,240.97	41,291.88	42,184.14	44,703.17	39,547.24	40,653.58	39,308.56	38,831.81	38,946.40	488,997.04	85,585.26	
2003	31,597.44	28,154.08	36,277.72	37,890.46	36,019.03	35,431.43	32,076.06	36,076.72	35,410.20	33,684.39	36,477.68	24,323.57	403,411.78	-1,415.20	
2002	26,443.97	29,679.36	34,943.33	37,837.21	38,497.31	37,105.25	33,623.24	37,105.25	33,787.56	33,972.16	33,777.91	29,523.71	404,826.98	62,269.34	
2001	25,321.64	25,265.99	32,244.25	30,743.05	29,255.48	29,978.69	27,426.43	29,464.85	30,198.90	28,620.91	30,242.75	23,794.70	342,557.64	-387,582.45	
Avg last 5 years	61,693.12	76,086.26	66,075.36	80,343.48	73,338.25	74,472.05	72,010.81	74,202.89	72,910.09	68,589.59	74,517.88	64,714.20	730,140.09		



Local Use Tax

Year	Local Use Tax												Total	YTD +/- Previous Year	
	May	Jun	Jul	Aug	Sep	Oct	Nov	Dec	Jan	Feb	March	April			
2023	27,474.11	32,222.79												59,696.90	-209,960.19
2022	21,845.97	27,928.47	25,374.42	23,355.48	26,619.53	24,790.21	26,167.98	30,905.81	28,816.09	33,853.13	42,910.54	28,457.21	341,024.84	39,936.72	
2021	20,880.65	26,561.48	28,119.12	31,272.06	31,571.21	31,924.62	30,399.81	31,715.51	33,231.41	35,412.25	49,971.00	24,499.93	375,559.05	85,711.29	
2020	20,286.76	23,062.48	21,828.97	21,923.28	22,287.26	22,912.41	21,951.36	24,585.28	26,993.41	25,288.79	34,699.80	24,027.96	289,847.76	41,484.55	
2019	16,454.85	19,871.74	17,343.43	18,911.74	20,253.64	19,647.50	18,685.54	21,435.12	22,688.55	25,104.18	30,357.10	17,609.82	248,363.21	32,424.39	
2018	12,501.31	18,814.84	16,157.15	16,278.87	17,218.12	16,484.08	17,530.48	18,474.70	18,346.33	21,252.09	26,880.25	16,000.60	215,938.82	38,607.69	
2017	12,474.43	14,658.40	14,277.50	13,893.04	15,669.31	12,470.55	13,594.94	13,975.08	15,241.63	14,797.81	22,994.81	13,283.63	177,331.13	10,300.35	
2016	12,957.84	13,662.00	13,410.44	12,773.71	14,408.17	13,358.39	12,206.45	14,034.62	14,134.18	13,928.87	19,918.30	12,237.81	167,030.78	27,263.30	
2015	8,508.88	11,234.18	10,356.63	11,003.62	12,282.24	10,473.24	11,342.08	13,762.45	13,021.39	12,379.55	18,764.39	6,638.83	139,767.48	15,866.50	
2014	7,339.46	9,212.23	10,110.30	8,928.03	11,857.59	10,200.83	9,531.38	10,283.10	10,389.11	11,035.46	10,389.11	16,346.05	123,900.98	8,291.39	
2013	7,639.67	9,444.98	8,710.49	9,107.84	10,183.33	8,415.25	9,395.75	9,626.24	9,355.34	9,855.48	14,076.51	9,798.71	115,609.59	11,706.31	
2012	5,687.22	9,369.57	8,753.75	8,528.77	9,423.72	7,542.44	8,982.93	6,812.87	8,567.30	8,626.55	13,183.49	8,424.67	103,903.28	36,707.47	
2011	3,232.06	6,450.09	4,908.75	4,653.10	6,003.58	4,990.76	4,835.23	5,618.40	7,068.32	5,494.69	8,650.10	5,290.23	67,195.81	8,899.10	
2010	4,347.46	5,216.28	5,325.95	4,504.79	5,989.75	4,759.11	4,825.21	4,588.58	4,447.76	3,972.78	6,829.17	4,063.87	58,296.71	-12,427.75	
2009	4,852.03	6,212.25	5,728.55	5,267.70	6,474.19	5,419.42	6,824.97	6,200.17	5,934.58	5,309.92	7,638.45	4,862.23	70,724.46	4,249.17	
2008	4,127.29	5,031.58	5,132.42	5,583.93	6,553.34	4,812.98	5,063.29	5,504.21	5,629.56	5,672.78	8,086.81	5,277.10	66,475.29	3,189.48	
2007	4,790.10	4,526.86	5,508.03	4,910.45	5,658.35	4,742.29	5,786.71	5,656.65	5,341.84	4,784.63	7,300.08	4,279.82	63,285.81	5,032.80	
2006	4,072.53	4,654.60	5,585.27	4,361.78	5,130.95	4,174.18	4,497.51	4,819.72	4,469.45	4,309.84	7,401.03	4,776.15	58,253.01	8,082.01	
2005	4,321.29	4,206.15	3,786.62	3,927.40	4,668.15	4,079.86	3,914.23	4,241.34	3,831.53	3,502.27	6,071.42	3,620.74	50,171.00	4,843.28	
2004	2,729.32	3,690.67	3,487.25	3,202.73	4,069.21	3,969.40	3,608.05	3,199.34	3,344.93	3,932.99	5,446.40	4,647.43	45,327.72	-4,115.24	
2003	4,191.58	8,778.65	3,373.34	3,268.33	3,725.55	3,324.56	3,339.33	3,998.28	3,652.06	3,393.78	5,138.15	3,259.35	49,442.96	-3,909.46	
2002	3,933.12	1,778.74	8,266.07	4,434.61	4,850.81	4,978.80	4,273.83	4,519.66	5,307.76	4,636.22	6,372.80		53,352.42	1,819.55	
2001	2,535.45		11,192.08	4,801.99		4,030.65	4,514.71	5,186.74	4,863.66	4,132.48	6,038.89		51,532.87		
Avg last 5 years	21,388.47	25,929.39	21,764.62	22,348.29	23,589.95	23,151.76	22,947.03	25,423.28	26,015.16	28,182.09	36,963.74	22,119.10	261,407.99		

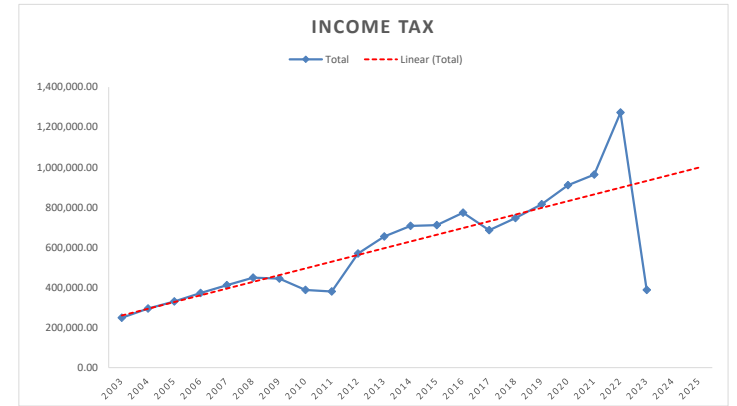




Village of Mahomet

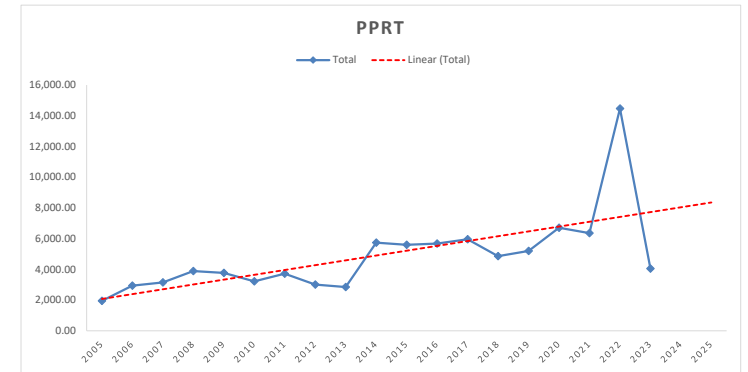
Income Tax

Year	May	Jun	Jul	Aug	Sep	Oct	Nov	Dec	Jan	Feb	March	April	Total	YTD +/- Previous Year
2023	299,455.87	87,966.99											387,422.86	-667,273.20
2022	141,347.46	124,017.91	111,255.29	62,471.57	65,973.40	119,889.19	68,727.18	72,195.70	128,540.38	160,277.98	69,471.27	148,415.67	1,272,583.00	477,999.62
2021	84,689.17	52,457.35	83,300.10	113,889.16	64,531.12	93,446.69	63,142.70	55,902.45	89,063.93	94,160.71	64,895.09	103,474.61	962,953.08	52,525.09
2020	168,683.53	52,679.21	78,780.43	56,472.24	49,980.71	89,174.79	58,200.33	54,996.80	76,871.50	79,198.68	58,892.06	86,497.71	910,427.99	94,880.72
2019	115,206.55	53,221.17	71,960.14	52,823.42	51,553.52	80,123.74	57,707.49	47,831.54	69,693.66	83,847.08	50,486.70	81,092.26	815,547.27	69,125.45
2018	97,278.60	58,225.13	77,024.78	36,809.87	43,418.06	66,106.63	49,751.11	43,800.18	63,832.69	92,397.42	46,450.47	71,326.88	746,421.82	60,360.85
2017	98,998.62	47,321.63	67,535.86	39,328.83	42,958.67	63,481.34	42,607.31	38,601.13	62,409.62	72,180.70	37,779.84	72,857.42	686,060.97	-87,441.77
2016	130,103.88	54,029.99	76,233.14	44,239.49	42,135.56	74,055.10	48,828.87	38,187.40	71,650.70	78,408.20	45,392.97	70,237.44	773,502.74	62,693.65
2015	109,700.45	40,860.18	67,624.89	39,449.47	38,577.39	68,833.43	46,407.08	34,895.20	59,124.03	88,213.43	38,482.87	78,640.67	710,809.09	3,545.39
2014	123,837.11	42,072.57	64,436.54	40,034.43	39,056.69	68,140.73	45,115.14	36,010.30	66,685.10	70,769.91	40,420.82	70,684.36	707,263.70	53,168.79
2013	91,198.58	47,948.11	61,572.20	38,637.24	38,324.94	60,345.62	45,597.53	37,629.87	58,330.44	68,856.36	38,610.18	67,043.84	654,094.91	84,859.11
2012	45,371.02	43,325.90	56,126.33	38,613.13	37,166.67	59,152.74	37,594.87	35,397.17	52,590.77	60,634.32	40,452.78	62,810.10	569,235.80	188,992.40
2011	48,197.94	25,699.83	36,118.48	23,679.40	24,283.99	35,294.05	26,561.91	29,376.01	33,490.77	41,387.12	20,642.29	35,511.61	380,243.40	-7,106.40
2010	59,400.24	31,716.51	34,532.38	23,506.66	22,444.96	34,587.00	26,059.22	20,484.12	36,006.74	38,161.06	23,612.81	36,838.10	387,349.80	-57,017.10
2009	74,271.50	39,702.23	43,950.96	25,627.34	24,638.87	43,822.06	27,369.17	21,318.32	35,999.34	45,263.70	24,531.40	37,872.01	444,366.90	-4,674.70
2008	63,820.01	40,706.55	40,306.06	24,193.58	24,817.16	42,280.83	27,176.09	24,765.53	36,540.71	53,997.06	28,828.31	41,609.71	449,041.60	37,991.27
2007	54,227.07	38,749.07	36,761.39	22,816.29	24,142.20	41,293.54	24,971.48	24,488.53	32,834.04	45,538.19	24,130.59	41,097.94	411,050.33	38,388.44
2006	49,645.52	30,823.28	34,450.80	21,477.04	22,683.61	36,331.96	23,805.44	21,580.17	32,558.88	40,133.87	22,717.27	36,454.08	372,661.89	42,490.75
2005	39,983.18	21,943.58	29,110.60	19,385.18	22,276.17	31,386.85	21,814.18	21,126.71	29,549.20	35,978.12	23,464.89	34,152.45	330,171.14	35,425.04
2004	40,527.09	25,794.18	26,631.37	17,495.15	17,571.08	25,164.38	16,836.76	21,806.83	27,337.76	30,002.12	19,758.79	25,820.59	294,746.10	45,746.43
2003	0.00	0.00	29,855.62	20,389.34	20,612.36	29,866.52	20,847.58	20,847.58	29,899.98	31,858.03	22,411.33	22,411.33	248,999.67	
Avg last 5 years	161,876.52	74,068.53	84,464.15	64,493.25	55,091.36	89,748.21	59,505.76	54,945.33	85,600.43	101,976.37	58,039.12	98,161.43	824,282.23	



Personal Property Replacement Tax

Year	May	Jun	Jul	Aug	Sep	Oct	Nov	Dec	Jan	March	April	Total	YTD +/- Previous Year	
2023	4,045.24											4,045.24	-4,845.32	
2022	2,110.82		1,538.13	195.61		2,562.73		531.77	1,951.50	2,555.75	3,021.42	14,467.73	10,102.27	
2021	939.88		841.39	621.76		788.21		204.00	970.22	350.54	1,637.91	6,353.91	-355.85	
2020	1,478.54		873.13	194.39		1,519.59		252.36	922.77	183.45	1,285.53	6,709.76	1,509.14	
2019	1,072.59		835.78	84.47		834.24		184.96	702.73	244.60	1,241.25	5,200.62	341.48	
2018	920.76		941.55	43.41		642.77		169.47	577.03	511.89	1,052.26	4,859.14	-1,102.18	
2017	893.47		971.29	113.07		883.45		235.29	873.74	561.26	1,429.75	5,961.32	286.76	
2016	1,177.44		967.3	130.36		972.38		237.49	773.19	310.53	1,105.87	5,674.56	73.40	
2015	923.23		930.15	100.05		921.83		245.38	817.95	233.50	1,429.07	5,601.16	-139.90	
2014	1,069.75		1,045.25	109.64		763.87		278.65	943.1	279.89	1,250.91	5,741.06	2,891.72	
2013	748.21		966.92	116.84		735.83		281.54	747.76	234.02	1,185.63	2,849.34	-157.75	
2012	764.51		709.31	177.54		1,184.61		171.12	729.22	203.84	1,119.85	3,007.09	-715.83	
2011	654.94		665.23	87.36		1,281.60		1,033.79	529.79	293.07	1,063.31	3,722.92	506.70	
2010	1,065.39		857.22	88.06		978.89		226.66	644.09	251.17	934.71	3,216.22	-550.93	
2009	1,183.25		947.35	517.83		845.62		273.1	614.71	226.63	1,092.44	3,767.15	-121.71	
2008	1,040.91		1,036.68	457.25		950.07		403.95	842.09	389.65	1,105.68	3,888.86	737.84	
2007	722.36		942.4	297.63		951		237.63	690.79	365.46	1,251.85	3,151.02	215.80	
2006	548.31		758.39	591.08		798.23		239.21	714.52	249.26	1,125.05	2,935.22	988.06	
2005	393.24		560.7	244.19		571.22		177.81	616.79	339.58	990.08	1,947.16	488.25	
2004			507.8	50.98		488.32		411.81	580.07	252.62	771.48	1,458.91		
2003														
Avg last 5 years	1,929.41		1,006.00	227.93		1,269.51		268.51	1,024.85	769.25	1,647.67	5,816.95		

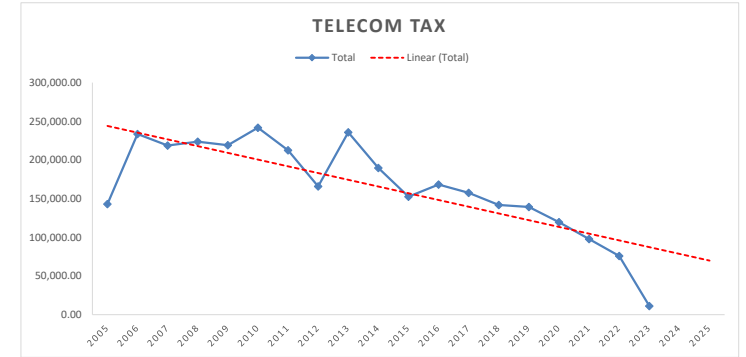




Village of Mahomet

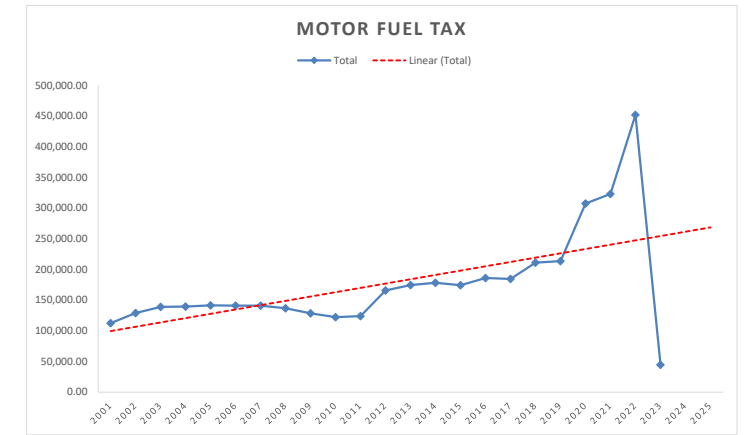
Telecommunications Tax

Year	May	Jun	Jul	Aug	Sep	Oct	Nov	Dec	Jan	Feb	March	April	Total	YTD +/- Previous Year
2023	5,404.58	5,794.25											11,198.83	-52,380.18
2022	6,454.84	7,188.58	6,313.34	6,266.28	6,711.78	6,119.47	6,119.93	6,687.98	6,012.77	5,704.04	6,370.10	5,914.86	75,863.97	-9,667.14
2021	9,704.40	10,024.89	9,329.91	8,666.47	9,940.57	9,635.12	8,316.21	6,981.45	6,810.50	6,421.59	6,386.19	5,531.35	97,748.65	-21,816.59
2020	10,307.53	10,676.28	10,157.82	10,090.92	9,643.43	10,092.51	9,723.17	9,672.09	9,872.30	9,686.54	10,124.15	9,518.50	119,565.24	-19,625.63
2019	10,876.54	11,509.87	11,074.96	12,682.54	11,350.39	11,494.76	11,948.64	11,495.07	12,766.77	11,374.53	11,775.84	10,840.96	139,190.87	-2,615.08
2018	12,156.59	12,718.11	12,139.70	12,307.08	11,768.67	11,969.60	11,659.43	11,284.88	11,458.69	11,091.84	11,673.65	11,577.71	141,805.95	-15,651.89
2017	12,879.53	13,789.71	12,987.79	13,084.45	13,762.61	13,182.50	13,624.65	12,901.06	12,761.40	12,847.29	13,069.50	12,567.35	157,457.84	-10,734.30
2016	11,581.21	12,258.16	11,553.39	13,964.64	14,095.24	14,090.77	13,370.69	20,717.83	13,811.72	13,132.32	16,044.78	13,571.39	168,192.14	15,697.35
2015	15,010.10	14,745.02	15,274.58	12,138.01	12,147.95	12,321.38	11,896.49	12,052.81	11,858.46	10,253.06	13,262.75	11,534.18	152,494.79	-37,262.41
2014	16,237.93	16,912.24	16,003.01	15,514.08	15,162.47	15,629.37	15,704.88	15,200.80	15,953.07	15,684.37	15,953.68	15,801.30	189,757.20	-46,084.85
2013	10,308.97	58,556.72	16,797.55	17,199.25	17,691.59	14,332.63	15,822.33	18,559.42	16,823.65	16,427.10	16,729.72	16,593.12	235,842.05	69,942.47
2012	17,268.87	15,628.29	17,479.15	15,470.34	15,975.11	11,990.96	11,196.65	11,862.53	12,254.90	12,859.94	12,060.21	11,852.63	165,899.58	-46,623.13
2011	23,730.93	16,330.89	19,645.37	23,597.65	16,242.43	17,364.16	17,527.02	16,873.60	12,067.12	19,908.57	11,391.54	17,843.43	212,522.71	-29,224.31
2010	18,296.29	19,092.43	23,979.70	23,475.91	19,086.74	19,457.44	19,222.16	19,345.49	20,275.86	19,162.32	20,139.39	20,213.29	241,747.02	22,575.64
2009	15,217.37	10,732.60	17,613.83	21,839.42	19,099.62	18,963.06	18,740.97	18,117.20	18,834.25	23,139.54	16,466.38	20,407.14	219,171.38	-4,549.78
2008	16,011.90	18,948.93	17,230.01	14,912.08	26,491.10	18,819.39	18,911.80	21,995.59	16,242.09	14,457.97	24,864.60	14,835.70	223,721.16	5,115.33
2007	28,353.03	11,054.60	16,147.44	25,931.82	18,276.08	15,964.62	17,945.66	14,064.82	17,622.26	15,152.98	17,465.35	20,627.17	218,605.83	-14,906.94
2006	20,281.79	19,953.09	22,352.32	18,795.89	13,653.40	26,884.40	18,251.39	17,308.24	15,337.17	14,114.36	29,348.98	17,231.74	233,512.77	90,566.39
2005			0.00	0.00	0.00	16,193.68	23,735.50	24,172.31	24,040.25	17,556.47	19,132.07	18,116.10	142,946.38	
Avg last 5 years	8,549.58	9,038.77	9,803.15	10,002.66	9,882.97	9,862.29	9,553.48	9,224.29	9,384.21	8,855.71	9,265.99	8,676.68	131,153.71	



Motor Fuel Tax

Year	May	Jun	Jul	Aug	Sep	Oct	Nov	Dec	Jan	Feb	March	April	Total	YTD +/- Previous Year
2023	28,187.26	16,481.58											44,668.84	-266,934.98
2022	27,672.07	27,447.02	28,196.04	27,952.48	30,308.86	53,977.61	26,751.62	29,478.07	31,245.79	28,574.26	112,291.13	27,963.08	451,858.03	175,664.45
2021	24,913.31	19,725.86	20,295.13	24,835.67	28,980.85	26,919.41	51,496.94	26,835.42	27,884.81	24,306.18	22,953.86	23,783.11	322,930.55	15,566.94
2020	18,593.04	17,039.36	15,533.64	19,416.18	27,933.32	30,341.32	27,839.97	35,058.81	36,873.32	26,128.62	25,847.75	26,758.28	307,363.61	93,683.70
2019	17,703.35	16,224.29	19,042.24	19,042.24	18,362.15	15,338.69	20,124.56	18,947.26	18,244.52	18,224.40	16,575.20	15,851.01	213,679.91	2,541.26
2018	15,891.18	18,647.23	14,808.24	19,416.60	18,339.92	16,211.18	18,560.57	18,915.98	18,561.04	19,003.04	16,463.43	16,320.24	211,138.65	26,547.14
2017	16,517.85	16,404.68	10,345.36	16,605.32	15,769.59	13,919.92	16,113.99	16,418.15	17,217.96	16,367.53	15,605.46	13,305.70	184,591.51	-1,422.80
2016	16,880.62	15,849.74	10,287.38	18,308.53	17,640.13	11,878.41	15,433.64	17,874.85	16,380.53	15,821.49	15,945.31	13,713.68	186,014.31	11,641.82
2015	13,380.42	18,787.00	14,127.85	15,836.87	10,753.83	14,619.84	15,735.00	15,948.97	18,277.33	17,177.23	13,039.06	6,689.09	174,372.49	-3,912.41
2014	12,481.23	18,456.42	12,667.95	14,858.51	17,448.20	12,342.61	15,856.36	13,677.48	18,162.06	16,004.39	14,739.85	11,589.84	178,284.90	3,844.50
2013	14,090.61	15,695.90	13,221.56	15,450.50	15,486.24	13,447.10	14,708.77	15,680.44	15,024.20	14,581.58	12,390.43	14,663.07	174,440.40	8,588.90
2012	10,065.73	9,874.86	9,188.38	15,859.11	15,573.61	13,952.42	15,501.57	16,376.75	15,266.13	14,679.72	14,961.02	14,552.20	165,851.50	41,958.92
2011	10,578.96	10,235.35	9,673.78	10,485.56	10,198.76	11,741.06	8,601.26	10,971.11	10,503.14	11,362.57	9,149.93	10,391.10	123,892.58	1,651.39
2010	9,738.93	13,301.44	7,076.29	11,740.72	9,864.39	8,086.08	8,217.04	13,337.67	10,032.36	11,660.83	9,182.87	10,002.57	122,241.19	-6,204.02
2009	10,917.45	12,710.00	9,649.87	10,689.36	9,751.87	8,936.36	12,149.58	8,289.29	11,845.30	11,676.59	11,374.02	10,455.52	128,445.21	-8,380.46
2008	11,588.34	12,712.31	10,326.95	12,236.94	12,183.27	10,585.54	12,059.58	10,649.94	11,339.84	12,128.48	10,490.27	10,524.21	136,825.67	-4,269.43
2007	11,175.51	10,705.14	12,646.52	12,000.70	12,703.01	10,942.84	11,088.50	12,339.90	11,861.34	11,584.08	12,390.72	11,656.84	141,095.10	81.99
2006	11,578.98	11,725.88	10,983.67	12,888.80	11,523.96	10,476.20	12,423.72	12,755.27	11,738.87	12,067.08	11,765.30	11,085.38	141,013.11	-450.08
2005	10,454.03	13,852.57	10,489.63	11,965.72	12,173.66	12,688.76	10,056.57	11,802.95	12,012.59	13,328.73	10,785.18	11,852.80	141,463.19	1,924.49
2004	11,266.94	12,302.69	10,630.84	12,036.53	12,565.82	11,966.33	12,026.28	11,824.11	11,226.38	11,376.12	12,130.75	10,185.91	139,538.70	579.66
2003	11,218.71	11,496.25	12,360.83	12,400.82	10,851.04	12,782.38	11,350.42	12,213.05	11,719.01	11,513.50	11,189.44	9,863.59	138,959.04	9,977.36
2002	8,701.55	9,679.15	9,016.13	12,111.00	11,760.18	11,361.37	11,509.72	11,102.99	11,384.92	11,270.54	11,151.03	9,933.10	128,981.68	16,590.87
2001	8,176.12	9,519.75	8,811.16	10,861.14	9,551.49	9,724.24	9,728.32	9,902.23	9,324.98	10,587.19	8,544.03	7,660.16	112,390.81	
Avg last 5 years	20,954.59	19,816.75	19,575.06	22,132.63	24,785.02	28,557.64	28,954.73	25,847.11	26,561.90	23,247.30	38,826.27	19,203.67	247,940.85	

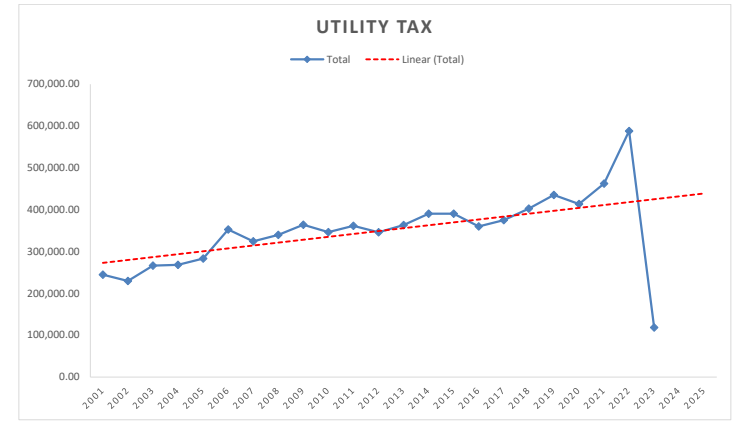




Village of Mahomet

Utility Tax

Year	May	Jun	Jul	Aug	Sep	Oct	Nov	Dec	Jan	Feb	March	April	Total	YTD +/- Previous Year
2023	60,358.65	58,160.08											118,518.73	-276,362.65
2022	33,693.66	32,164.37	35,688.51	37,075.75	38,429.35	40,250.22	32,249.44	34,362.03	50,678.97	60,289.08	120,258.33	73,072.66	588,212.37	219,051.67
2021	31,996.63	27,991.13	32,863.34	38,539.02	36,543.29	35,860.59	45,697.96	30,417.52	39,005.97	50,245.25	52,563.91	40,775.78	462,500.39	48,678.56
2020	30,040.20	26,237.73	29,682.96	35,885.16	34,965.27	32,701.99	29,286.46	31,363.04	38,567.73	43,427.67	42,470.22	39,193.40	413,821.83	-21,526.02
2019	37,672.05	28,295.67	33,422.89	38,992.49	32,924.52	33,769.71	29,751.76	29,825.05	40,966.15	43,087.89	46,135.58	40,504.09	435,347.85	32,878.46
2018	26,820.60	24,554.11	28,870.88	33,718.46	32,974.24	28,892.21	28,623.33	29,336.73	37,103.78	52,690.34	42,889.03	35,995.68	402,469.39	27,270.00
2017	27,967.50	22,997.90	28,175.44	33,197.53	35,042.09	32,123.68	26,201.76	24,928.89	33,814.79	46,042.45	34,838.32	29,869.04	375,199.39	14,975.74
2016	27,425.57	23,431.53	28,294.51	28,815.74	32,325.27	30,181.18	23,317.12	24,570.77	31,094.07	41,618.20	39,042.04	30,107.65	360,223.65	-30,311.99
2015	30,400.64	24,304.36	28,136.50	31,207.95	27,286.84	31,311.86	23,486.83	27,153.85	39,346.19	46,292.78	41,843.89	39,763.95	390,535.64	-47.40
2014	30,498.93	23,644.61	25,599.94	29,803.53	27,576.77	31,223.95	24,264.57	27,147.19	35,649.06	46,391.86	47,729.94	41,052.69	390,583.04	27,286.79
2013	22,995.80	22,568.92	25,747.20	34,775.43	31,932.29	26,950.16	22,380.62	27,065.93	31,392.66	43,235.24	37,717.34	36,534.66	363,296.25	17,103.55
2012	25,141.49	24,652.14	26,339.56	29,509.42	32,942.09	27,055.45	21,143.29	25,710.43	31,432.97	38,325.33	34,810.40	29,130.13	346,192.70	-15,439.85
2011	24,588.75	21,596.38	27,458.75	31,072.04	32,250.10	28,260.88	22,260.24	23,782.33	36,247.45	44,596.31	39,155.03	30,364.29	361,632.55	15,207.42
2010	25,962.23	20,317.84	22,463.83	26,835.09	24,628.53	24,320.52	21,698.87	25,019.92	34,989.69	47,300.78	39,448.28	33,439.55	346,425.13	-17,657.34
2009	28,566.56	20,050.36	24,669.91	26,079.83	24,555.57	25,928.23	21,328.27	28,726.82	41,987.67	49,080.10	41,173.76	31,935.39	364,082.47	24,375.90
2008	25,681.94	18,904.13	22,007.56	31,043.69	20,318.64	25,864.27	23,130.47	20,782.69	32,487.44	41,274.60	41,034.37	37,176.77	339,706.57	15,394.73
2007	25,060.30	18,872.90	18,879.51	25,025.13	27,954.31	22,500.77	19,305.45	26,294.26	32,835.12	33,750.41	40,623.37	33,160.31	324,311.84	-28,314.21
2006	25,157.44	20,099.68	18,249.09	23,596.95	24,926.85	24,092.53	44,337.33	22,627.76	38,541.66	42,876.11	36,509.47	31,611.18	352,626.05	69,442.87
2005	20,886.65	17,796.77	22,850.18	20,471.93	21,339.28	18,971.46	19,920.70	23,611.05	30,857.39	37,940.22	33,775.89	14,761.66	283,183.18	14,882.12
2004	17,873.99	15,033.59	18,304.12	19,944.90	20,238.13	19,757.55	16,623.03	22,671.60	28,242.31	35,211.25	31,190.46	23,210.13	268,301.06	1,683.27
2003	18,544.60	15,039.85	21,125.50	20,682.92	20,308.56	18,216.22	17,447.12	22,204.23	25,353.37	31,262.52	31,418.62	25,014.28	266,617.79	36,976.59
2002	17,718.96	16,481.87	18,014.34	18,838.81	19,225.13	16,084.92	15,870.69	16,709.71	22,083.61	23,541.20	24,200.40	20,871.56	229,641.20	-14,973.11
2001	13,275.34	14,254.29	18,003.18	15,785.24	18,103.40	16,931.73	16,734.81	17,259.91	29,650.75	33,834.57	28,208.84	22,572.25	244,614.31	
Avg last 5 years	38,752.24	34,569.80	32,105.72	36,842.18	35,167.33	34,294.94	33,121.79	31,060.87	41,264.52	49,948.05	60,863.41	45,908.32	397,412.42	



Cannabis Tax

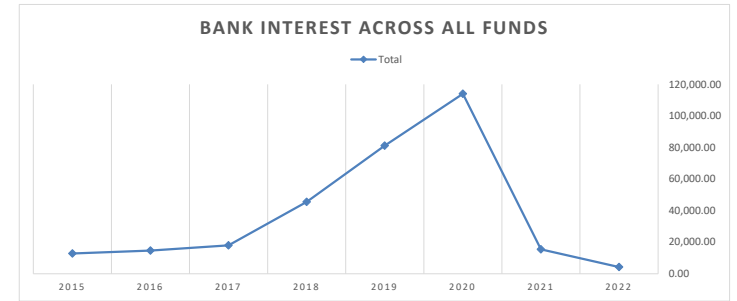
Year	May	Jun	Jul	Aug	Sep	Oct	Nov	Dec	Jan	Feb	March	April	Total	YTD +/- Previous Year
2023	1,305.40	1,311.22											2,616.62	-8,431.89
2022	962.42	1,116.84	984.45	878.39	1,044.83	1,242.49	1,087.54	1,087.99	1,333.15	1,310.41	1,386.58	142.79	12,577.88	7,401.01
2021	395.81	306.58	409.99	467.42	633.43	414.40	469.31	403.55	928.57	747.81	737.21	951.82	6,865.90	5,491.33
2020											590.19	784.38	1,374.57	1,374.57

Overall Totals

1,423,053.45

Bank interest across all funds

Year	May	Jun	Jul	Aug	Sep	Oct	Nov	Dec	Jan	Feb	March	April	Total	YTD +/- Previous Year
2023	414.07	407.36											821.43	-2,790.74
2022	380.54	329.33	334.79	525.27	333.10	344.79	342.48	333.65	406.53	281.69	307.94	332.56	4,252.67	1,108.41
2021	333.27	351.85	272.86	362.49	273.30	304.00	281.46	278.93	412.95	273.15	648.06	11,646.99	15,439.31	-98,559.22
2020	3,023.32	2,752.69	14,237.29	15,535.20	15,149.18	12,494.62	12,242.75	11,092.29	10,477.03	10,118.68	4,877.04	1,998.44	113,998.53	35,837.01
2019	2,990.43	3,189.13	3,578.06	16,211.20	2,886.20	3,515.93	3,057.84	2,906.03	2,875.54	34,132.37	2,818.79	3,036.45	81,197.97	35,646.66
2018	1,454.46	3,530.19	3,682.89	3,297.56	3,232.35	3,437.34	3,178.40	2,854.45	3,189.95	11,780.71	2,927.43	2,985.58	45,551.31	27,565.90
2017	1,228.13	1,244.73	1,265.72	1,400.79	1,347.19	1,367.95	1,319.81	1,240.60	1,253.99	1,092.27	1,200.22	4,023.94	17,985.41	3,334.15
2016	1,113.14	1,328.93	1,334.29	1,289.82	1,275.69	1,269.78	1,274.21	1,191.76	1,096.40	1,191.26	1,187.79	1,098.19	14,651.26	1,829.54
2015	817.47	887.72	911.88	802.80	1,028.52	1,397.96	1,186.05	1,280.98	1,124.42	1,053.98	1,205.51	1,124.43	12,821.72	



VILLAGE OF MAHOMET
REVENUES WITH COMPARISON TO BUDGET
FOR THE 2 MONTHS ENDING JUNE 30, 2022

GENERAL FUND

	PERIOD ACTUAL	YTD ACTUAL	BUDGET	UNEARNED	PCNT
<u>GENERAL REVENUE</u>					
01-00-4050 CITY COURT	50.00	200.00	3,000.00	2,800.00	6.7
01-00-4100 ILLINOIS SALES TAX	98,041.24	182,668.83	1,000,000.00	817,331.17	18.3
01-00-4110 CANNABIS	1,311.22	2,616.62	14,000.00	11,383.38	18.7
01-00-4150 USE TAX	32,222.79	59,696.90	330,000.00	270,303.10	18.1
01-00-4206 REAL ESTATE TAX	401,859.93	401,859.93	825,476.80	423,616.87	48.7
01-00-4207 RET-AUDIT	11,388.86	11,388.86	23,702.53	12,313.67	48.1
01-00-4208 RET-PD	136,432.76	136,432.76	283,946.60	147,513.84	48.1
01-00-4209 RET-S/A	62,987.03	62,987.03	131,089.49	68,102.46	48.1
01-00-4210 RET-ROAD/BRIDGE	35,549.84	35,549.84	74,051.98	38,502.14	48.0
01-00-4212 RET-ESDA	930.17	930.17	1,934.90	1,004.73	48.1
01-00-4300 INCOME TAX	87,966.99	387,422.86	1,100,000.00	712,577.14	35.2
01-00-4400 INTEREST INCOME	44.22	86.32	500.00	413.68	17.3
01-00-4415 LIQUOR & GAMING LICENSE FEE	2,660.00	2,710.00	50,000.00	47,290.00	5.4
01-00-4420 VIDEO GAMING TAX	6,075.11	17,581.67	50,000.00	32,418.33	35.2
01-00-4500 BUILDING PERMITS & FEES	16,124.69	27,669.89	85,000.00	57,330.11	32.6
01-00-4505 LICENSE AND FEES	.00	135.00	3,000.00	2,865.00	4.5
01-00-4510 FRANCHISE/MAINTENANCE FEE	3,712.28	17,214.78	375,000.00	357,785.22	4.6
01-00-4550 POLICE FINES	2,293.19	2,681.29	20,000.00	17,318.71	13.4
01-00-4600 REPLACEMENT TAX	.00	4,045.24	6,000.00	1,954.76	67.4
01-00-4700 MISC. INCOME	25.00	1,409.48	611,000.00	609,590.52	.2
01-00-4800 REIMBURSEMENT-SRO	.00	.00	115,000.00	115,000.00	.0
01-00-4900 TRANSFER FROM UTILITY TAX	.00	.00	275,000.00	275,000.00	.0
01-00-4917 TRANSFER FROM IMRF	6,738.20	13,480.02	123,441.50	109,961.48	10.9
01-00-4919 TRANSFER FROM SOCIAL SECURITY	8,415.22	23,515.58	147,318.78	123,803.20	16.0
TOTAL GENERAL REVENUE	914,828.74	1,392,283.07	5,648,462.58	4,256,179.51	24.7
TOTAL FUND REVENUE	914,828.74	1,392,283.07	5,648,462.58	4,256,179.51	24.7

VILLAGE OF MAHOMET
EXPENDITURES WITH COMPARISON TO BUDGET
FOR THE 2 MONTHS ENDING JUNE 30, 2022

GENERAL FUND

	PERIOD ACTUAL	YTD ACTUAL	BUDGET	UNEXPENDED	PCNT
<u>GENERAL REVENUE</u>					
01-00-7803 TRANSFER TO RECREATION	.00	.00	14,000.00	14,000.00	.0
01-00-7804 TRANSFER TO CAP. IMPROVEMENT	.00	.00	475,000.00	475,000.00	.0
01-00-7806 TRANSFER TO CR/VRF	.00	.00	375,000.00	375,000.00	.0
01-00-7810 TRANSFER TO ED	.00	.00	65,000.00	65,000.00	.0
01-00-7812 TRANSFER TO PARKS	.00	.00	20,000.00	20,000.00	.0
01-00-7817 TRANSFER TO IMRF	.00	.00	5,000.00	5,000.00	.0
01-00-7819 TRANSFER TO SS	.00	.00	15,000.00	15,000.00	.0
01-00-7821 TRANSFER TO PREF-SALES TAX	.00	.00	30,000.00	30,000.00	.0
01-00-7822 TRANSFER TO INSURANCE	.00	.00	10,000.00	10,000.00	.0
01-00-7833 TRANSFER TO TIF-EAST MAHOMET	.00	.00	850,000.00	850,000.00	.0
01-00-7835 TRANSFER TO TRANS FACILITY CON	.00	.00	12,000.00	12,000.00	.0
TOTAL GENERAL REVENUE	.00	.00	1,871,000.00	1,871,000.00	.0
<u>POLICE</u>					
01-10-7011 WAGES	65,026.68	152,925.46	862,811.87	709,886.41	17.7
01-10-7012 OVERTIME	1,457.53	5,589.19	35,000.00	29,410.81	16.0
01-10-7015 PART-TIME - TEMPORARY	47.93	116.10	.00	(116.10)	.0
01-10-7021 IMRF	352.30	703.12	5,000.00	4,296.88	14.1
01-10-7022 FICA/MEDICARE	4,947.90	11,849.36	71,000.00	59,150.64	16.7
01-10-7023 SLEP	882.20	1,755.85	15,400.00	13,644.15	11.4
01-10-7024 POLICE PENSION	(1,878.96)	(1,878.96)	535,841.00	537,719.96	(.4)
01-10-7060 ANIMAL CONTROL	.00	.00	5,000.00	5,000.00	.0
01-10-7071 HEALTH/LIFE INSURANCE	9,643.39	19,270.03	151,500.00	132,229.97	12.7
01-10-7075 BUILDING MAINT	781.21	3,273.67	34,000.00	30,726.33	9.6
01-10-7090 CITY COURT	996.00	996.00	9,000.00	8,004.00	11.1
01-10-7201 EQUIPMENT - NEW	784.01	770.77	18,000.00	17,229.23	4.3
01-10-7211 EQUIP. MAINT. & REPAIR	176.16	341.08	4,000.00	3,658.92	8.5
01-10-7314 LEGAL FEES	.00	.00	6,000.00	6,000.00	.0
01-10-7315 POLICE CAMERA SYSTEM	.00	.00	63,500.00	63,500.00	.0
01-10-7321 GEN/OFFICE SUPPLIES	876.14	1,260.05	4,500.00	3,239.95	28.0
01-10-7330 COMPUTER LIC./SUPPORT	1,178.50	7,425.75	36,000.00	28,574.25	20.6
01-10-7331 METCAD	392.80	785.62	116,642.00	115,856.38	.7
01-10-7355 RECRUITMENT/HIRING	34.47	2,603.49	18,000.00	15,396.51	14.5
01-10-7356 FIRE AND POLICE COMMISSION	.00	.00	1,500.00	1,500.00	.0
01-10-7371 SCHOOLS/TRAINING/TRAVEL	3,700.00	3,700.00	18,000.00	14,300.00	20.6
01-10-7391 UTILITIES	210.87	1,240.39	18,500.00	17,259.61	6.7
01-10-7401 UNIFORMS	2,137.18	3,013.07	10,000.00	6,986.93	30.1
01-10-7451 VEHICLE FUEL	5,059.65	6,884.30	30,000.00	23,115.70	23.0
01-10-7454 VEHICLE MAINT.	6,173.34	7,357.93	15,000.00	7,642.07	49.1
01-10-7501 MISCELLANEOUS	793.87	1,775.95	4,500.00	2,724.05	39.5
TOTAL POLICE	103,773.17	231,758.22	2,088,694.87	1,856,936.65	11.1

VILLAGE OF MAHOMET
EXPENDITURES WITH COMPARISON TO BUDGET
FOR THE 2 MONTHS ENDING JUNE 30, 2022

GENERAL FUND

	PERIOD ACTUAL	YTD ACTUAL	BUDGET	UNEXPENDED	PCNT
<u>STREET/ALLEY & PUBLIC BUILDING</u>					
01-20-7011	25,354.59	60,190.14	344,035.03	283,844.89	17.5
01-20-7012	506.09	1,259.71	20,000.00	18,740.29	6.3
01-20-7015	107.37	231.86	.00	(231.86)	.0
01-20-7021	2,059.96	4,124.86	35,000.00	30,875.14	11.8
01-20-7022	1,965.20	4,675.97	28,500.00	23,824.03	16.4
01-20-7071	4,277.02	8,545.53	66,000.00	57,454.47	13.0
01-20-7075	85.00	876.00	11,000.00	10,124.00	8.0
01-20-7085	.00	.00	700.00	700.00	.0
01-20-7100	.00	.00	1,500.00	1,500.00	.0
01-20-7120	87.68	87.68	1,200.00	1,112.32	7.3
01-20-7130	346.27	2,710.83	30,000.00	27,289.17	9.0
01-20-7137	.00	.00	1,000.00	1,000.00	.0
01-20-7142	.00	.00	1,000.00	1,000.00	.0
01-20-7201	445.49	705.49	12,000.00	11,294.51	5.9
01-20-7211	3,258.52	9,405.20	25,000.00	15,594.80	37.6
01-20-7232	.00	158.30	6,000.00	5,841.70	2.6
01-20-7300	144.33	144.33	6,100.00	5,955.67	2.4
01-20-7313	.00	.00	13,000.00	13,000.00	.0
01-20-7314	60.00	60.00	2,000.00	1,940.00	3.0
01-20-7322	51.20	51.20	500.00	448.80	10.2
01-20-7351	.00	.00	500.00	500.00	.0
01-20-7355	.00	.00	100.00	100.00	.0
01-20-7361	1,382.53	2,483.04	26,000.00	23,516.96	9.6
01-20-7371	.00	.00	1,000.00	1,000.00	.0
01-20-7375	168.28	397.13	8,000.00	7,602.87	5.0
01-20-7379	49.67	1,864.51	32,000.00	30,135.49	5.8
01-20-7380	14,752.50	14,752.50	100,000.00	85,247.50	14.8
01-20-7385	1,250.00	5,200.00	40,000.00	34,800.00	13.0
01-20-7391	369.90	2,012.06	25,000.00	22,987.94	8.1
01-20-7401	349.84	349.84	2,500.00	2,150.16	14.0
01-20-7451	3,520.48	5,135.65	30,000.00	24,864.35	17.1
01-20-7501	.00	.00	1,500.00	1,500.00	.0
01-20-7900	.00	.00	93,320.00	93,320.00	.0
TOTAL STREET/ALLEY & PUBLIC BUIL	60,591.92	125,421.83	964,455.03	839,033.20	13.0

VILLAGE OF MAHOMET
EXPENDITURES WITH COMPARISON TO BUDGET
FOR THE 2 MONTHS ENDING JUNE 30, 2022

GENERAL FUND

	PERIOD ACTUAL	YTD ACTUAL	BUDGET	UNEXPENDED	PCNT
<u>ADMINISTRATIVE REVENUE</u>					
01-30-7011 WAGES	14,944.99	36,934.27	264,494.00	227,559.73	14.0
01-30-7012 OVERTIME	.00	379.01	4,000.00	3,620.99	9.5
01-30-7015 PART-TIME/TEMP	2,200.36	4,971.02	10,000.00	5,028.98	49.7
01-30-7019 WAGES-ELECTED	.00	2,500.00	31,500.00	29,000.00	7.9
01-30-7021 IMRF	1,304.52	2,636.98	28,000.00	25,363.02	9.4
01-30-7022 FICA/MEDICARE	1,301.87	3,406.51	20,250.00	16,843.49	16.8
01-30-7071 HEALTH/LIFE INSURANCE	1,596.62	3,175.13	50,000.00	46,824.87	6.4
01-30-7075 BUILDING MAINT	1,875.22	5,304.15	50,000.00	44,695.85	10.6
01-30-7110 AUDIT FEES	.00	.00	40,000.00	40,000.00	.0
01-30-7115 BOARD EXPENSES	110.33	210.33	9,000.00	8,789.67	2.3
01-30-7120 BOARD MEMBERSHIP,FEES,SUB.	.00	.00	600.00	600.00	.0
01-30-7126 ADMIN. SUB, PUB.,MEMBERSHIP	988.00	988.00	2,500.00	1,512.00	39.5
01-30-7128 CODIFICATION	.00	.00	5,000.00	5,000.00	.0
01-30-7130 COMPUTER SUPPORT/IT	637.80	2,233.80	45,000.00	42,766.20	5.0
01-30-7135 CONFERENCE/TRAVEL-ADMIN.	297.99	339.69	7,000.00	6,660.31	4.9
01-30-7137 CONTRACTED SERVICES	.00	.00	8,000.00	8,000.00	.0
01-30-7142 ENGINEERING	.00	.00	10,000.00	10,000.00	.0
01-30-7201 EQUIPMENT NEW	2,016.21	8,056.09	40,000.00	31,943.91	20.1
01-30-7211 EQUIPMENT MAINT. & REPAIR	362.34	462.59	3,500.00	3,037.41	13.2
01-30-7300 GIS SERVICES	144.35	144.35	3,500.00	3,355.65	4.1
01-30-7314 LEGAL FEES-ADMINISTRATION	3,487.50	8,190.00	65,000.00	56,810.00	12.6
01-30-7322 OFFICE SUPPLIES	767.89	951.57	5,000.00	4,048.43	19.0
01-30-7341 POSTAGE	186.70	451.70	3,500.00	3,048.30	12.9
01-30-7345 PROP ACQUISITION/IMPROV	193,442.39	236,034.45	695,000.00	458,965.55	34.0
01-30-7350 PUBLISHING-ADMINISTRATION	.00	48.80	1,000.00	951.20	4.9
01-30-7355 RECRUITMENT/HIRING	.00	.00	500.00	500.00	.0
01-30-7371 SCHOOLS/TRAINING/TRAVEL	.00	.00	8,500.00	8,500.00	.0
01-30-7376 TAX REBATE-TAXES	2,296.15	6,096.03	65,000.00	58,903.97	9.4
01-30-7391 UTILITIES	293.68	1,041.75	16,000.00	14,958.25	6.5
01-30-7401 UNIFORMS	.00	.00	700.00	700.00	.0
01-30-7451 VEHICLE FUEL	54.99	74.82	800.00	725.18	9.4
01-30-7454 VEHICLE MAINTENANCE	.00	.00	1,000.00	1,000.00	.0
01-30-7501 MISCELLANEOUS	.00	1,415.10	10,000.00	8,584.90	14.2
TOTAL ADMINISTRATIVE REVENUE	228,309.90	326,046.14	1,504,344.00	1,178,297.86	21.7

VILLAGE OF MAHOMET
EXPENDITURES WITH COMPARISON TO BUDGET
FOR THE 2 MONTHS ENDING JUNE 30, 2022

GENERAL FUND

	PERIOD ACTUAL	YTD ACTUAL	BUDGET	UNEXPENDED	PCNT
<u>COMMUNITY DEVELOPMENT</u>					
01-40-7011	28,705.04	52,365.93	312,379.00	260,013.07	16.8
01-40-7012	.00	16.25	5,000.00	4,983.75	.3
01-40-7015	(6,527.37)	453.71	5,000.00	4,546.29	9.1
01-40-7017	.00	.00	5,000.00	5,000.00	.0
01-40-7019	.00	.00	3,500.00	3,500.00	.0
01-40-7021	1,692.05	3,367.73	31,750.00	28,382.27	10.6
01-40-7022	1,621.51	3,891.80	25,000.00	21,108.20	15.6
01-40-7050	.00	.00	600.00	600.00	.0
01-40-7071	4,670.74	9,333.23	58,000.00	48,666.77	16.1
01-40-7120	.00	.00	1,200.00	1,200.00	.0
01-40-7126	.00	.00	800.00	800.00	.0
01-40-7130	316.39	316.39	6,000.00	5,683.61	5.3
01-40-7142	730.25	2,552.25	60,000.00	57,447.75	4.3
01-40-7145	6,984.12	13,687.73	60,000.00	46,312.27	22.8
01-40-7211	.00	.00	200.00	200.00	.0
01-40-7212	88.33	1,800.33	5,000.00	3,199.67	36.0
01-40-7300	761.61	761.61	7,600.00	6,838.39	10.0
01-40-7314	3,094.52	4,937.02	70,000.00	65,062.98	7.1
01-40-7315	.00	.00	5,000.00	5,000.00	.0
01-40-7322	139.58	139.58	1,000.00	860.42	14.0
01-40-7341	.00	.00	200.00	200.00	.0
01-40-7350	460.40	460.40	2,000.00	1,539.60	23.0
01-40-7355	.00	.00	500.00	500.00	.0
01-40-7371	.00	.00	5,000.00	5,000.00	.0
01-40-7391	249.38	754.67	6,000.00	5,245.33	12.6
01-40-7400	.00	.00	20,000.00	20,000.00	.0
01-40-7401	.00	.00	700.00	700.00	.0
01-40-7451	141.42	192.41	1,500.00	1,307.59	12.8
01-40-7454	.00	.00	500.00	500.00	.0
01-40-7501	.00	159.00	.00	(159.00)	.0
TOTAL COMMUNITY DEVELOPMENT	43,127.97	95,190.04	699,429.00	604,238.96	13.6

VILLAGE OF MAHOMET
EXPENDITURES WITH COMPARISON TO BUDGET
FOR THE 2 MONTHS ENDING JUNE 30, 2022

GENERAL FUND

	PERIOD ACTUAL	YTD ACTUAL	BUDGET	UNEXPENDED	PCNT
<u>ENGINEERING EXPENSE</u>					
01-45-7011 WAGES	5,510.83	13,106.10	81,872.00	68,765.90	16.0
01-45-7012 OVERTIME	.00	16.25	500.00	483.75	3.3
01-45-7015 TEMPORARY/PART-TIME	1,675.37	1,799.86	8,000.00	6,200.14	22.5
01-45-7021 IMRF	447.17	891.48	7,800.00	6,908.52	11.4
01-45-7022 FICA/MEDICARE	546.83	1,135.72	6,250.00	5,114.28	18.2
01-45-7071 HEALTH INSURANCE	728.11	1,447.97	11,500.00	10,052.03	12.6
01-45-7075 BUILDING MAINTENANCE	.00	410.00	3,000.00	2,590.00	13.7
01-45-7120 MEMBERSHIP	.00	.00	300.00	300.00	.0
01-45-7130 COMPUTER SUPPORT/IT	73.34	73.34	4,170.00	4,096.66	1.8
01-45-7142 ENGINEERING CONSULTING	2,005.50	2,718.50	33,500.00	30,781.50	8.1
01-45-7211 EQUIPMENT MAINT.&REPAIRS	.00	.00	500.00	500.00	.0
01-45-7212 EQUIP/TOOLS	.00	.00	2,500.00	2,500.00	.0
01-45-7300 GIS SERVICES	144.33	144.33	6,100.00	5,955.67	2.4
01-45-7314 LEGAL	.00	.00	3,000.00	3,000.00	.0
01-45-7322 OFFICE SUPPLIES	.00	.00	1,000.00	1,000.00	.0
01-45-7341 POSTAGE	.00	.00	150.00	150.00	.0
01-45-7350 PUBLISHING	74.40	438.80	1,200.00	761.20	36.6
01-45-7355 RECRUITMENT/HIRING	.00	.00	200.00	200.00	.0
01-45-7371 SCHOOLS/TRAINING/TRAVEL	10.00	10.00	500.00	490.00	2.0
01-45-7391 UTILITIES	134.37	573.14	5,000.00	4,426.86	11.5
01-45-7401 UNIFORMS	.00	.00	200.00	200.00	.0
01-45-7451 VEHICLE FUEL	102.12	138.96	1,000.00	861.04	13.9
01-45-7454 VEHICLE MAINTENANCE	.00	.00	500.00	500.00	.0
01-45-7501 MISCELLANEOUS	.00	.00	750.00	750.00	.0
TOTAL ENGINEERING EXPENSE	11,452.37	22,904.45	179,492.00	156,587.55	12.8
<u>ESDA</u>					
01-60-7100 DIRECTOR STIPEND	.00	.00	750.00	750.00	.0
01-60-7201 NEW EQUIPMENT	.00	.00	500.00	500.00	.0
01-60-7211 EQUIPMENT MAINT. & REPAIR	.00	.00	4,000.00	4,000.00	.0
01-60-7321 SUPPLIES-GENERAL	.00	.00	500.00	500.00	.0
01-60-7391 UTILITIES	802.58	4,614.03	3,500.00	(1,114.03)	131.8
TOTAL ESDA	802.58	4,614.03	9,250.00	4,635.97	49.9
TOTAL FUND EXPENDITURES	448,057.91	805,934.71	7,316,664.90	6,510,730.19	11.0
NET REVENUE OVER EXPENDITURES	466,770.83	586,348.36	(1,668,202.32)	(2,254,550.68)	35.2

VILLAGE OF MAHOMET
REVENUES WITH COMPARISON TO BUDGET
FOR THE 2 MONTHS ENDING JUNE 30, 2022

WATER OPERATIONS FUND

	PERIOD ACTUAL	YTD ACTUAL	BUDGET	UNEXPENDED	PCNT
<u>WATER OPERATIONS & MAINT. REV</u>					
02-00-4100 WATER BILLING	106,718.84	185,864.38	1,100,000.00	914,135.62	16.9
02-00-4150 WATER APPLICATION FEES	2,940.00	5,319.00	17,000.00	11,681.00	31.3
02-00-4201 FIRE PROTECTION-REAL ESTATE TA	18,826.28	18,826.28	38,790.73	19,964.45	48.5
02-00-4400 INTEREST INCOME	7.42	13.90	2,000.00	1,986.10	.7
02-00-4700 MISCELLANEOUS	(517.49)	5,562.13	12,500.00	6,937.87	44.5
 TOTAL WATER OPERATIONS & MAINT.	 127,975.05	 215,585.69	 1,170,290.73	 954,705.04	 18.4
 TOTAL FUND REVENUE	 127,975.05	 215,585.69	 1,170,290.73	 954,705.04	 18.4

VILLAGE OF MAHOMET
EXPENDITURES WITH COMPARISON TO BUDGET
FOR THE 2 MONTHS ENDING JUNE 30, 2022

WATER OPERATIONS FUND

	PERIOD ACTUAL	YTD ACTUAL	BUDGET	UNEXPENDED	PCNT
<u>WATER OPERATIONS & MAINT. REV</u>					
02-00-7011 WAGES	11,733.14	27,916.90	225,769.06	197,852.16	12.4
02-00-7012 OVERTIME	210.54	538.14	6,500.00	5,961.86	8.3
02-00-7015 TEMPORARY	204.34	466.00	3,000.00	2,534.00	15.5
02-00-7021 IMRF	924.96	1,853.97	23,000.00	21,146.03	8.1
02-00-7022 FICA/MEDICARE	890.03	2,133.94	18,500.00	16,366.06	11.5
02-00-7071 HEALTH/LIFE INSURANCE	2,278.71	4,529.98	49,000.00	44,470.02	9.2
02-00-7072 BAD DEBTS	.00	.00	10,000.00	10,000.00	.0
02-00-7080 BUILDING MAINT/GROUNDS	46.66	510.57	8,000.00	7,489.43	6.4
02-00-7100 CHEMICALS	21,135.10	21,914.60	68,000.00	46,085.40	32.2
02-00-7120 COMPUTER SUPPORT/IT	102.86	102.86	6,500.00	6,397.14	1.6
02-00-7130 DISTRIBUTION COST	277.75	277.75	5,000.00	4,722.25	5.6
02-00-7142 ENGINEERING	.00	.00	1,000.00	1,000.00	.0
02-00-7201 EQUIPMENT NEW	.00	.00	10,000.00	10,000.00	.0
02-00-7211 EQUIPMENT MAINT. & REPAIR	534.69	570.69	9,000.00	8,429.31	6.3
02-00-7240 FIRE HYDRANT REPLACE.& MAINT.	.00	.00	3,000.00	3,000.00	.0
02-00-7260 GENERATOR MAINT. & REPAIR	.00	.00	4,500.00	4,500.00	.0
02-00-7300 GIS SERVICES	144.33	456.33	3,725.00	3,268.67	12.3
02-00-7301 INSURANCE	.00	.00	12,000.00	12,000.00	.0
02-00-7314 LEGAL FEES	60.00	60.00	1,500.00	1,440.00	4.0
02-00-7315 LAB FEES	3.66	3.66	5,500.00	5,496.34	.1
02-00-7316 LAB CHEMICALS	.00	.00	2,500.00	2,500.00	.0
02-00-7318 METERS	.00	7,080.00	18,000.00	10,920.00	39.3
02-00-7322 OFFICE SUPPLIES	.00	.00	500.00	500.00	.0
02-00-7341 POSTAGE	.00	.00	6,000.00	6,000.00	.0
02-00-7350 PUBLISHING	.00	.00	250.00	250.00	.0
02-00-7355 RECRUITMENT/HIRING	.00	.00	200.00	200.00	.0
02-00-7371 SCHOOLS & TRAINING	.00	10.00	650.00	640.00	1.5
02-00-7375 SHOP SUPPLIES	65.99	428.95	3,500.00	3,071.05	12.3
02-00-7391 UTILITIES	1,318.16	6,888.35	80,000.00	73,111.65	8.6
02-00-7401 UNIFORMS	.00	.00	1,500.00	1,500.00	.0
02-00-7451 VEHICLE FUEL	762.09	1,036.92	6,500.00	5,463.08	16.0
02-00-7454 VEHICILE MAINTENANCE	.00	.00	2,500.00	2,500.00	.0
02-00-7455 WATER LINE REPAIR	.00	.00	8,000.00	8,000.00	.0
02-00-7456 WATER SYSTEM MAINTENANCE	1,230.00	1,230.00	30,000.00	28,770.00	4.1
02-00-7501 MISCELLANEOUS	.00	.00	750.00	750.00	.0
02-00-7502 ARPA ASSISTANCE GRANT	.00	.00	10,000.00	10,000.00	.0
02-00-7806 TRANSFER TO ERF/VRF	.00	.00	60,000.00	60,000.00	.0
02-00-7810 TRANSFER TO CAPITAL IMPROVEME	.00	.00	700,000.00	700,000.00	.0
TOTAL WATER OPERATIONS & MAINT.	41,923.01	78,009.61	1,404,344.06	1,326,334.45	5.6
TOTAL FUND EXPENDITURES	41,923.01	78,009.61	1,404,344.06	1,326,334.45	5.6
NET REVENUE OVER EXPENDITURES	86,052.04	137,576.08	(234,053.33)	(371,629.41)	58.8

VILLAGE OF MAHOMET
REVENUES WITH COMPARISON TO BUDGET
FOR THE 2 MONTHS ENDING JUNE 30, 2022

SEWER OPERATIONS FUND

	PERIOD ACTUAL	YTD ACTUAL	BUDGET	UNEXPENDED	PCNT
<u>SEWER OPERATIONS & MAINT. REV</u>					
03-00-4100 WASTEWATER BILLING	136,698.77	266,999.88	1,700,000.00	1,433,000.12	15.7
03-00-4150 WASTEWATER APPLICATION FEES	.00	.00	1,000.00	1,000.00	.0
03-00-4400 INTEREST INCOME	.00	.00	100.00	100.00	.0
03-00-4700 MISCELLANEOUS INCOME	.00	6,250.00	16,000.00	9,750.00	39.1
TOTAL SEWER OPERATIONS & MAINT.	136,698.77	273,249.88	1,717,100.00	1,443,850.12	15.9
TOTAL FUND REVENUE	136,698.77	273,249.88	1,717,100.00	1,443,850.12	15.9

VILLAGE OF MAHOMET
EXPENDITURES WITH COMPARISON TO BUDGET
FOR THE 2 MONTHS ENDING JUNE 30, 2022

SEWER OPERATIONS FUND

	PERIOD ACTUAL	YTD ACTUAL	BUDGET	UNEXPENDED	PCNT
<u>SEWER OPERATIONS & MAINT. REV</u>					
03-00-7011 WAGES	15,694.14	37,363.40	274,509.76	237,146.36	13.6
03-00-7012 OVERTIME	407.38	931.80	7,000.00	6,068.20	13.3
03-00-7015 TEMPORARY	204.34	466.00	3,000.00	2,534.00	15.5
03-00-7021 IMRF	1,255.17	2,519.48	27,500.00	24,980.52	9.2
03-00-7022 FICA/MEDICARE	1,204.98	2,880.38	22,250.00	19,369.62	13.0
03-00-7071 HEALTH/LIFE INSURANCE	3,086.36	6,145.26	58,750.00	52,604.74	10.5
03-00-7072 BAD DEBTS	.00	.00	10,000.00	10,000.00	.0
03-00-7080 BUILDING MAINT/GROUNDS	507.40	1,295.04	11,000.00	9,704.96	11.8
03-00-7100 CHEMICALS	2,890.90	2,890.90	9,750.00	6,859.10	29.7
03-00-7120 COMPUTER SUPPORT/IT	102.86	102.86	6,500.00	6,397.14	1.6
03-00-7142 ENGINEERING	.00	.00	2,000.00	2,000.00	.0
03-00-7201 EQUIPMENT NEW	.00	.00	20,000.00	20,000.00	.0
03-00-7211 EQUIPMENT MAINT. & REPAIR	1,348.58	2,982.02	50,000.00	47,017.98	6.0
03-00-7232 EQUIPMENT RENTAL	47.75	47.75	.00	(47.75)	.0
03-00-7260 GENERATOR MAINT.& REPAIR	.00	494.33	6,500.00	6,005.67	7.6
03-00-7300 GIS SERVICES	144.33	456.33	3,725.00	3,268.67	12.3
03-00-7301 INSURANCE	.00	.00	13,500.00	13,500.00	.0
03-00-7312 LAB SUPPLIES	94.51	210.43	2,500.00	2,289.57	8.4
03-00-7314 LEGAL FEES	60.00	60.00	1,000.00	940.00	6.0
03-00-7315 LAB FEES	.00	.00	2,000.00	2,000.00	.0
03-00-7318 METERS	.00	7,080.00	20,000.00	12,920.00	35.4
03-00-7320 LIFT STATION MAINTENANCE	.00	511.58	5,000.00	4,488.42	10.2
03-00-7322 OFFICE SUPPLIES	.00	.00	750.00	750.00	.0
03-00-7341 POSTAGE	.00	.00	7,000.00	7,000.00	.0
03-00-7342 PERMIT FEES	.00	.00	10,000.00	10,000.00	.0
03-00-7350 PUBLISHING	.00	.00	500.00	500.00	.0
03-00-7355 RECRUITMEN/HIRING	.00	.00	200.00	200.00	.0
03-00-7371 SCHOOLS & TRAINING	.00	.00	500.00	500.00	.0
03-00-7374 WASTEWATER LINE REPAIR	.00	.00	3,000.00	3,000.00	.0
03-00-7375 SHOP SUPPLIES	.00	362.97	4,000.00	3,637.03	9.1
03-00-7380 SLUDGE REMOVAL	.00	.00	37,000.00	37,000.00	.0
03-00-7391 UTILITIES	2,495.10	10,362.95	100,000.00	89,637.05	10.4
03-00-7401 UNIFORMS	.00	.00	1,500.00	1,500.00	.0
03-00-7451 VEHICLE FUEL	762.09	1,036.92	4,500.00	3,463.08	23.0
03-00-7454 VEHICLE MAINTENANCE	87.33	87.33	.00	(87.33)	.0
03-00-7502 ARPA ASSISTANCE GRANT	.00	.00	15,000.00	15,000.00	.0
03-00-7806 TRANSFER TO CR/VRF	.00	.00	50,000.00	50,000.00	.0
03-00-7810 TRANSFER TO CAPITAL IMPROVEME	.00	.00	500,000.00	500,000.00	.0
TOTAL SEWER OPERATIONS & MAINT.	30,393.22	78,287.73	1,290,434.76	1,212,147.03	6.1
TOTAL FUND EXPENDITURES	30,393.22	78,287.73	1,290,434.76	1,212,147.03	6.1
NET REVENUE OVER EXPENDITURES	106,305.55	194,962.15	426,665.24	231,703.09	45.7

VILLAGE OF MAHOMET
REVENUES WITH COMPARISON TO BUDGET
FOR THE 2 MONTHS ENDING JUNE 30, 2022

SEWER CAPITAL IMPROVMENTS

	PERIOD ACTUAL	YTD ACTUAL	BUDGET	UNEXPENDED	PCNT
<u>SEWER CAP. IMP. REVENUE</u>					
04-00-4300	CAPACITY FEES	43,050.00	93,460.00	125,000.00	74.8
04-00-4400	INTEREST INCOME	16.92	34.03	250.00	13.6
04-00-4900	TRANSFER FROM WWOM	.00	.00	500,000.00	.0
	TOTAL SEWER CAP. IMP. REVENUE	43,066.92	93,494.03	625,250.00	15.0
	TOTAL FUND REVENUE	43,066.92	93,494.03	625,250.00	15.0

VILLAGE OF MAHOMET
 EXPENDITURES WITH COMPARISON TO BUDGET
 FOR THE 2 MONTHS ENDING JUNE 30, 2022

SEWER CAPITAL IMPROVMENTS

	PERIOD ACTUAL	YTD ACTUAL	BUDGET	UNEXPENDED	PCNT
<u>SEWER CAP. IMP. REVENUE</u>					
04-00-7400 CAPITAL IMPROVEMENTS	.00	2,360.94	1,738,000.00	1,735,639.06	.1
TOTAL SEWER CAP. IMP. REVENUE	.00	2,360.94	1,738,000.00	1,735,639.06	.1
TOTAL FUND EXPENDITURES	.00	2,360.94	1,738,000.00	1,735,639.06	.1
NET REVENUE OVER EXPENDITURES	43,066.92	91,133.09	(1,112,750.00)	(1,203,883.09)	8.2

VILLAGE OF MAHOMET
REVENUES WITH COMPARISON TO BUDGET
FOR THE 2 MONTHS ENDING JUNE 30, 2022

WATER CAPITAL IMPROVEMENTS

	PERIOD ACTUAL	YTD ACTUAL	BUDGET	UNEXPENDED	PCNT
<u>WATER CAP. IMP. REVENUE</u>					
05-00-4300 CONNECTION FEES	20,300.00	32,750.00	60,000.00	27,250.00	54.6
05-00-4400 INTEREST INCOME	12.10	24.46	250.00	225.54	9.8
05-00-4900 TRANSFER FROM WOM	.00	.00	700,000.00	700,000.00	.0
TOTAL WATER CAP. IMP. REVENUE	20,312.10	32,774.46	760,250.00	727,475.54	4.3
TOTAL FUND REVENUE	20,312.10	32,774.46	760,250.00	727,475.54	4.3

VILLAGE OF MAHOMET
EXPENDITURES WITH COMPARISON TO BUDGET
FOR THE 2 MONTHS ENDING JUNE 30, 2022

WATER CAPITAL IMPROVEMENTS

	PERIOD ACTUAL	YTD ACTUAL	BUDGET	UNEXPENDED	PCNT
<u>WATER CAP. IMP. REVENUE</u>					
05-00-7142 ENGINEERING	.00	.00	2,500.00	2,500.00	.0
05-00-7314 LEGAL	.00	.00	5,000.00	5,000.00	.0
05-00-7400 CAPITAL IMPROVEMENTS	.00	.00	533,700.00	533,700.00	.0
TOTAL WATER CAP. IMP. REVENUE	.00	.00	541,200.00	541,200.00	.0
TOTAL FUND EXPENDITURES	.00	.00	541,200.00	541,200.00	.0
NET REVENUE OVER EXPENDITURES	20,312.10	32,774.46	219,050.00	186,275.54	15.0

VILLAGE OF MAHOMET
REVENUES WITH COMPARISON TO BUDGET
FOR THE 2 MONTHS ENDING JUNE 30, 2022

WATER/SEWER BOND

	PERIOD ACTUAL	YTD ACTUAL	BUDGET	UNEXPENDED	PCNT
<u>WATER/SEWER BOND REVENUE</u>					
06-00-4400 INTEREST INCOME	1.86	3.78	.00	(3.78)	.0
06-00-4900 TRANSFER TO BOND FUND	.00	.00	11,000.00	11,000.00	.0
TOTAL WATER/SEWER BOND REVEN	1.86	3.78	11,000.00	10,996.22	.0
TOTAL FUND REVENUE	1.86	3.78	11,000.00	10,996.22	.0

VILLAGE OF MAHOMET
EXPENDITURES WITH COMPARISON TO BUDGET
FOR THE 2 MONTHS ENDING JUNE 30, 2022

WATER/SEWER BOND

	PERIOD ACTUAL	YTD ACTUAL	BUDGET	UNEXPENDED	PCNT
<u>WATER/SEWER BOND REVENUE</u>					
06-00-7900 BOND PAYMENT-INTEREST & FEES	.00	.00	6,900.00	6,900.00	.0
06-00-7950 BOND PAYMENT-PRINCIPAL	.00	.00	230,000.00	230,000.00	.0
06-00-7975 FEES	.00	.00	500.00	500.00	.0
TOTAL WATER/SEWER BOND REVEN	.00	.00	237,400.00	237,400.00	.0
TOTAL FUND EXPENDITURES	.00	.00	237,400.00	237,400.00	.0
NET REVENUE OVER EXPENDITURES	1.86	3.78	(226,400.00)	(226,403.78)	.0

VILLAGE OF MAHOMET
 REVENUES WITH COMPARISON TO BUDGET
 FOR THE 2 MONTHS ENDING JUNE 30, 2022

ECONOMIC DEVELOPMENT

		PERIOD ACTUAL	YTD ACTUAL	BUDGET	UNEXPENDED	PCNT
<u>ECONOMIC DEVELOPMENT</u>						
10-00-4425	MOTEL TAX	401.48	728.15	.00	(728.15)	.0
	TOTAL ECONOMIC DEVELOPMENT	401.48	728.15	.00	(728.15)	.0
	TOTAL FUND REVENUE	401.48	728.15	.00	(728.15)	.0

VILLAGE OF MAHOMET
EXPENDITURES WITH COMPARISON TO BUDGET
FOR THE 2 MONTHS ENDING JUNE 30, 2022

ECONOMIC DEVELOPMENT

	PERIOD ACTUAL	YTD ACTUAL	BUDGET	UNEXPENDED	PCNT
<u>ECONOMIC DEVELOPMENT</u>					
10-00-7120 MEMBERSHIP	.00	.00	14,150.00	14,150.00	.0
10-00-7135 CHRISTMAS DECORATIONS	.00	.00	1,500.00	1,500.00	.0
10-00-7137 CONTRACTUAL SERVICES	.00	.00	30,000.00	30,000.00	.0
10-00-7330 MARKETING/PROMOTIONS	.00	.00	30,000.00	30,000.00	.0
10-00-7501 COMMUNITY ENHANCEMENTS	.00	.00	50,000.00	50,000.00	.0
10-00-7810 TOURISM	2,000.00	2,000.00	10,000.00	8,000.00	20.0
TOTAL ECONOMIC DEVELOPMENT	2,000.00	2,000.00	135,650.00	133,650.00	1.5
TOTAL FUND EXPENDITURES	2,000.00	2,000.00	135,650.00	133,650.00	1.5
NET REVENUE OVER EXPENDITURES	(1,598.52)	(1,271.85)	(135,650.00)	(134,378.15)	(.9)

VILLAGE OF MAHOMET
REVENUES WITH COMPARISON TO BUDGET
FOR THE 2 MONTHS ENDING JUNE 30, 2022

RECREATION

	PERIOD ACTUAL	YTD ACTUAL	BUDGET	UNEXPENDED	PCNT
<u>RECREATION</u>					
11-00-4100 CONCESSION STAND INCOME	4,106.67	7,144.35	6,500.00	(644.35)	109.9
11-00-4200 SPONSORSHIPS/DONATIONS	1,600.00	1,600.00	33,000.00	31,400.00	4.9
11-00-4400 INTEREST INCOME	.93	1.95	50.00	48.05	3.9
11-00-4500 FIELD RENTALS	.00	30.00	12,000.00	11,970.00	.3
11-00-4505 INDOOR RENTAL	250.00	870.00	3,500.00	2,630.00	24.9
11-00-4700 MISCELLANEOUS INCOME	.00	.00	2,000.00	2,000.00	.0
11-00-4900 TRANSFER FROM GC	.00	.00	14,000.00	14,000.00	.0
11-00-4910 REGISTRATION FEES	26,469.60	36,041.90	197,500.00	161,458.10	18.3
11-00-4917 TRANSFER FROM IMRF	727.36	1,443.29	12,130.00	10,686.71	11.9
11-00-4919 TRANSFER FROM SS	711.89	1,789.82	9,515.00	7,725.18	18.8
TOTAL RECREATION	33,866.45	48,921.31	290,195.00	241,273.69	16.9
TOTAL FUND REVENUE	33,866.45	48,921.31	290,195.00	241,273.69	16.9

VILLAGE OF MAHOMET
EXPENDITURES WITH COMPARISON TO BUDGET
FOR THE 2 MONTHS ENDING JUNE 30, 2022

RECREATION

	PERIOD ACTUAL	YTD ACTUAL	BUDGET	UNEXPENDED	PCNT
<u>RECREATION</u>					
11-00-7011	WAGES-DIR,COORD,SEC	9,201.74	21,593.87	123,404.00	101,810.13 17.5
11-00-7012	OVERTIME	.00	16.25	500.00	483.75 3.3
11-00-7015	TEMPORARY/PART-TIME	1,253.93	1,915.20	14,750.00	12,834.80 13.0
11-00-7018	IMRF	727.36	1,443.29	12,130.00	10,686.71 11.9
11-00-7021	ADVERTISING/HIRING	.00	100.00	1,400.00	1,300.00 7.1
11-00-7022	FICA/MEDICARE	789.78	1,779.50	10,100.00	8,320.50 17.6
11-00-7060	COPIER COST	.00	.00	900.00	900.00 .0
11-00-7071	HEALTH/LIFE	1,922.11	3,844.23	23,350.00	19,505.77 16.5
11-00-7075	BUILDING MAINT./JAN	(185.50)	43.00	1,000.00	957.00 4.3
11-00-7100	MAINTENANCE AND REPAIRS	.00	.00	2,000.00	2,000.00 .0
11-00-7120	COMPUTER SUPPORT/IT	107.86	905.86	2,200.00	1,294.14 41.2
11-00-7190	HARDWARE/SOFTWARE	60.00	60.00	4,500.00	4,440.00 1.3
11-00-7201	EQUIPMENT, NEW	1,854.47	2,239.46	6,250.00	4,010.54 35.8
11-00-7322	OFFICE SUPPLIES	58.49	58.49	1,100.00	1,041.51 5.3
11-00-7341	POSTAGE	.00	.00	250.00	250.00 .0
11-00-7350	PROGRAM GUIDE	.00	.00	1,500.00	1,500.00 .0
11-00-7371	SCHOOLS/TRAINING/TRAVEL	156.00	156.00	2,500.00	2,344.00 6.2
11-00-7391	UTILITIES	222.81	1,055.97	7,000.00	5,944.03 15.1
11-00-7401	UNIFORMS	.00	.00	600.00	600.00 .0
11-00-7420	SALES TAX	.00	.00	100.00	100.00 .0
11-00-7451	VEHICLE FUEL	196.42	267.25	2,000.00	1,732.75 13.4
11-00-7454	VEHICLE MAINTENANCE	250.00	250.00	1,500.00	1,250.00 16.7
11-00-7501	MISCELLANEOUS	.00	.00	1,200.00	1,200.00 .0
11-00-7806	TRANSFER TO VR/CE	.00	.00	3,000.00	3,000.00 .0
	TOTAL RECREATION	16,615.47	35,728.37	223,234.00	187,505.63 16.0

VILLAGE OF MAHOMET
EXPENDITURES WITH COMPARISON TO BUDGET
FOR THE 2 MONTHS ENDING JUNE 30, 2022

RECREATION

	PERIOD ACTUAL	YTD ACTUAL	BUDGET	UNEXPENDED	PCNT
<u>RECREATION</u>					
11-10-7050	CONTRACTED EMPLOYEES-OFFICIAL	1,332.50	2,975.00	17,000.00	14,025.00 17.5
11-10-7060	CONTRACTED EMPLOYEES-INSTRUC	1,103.90	2,588.90	17,000.00	14,411.10 15.2
11-10-7100	FIELD MAINTENANCE	141.98	1,037.94	5,250.00	4,212.06 19.8
11-10-7110	ADULT LEAGUE SOFTBALL	.00	.00	500.00	500.00 .0
11-10-7125	SPORT CAMP / CLINICS	.00	.00	500.00	500.00 .0
11-10-7130	BASEBALL-YOUTH	981.34	5,045.09	5,000.00	(45.09) 100.9
11-10-7170	SOFTBALL-YOUTH	451.13	4,351.13	4,500.00	148.87 96.7
11-10-7195	T-BALL	200.00	2,046.19	2,100.00	53.81 97.4
11-10-7197	EGG HUNT	.00	.00	850.00	850.00 .0
11-10-7198	BASKETBALL-YOUTH	.00	.00	5,500.00	5,500.00 .0
11-10-7199	BASKETBALL, ADULT	.00	.00	100.00	100.00 .0
11-10-7200	TURKEY TROT	.00	.00	3,500.00	3,500.00 .0
11-10-7210	SOCCER	.00	.00	7,000.00	7,000.00 .0
11-10-7212	SUMMER CAMP	610.42	610.42	2,000.00	1,389.58 30.5
11-10-7215	TENNIS	.00	.00	1,000.00	1,000.00 .0
11-10-7217	PICKLEBALL	.00	.00	1,500.00	1,500.00 .0
11-10-7220	VOLLEYBALL - ADULT	.00	.00	500.00	500.00 .0
11-10-7230	VOLLEYBALL - YOUTH	.00	.00	750.00	750.00 .0
11-10-7240	FLAG FOOTBALL	.00	.00	2,750.00	2,750.00 .0
11-10-7245	SPECIAL EVENTS	610.00	1,443.59	5,500.00	4,056.41 26.3
11-10-7410	REFUNDS PAID	545.00	630.00	5,000.00	4,370.00 12.6
11-10-7420	RENTALS	2,677.00	5,039.00	29,050.00	24,011.00 17.4
11-10-7450	MISC. PROGRAMS	.00	237.50	1,000.00	762.50 23.8
	TOTAL RECREATION	8,653.27	26,004.76	117,850.00	91,845.24 22.1
<u>RECREATION</u>					
11-20-7011	CONCESSION WAGES	1,158.00	2,295.50	3,750.00	1,454.50 61.2
11-20-7022	FICA/MEDICARE	88.63	175.69	500.00	324.31 35.1
11-20-7100	FOOD SUPPLIES	1,058.89	2,974.47	4,750.00	1,775.53 62.6
11-20-7211	EQUIPMENT MAINTENANCE & REPAI	605.04	605.04	500.00	(105.04) 121.0
11-20-7501	MISCELLANEOUS - CONCESSIONS	.00	.00	200.00	200.00 .0
	TOTAL RECREATION	2,910.56	6,050.70	9,700.00	3,649.30 62.4
	TOTAL FUND EXPENDITURES	28,179.30	67,783.83	350,784.00	283,000.17 19.3
	NET REVENUE OVER EXPENDITURES	5,687.15	(18,862.52)	(60,589.00)	(41,726.48) (31.1)

VILLAGE OF MAHOMET
REVENUES WITH COMPARISON TO BUDGET
FOR THE 2 MONTHS ENDING JUNE 30, 2022

PARK

	PERIOD ACTUAL	YTD ACTUAL	BUDGET	UNEXPENDED	PCNT
<u>PARK REVENUE</u>					
12-00-4200 GENERAL PARKS DONATION	900.00	3,350.00	2,000.00	(1,350.00)	167.5
12-00-4203 BARBER PARK DONATIONS	.00	.00	208,051.00	208,051.00	.0
12-00-4206 REAL ESTATE TAX	68,216.39	68,216.39	140,554.30	72,337.91	48.5
12-00-4350 GRANT INCOME	.00	.00	925,000.00	925,000.00	.0
12-00-4400 INTEREST	2.49	6.01	.00	(6.01)	.0
12-00-4500 PAVILION RENTALS	.00	.00	3,000.00	3,000.00	.0
12-00-4700 MISCELLANEOUS	.00	.00	400.00	400.00	.0
12-00-4901 TRANSFER FROM UTILITY TAX	.00	.00	275,000.00	275,000.00	.0
12-00-4917 TRANSFER FROM IMRF	674.37	1,342.22	11,592.00	10,249.78	11.6
12-00-4919 TRANSFER FROM SS	724.05	1,761.22	9,103.00	7,341.78	19.4
12-00-4920 TRANSFER FROM BARBER PARK	.00	.00	32,941.09	32,941.09	.0
12-00-4921 TRANSFER FROM GENERAL CORP	.00	.00	20,000.00	20,000.00	.0
TOTAL PARK REVENUE	<u>70,517.30</u>	<u>74,675.84</u>	<u>1,627,641.39</u>	<u>1,552,965.55</u>	<u>4.6</u>
TOTAL FUND REVENUE	<u>70,517.30</u>	<u>74,675.84</u>	<u>1,627,641.39</u>	<u>1,552,965.55</u>	<u>4.6</u>

VILLAGE OF MAHOMET
EXPENDITURES WITH COMPARISON TO BUDGET
FOR THE 2 MONTHS ENDING JUNE 30, 2022

PARK

	PERIOD ACTUAL	YTD ACTUAL	BUDGET	UNEXPENDED	PCNT
<u>PARK REVENUE</u>					
12-00-7011 WAGES-PARK	8,426.95	19,938.00	150,350.00	130,412.00	13.3
12-00-7012 OVERTIME	7.43	29.31	750.00	720.69	3.9
12-00-7015 TEMPORARY/PART-TIME	3,333.00	5,447.99	21,000.00	15,552.01	25.9
12-00-7021 IMRF	674.37	1,342.22	14,780.00	13,437.78	9.1
12-00-7022 FICA/MEDICARE	893.40	1,930.57	11,500.00	9,569.43	16.8
12-00-7071 HEALTH/LIFE INSURANCE	1,030.24	2,052.24	24,500.00	22,447.76	8.4
12-00-7075 BUILDING MAINTENANCE	650.44	835.94	3,500.00	2,664.06	23.9
12-00-7120 COMPUTER SUPPORT/IT	107.86	905.86	2,200.00	1,294.14	41.2
12-00-7201 EQUIPMENT/MATERIALS-NEW	212.19	687.00	20,000.00	19,313.00	3.4
12-00-7211 EQUIPMENT MAINT. & REPAIR	459.74	460.74	4,000.00	3,539.26	11.5
12-00-7314 LEGAL	.00	.00	1,000.00	1,000.00	.0
12-00-7391 UTILITIES	291.67	967.21	14,000.00	13,032.79	6.9
12-00-7401 UNIFORMS	.00	.00	600.00	600.00	.0
12-00-7405 PARK MAINT./IMPROVEMENT	.00	976.51	13,500.00	12,523.49	7.2
12-00-7451 VEHICLE FUEL	620.68	844.52	5,000.00	4,155.48	16.9
12-00-7454 VEHICLE MAINTENANCE	500.00	500.00	2,000.00	1,500.00	25.0
12-00-7470 CAPITAL IMPROVEMENT	84,550.00	247,246.90	1,634,300.70	1,387,053.80	15.1
12-00-7501 MISCELLANEOUS	.00	.00	1,000.00	1,000.00	.0
12-00-7610 TREE PROGRAM	200.00	200.00	6,500.00	6,300.00	3.1
12-00-7806 TRANSFER TO VR/CE	.00	.00	7,500.00	7,500.00	.0
TOTAL PARK REVENUE	101,957.97	284,365.01	1,937,980.70	1,653,615.69	14.7
TOTAL FUND EXPENDITURES	101,957.97	284,365.01	1,937,980.70	1,653,615.69	14.7
NET REVENUE OVER EXPENDITURES	(31,440.67)	(209,689.17)	(310,339.31)	(100,650.14)	(67.6)

VILLAGE OF MAHOMET
 REVENUES WITH COMPARISON TO BUDGET
 FOR THE 2 MONTHS ENDING JUNE 30, 2022

BARBER PARK DONATIONS

	PERIOD ACTUAL	YTD ACTUAL	BUDGET	UNEXPENDED	PCNT
<u>BARBER PARK REVENUE</u>					
13-00-4203 BARBER PARK DONATIONS	.00	325.50	.00	(325.50)	.0
13-00-4400 INTEREST	.00	.00	25.00	25.00	.0
TOTAL BARBER PARK REVENUE	.00	325.50	25.00	(300.50)	1302.0
TOTAL FUND REVENUE	.00	325.50	25.00	(300.50)	1302.0

VILLAGE OF MAHOMET
EXPENDITURES WITH COMPARISON TO BUDGET
FOR THE 2 MONTHS ENDING JUNE 30, 2022

BARBER PARK DONATIONS

		PERIOD ACTUAL	YTD ACTUAL	BUDGET	UNEXPENDED	PCNT
<u>BARBER PARK REVENUE</u>						
13-00-7470	TRANSFER TO PARKS	.00	.00	32,941.09	32,941.09	.0
	TOTAL BARBER PARK REVENUE	.00	.00	32,941.09	32,941.09	.0
	TOTAL FUND EXPENDITURES	.00	.00	32,941.09	32,941.09	.0
	NET REVENUE OVER EXPENDITURES	.00	325.50	(32,916.09)	(33,241.59)	1.0

VILLAGE OF MAHOMET
REVENUES WITH COMPARISON TO BUDGET
FOR THE 2 MONTHS ENDING JUNE 30, 2022

MOTOR FUEL TAX

	PERIOD ACTUAL	YTD ACTUAL	BUDGET	UNEXPENDED	PCNT
<u>MOTOR FUEL TAX</u>					
16-00-4100 STATE DISTRIBUTION	16,481.58	32,790.94	198,000.00	165,209.06	16.6
16-00-4400 INTEREST INCOME	9.78	19.67	75.00	55.33	26.2
16-00-4700 TRANSPORTATION RENEWAL FUND	11,792.82	23,670.72	150,000.00	126,329.28	15.8
16-00-4800 MISC. REIMBURSEMENT	.00	.00	12,000.00	12,000.00	.0
16-00-4810 SUPPLEMENTAL ALLOTMENT	.00	.00	10,000.00	10,000.00	.0
TOTAL MOTOR FUEL TAX	28,284.18	56,481.33	370,075.00	313,593.67	15.3
TOTAL FUND REVENUE	28,284.18	56,481.33	370,075.00	313,593.67	15.3

VILLAGE OF MAHOMET
EXPENDITURES WITH COMPARISON TO BUDGET
FOR THE 2 MONTHS ENDING JUNE 30, 2022

MOTOR FUEL TAX

	PERIOD ACTUAL	YTD ACTUAL	BUDGET	UNEXPENDED	PCNT
<u>MOTOR FUEL TAX</u>					
16-00-7563 MAINTENANCE – ROAD SALT	.00	.00	34,000.00	34,000.00	.0
16-00-7564 MAINTENANCE – TRAFFIC SIGNALS	20.84	501.43	16,000.00	15,498.57	3.1
16-00-7580 CONTRACT – SEAL COATING	.00	.00	82,230.00	82,230.00	.0
16-00-7582 CONTRACT – PUG PAVING	.00	.00	273,017.00	273,017.00	.0
16-00-7585 CONTRACT PAVEMENT VOID FILL	.00	.00	10,000.00	10,000.00	.0
16-00-7587 HMA PATCHING	.00	.00	10,000.00	10,000.00	.0
16-00-7588 SIDEWALK MUDJACKING	.00	.00	5,000.00	5,000.00	.0
TOTAL MOTOR FUEL TAX	20.84	501.43	430,247.00	429,745.57	.1
<u>DEPARTMENT 10</u>					
16-10-7562 EXPENSE	.00	.00	70,000.00	70,000.00	.0
TOTAL DEPARTMENT 10	.00	.00	70,000.00	70,000.00	.0
TOTAL FUND EXPENDITURES	20.84	501.43	500,247.00	499,745.57	.1
NET REVENUE OVER EXPENDITURES	28,263.34	55,979.90	(130,172.00)	(186,151.90)	43.0

VILLAGE OF MAHOMET
REVENUES WITH COMPARISON TO BUDGET
FOR THE 2 MONTHS ENDING JUNE 30, 2022

IMRF

	PERIOD ACTUAL	YTD ACTUAL	BUDGET	UNEXPENDED	PCNT
<u>IMRF</u>					
17-00-4206 REAL ESTATE TAX	60,197.50	60,197.50	125,284.79	65,087.29	48.1
17-00-4400 INTEREST INCOME	.72	1.56	100.00	98.44	1.6
17-00-4901 TRANSFER FROM GC	.00	.00	10,000.00	10,000.00	.0
TOTAL IMRF	60,198.22	60,199.06	135,384.79	75,185.73	44.5
TOTAL FUND REVENUE	60,198.22	60,199.06	135,384.79	75,185.73	44.5

VILLAGE OF MAHOMET
 EXPENDITURES WITH COMPARISON TO BUDGET
 FOR THE 2 MONTHS ENDING JUNE 30, 2022

IMRF

	PERIOD ACTUAL	YTD ACTUAL	BUDGET	UNEXPENDED	PCNT
<u>IMRF</u>					
17-00-7500 IMRF CONTRIBUTION - TRANSFERS	8,139.93	16,265.53	185,000.00	168,734.47	8.8
TOTAL IMRF	8,139.93	16,265.53	185,000.00	168,734.47	8.8
TOTAL FUND EXPENDITURES	8,139.93	16,265.53	185,000.00	168,734.47	8.8
NET REVENUE OVER EXPENDITURES	52,058.29	43,933.53	(49,615.21)	(93,548.74)	88.6

VILLAGE OF MAHOMET
REVENUES WITH COMPARISON TO BUDGET
FOR THE 2 MONTHS ENDING JUNE 30, 2022

POLICE PENSION FUND

	PERIOD ACTUAL	YTD ACTUAL	BUDGET	UNEXPENDED	PCNT
<u>REVENUES</u>					
18-00-4095 EMP. CONTRIBUTION	5,138.45	12,116.34	70,000.00	57,883.66	17.3
18-00-4206 REAL ESTATE TAX	63,916.22	63,916.22	133,024.39	69,108.17	48.1
18-00-4400 INTEREST INCOME	220.65	451.85	1,000.00	548.15	45.2
18-00-4405 INVESTMENT INCOME-EQUITY FUND	.00	.00	10,000.00	10,000.00	.0
18-00-4410 INVESTMENT INCOME-FIXED	.00	.00	15,000.00	15,000.00	.0
18-00-4450 GAIN/LOSS EQUITY FUND	.00	.00	1,000.00	1,000.00	.0
18-00-4460 GAIN/LOSS FIXED INCOME	.00	.00	10,000.00	10,000.00	.0
18-00-4901 TRANSFER FROM GC	.00	.00	535,841.00	535,841.00	.0
TOTAL REVENUES	69,275.32	76,484.41	775,865.39	699,380.98	9.9
TOTAL FUND REVENUE	69,275.32	76,484.41	775,865.39	699,380.98	9.9

VILLAGE OF MAHOMET
EXPENDITURES WITH COMPARISON TO BUDGET
FOR THE 2 MONTHS ENDING JUNE 30, 2022

POLICE PENSION FUND

	PERIOD ACTUAL	YTD ACTUAL	BUDGET	UNEXPENDED	PCNT	
<u>REVENUES</u>						
18-00-7100	ADVISORY FEE	.00	.00	3,000.00	3,000.00	.0
18-00-7120	MEMBERSHIP	.00	.00	800.00	800.00	.0
18-00-7301	INSURANCE	.00	.00	2,750.00	2,750.00	.0
18-00-7314	LEGAL	.00	.00	10,000.00	10,000.00	.0
18-00-7317	MEDICAL SERVICE	.00	.00	10,000.00	10,000.00	.0
18-00-7322	OFFICE EXPENSE	.00	.00	1,000.00	1,000.00	.0
18-00-7333	PROF. ACCT SERVICE	579.02	618.77	10,000.00	9,381.23	6.2
18-00-7335	PROF. ACTUARIAL SERVICES	.00	.00	12,000.00	12,000.00	.0
18-00-7371	TRAINING	.00	.00	3,000.00	3,000.00	.0
18-00-7501	MISC.	.00	.00	1,200.00	1,200.00	.0
18-00-7711	PENSION & BENEFITS	21,438.54	39,119.16	240,000.00	200,880.84	16.3
	TOTAL REVENUES	22,017.56	39,737.93	293,750.00	254,012.07	13.5
	TOTAL FUND EXPENDITURES	22,017.56	39,737.93	293,750.00	254,012.07	13.5
	NET REVENUE OVER EXPENDITURES	47,257.76	36,746.48	482,115.39	445,368.91	7.6

VILLAGE OF MAHOMET
REVENUES WITH COMPARISON TO BUDGET
FOR THE 2 MONTHS ENDING JUNE 30, 2022

SOCIAL SECURITY

	PERIOD ACTUAL	YTD ACTUAL	BUDGET	UNEXPENDED	PCNT
<u>SOCIAL SECURITY</u>					
19-00-4206 REAL ESTATE TAX	122,604.06	122,604.06	148,745.45	26,141.39	82.4
19-00-4400 INTEREST INCOME	.33	.83	100.00	99.17	.8
19-00-4900 TRANSFER FROM GC	.00	.00	15,000.00	15,000.00	.0
TOTAL SOCIAL SECURITY	122,604.39	122,604.89	163,845.45	41,240.56	74.8
TOTAL FUND REVENUE	122,604.39	122,604.89	163,845.45	41,240.56	74.8

VILLAGE OF MAHOMET
EXPENDITURES WITH COMPARISON TO BUDGET
FOR THE 2 MONTHS ENDING JUNE 30, 2022

SOCIAL SECURITY

	PERIOD ACTUAL	YTD ACTUAL	BUDGET	UNEXPENDED	PCNT
<u>SOCIAL SECURITY</u>					
19-00-7500 SOCIAL SECURITY CONT-TRANSFER	9,851.16	27,066.62	190,000.00	162,933.38	14.3
TOTAL SOCIAL SECURITY	9,851.16	27,066.62	190,000.00	162,933.38	14.3
TOTAL FUND EXPENDITURES	9,851.16	27,066.62	190,000.00	162,933.38	14.3
NET REVENUE OVER EXPENDITURES	112,753.23	95,538.27	(26,154.55)	(121,692.82)	365.3

VILLAGE OF MAHOMET
REVENUES WITH COMPARISON TO BUDGET
FOR THE 2 MONTHS ENDING JUNE 30, 2022

MUSIC FESTIVAL

	PERIOD ACTUAL	YTD ACTUAL	BUDGET	UNEXPENDED	PCNT
<u>VILLAGE</u>					
20-00-4200 DONATIONS	7,444.85	26,434.85	79,650.00	53,215.15	33.2
20-00-4325 FEES	537.70	927.70	38,850.00	37,922.30	2.4
20-00-4400 INTEREST	4.27	8.09	25.00	16.91	32.4
20-00-4700 MISC. INCOME	.00	.00	13,900.00	13,900.00	.0
TOTAL VILLAGE	7,986.82	27,370.64	132,425.00	105,054.36	20.7
TOTAL FUND REVENUE	7,986.82	27,370.64	132,425.00	105,054.36	20.7

VILLAGE OF MAHOMET
EXPENDITURES WITH COMPARISON TO BUDGET
FOR THE 2 MONTHS ENDING JUNE 30, 2022

MUSIC FESTIVAL

	PERIOD ACTUAL	YTD ACTUAL	BUDGET	UNEXPENDED	PCNT
<u>VILLAGE</u>					
20-00-7250 ENTERTAINMENT	.00	.00	81,500.00	81,500.00	.0
20-00-7350 SERVICES	42.32	49.91	38,025.00	37,975.09	.1
20-00-7501 MISC	16.35	397.89	.00	(397.89)	.0
TOTAL VILLAGE	58.67	447.80	119,525.00	119,077.20	.4
TOTAL FUND EXPENDITURES	58.67	447.80	119,525.00	119,077.20	.4
NET REVENUE OVER EXPENDITURES	7,928.15	26,922.84	12,900.00	(14,022.84)	208.7

VILLAGE OF MAHOMET
REVENUES WITH COMPARISON TO BUDGET
FOR THE 2 MONTHS ENDING JUNE 30, 2022

PRAIRIEVIEW ROAD ESCROW

		PERIOD ACTUAL	YTD ACTUAL	BUDGET	UNEXPENDED	PCNT
<u>VILLAGE-REVENUE</u>						
21-00-4400	INTEREST	.00	.00	10.00	10.00	.0
21-00-4901	TRANSFER FROM GC	.00	.00	30,000.00	30,000.00	.0
TOTAL VILLAGE-REVENUE		.00	.00	30,010.00	30,010.00	.0
TOTAL FUND REVENUE		.00	.00	30,010.00	30,010.00	.0

VILLAGE OF MAHOMET
EXPENDITURES WITH COMPARISON TO BUDGET
FOR THE 2 MONTHS ENDING JUNE 30, 2022

PRAIRIEVIEW ROAD ESCROW

		PERIOD ACTUAL	YTD ACTUAL	BUDGET	UNEXPENDED	PCNT
<u>VILLAGE-REVENUE</u>						
21-00-7120	INFRASTRUCTURE	.00	.00	25,000.00	25,000.00	.0
	TOTAL VILLAGE-REVENUE	.00	.00	25,000.00	25,000.00	.0
	TOTAL FUND EXPENDITURES	.00	.00	25,000.00	25,000.00	.0
	NET REVENUE OVER EXPENDITURES	.00	.00	5,010.00	5,010.00	.0

VILLAGE OF MAHOMET
REVENUES WITH COMPARISON TO BUDGET
FOR THE 2 MONTHS ENDING JUNE 30, 2022

INSURANCE

	PERIOD ACTUAL	YTD ACTUAL	BUDGET	UNEXPENDED	PCNT
<u>INSURANCE REVENUE</u>					
22-00-4206 REAL ESTATE TAX	.00	.00	106,419.51	106,419.51	.0
22-00-4400 INTEREST INCOME	.35	.71	25.00	24.29	2.8
22-00-4901 TRANSFER FROM GC	.00	.00	10,000.00	10,000.00	.0
TOTAL INSURANCE REVENUE	.35	.71	116,444.51	116,443.80	.0
TOTAL FUND REVENUE	.35	.71	116,444.51	116,443.80	.0

VILLAGE OF MAHOMET
EXPENDITURES WITH COMPARISON TO BUDGET
FOR THE 2 MONTHS ENDING JUNE 30, 2022

INSURANCE

	PERIOD ACTUAL	YTD ACTUAL	BUDGET	UNEXPENDED	PCNT
<u>INSURANCE REVENUE</u>					
22-00-7301 INSURANCE-GENERAL	.00	.00	145,000.00	145,000.00	.0
22-00-7302 JUDGEMENT	.00	.00	1,000.00	1,000.00	.0
TOTAL INSURANCE REVENUE	<u>.00</u>	<u>.00</u>	<u>146,000.00</u>	<u>146,000.00</u>	<u>.0</u>
TOTAL FUND EXPENDITURES	<u>.00</u>	<u>.00</u>	<u>146,000.00</u>	<u>146,000.00</u>	<u>.0</u>
NET REVENUE OVER EXPENDITURES	<u>.35</u>	<u>.71</u>	<u>(29,555.49)</u>	<u>(29,556.20)</u>	<u>.0</u>

VILLAGE OF MAHOMET
 REVENUES WITH COMPARISON TO BUDGET
 FOR THE 2 MONTHS ENDING JUNE 30, 2022

FORFEITED FUNDS - FEDERAL

	PERIOD ACTUAL	YTD ACTUAL	BUDGET	UNEXPENDED	PCNT
<u>VILLAGE-REVENUE</u>					
25-00-4400 INTEREST	.00	.00	1.00	1.00	.0
25-00-4700 MISC. INCOME	.00	.00	1.00	1.00	.0
TOTAL VILLAGE-REVENUE	.00	.00	2.00	2.00	.0
TOTAL FUND REVENUE	.00	.00	2.00	2.00	.0

VILLAGE OF MAHOMET
EXPENDITURES WITH COMPARISON TO BUDGET
FOR THE 2 MONTHS ENDING JUNE 30, 2022

FORFEITED FUNDS - FEDERAL

	PERIOD ACTUAL	YTD ACTUAL	BUDGET	UNEXPENDED	PCNT
<u>VILLAGE-REVENUE</u>					
25-00-7900 PURCHASES	.00	.00	1.00	1.00	.0
TOTAL VILLAGE-REVENUE	.00	.00	1.00	1.00	.0
TOTAL FUND EXPENDITURES	.00	.00	1.00	1.00	.0
NET REVENUE OVER EXPENDITURES	.00	.00	1.00	1.00	.0

VILLAGE OF MAHOMET
REVENUES WITH COMPARISON TO BUDGET
FOR THE 2 MONTHS ENDING JUNE 30, 2022

FORFEITED FUNDS

		PERIOD ACTUAL	YTD ACTUAL	BUDGET	UNEXPENDED	PCNT
<u>FORFEITED FUNDS REVENUE</u>						
26-00-4400	INTEREST	.00	.00	25.00	25.00	.0
26-00-4700	MISC. INCOME	.00	.00	3,500.00	3,500.00	.0
TOTAL FORFEITED FUNDS REVENUE		.00	.00	3,525.00	3,525.00	.0
TOTAL FUND REVENUE		.00	.00	3,525.00	3,525.00	.0

VILLAGE OF MAHOMET
 EXPENDITURES WITH COMPARISON TO BUDGET
 FOR THE 2 MONTHS ENDING JUNE 30, 2022

FORFEITED FUNDS

	PERIOD ACTUAL	YTD ACTUAL	BUDGET	UNEXPENDED	PCNT
<u>FORFEITED FUNDS REVENUE</u>					
26-00-7900 PURCHASES	.00	.00	151,000.00	151,000.00	.0
TOTAL FORFEITED FUNDS REVENUE	.00	.00	151,000.00	151,000.00	.0
TOTAL FUND EXPENDITURES	.00	.00	151,000.00	151,000.00	.0
NET REVENUE OVER EXPENDITURES	.00	.00	(147,475.00)	(147,475.00)	.0

VILLAGE OF MAHOMET
 REVENUES WITH COMPARISON TO BUDGET
 FOR THE 2 MONTHS ENDING JUNE 30, 2022

BOND ISSUE 2000

	PERIOD ACTUAL	YTD ACTUAL	BUDGET	UNEXPENDED	PCNT
<u>BOND ISSUE</u>					
27-00-4206 REAL ESTATE TAX	34,864.01	34,864.01	72,558.76	37,694.75	48.1
27-00-4400 INTEREST INCOME	.15	.31	.00	(.31)	.0
TOTAL BOND ISSUE	34,864.16	34,864.32	72,558.76	37,694.44	48.1
TOTAL FUND REVENUE	34,864.16	34,864.32	72,558.76	37,694.44	48.1

VILLAGE OF MAHOMET
 EXPENDITURES WITH COMPARISON TO BUDGET
 FOR THE 2 MONTHS ENDING JUNE 30, 2022

BOND ISSUE 2000

	PERIOD ACTUAL	YTD ACTUAL	BUDGET	UNEXPENDED	PCNT
<u>BOND ISSUE</u>					
27-00-7900 BOND PAY'T-INT.	.00	1,789.99	3,597.50	1,807.51	49.8
27-00-7950 BOND PAY'T-PRINCIPAL	.00	.00	68,000.00	68,000.00	.0
TOTAL BOND ISSUE	.00	1,789.99	71,597.50	69,807.51	2.5
TOTAL FUND EXPENDITURES	.00	1,789.99	71,597.50	69,807.51	2.5
NET REVENUE OVER EXPENDITURES	34,864.16	33,074.33	961.26	(32,113.07)	3440.7

VILLAGE OF MAHOMET
REVENUES WITH COMPARISON TO BUDGET
FOR THE 2 MONTHS ENDING JUNE 30, 2022

UTILITY TAX

		PERIOD ACTUAL	YTD ACTUAL	BUDGET	UNEXPENDED	PCNT
<u>UTILITY TAX REVENUE</u>						
28-00-4400	INTEREST INCOME	1.87	3.29	25.00	21.71	13.2
28-00-4820	UTILITY TAX	58,160.08	118,518.73	475,000.00	356,481.27	25.0
	TOTAL UTILITY TAX REVENUE	58,161.95	118,522.02	475,025.00	356,502.98	25.0
	TOTAL FUND REVENUE	58,161.95	118,522.02	475,025.00	356,502.98	25.0

VILLAGE OF MAHOMET
EXPENDITURES WITH COMPARISON TO BUDGET
FOR THE 2 MONTHS ENDING JUNE 30, 2022

UTILITY TAX

	PERIOD ACTUAL	YTD ACTUAL	BUDGET	UNEXPENDED	PCNT
<u>UTILITY TAX REVENUE</u>					
28-00-7800 TRANSFER TO GENERAL CORPORAT	.00	.00	275,000.00	275,000.00	.0
28-00-7806 TRANSFER TO CRF/VRF	.00	.00	25,000.00	25,000.00	.0
28-00-7812 TRANSFER TO PARKS	.00	.00	275,000.00	275,000.00	.0
TOTAL UTILITY TAX REVENUE	.00	.00	575,000.00	575,000.00	.0
TOTAL FUND EXPENDITURES	.00	.00	575,000.00	575,000.00	.0
NET REVENUE OVER EXPENDITURES	58,161.95	118,522.02	(99,975.00)	(218,497.02)	118.6

VILLAGE OF MAHOMET
REVENUES WITH COMPARISON TO BUDGET
FOR THE 2 MONTHS ENDING JUNE 30, 2022

DEBT SERVICE TIB

	PERIOD ACTUAL	YTD ACTUAL	BUDGET	UNEXPENDED	PCNT
<u>2012AB TIF DEBT SERVICE</u>					
32-00-4400 INTEREST INCOME	3.46	7.15	100.00	92.85	7.2
32-00-4900 TRANSFER FROM TIF SERIES A	.00	.00	18,750.00	18,750.00	.0
32-00-4930 TRANSFER FROM 2012 A	.00	.00	350,000.00	350,000.00	.0
TOTAL 2012AB TIF DEBT SERVICE	3.46	7.15	368,850.00	368,842.85	.0
TOTAL FUND REVENUE	3.46	7.15	368,850.00	368,842.85	.0

VILLAGE OF MAHOMET
EXPENDITURES WITH COMPARISON TO BUDGET
FOR THE 2 MONTHS ENDING JUNE 30, 2022

DEBT SERVICE TIB

	PERIOD ACTUAL	YTD ACTUAL	BUDGET	UNEXPENDED	PCNT
<u>2012AB TIF DEBT SERVICE</u>					
32-00-7900 BOND INTEREST AB	.00	13,050.00	26,100.00	13,050.00	50.0
32-00-7950 BOND PAYMENT-PRINCIPAL	.00	.00	350,000.00	350,000.00	.0
32-00-7975 BOND FEES FOR AB	.00	.00	1,000.00	1,000.00	.0
TOTAL 2012AB TIF DEBT SERVICE	.00	13,050.00	377,100.00	364,050.00	3.5
TOTAL FUND EXPENDITURES	.00	13,050.00	377,100.00	364,050.00	3.5
NET REVENUE OVER EXPENDITURES	3.46	(13,042.85)	(8,250.00)	4,792.85	(158.1)

VILLAGE OF MAHOMET
REVENUES WITH COMPARISON TO BUDGET
FOR THE 2 MONTHS ENDING JUNE 30, 2022

TAX INCREMENT FINANCING

	PERIOD ACTUAL	YTD ACTUAL	BUDGET	UNEXPENDED	PCNT
<u>TIF REVENUE</u>					
33-00-4206 REAL ESTATE TAX	1,396,045.48	1,396,045.48	2,985,000.00	1,588,954.52	46.8
33-00-4400 INTEREST INCOME	71.36	140.27	1,000.00	859.73	14.0
33-00-4901 TRANSFER FROM GC	.00	.00	850,000.00	850,000.00	.0
TOTAL TIF REVENUE	1,396,116.84	1,396,185.75	3,836,000.00	2,439,814.25	36.4
TOTAL FUND REVENUE	1,396,116.84	1,396,185.75	3,836,000.00	2,439,814.25	36.4

VILLAGE OF MAHOMET
EXPENDITURES WITH COMPARISON TO BUDGET
FOR THE 2 MONTHS ENDING JUNE 30, 2022

TAX INCREMENT FINANCING

	PERIOD ACTUAL	YTD ACTUAL	BUDGET	UNEXPENDED	PCNT
<u>TIF REVENUE</u>					
33-00-7120 CONSTRUCTION-OVERSIZING	536,671.85	536,671.85	5,256,866.00	4,720,194.15	10.2
33-00-7142 ENGINEERING	9,299.73	189,215.72	496,500.00	307,284.28	38.1
33-00-7222 DISBURSEMENTS	.00	.00	2,236,581.31	2,236,581.31	.0
33-00-7314 LEGAL	5,610.00	9,511.50	30,000.00	20,488.50	31.7
33-00-7333 PROFESSIONAL SERVICES-AUDIT	.00	.00	1,200.00	1,200.00	.0
33-00-7501 MISC	.00	.00	70,000.00	70,000.00	.0
33-00-7815 TRANSFER TO DEBT SERVICE	117,525.00	117,525.00	819,250.00	701,725.00	14.4
TOTAL TIF REVENUE	669,106.58	852,924.07	8,910,397.31	8,057,473.24	9.6
TOTAL FUND EXPENDITURES	669,106.58	852,924.07	8,910,397.31	8,057,473.24	9.6
NET REVENUE OVER EXPENDITURES	727,010.26	543,261.68	(5,074,397.31)	(5,617,658.99)	10.7

VILLAGE OF MAHOMET
REVENUES WITH COMPARISON TO BUDGET
FOR THE 2 MONTHS ENDING JUNE 30, 2022

CAPITAL EQUIPMENT/VEHICLE REPL

	PERIOD ACTUAL	YTD ACTUAL	BUDGET	UNEXPENDED	PCNT
<u>CAP. EQUIP/VEHICLE REPLACEMENT</u>					
34-00-4400 INTEREST	.00	.00	25.00	25.00	.0
34-00-4900 TRANSFER FROM UTILITY TAX	.00	.00	25,000.00	25,000.00	.0
34-00-4901 TRANSFER FROM GENERAL CORP.	.00	.00	375,000.00	375,000.00	.0
34-00-4902 TRANSFER FROM WATER	.00	.00	60,000.00	60,000.00	.0
34-00-4903 TRANSFER FROM WASTEWATER	.00	.00	50,000.00	50,000.00	.0
34-00-4905 TRANSFER FROM RECREATION	.00	.00	3,000.00	3,000.00	.0
34-00-4906 TRANSFER FROM PARKS	.00	.00	7,500.00	7,500.00	.0
TOTAL CAP. EQUIP/VEHICLE REPLAC	.00	.00	520,525.00	520,525.00	.0
TOTAL FUND REVENUE	.00	.00	520,525.00	520,525.00	.0

VILLAGE OF MAHOMET
EXPENDITURES WITH COMPARISON TO BUDGET
FOR THE 2 MONTHS ENDING JUNE 30, 2022

CAPITAL EQUIPMENT/VEHICLE REPL

	PERIOD ACTUAL	YTD ACTUAL	BUDGET	UNEXPENDED	PCNT
<u>CAP. EQUIP/VEHICLE REPLACEMENT</u>					
34-00-7313 VEHICLE PURCHASE/LEASE	.00	.00	269,990.00	269,990.00	.0
34-00-7315 CAPITAL EQUIPMENT PURCHASE	34,046.00	45,443.75	451,900.00	406,456.25	10.1
TOTAL CAP. EQUIP/VEHICLE REPLAC	<u>34,046.00</u>	<u>45,443.75</u>	<u>721,890.00</u>	<u>676,446.25</u>	<u>6.3</u>
TOTAL FUND EXPENDITURES	<u>34,046.00</u>	<u>45,443.75</u>	<u>721,890.00</u>	<u>676,446.25</u>	<u>6.3</u>
NET REVENUE OVER EXPENDITURES	<u>(34,046.00)</u>	<u>(45,443.75)</u>	<u>(201,365.00)</u>	<u>(155,921.25)</u>	<u>(22.6)</u>

VILLAGE OF MAHOMET
REVENUES WITH COMPARISON TO BUDGET
FOR THE 2 MONTHS ENDING JUNE 30, 2022

TRANSPORTATION SYSTEM CAPITAL

	PERIOD ACTUAL	YTD ACTUAL	BUDGET	UNEXPENDED	PCNT
<u>TRANSPORTATION SYSTEM CI</u>					
35-00-4400 INTEREST	.00	.00	1,000.00	1,000.00	.0
35-00-4850 SIMPLIFIED TELECOM. TAX	5,794.25	5,794.25	55,000.00	49,205.75	10.5
35-00-4901 TRANSFER FROM GENERAL CORP.	.00	.00	100,000.00	100,000.00	.0
TOTAL TRANSPORTATION SYSTEM CI	5,794.25	5,794.25	156,000.00	150,205.75	3.7
<u>SOLACE REVENUE</u>					
35-10-4665 DEVELOPER PAYMENTS/MCD ROAD	87,000.00	87,000.00	87,000.00	.00	100.0
TOTAL SOLACE REVENUE	87,000.00	87,000.00	87,000.00	.00	100.0
TOTAL FUND REVENUE	92,794.25	92,794.25	243,000.00	150,205.75	38.2

VILLAGE OF MAHOMET
EXPENDITURES WITH COMPARISON TO BUDGET
FOR THE 2 MONTHS ENDING JUNE 30, 2022

TRANSPORTATION SYSTEM CAPITAL

		PERIOD ACTUAL	YTD ACTUAL	BUDGET	UNEXPENDED	PCNT
<u>TRANSPORTATION SYSTEM CI</u>						
35-00-7142	ENGINEERING	7,104.21	7,104.21	.00	(7,104.21)	.0
35-00-7400	CAPITAL IMPROVEMENTS	6,100.00	6,100.00	845,850.00	839,750.00	.7
TOTAL TRANSPORTATION SYSTEM CI		<u>13,204.21</u>	<u>13,204.21</u>	<u>845,850.00</u>	<u>832,645.79</u>	<u>1.6</u>
TOTAL FUND EXPENDITURES		<u>13,204.21</u>	<u>13,204.21</u>	<u>845,850.00</u>	<u>832,645.79</u>	<u>1.6</u>
NET REVENUE OVER EXPENDITURES		<u>79,590.04</u>	<u>79,590.04</u>	<u>(602,850.00)</u>	<u>(682,440.04)</u>	<u>13.2</u>

VILLAGE OF MAHOMET
REVENUES WITH COMPARISON TO BUDGET
FOR THE 2 MONTHS ENDING JUNE 30, 2022

WWTPE/RESERVE/DEBT SERVICE

	PERIOD ACTUAL	YTD ACTUAL	BUDGET	UNEXPENDED	PCNT
<u>WWTP EXPANSION</u>					
37-00-4400 INTEREST	6.44	13.10	50.00	36.90	26.2
37-00-4903 TRANSFER FROM WASTEWATER	.00	.00	738,000.00	738,000.00	.0
TOTAL WWTP EXPANSION	6.44	13.10	738,050.00	738,036.90	.0
TOTAL FUND REVENUE	6.44	13.10	738,050.00	738,036.90	.0

VILLAGE OF MAHOMET
EXPENDITURES WITH COMPARISON TO BUDGET
FOR THE 2 MONTHS ENDING JUNE 30, 2022

WWTPE/RESERVE/DEBT SERVICE

	PERIOD ACTUAL	YTD ACTUAL	BUDGET	UNEXPENDED	PCNT
<u>WWTP EXPANSION</u>					
37-00-7900 INTEREST PAYMENT	.00	.00	111,380.00	111,380.00	.0
37-00-7950 PRINCIPAL PAYMENT	.00	.00	646,835.00	646,835.00	.0
TOTAL WWTP EXPANSION	.00	.00	758,215.00	758,215.00	.0
TOTAL FUND EXPENDITURES	.00	.00	758,215.00	758,215.00	.0
NET REVENUE OVER EXPENDITURES	6.44	13.10	(20,165.00)	(20,178.10)	.1

VILLAGE OF MAHOMET
 REVENUES WITH COMPARISON TO BUDGET
 FOR THE 2 MONTHS ENDING JUNE 30, 2022

TRANS FACILITY IMPROV

	PERIOD ACTUAL	YTD ACTUAL	BUDGET	UNEXPENDED	PCNT
<u>TCI FACILITY</u>					
46-00-4400 INTEREST INCOME	.61	1.24	50.00	48.76	2.5
46-00-4901 TRANSFER FROM GC	.00	.00	12,000.00	12,000.00	.0
TOTAL TCI FACILITY	.61	1.24	12,050.00	12,048.76	.0
TOTAL FUND REVENUE	.61	1.24	12,050.00	12,048.76	.0

VILLAGE OF MAHOMET
EXPENDITURES WITH COMPARISON TO BUDGET
FOR THE 2 MONTHS ENDING JUNE 30, 2022

TRANS FACILITY IMPROV

		PERIOD ACTUAL	YTD ACTUAL	BUDGET	UNEXPENDED	PCNT
<u>TCI FACILITY</u>						
46-00-7075	BUILDING MAINTENANCE	.00	.00	85,000.00	85,000.00	.0
	TOTAL TCI FACILITY	.00	.00	85,000.00	85,000.00	.0
	TOTAL FUND EXPENDITURES	.00	.00	85,000.00	85,000.00	.0
	NET REVENUE OVER EXPENDITURES	.61	1.24	(72,950.00)	(72,951.24)	.0

VILLAGE OF MAHOMET
 REVENUES WITH COMPARISON TO BUDGET
 FOR THE 2 MONTHS ENDING JUNE 30, 2022

TRANSPORTATION FACILITY DEBT S

	PERIOD ACTUAL	YTD ACTUAL	BUDGET	UNEXPENDED	PCNT
<u>TRANSPORTATION FACILITY REVENUE</u>					
47-00-4400 INTEREST	1.21	2.46	150.00	147.54	1.6
47-00-4900 TRANSFER FROM TRANS. FUND	.00	.00	90,000.00	90,000.00	.0
TOTAL TRANSPORTATION FACILITY R	1.21	2.46	90,150.00	90,147.54	.0
TOTAL FUND REVENUE	1.21	2.46	90,150.00	90,147.54	.0

VILLAGE OF MAHOMET
 EXPENDITURES WITH COMPARISON TO BUDGET
 FOR THE 2 MONTHS ENDING JUNE 30, 2022

TRANSPORTATION FACILITY DEBT S

	PERIOD ACTUAL	YTD ACTUAL	BUDGET	UNEXPENDED	PCNT
<u>TRANSPORTATION FACILITY REVENUE</u>					
47-00-7900 INTEREST	9,910.00	9,910.00	19,820.00	9,910.00	50.0
47-00-7950 PRINCIPAL PAYMENT	.00	.00	75,000.00	75,000.00	.0
47-00-7975 FEES	.00	500.00	500.00	.00	100.0
TOTAL TRANSPORTATION FACILITY R	<u>9,910.00</u>	<u>10,410.00</u>	<u>95,320.00</u>	<u>84,910.00</u>	<u>10.9</u>
TOTAL FUND EXPENDITURES	<u>9,910.00</u>	<u>10,410.00</u>	<u>95,320.00</u>	<u>84,910.00</u>	<u>10.9</u>
NET REVENUE OVER EXPENDITURES	<u>(9,908.79)</u>	<u>(10,407.54)</u>	<u>(5,170.00)</u>	<u>5,237.54</u>	<u>(201.3)</u>

VILLAGE OF MAHOMET
REVENUES WITH COMPARISON TO BUDGET
FOR THE 2 MONTHS ENDING JUNE 30, 2022

DARK FIBER

		PERIOD ACTUAL	YTD ACTUAL	BUDGET	UNEXPENDED	PCNT
<u>DARK FIBER REVENUE</u>						
48-00-4400	INTEREST	.22	.45	2.00	1.55	22.5
	TOTAL DARK FIBER REVENUE	.22	.45	2.00	1.55	22.5
	TOTAL FUND REVENUE	.22	.45	2.00	1.55	22.5

VILLAGE OF MAHOMET
EXPENDITURES WITH COMPARISON TO BUDGET
FOR THE 2 MONTHS ENDING JUNE 30, 2022

DARK FIBER

	PERIOD ACTUAL	YTD ACTUAL	BUDGET	UNEXPENDED	PCNT
<u>DARK FIBER REVENUE</u>					
48-00-7120 CONSTRUCTION	.00	.00	15,000.00	15,000.00	.0
TOTAL DARK FIBER REVENUE	.00	.00	15,000.00	15,000.00	.0
TOTAL FUND EXPENDITURES	.00	.00	15,000.00	15,000.00	.0
NET REVENUE OVER EXPENDITURES	.22	.45	(14,998.00)	(14,998.45)	.0

VILLAGE OF MAHOMET
REVENUES WITH COMPARISON TO BUDGET
FOR THE 2 MONTHS ENDING JUNE 30, 2022

TAX INCREMENT FINANCING

	PERIOD ACTUAL	YTD ACTUAL	BUDGET	UNEXPENDED	PCNT
<u>TIF REVENUE</u>					
49-00-4206 REAL ESTATE TAX	26,415.17	26,415.17	.00	(26,415.17)	.0
49-00-4350 REAL ESTATE TAX	.00	.00	94,907.00	94,907.00	.0
49-00-4400 INTEREST INCOME	.00	.00	25.00	25.00	.0
TOTAL TIF REVENUE	26,415.17	26,415.17	94,932.00	68,516.83	27.8
TOTAL FUND REVENUE	26,415.17	26,415.17	94,932.00	68,516.83	27.8

VILLAGE OF MAHOMET
EXPENDITURES WITH COMPARISON TO BUDGET
FOR THE 2 MONTHS ENDING JUNE 30, 2022

TAX INCREMENT FINANCING

		PERIOD ACTUAL	YTD ACTUAL	BUDGET	UNEXPENDED	PCNT
<u>TIF REVENUE</u>						
49-00-7501	MISC	.00	.00	50,000.00	50,000.00	.0
	TOTAL TIF REVENUE	.00	.00	50,000.00	50,000.00	.0
	TOTAL FUND EXPENDITURES	.00	.00	50,000.00	50,000.00	.0
	NET REVENUE OVER EXPENDITURES	26,415.17	26,415.17	44,932.00	18,516.83	58.8

VILLAGE OF MAHOMET
REVENUES WITH COMPARISON TO BUDGET
FOR THE 2 MONTHS ENDING JUNE 30, 2022

BOND 2021 TIF ISSUE

	PERIOD ACTUAL	YTD ACTUAL	BUDGET	UNEXPENDED	PCNT
<u>2012AB TIF DEBT SERVICE</u>					
50-00-4400 INTEREST INCOME	.00	.00	50.00	50.00	.0
50-00-4900 TRANSFER FROM TIF SERIES 2021	117,525.00	117,525.00	485,050.00	367,525.00	24.2
TOTAL 2012AB TIF DEBT SERVICE	117,525.00	117,525.00	485,100.00	367,575.00	24.2
TOTAL FUND REVENUE	117,525.00	117,525.00	485,100.00	367,575.00	24.2

VILLAGE OF MAHOMET
EXPENDITURES WITH COMPARISON TO BUDGET
FOR THE 2 MONTHS ENDING JUNE 30, 2022

BOND 2021 TIF ISSUE

	PERIOD ACTUAL	YTD ACTUAL	BUDGET	UNEXPENDED	PCNT
<u>2012AB TIF DEBT SERVICE</u>					
50-00-7900 BOND INTEREST 2021	117,525.00	117,525.00	235,050.00	117,525.00	50.0
50-00-7975 BOND FEES FOR 2021	.00	.00	1,000.00	1,000.00	.0
TOTAL 2012AB TIF DEBT SERVICE	<u>117,525.00</u>	<u>117,525.00</u>	<u>236,050.00</u>	<u>118,525.00</u>	<u>49.8</u>
TOTAL FUND EXPENDITURES	<u>117,525.00</u>	<u>117,525.00</u>	<u>236,050.00</u>	<u>118,525.00</u>	<u>49.8</u>
NET REVENUE OVER EXPENDITURES	<u>.00</u>	<u>.00</u>	<u>249,050.00</u>	<u>249,050.00</u>	<u>.0</u>



Village of Mahomet

503 E. Main Street • P.O. Box 259 • Mahomet, Illinois 61853

Phone: (217) 586-4456 • Fax: (217) 586-5696

www.mahomet-il.gov www.ChooseMahomet.com

BILLS NOT YET RECEIVED

Mahomet Ace Hardware 7/2022 \$1200.00

ADDITIONAL BILLS NOT YET PAID

Automatic Debit

Commerce Bank \$7,053.09

BILLS ALREADY PAID IN MAY

Mahomet Music Festival \$6,000.00

IL EPA 10,000.00

Health Alliance \$35,083.98

TOTAL AMOUNT OF WARRANTS AS OF 7.21.2022

TOTAL \$ 781,745.55

CHART OF ACCOUNTS

#01-00	GENERAL CORPORATE
#01-10	POLICE
#01-20	STREETS & ALLEY
#01-30	ADMINISTRATION
#01-40	COMMUNITY DEVELOPMENT
#01-45	ENGINEERING
#01-60	ESDA
#02-00	WATER OPERATIONS
#03-00	WASTEWATER OPERATIONS
#04-00	WASTEWATER CAPITAL IMPROVEMENT
#05-00	WATER CAPITAL IMPROVEMENT
#06-00	WATER/SEWER BOND FUND
#10-00	ECONOMIC DEVELOPMENT
#11-00	RECREATION
#12-00	PARKS
#16-00	MOTOR FUEL TAX
#17-00	IMRF
#18-00	POLICE PENSION
#19-00	SOCIAL SECURITY
#22-00	INSURANCE
#25-00	FORFEITED FUND/FEDERAL
#26-00	FORFEITURE FUND
#27-00	BOND ISSUE
#28-00	UTILITY TAX
#32-00	2012A & 2012B DEBT SERVICE-TIF
#33-00	TIF
#34-00	CRF/VRF
#35-00	TRANSPORTATION SYSTEM/CAPITAL IMPROVEMENT
#37-00	WWTP EXPANSION
#39-00	BOND ISSUE 2003-B
#40-00	E-PAY
#46-00	TRANSPORTATION/CONSTRUCTION
#47-00	TRANSPORTATION BOND
#48-00	FIBER

Report Criteria:

- Detail report.
- Invoices with totals above \$0.00 included.
- Only unpaid invoices included.

Invoice Number	Description	Invoice Date	GL Account and Title	Net Invoice Amount	Amount Paid	Date Paid	Voided
217, Inc							
231417	WATER HEATER AND DRAIN CL	07/01/2022	01-10-7075 BUILDING MAINT	280.00	.00		
Total 217, Inc:				280.00	.00		
AMEREN ILLINOIS							
7.2022	WATER	07/11/2022	02-00-7391 UTILITIES	6,092.38	.00		
7.2022	SEWER	07/11/2022	03-00-7391 UTILITIES	7,310.59	.00		
7.2022	ESDA	07/11/2022	01-60-7391 UTILITIES	99.43	.00		
7.2022	POLICE	07/11/2022	01-10-7391 UTILITIES	610.67	.00		
7.2022	RECREATION	07/11/2022	11-00-7391 UTILITIES	359.03	.00		
7.2022	STR/ALLEY	07/11/2022	01-20-7391 UTILITIES	569.30	.00		
7.2022	STR/NIGHT LIGHTS	07/11/2022	01-20-7379 STREET LIGHTING	1,606.47	.00		
7.2022	PARKS	07/11/2022	12-00-7391 UTILITIES	264.40	.00		
7.2022	TRAFF SIG	07/11/2022	16-00-7564 MAINTENANCE – TRAFFIC	482.66	.00		
7.2022	ENG	07/11/2022	01-45-7391 UTILITIES	140.68	.00		
7.2022	ADMIN	07/11/2022	01-30-7391 UTILITIES	398.17	.00		
Total AMEREN ILLINOIS:				17,933.78	.00		
Andersen, Norman							
7522	REFUND	07/05/2022	11-10-7410 REFUNDS PAID	75.00	.00		
Total Andersen, Norman :				75.00	.00		
ANDERSON'S OUTDOOR SPORTS & TURF, LLC							
5334	FIELD CHALK	06/29/2022	11-10-7100 FIELD MAINTENANCE	360.00	.00		
5521	FIELD CHALK	06/29/2022	11-10-7100 FIELD MAINTENANCE	127.50	.00		
Total ANDERSON'S OUTDOOR SPORTS & TURF, LLC:				487.50	.00		
AREA GARBAGE SERVICE							
7.2022	PARKS	07/06/2022	12-00-7391 UTILITIES	69.00	.00		
7.2022 -Admin	ADMIN	07/06/2022	01-30-7075 BUILDING MAINT	25.43	.00		
7.2022 -Admin	S/A	07/06/2022	01-20-7075 BUILDING MAINT	85.00	.00		
7.2022 -Admin	PD	07/06/2022	01-10-7075 BUILDING MAINT	39.08	.00		
7.2022 -Admin	WATER	07/06/2022	02-00-7080 BUILDING MAINT/GROUN	46.66	.00		
7.2022 -Admin	SEWER	07/06/2022	03-00-7080 BUILDING MAINT/GROUN	237.40	.00		
Total AREA GARBAGE SERVICE:				502.57	.00		
ATLAS INTEGRATED							
2019-13556	HOST FEES	07/06/2022	10-00-7330 MARKETING/PROMOTION	1,785.00	.00		
Total ATLAS INTEGRATED:				1,785.00	.00		
AXON ENTERPRISE, INC.							
INUS083380	PRO LICENSE BUNDLE	07/12/2022	01-10-7315 POLICE CAMERA SYSTEM	234.00	.00		
Total AXON ENTERPRISE, INC.:				234.00	.00		

Invoice Number	Description	Invoice Date	GL Account and Title	Net Invoice Amount	Amount Paid	Date Paid	Voided
BANKCO. DOOR LLC							
11575	GARAGE DOOR REPAIR	07/06/2022	12-00-7211 EQUIPMENT MAINT. & REP	225.00	.00		
Total BANKCO. DOOR LLC:				225.00	.00		
BD BOYKIN ENTERPRISES, LLC							
3420	DRYCLEANING	06/28/2022	01-10-7401 UNIFORMS	149.00	.00		
Total BD BOYKIN ENTERPRISES, LLC:				149.00	.00		
BERNS, CLANCY AND ASS.							
5/28 to 6/25	JOB #302	07/11/2022	01-40-7142 ENGINEERING	714.50	.00		
5/28 to 6/25	JOB #302-640	07/11/2022	01-40-7145 PLANNING/DEVELOPMEN	3,485.65	.00		
5/28 to 6/25	JOB #302-1245	07/11/2022	01-40-7145 PLANNING/DEVELOPMEN	233.75	.00		
5/28 to 6/25	JOB #302-1256	07/11/2022	01-40-7145 PLANNING/DEVELOPMEN	315.00	.00		
5/28 to 6/25	JOB #302-1261	07/11/2022	01-40-7145 PLANNING/DEVELOPMEN	354.00	.00		
May 28-June 2	SOUTH MAHOMET RD	07/06/2022	33-00-7142 ENGINEERING	5,681.20	.00		
Statemetn #14	SOUTH MAHOMET RD	07/06/2022	33-00-7142 ENGINEERING	3,271.50	.00		
Total BERNS, CLANCY AND ASS.:				14,055.60	.00		
BOYKIN, CALEB							
6/27 thru 7/1/2	CAMP OFFICIAL	07/07/2022	11-10-7050 CONTRACTED EMPLOYEE	140.00	.00		
Total BOYKIN, CALEB:				140.00	.00		
BROWNFIELD SPORTS							
000417	3 ON 3 SHIRTS	07/06/2022	11-10-7245 SPECIAL EVENTS	231.00	.00		
Total BROWNFIELD SPORTS:				231.00	.00		
BSN SPORTS							
917330535	BATTER BOX TEMP	07/06/2022	11-00-7201 EQUIPMENT, NEW	263.74	.00		
Total BSN SPORTS:				263.74	.00		
BULLDOG AUTOMOTIVE, INC.							
16081	TIRE REPAIR	06/30/2022	01-20-7211 EQUIPMENT & VEHICLE M	30.00	.00		
Total BULLDOG AUTOMOTIVE, INC.:				30.00	.00		
BULLDOG DISPOSAL							
25741	DUMPSTER BARBER PLAYGRO	06/30/2022	12-00-7405 PARK MAINT./IMPROVEME	550.00	.00		
Total BULLDOG DISPOSAL:				550.00	.00		
BUSEY BANK							
7.2022 Loan P	LOAN	07/19/2022	01-30-7345 PROP ACQUISITION/IMPR	84,568.02	.00		
Total BUSEY BANK:				84,568.02	.00		
CAMPUS COMMUNICATIONS GROUP							
INV14182	INTERNET	07/01/2022	01-60-7391 UTILITIES	627.25	.00		
Total CAMPUS COMMUNICATIONS GROUP:				627.25	.00		

Invoice Number	Description	Invoice Date	GL Account and Title	Net Invoice Amount	Amount Paid	Date Paid	Voided
CENTRAL CULVERT AND TILE							
296122	TILE	07/06/2022	01-20-7130 DRAINAGE	289.39	.00		
Total CENTRAL CULVERT AND TILE:				289.39	.00		
CHAMPAIGN COUNTY BIKES							
2022 Sponsors	SPONSORSH	07/19/2022	01-30-7501 MISCELLANEOUS	100.00	.00		
Total CHAMPAIGN COUNTY BIKES:				100.00	.00		
CIRBN, LLC							
14968	ADMIN	07/06/2022	01-30-7391 UTILITIES	107.99	.00		
14968	CD	07/06/2022	01-40-7391 UTILITIES	107.99	.00		
14968	S&A	07/06/2022	01-20-7391 UTILITIES	107.98	.00		
14968	REC	07/06/2022	11-00-7391 UTILITIES	107.98	.00		
Total CIRBN, LLC:				431.94	.00		
CIRCLE K							
81745621	FUEL & CAR WASH PURCHASE	06/23/2022	01-10-7454 VEHICLE MAINT.	224.73	.00		
Total CIRCLE K:				224.73	.00		
CITY OF CHAMPAIGN							
15631	METCAD DISPATCHING SERVIC	05/02/2022	01-10-7331 METCAD	110,642.00	.00		
Total CITY OF CHAMPAIGN:				110,642.00	.00		
CIVIC SYSTEMS, LLC							
CVC22166	CIVIC SUPPORT	07/06/2022	01-30-7130 COMPUTER SUPPORT/IT	2,344.66	.00		
CVC22166	CIVIC SUPPORT	07/06/2022	02-00-7120 COMPUTER SUPPORT/IT	2,344.67	.00		
CVC22166	CIVIC SUPPORT	07/06/2022	03-00-7120 COMPUTER SUPPORT/IT	2,344.67	.00		
Total CIVIC SYSTEMS, LLC:				7,034.00	.00		
CLEAR TALK							
217215	ANTENNA	05/20/2022	01-10-7211 EQUIP. MAINT. & REPAIR	60.00	.00		
Total CLEAR TALK:				60.00	.00		
COE EQUIPMENT							
79234	SEWER CAMERA	07/07/2022	04-00-7400 CAPITAL IMPROVEMENTS	10,275.22	.00		
Total COE EQUIPMENT:				10,275.22	.00		
COMMERCE BANK -COMMERCIAL CARDS							
7.2022	FLAGS	07/21/2022	01-10-7501 MISCELLANEOUS	135.94	.00		
7.2022	AMAZON SUPPLIES	07/21/2022	11-10-7212 SUMMER CAMP	26.73	.00		
7.2022	YOYOS	07/21/2022	11-10-7245 SPECIAL EVENTS	30.00	.00		
7.2022	CIVIC SYSTEMS	07/21/2022	01-30-7371 SCHOOLS/TRAINING/TRA	245.00	.00		
7.2022	PURIFIER	07/21/2022	01-45-7212 EQUIP/TOOLS	174.98	.00		
7.2022	CROWN PLAZA	07/21/2022	01-30-7371 SCHOOLS/TRAINING/TRA	134.43	.00		
7.2022	QICKET PAPER	07/21/2022	01-10-7321 GEN/OFFICE SUPPLIES	410.62	.00		
7.2022	PAYPAL	07/21/2022	11-00-7190 HARDWARE/SOFTWARE	30.00	.00		
7.2022	APPLE.COM	07/21/2022	01-30-7130 COMPUTER SUPPORT/IT	.99	.00		
7.2022	ADOBE	07/21/2022	01-30-7130 COMPUTER SUPPORT/IT	15.93	.00		
7.2022	AMAZON	07/21/2022	01-45-7322 OFFICE SUPPLIES	24.89	.00		

Invoice Number	Description	Invoice Date	GL Account and Title	Net Invoice Amount	Amount Paid	Date Paid	Voided
7.2022	PENCIL LEAD	07/21/2022	01-45-7322 OFFICE SUPPLIES	4.22	.00		
7.2022	AMAZON	07/21/2022	01-45-7322 OFFICE SUPPLIES	10.79	.00		
7.2022	AMAZON	07/21/2022	11-10-7212 SUMMER CAMP	8.98	.00		
7.2022	SUMMER CAMP SUPPLIES	07/21/2022	11-10-7212 SUMMER CAMP	7.85	.00		
7.2022	AMAZON SUPPLIES	07/21/2022	11-10-7212 SUMMER CAMP	82.00	.00		
7.2022	IL GOV FINANCE CLASS	07/21/2022	01-30-7371 SCHOOLS/TRAINING/TRA	350.00	.00		
7.2022	FILTERS	07/21/2022	03-00-7211 EQUIPMENT MAINT. & REP	639.74	.00		
7.2022	AMAZON SUPPLIES	07/21/2022	11-00-7201 EQUIPMENT, NEW	125.99	.00		
7.2022	FAIRFIELD INN	07/21/2022	01-10-7371 SCHOOLS/TRAINING/TRA	542.40	.00		
7.2022	SAMS CLUB	07/21/2022	01-30-7075 BUILDING MAINT	179.94	.00		
7.2022	SAMS CLUB	07/21/2022	01-30-7115 BOARD EXPENSES	203.24	.00		
7.2022	AMAZON SUPPLIES	07/21/2022	12-00-7405 PARK MAINT./IMPROVEME	159.99	.00		
7.2022	LIFT STATION DEGREES	07/21/2022	03-00-7320 LIFT STATION MAINTENA	1,549.99	.00		
7.2022	POSTAGE MACHINE	07/21/2022	01-30-7322 OFFICE SUPPLIES	84.99	.00		
7.2022	DJ POSTAGE	07/21/2022	01-30-7341 POSTAGE	9.45	.00		
7.2022	AMAZON SUPPLIES	07/21/2022	01-10-7075 BUILDING MAINT	135.44	.00		
7.2022	NOTARY MM	07/21/2022	01-10-7371 SCHOOLS/TRAINING/TRA	24.12	.00		
7.2022	AMAZON SUPPLIES	07/21/2022	11-20-7100 FOOD SUPPLIES	149.60	.00		
7.2022	CABLE AMAZON	07/21/2022	01-30-7322 OFFICE SUPPLIES	16.99	.00		
7.2022	AMAZON.COM	07/21/2022	11-10-7130 BASEBALL-YOUTH	29.97	.00		
7.2022	FAN	07/21/2022	01-10-7075 BUILDING MAINT	182.74	.00		
7.2022	SAMSC	07/21/2022	12-00-7405 PARK MAINT./IMPROVEME	53.34	.00		
7.2022	BOARD EXP	07/21/2022	01-30-7115 BOARD EXPENSES	220.08	.00		
7.2022	SAMS CLUB	07/21/2022	11-20-7100 FOOD SUPPLIES	340.62	.00		
7.2022	AXON	07/21/2022	01-10-7315 POLICE CAMERA SYSTEM	255.14	.00		
7.2022	AMAZON	07/21/2022	12-00-7405 PARK MAINT./IMPROVEME	37.99	.00		
7.2022	AMAZON SUPPLIES	07/21/2022	11-00-7322 OFFICE SUPPLIES	29.99	.00		
7.2022	PHONE CORD	07/21/2022	01-45-7212 EQUIP/TOOLS	6.99	.00		
7.2022	RAINSTORM	07/21/2022	01-30-7454 VEHICLE MAINTENANCE	10.00	.00		
7.2022	GIFTCARDS	07/21/2022	11-00-7021 ADVERTISING/HIRING	20.00	.00		
7.2022	LOGOUP.COM	07/21/2022	01-30-7401 UNIFORMS	351.00	.00		
Total COMMERCE BANK -COMMERCIAL CARDS:				7,053.09	.00		
CORE & MAIN LP							
Q730254 (2)	TAPPING SADDLE	07/12/2022	02-00-7130 DISTRIBUTION COST	296.78	.00		
Q760263	METER COUPLINGS	07/12/2022	03-00-7318 METERS	1,225.75	.00		
Q760263	METER COUPLINGS	07/12/2022	02-00-7318 METERS	1,225.50	.00		
Total CORE & MAIN LP:				2,748.03	.00		
CORNER FS							
18741	SQUAD 7 OIL CHANGE, TIRES	07/15/2022	01-10-7454 VEHICLE MAINT.	587.57	.00		
18746	SQUAD 2 OIL CHANGE, TIRES	07/15/2022	01-10-7454 VEHICLE MAINT.	699.12	.00		
18747	SQUAD 1 OIL CHANGE	07/15/2022	01-10-7454 VEHICLE MAINT.	87.53	.00		
18749	SQUAD 3 OIL CHANGE	07/15/2022	01-10-7454 VEHICLE MAINT.	87.53	.00		
18750	SQUAD 5 OIL CHANGE	07/15/2022	01-10-7454 VEHICLE MAINT.	77.47	.00		
18753	SQUAD 4 OIL CHANGE	07/15/2022	01-10-7454 VEHICLE MAINT.	54.48	.00		
18754	SQUAD 6 OIL CHANGE	07/15/2022	01-10-7454 VEHICLE MAINT.	51.48	.00		
18756	SQUAD 8 OIL CHANGE	07/15/2022	01-10-7454 VEHICLE MAINT.	87.53	.00		
Total CORNER FS:				1,732.71	.00		
COX ELECTRIC MOTOR SERVICE INC.							
26698	MOTOR REPAIR	07/06/2022	03-00-7211 EQUIPMENT MAINT. & REP	35.00	.00		

Invoice Number	Description	Invoice Date	GL Account and Title	Net Invoice Amount	Amount Paid	Date Paid	Voided
Total COX ELECTRIC MOTOR SERVICE INC.:				35.00	.00		
CRAMER SIDING & WINDOW LLC							
REFUND OVE	REFUND	07/15/2022	01-30-7501 MISCELLANEOUS	50.00	.00		
Total CRAMER SIDING & WINDOW LLC:				50.00	.00		
CUMMINS SALES AND SERVICE							
Q1-52062	GENERATOR REPAIR	07/07/2022	02-00-7260 GENERATOR MAINT. & RE	497.24	.00		
Total CUMMINS SALES AND SERVICE:				497.24	.00		
D1 NETWORKS LLC							
11152	PD CONVERSION	07/20/2022	01-10-7075 BUILDING MAINT	417.50	.00		
11152	PARKS & REC	07/20/2022	11-00-7100 MAINTENANCE AND REPA	208.75	.00		
11152	INSTALL	07/20/2022	01-20-7075 BUILDING MAINT	208.75	.00		
11152	INSTALL	07/20/2022	01-30-7075 BUILDING MAINT	1,065.00	.00		
Total D1 NETWORKS LLC:				1,900.00	.00		
DEARBORN NATIONAL LIFE INSURANCE CO.							
6.2022	PD LIFE	07/19/2022	01-10-7071 HEALTH/LIFE INSURANCE	125.87	.00		
6.2022	ENG LIFE	07/19/2022	01-45-7071 HEALTH INSURANCE	11.73	.00		
6.2022	CD LIFE	07/19/2022	01-40-7071 HEALTH INSURANCE	58.65	.00		
6.2022	ADMIN LIFE	07/19/2022	01-30-7071 HEALTH/LIFE INSURANCE	46.92	.00		
6.2022	SA LIFE	07/19/2022	01-20-7071 HEALTH/LIFE INSURANCE	46.92	.00		
6.2022	SEWER LIFE	07/19/2022	03-00-7071 HEALTH/LIFE INSURANCE	55.96	.00		
6.2022	PARKS	07/19/2022	11-00-7071 HEALTH/LIFE	43.77	.00		
7.2022	PD LIFE	07/19/2022	01-10-7071 HEALTH/LIFE INSURANCE	125.87	.00		
7.2022	ENG LIFE	07/19/2022	01-45-7071 HEALTH INSURANCE	11.73	.00		
7.2022	CD LIFE	07/19/2022	01-40-7071 HEALTH INSURANCE	58.65	.00		
7.2022	ADMIN LIFE	07/19/2022	01-30-7071 HEALTH/LIFE INSURANCE	46.92	.00		
7.2022	SA LIFE	07/19/2022	01-20-7071 HEALTH/LIFE INSURANCE	46.92	.00		
7.2022	SEWER LIFE	07/19/2022	03-00-7071 HEALTH/LIFE INSURANCE	55.96	.00		
7.2022	PARKS	07/19/2022	11-00-7071 HEALTH/LIFE	43.77	.00		
Total DEARBORN NATIONAL LIFE INSURANCE CO.:				779.64	.00		
DELTA DENTAL OF ILLINOIS-RISK							
7.2022	DELTA DENTAL	07/19/2022	01-00-2050 WITHHELD HI, VISION,DE	1,352.90	.00		
Total DELTA DENTAL OF ILLINOIS-RISK:				1,352.90	.00		
Donald Lake							
2022 RE Tax R	TAX REBATE	07/19/2022	01-30-7376 TAX REBATE-TAXES	392.85	.00		
Total Donald Lake:				392.85	.00		
EMERGENCY VEHICLE TECHNOLOGIES							
6048	USB DRIVES AND CABLES	06/28/2022	01-10-7454 VEHICLE MAINT.	75.90	.00		
Total EMERGENCY VEHICLE TECHNOLOGIES:				75.90	.00		
ENGINEERING & RESEARCH INTERNATIONAL INC							
E519.001	PASER METHODOLOGY	07/19/2022	35-00-7400 CAPITAL IMPROVEMENTS	15,000.00	.00		

Invoice Number	Description	Invoice Date	GL Account and Title	Net Invoice Amount	Amount Paid	Date Paid	Voided
Total ENGINEERING & RESEARCH INTERNATIONAL INC:				15,000.00	.00		
ENVIRONMENTAL SOLUTIONS & SERVICES, INC.							
7.2022	ENG CLEAN	07/07/2022	01-45-7075 BUILDING MAINTENANCE	205.00	.00		
7.2022	ADMIN CLEAN	07/07/2022	01-30-7075 BUILDING MAINT	766.00	.00		
7.2022	PARKS CLEAN	07/07/2022	12-00-7075 BUILDING MAINTENANCE	185.50	.00		
7.2022	SA CLEAN	07/07/2022	01-20-7075 BUILDING MAINT	185.50	.00		
7.2022	PD CLEANING	07/07/2022	01-10-7075 BUILDING MAINT	1,012.00	.00		
Total ENVIRONMENTAL SOLUTIONS & SERVICES, INC.:				2,354.00	.00		
EVANS, FROEHLICH, BETH & CHAMLEY							
7.1.2022	ADMIN	07/12/2022	01-30-7314 LEGAL FEES-ADMINISTRA	225.00	.00		
7.1.2022	CD LEGAL	07/12/2022	01-40-7314 LEGAL FEES	787.50	.00		
7.1.2022	ADMIN LEGAL	07/12/2022	01-30-7314 LEGAL FEES-ADMINISTRA	562.50	.00		
7.1.2022	CD LEGAL	07/12/2022	01-40-7314 LEGAL FEES	112.50	.00		
7.1.2022	CD LEGAL	07/12/2022	01-40-7314 LEGAL FEES	855.00	.00		
7.1.2022	CD LEGAL	07/12/2022	01-40-7314 LEGAL FEES	135.00	.00		
7.1.2022	ADMIN LEGAL	07/12/2022	01-30-7314 LEGAL FEES-ADMINISTRA	945.00	.00		
7.1.2022	ADMIN LEGAL	07/12/2022	01-30-7314 LEGAL FEES-ADMINISTRA	742.50	.00		
7.1.2022	PARKS	07/12/2022	12-00-7314 LEGAL	112.50	.00		
7.1.2022	CD LEGAL	07/12/2022	01-40-7314 LEGAL FEES	1,035.00	.00		
7.1.2022	ADMIN LEGAL	07/12/2022	01-30-7314 LEGAL FEES-ADMINISTRA	2,250.00	.00		
Total EVANS, FROEHLICH, BETH & CHAMLEY:				7,762.50	.00		
FEUTZ CONTRACTORS, INC.							
ST-22SMR #2	PHASE 1 SOUTH MAHOMET RD	07/12/2022	33-00-7120 CONSTRUCTION-OVERSI	383,456.90	.00		
Total FEUTZ CONTRACTORS, INC.:				383,456.90	.00		
Fisher, Doug							
7524	REFUND	07/05/2022	11-10-7410 REFUNDS PAID	120.00	.00		
Total Fisher, Doug :				120.00	.00		
FRONTIER							
7/22/22	PHONES	06/28/2022	01-10-7391 UTILITIES	81.59	.00		
Total FRONTIER:				81.59	.00		
GABBARD, RENEE P							
ADULT FITNE	ADL FIT R GABBARD	07/14/2022	11-10-7060 CONTRACTED EMPLOYEE	330.00	.00		
Total GABBARD, RENEE P:				330.00	.00		
GASVODA & ASSOCIATES							
IN22PTS0309	PUMP CHECK VALVES	07/19/2022	03-00-7201 EQUIPMENT NEW	1,907.06	.00		
Total GASVODA & ASSOCIATES:				1,907.06	.00		
GFI DIGITAL, INC.							
2273189	COLOR COPIER	07/06/2022	01-10-7321 GEN/OFFICE SUPPLIES	23.79	.00		
2275271	INK	07/06/2022	01-30-7211 EQUIPMENT MAINT. & REP	101.30	.00		
2283339	COLOR COPIER	07/12/2022	01-10-7321 GEN/OFFICE SUPPLIES	67.60	.00		
339353	COPIER ANNUAL CONTRACT	07/12/2022	01-10-7321 GEN/OFFICE SUPPLIES	680.28	.00		

Invoice Number	Description	Invoice Date	GL Account and Title	Net Invoice Amount	Amount Paid	Date Paid	Voided
Total GFI DIGITAL, INC.:				872.97	.00		
GLESCO ELECTRIC, INC.							
23732	BLOWER REPAIR	07/06/2022	03-00-7211 EQUIPMENT MAINT. & REP	210.00	.00		
23768	WELL #5 SURGE PROTECTOR	07/19/2022	02-00-7211 EQUIPMENT MAINT. & REP	812.00	.00		
23793	LIFT STATION ELECTRICAL REP	07/19/2022	03-00-7320 LIFT STATION MAINTENA	500.00	.00		
Total GLESCO ELECTRIC, INC.:				1,522.00	.00		
GRAINGER							
9342225688	RELAYS	07/06/2022	03-00-7320 LIFT STATION MAINTENA	302.64	.00		
Total GRAINGER:				302.64	.00		
GUNTHER SALT COMPANY							
433562	WATER ROCK SALT	06/30/2022	02-00-7100 CHEMICALS	3,605.72	.00		
Total GUNTHER SALT COMPANY:				3,605.72	.00		
HACH COMPANY							
13107657	LAB REAGENTS	07/06/2022	02-00-7316 LAB CHEMICALS	741.14	.00		
Total HACH COMPANY:				741.14	.00		
HASTY AWARDS, INC.							
06221818	PICKLE AWARDS	06/30/2022	11-10-7217 PICKLEBALL	34.84	.00		
06222072	3 V 3 AWARDS	06/30/2022	11-10-7245 SPECIAL EVENTS	54.66	.00		
Total HASTY AWARDS, INC.:				89.50	.00		
HAWKINS, INC.							
6218989	CHL/SODIUM FLUOR	06/30/2022	02-00-7100 CHEMICALS	1,576.05	.00		
6218989	CHL/SODIUM THI	06/30/2022	03-00-7100 CHEMICALS	2,890.90	.00		
Total HAWKINS, INC.:				4,466.95	.00		
HOUCHIN, CLAYTON W.							
UMPIRE TIME	UMPIRE OFFICIAL	07/12/2022	11-10-7050 CONTRACTED EMPLOYEE	90.00	.00		
Total HOUCHIN, CLAYTON W.:				90.00	.00		
ILEAS							
DUES1778	ANNUAL MEMBERSHIP	07/01/2022	01-10-7371 SCHOOLS/TRAINING/TR	120.00	.00		
Total ILEAS:				120.00	.00		
ILLINI CONCRETE RAISING, INC.							
2250	TIMBER RIDGE SUBDIV	07/20/2022	16-00-7584 CONTRACT - CONCRETE	13,350.00	.00		
Total ILLINI CONCRETE RAISING, INC.:				13,350.00	.00		
ILLINI F. S. INC							
3012674	PD FUEL	07/13/2022	01-10-7451 VEHICLE FUEL	627.55	.00		
3012674	SA FUEL	07/13/2022	01-20-7451 VEHICLE & EQUIPMENT F	19.49	.00		
3012674	ADMIN FUEL	07/13/2022	01-30-7451 VEHICLE FUEL	6.82	.00		
3012674	CD FUEL	07/13/2022	01-40-7451 VEHICLE FUEL	17.54	.00		

Invoice Number	Description	Invoice Date	GL Account and Title	Net Invoice Amount	Amount Paid	Date Paid	Voided
3012674	ENG FUEL	07/13/2022	01-45-7451 VEHICLE FUEL	12.67	.00		
3012674	WATER FUEL	07/13/2022	02-00-7451 VEHICLE FUEL	94.52	.00		
3012674	SEWER FUEL	07/13/2022	03-00-7451 VEHICLE FUEL	94.52	.00		
3012674	REC FUEL	07/13/2022	11-00-7451 VEHICLE FUEL	24.36	.00		
3012674	PARKS FUEL	07/13/2022	12-00-7451 VEHICLE FUEL	76.98	.00		
3012885	WATER FUEL	07/12/2022	02-00-7451 VEHICLE FUEL	215.50	.00		
3012900	WASTEWATER	07/12/2022	03-00-7451 VEHICLE FUEL	481.59	.00		
3012905	WASTEWATER	07/12/2022	03-00-7451 VEHICLE FUEL	166.09	.00		
3012927	PD FUEL	07/13/2022	01-10-7451 VEHICLE FUEL	541.48	.00		
3012927	SA FUEL	07/13/2022	01-20-7451 VEHICLE & EQUIPMENT F	16.82	.00		
3012927	ADMIN FUEL	07/13/2022	01-30-7451 VEHICLE FUEL	5.89	.00		
3012927	CD FUEL	07/13/2022	01-40-7451 VEHICLE FUEL	15.13	.00		
3012927	ENG FUEL	07/13/2022	01-45-7451 VEHICLE FUEL	10.93	.00		
3012927	WATER FUEL	07/13/2022	02-00-7451 VEHICLE FUEL	81.56	.00		
3012927	SEWER FUEL	07/13/2022	03-00-7451 VEHICLE FUEL	81.56	.00		
3012927	REC FUEL	07/13/2022	11-00-7451 VEHICLE FUEL	21.02	.00		
3012927	PARKS FUEL	07/13/2022	12-00-7451 VEHICLE FUEL	66.42	.00		
3012961	PD FUEL	07/13/2022	01-10-7451 VEHICLE FUEL	720.94	.00		
3012961	SA FUEL	07/13/2022	01-20-7451 VEHICLE & EQUIPMENT F	22.39	.00		
3012961	ADMIN FUEL	07/13/2022	01-30-7451 VEHICLE FUEL	7.84	.00		
3012961	CD FUEL	07/13/2022	01-40-7451 VEHICLE FUEL	20.14	.00		
3012961	ENG FUEL	07/13/2022	01-45-7451 VEHICLE FUEL	14.55	.00		
3012961	WATER FUEL	07/13/2022	02-00-7451 VEHICLE FUEL	108.59	.00		
3012961	SEWER FUEL	07/13/2022	03-00-7451 VEHICLE FUEL	108.59	.00		
3012961	REC FUEL	07/13/2022	11-00-7451 VEHICLE FUEL	27.99	.00		
3012961	PARKS FUEL	07/13/2022	12-00-7451 VEHICLE FUEL	88.44	.00		
Total ILLINI F. S. INC:				3,797.91	.00		
ILLINOIS BRICK COMPANY							
INV250584	SL1	06/30/2022	01-20-7361 STREET/SIDEWALK REPAI	573.95	.00		
Total ILLINOIS BRICK COMPANY:				573.95	.00		
ILLINOIS PORTABLE TOILETS							
53233	PORTABLE TOILETS	07/12/2022	11-10-7420 RENTALS	164.00	.00		
53234	PORTABLE TOILETS	07/12/2022	11-10-7420 RENTALS	99.00	.00		
53235	PORTABLE TOILETS	07/12/2022	11-10-7420 RENTALS	164.00	.00		
Total ILLINOIS PORTABLE TOILETS:				427.00	.00		
ILLINOIS RURAL WATER ASSOCIATION							
33380	WATER	07/07/2022	02-00-7371 SCHOOLS & TRAINING	310.00	.00		
33380	SEWER	07/07/2022	03-00-7371 SCHOOLS & TRAINING	310.00	.00		
Total ILLINOIS RURAL WATER ASSOCIATION:				620.00	.00		
INTERSTATE BATTERY							
127294	BATTERY	07/07/2022	02-00-7211 EQUIPMENT MAINT. & REP	70.20	.00		
190340102865	BATTERY	07/06/2022	02-00-7211 EQUIPMENT MAINT. & REP	70.20	.00		
Total INTERSTATE BATTERY:				140.40	.00		
JOHN DEERE FINANCIAL							
7.2022	WATER/SEWER	07/20/2022	03-00-7080 BUILDING MAINT/GROUN	289.98	.00		
7.2022	WATER/SEWER	07/20/2022	03-00-7375 SHOP SUPPLIES	114.24	.00		
7.2022	TRACTORY BATTERY	07/20/2022	12-00-7454 VEHICLE MAINTENANCE	123.99	.00		

Invoice Number	Description	Invoice Date	GL Account and Title	Net Invoice Amount	Amount Paid	Date Paid	Voided
7.2022	SPRAYER PARTS	07/20/2022	11-10-7100 FIELD MAINTENANCE	21.99	.00		
7.2022	SHOP SUPPLIES	07/20/2022	12-00-7405 PARK MAINT./IMPROVEME	189.86	.00		
7.2022	WATER/SEWER	07/20/2022	03-00-7375 SHOP SUPPLIES	434.97	.00		
Total JOHN DEERE FINANCIAL:				1,175.03	.00		
Jon Morrison							
RE Tax Rebate	TAX REBATE	07/18/2022	01-30-7376 TAX REBATE-TAXES	221.82	.00		
Total Jon Morrison:				221.82	.00		
Joshua Givens							
RE Tax Rebate	TAX REBATE	07/12/2022	01-30-7376 TAX REBATE-TAXES	235.85	.00		
Total Joshua Givens:				235.85	.00		
KEN PEDIGO SOD COMPANY							
20804	SOD	06/30/2022	01-20-7361 STREET/SIDEWALK REPAI	97.50	.00		
Total KEN PEDIGO SOD COMPANY:				97.50	.00		
KIRCHNER BUILDING CENTERS							
218478	PLYWOOD	07/07/2022	01-20-7361 STREET/SIDEWALK REPAI	30.96	.00		
219324	CONCRETE MIX	07/07/2022	01-20-7130 DRAINAGE	36.36	.00		
228964	LATHE DRILL	07/19/2022	01-40-7212 EQUIPMENT/TOOLS	9.99	.00		
Total KIRCHNER BUILDING CENTERS:				77.31	.00		
LOWE'S COMPANIES, INC.							
7.2022	W/S SUPPLIES	07/20/2022	03-00-7375 SHOP SUPPLIES	59.76	.00		
Total LOWE'S COMPANIES, INC.:				59.76	.00		
MAHOMET CAR CONNECTION, INC.							
24900	TIRE REPLACEMENT	06/30/2022	02-00-7454 VEHICILE MAINTENANCE	261.09	.00		
Total MAHOMET CAR CONNECTION, INC.:				261.09	.00		
MAHOMET LANDSCAPES							
62303272	TREE REMOVAL	07/06/2022	01-20-7385 FORESTRY SERVICE	1,975.00	.00		
62303280	BRUSH/LIMB	07/06/2022	01-20-7380 TREE/BRUSH COLLECTIO	13,872.50	.00		
62303308	TREE PRUNING	07/06/2022	12-00-7610 TREE PROGRAM	350.00	.00		
62303321	DUMPSTER PICK UP	06/30/2022	01-20-7380 TREE/BRUSH COLLECTIO	440.00	.00		
62303392	TREE PRUNING	07/14/2022	01-20-7385 FORESTRY SERVICE	600.00	.00		
62303393	TREE REMOVAL	07/14/2022	01-20-7385 FORESTRY SERVICE	475.00	.00		
Total MAHOMET LANDSCAPES:				17,712.50	.00		
MAHOMET MASONIC LODGE 220							
7.14.2022	REI DOWNTOWN FACADE GRANT	07/14/2022	10-00-7501 COMMUNITY ENHANCEM	2,717.89	.00		
Total MAHOMET MASONIC LODGE 220:				2,717.89	.00		
MAHOMET SMALL ENGINE							
31632	MOWER PARTS	07/13/2022	12-00-7211 EQUIPMENT MAINT. & REP	4.40	.00		
31863	MOWER PARTS	07/13/2022	12-00-7211 EQUIPMENT MAINT. & REP	31.12	.00		
31934	BACKPACK BLOWER	07/06/2022	01-20-7201 EQUIPMENT NEW	569.24	.00		

Invoice Number	Description	Invoice Date	GL Account and Title	Net Invoice Amount	Amount Paid	Date Paid	Voided
Total MAHOMET SMALL ENGINE:				604.76	.00		
MAHOMET WATER/SEWER							
05/01/2022	WATER AND SEWER	07/01/2022	01-10-7391 UTILITIES	50.51	.00		
7.2022 BRIDA	BRIDAL LEASH 1	07/14/2022	12-00-7391 UTILITIES	23.52	.00		
7.2022 503 E.	WATER	07/14/2022	01-30-7391 UTILITIES	35.59	.00		
7.2022 503 E.	SEWER	07/14/2022	01-40-7391 UTILITIES	35.60	.00		
7.2022 703 MC	MCDOUGAL #2	07/14/2022	12-00-7391 UTILITIES	10.00	.00		
7.2022 BRIDAL	BRIDAL LEASH 1	07/14/2022	12-00-7391 UTILITIES	28.43	.00		
7.2022 DOWEL	DOWELL PARK	07/14/2022	02-00-7391 UTILITIES	5.00	.00		
7.2022 -Police	POLICE SHED	07/07/2022	01-10-7391 UTILITIES	61.90	.00		
7.2022 WHITE	WHITE HOUSE	07/14/2022	01-45-7391 UTILITIES	22.16	.00		
Total MAHOMET WATER/SEWER:				272.71	.00		
MARTIN HOOD LLC							
2022 AUDIT	AUDIT	07/20/2022	01-30-7110 AUDIT FEES	8,000.00	.00		
Total MARTIN HOOD LLC:				8,000.00	.00		
MCS OFFICE TECHNOLOGIES							
01-695544	N-ABLE SERVICES	06/28/2022	01-10-7330 COMPUTER LIC./SUPPOR	249.50	.00		
01-695663	MICROSOFT EXCHANGE PLAN	07/01/2022	01-10-7330 COMPUTER LIC./SUPPOR	97.00	.00		
01-695737	MANAGED SERVICES	07/01/2022	01-10-7330 COMPUTER LIC./SUPPOR	1,081.50	.00		
01-695882	ADJUSTABLE RACK IN CONTR	07/12/2022	01-10-7330 COMPUTER LIC./SUPPOR	397.04	.00		
Total MCS OFFICE TECHNOLOGIES:				1,825.04	.00		
MEDIACOM LLC							
8.2022	REC DEPT	07/19/2022	11-00-7391 UTILITIES	73.08	.00		
8.2022	PARKS	07/19/2022	12-00-7391 UTILITIES	73.08	.00		
8.2022	SA DEPT	07/19/2022	01-20-7391 UTILITIES	146.17	.00		
Total MEDIACOM LLC:				292.33	.00		
Melchiorre, Kevan							
7523	REFUND	07/05/2022	11-10-7410 REFUNDS PAID	150.00	.00		
Total Melchiorre, Kevan :				150.00	.00		
MIDWEST CONSTRUCTION RENTALS #1							
169655-2	MINI SKID LOADER	07/13/2022	01-20-7232 EQUIPMENT RENTAL	444.11	.00		
170162-2	STUMP GRINDER	07/13/2022	01-20-7232 EQUIPMENT RENTAL	210.00	.00		
170710-2	EQUIPMENT RENTAL	07/13/2022	01-20-7232 EQUIPMENT RENTAL	1,090.00	.00		
170710-2	KNEE PADS	07/13/2022	01-20-7375 SHOP SUPPLIES	121.45	.00		
Total MIDWEST CONSTRUCTION RENTALS #1:				1,865.56	.00		
MINUTEMAN PRESS							
69795	WATER BLUE INDEX	06/30/2022	02-00-7318 METERS	459.78	.00		
69795	SEWER BLUE INDEX	06/30/2022	03-00-7318 METERS	459.79	.00		
Total MINUTEMAN PRESS:				919.57	.00		
MSA PROFESSIONAL SERVICES, INC.							
R12787030.0-4	BARBER PARK PHASE ONE DE	07/07/2022	12-00-7470 CAPITAL IMPROVEMENT	538.50	.00		

Invoice Number	Description	Invoice Date	GL Account and Title	Net Invoice Amount	Amount Paid	Date Paid	Voided
Total MSA PROFESSIONAL SERVICES, INC.:				538.50	.00		
MTK TECHNOLOGIES, INC.							
26816	ADMIN	07/14/2022	01-30-7130 COMPUTER SUPPORT/IT	599.46	.00		
26816	ADMIN BOARD	07/14/2022	01-30-7115 BOARD EXPENSES	111.35	.00		
26816	COMM DEV	07/14/2022	01-40-7130 COMPUTER SUPPORT/IT	323.43	.00		
26816	ENG	07/14/2022	01-45-7130 COMPUTER SUPPORT/IT	51.35	.00		
26816	PARKS	07/14/2022	12-00-7120 COMPUTER SUPPORT/IT	110.37	.00		
26816	REC	07/14/2022	11-00-7120 COMPUTER SUPPORT/IT	110.37	.00		
26816	TRANS	07/14/2022	01-20-7120 COMPUTER SUPPORT/IT	89.68	.00		
26816	WATER	07/14/2022	02-00-7120 COMPUTER SUPPORT/IT	105.37	.00		
26816	SEWER	07/14/2022	03-00-7120 COMPUTER SUPPORT/IT	105.37	.00		
27151	ADMIN	07/13/2022	01-30-7130 COMPUTER SUPPORT/IT	627.93	.00		
27151	ADMIN BOARD	07/13/2022	01-30-7115 BOARD EXPENSES	109.88	.00		
27151	COMM DEV	07/13/2022	01-40-7130 COMPUTER SUPPORT/IT	313.15	.00		
27151	ENG	07/13/2022	01-45-7130 COMPUTER SUPPORT/IT	99.73	.00		
27151	PARKS	07/13/2022	12-00-7120 COMPUTER SUPPORT/IT	106.70	.00		
27151	REC	07/13/2022	11-00-7120 COMPUTER SUPPORT/IT	106.70	.00		
27151	TRANS	07/13/2022	01-20-7120 COMPUTER SUPPORT/IT	86.76	.00		
27151	WATER	07/13/2022	02-00-7120 COMPUTER SUPPORT/IT	101.70	.00		
27151	SEWER	07/13/2022	03-00-7120 COMPUTER SUPPORT/IT	101.70	.00		
Total MTK TECHNOLOGIES, INC.:				3,261.00	.00		
MULTIQUIP, INC							
93805434	LED W PENTAPOD	07/21/2022	01-30-7201 EQUIPMENT NEW	9,285.94	.00		
Total MULTIQUIP, INC:				9,285.94	.00		
NAPA AUTO PARTS/MAHOMET							
944743	VEHICLE REPAIR	07/14/2022	01-40-7212 EQUIPMENT/TOOLS	125.47	.00		
Total NAPA AUTO PARTS/MAHOMET:				125.47	.00		
NOE, CORY L							
7/9 TIMESHEE	3-3 TOURNEY	07/14/2022	11-10-7050 CONTRACTED EMPLOYEE	100.00	.00		
Total NOE, CORY L.:				100.00	.00		
ORKIN PEST CONTROL							
229948018	PEST CONTROL	06/22/2022	01-10-7075 BUILDING MAINT	114.00	.00		
Total ORKIN PEST CONTROL:				114.00	.00		
PETTY CASH							
6.2022 Petty C	ICE	07/06/2022	01-30-7501 MISCELLANEOUS	7.50	.00		
Total PETTY CASH:				7.50	.00		
PITNEY BOWES, INC.							
3105590060	ADMIN	07/07/2022	01-30-7341 POSTAGE	173.04	.00		
Total PITNEY BOWES, INC.:				173.04	.00		
Popovich, Janice							
7526	REFUND	07/05/2022	11-10-7410 REFUNDS PAID	120.00	.00		

Invoice Number	Description	Invoice Date	GL Account and Title	Net Invoice Amount	Amount Paid	Date Paid	Voided
Total Popovich, Janice :				120.00	.00		
PROGRESSIVE CHEMICAL & LIGHTING INC.							
52718	PAINT	06/30/2022	01-20-7361 STREET/SIDEWALK REPAI	77.84	.00		
52789	PAINT	07/06/2022	01-20-7361 STREET/SIDEWALK REPAI	185.64	.00		
Total PROGRESSIVE CHEMICAL & LIGHTING INC.:				263.48	.00		
RAY O'HERRON CO.,INC.							
2168844	GOODWIN BATON	01/17/2022	01-10-7401 UNIFORMS	163.54	.00		
2190119	AMMO	04/25/2022	01-10-7371 SCHOOLS/TRAINING/TR	402.00	.00		
2190120	AMMO	04/25/2022	01-10-7371 SCHOOLS/TRAINING/TR	50.40	.00		
2201923	FAVOT VEST	06/17/2022	01-10-7401 UNIFORMS	1,144.74	.00		
2201982	BROWN MOLLE POUCHES, ET	06/18/2022	01-10-7355 RECRUITMENT/HIRING	294.97	.00		
Total RAY O'HERRON CO.,INC.:				2,055.65	.00		
ROBINSON, KRISTINA							
5-6/2022 Zumb	ADT FIT -ROBINSON	07/06/2022	11-10-7060 CONTRACTED EMPLOYEE	896.00	.00		
Total ROBINSON, KRISTINA:				896.00	.00		
Roger Phelps							
RE Tax Rebate	TAX REBATE	07/20/2022	01-30-7376 TAX REBATE-TAXES	423.53	.00		
Total Roger Phelps:				423.53	.00		
ROPP'S FLOWER FACTORY							
11960	PLANTS	07/06/2022	01-30-7501 MISCELLANEOUS	126.64	.00		
Total ROPP'S FLOWER FACTORY:				126.64	.00		
ROSE, JACK							
6/27 TIMESHE	UMPIRE OFFICIAL	07/12/2022	11-10-7050 CONTRACTED EMPLOYEE	15.00	.00		
Total ROSE, JACK:				15.00	.00		
RUSHING, KEITH J.							
7/29 CONCR	CONCERT	07/07/2022	11-10-7245 SPECIAL EVENTS	700.00	.00		
Total RUSHING, KEITH J.:				700.00	.00		
SAMUEL JOHN JAMES							
VOM-01-18	DEVELOPMENT	07/12/2022	01-45-7142 ENGINEERING CONSULTI	390.00	.00		
Total SAMUEL JOHN JAMES:				390.00	.00		
SANGAMON ON MAIN LLC							
8.2022	GYM LEASE	06/30/2022	11-10-7420 RENTALS	2,250.00	.00		
Total SANGAMON ON MAIN LLC:				2,250.00	.00		
SANGAMON VALLEY PUBLIC WATER DISTRICT							
7.2022	PARKS	07/07/2022	12-00-7391 UTILITIES	13.10	.00		
7.2022	S/A	07/07/2022	01-20-7391 UTILITIES	26.23	.00		

Invoice Number	Description	Invoice Date	GL Account and Title	Net Invoice Amount	Amount Paid	Date Paid	Voided
Total SANGAMON VALLEY PUBLIC WATER DISTRICT:				39.33	.00		
SAVENER, KIRBY DALTON							
6/27 TIMESHE	UMPIRE OFFICIAL	07/12/2022	11-10-7050 CONTRACTED EMPLOYEE	15.00	.00		
Total SAVENER, KIRBY DALTON:				15.00	.00		
SCHNUCKS							
6/30 PAST DU	DISTILLED WATER	07/06/2022	03-00-7312 LAB SUPPLIES	60.92	.00		
6/30 PAST DU	DRIVE THUR LUNCH	07/06/2022	01-30-7115 BOARD EXPENSES	50.33	.00		
Total SCHNUCKS:				111.25	.00		
SECURITAS ELECTRONIC SECURITY INC							
2640398	ALARM PANEL ISSUES	06/17/2022	01-10-7075 BUILDING MAINT	362.50	.00		
7001017522 -A	SECURITY SYSTEM	07/06/2022	01-10-7075 BUILDING MAINT	240.00	.00		
Total SECURITAS ELECTRONIC SECURITY INC:				602.50	.00		
SITE ONE LANDSCAPE SUPPLY LLC							
120964762-00	WEED CONTROL	07/13/2022	12-00-7405 PARK MAINT./IMPROVEME	483.87	.00		
Total SITE ONE LANDSCAPE SUPPLY LLC:				483.87	.00		
SORENSEN, CLARK							
7/11 TIMESHE	SORENSEN UMPIRE	07/12/2022	11-10-7050 CONTRACTED EMPLOYEE	90.00	.00		
Total SORENSEN, CLARK:				90.00	.00		
SPRING GREEN							
593363	LAWN SERVICE	07/01/2022	01-10-7075 BUILDING MAINT	114.25	.00		
Total SPRING GREEN:				114.25	.00		
STEPHENS, GEORGE CHASE							
6/27 TIMESHE	UMPIRE OFFICIAL	07/12/2022	11-10-7050 CONTRACTED EMPLOYEE	15.00	.00		
6/29 TIMESHE	UMPIRE OFFICIAL	07/12/2022	11-10-7050 CONTRACTED EMPLOYEE	15.00	.00		
Total STEPHENS, GEORGE CHASE:				30.00	.00		
TARA J McCANN							
7.2022	ILEAP CONF MILEAGE	07/19/2022	01-10-7371 SCHOOLS/TRAINING/TRA	25.63	.00		
Total TARA J McCANN:				25.63	.00		
The Site firearms Training Center							
February 3, 20	ALFONSO LE SNIPER	02/03/2022	01-10-7371 SCHOOLS/TRAINING/TRA	1,110.75	.00		
Total The Site firearms Training Center:				1,110.75	.00		
UEBELHOER, MIKE A.							
6/29 TIMESHE	UMPIRE OFFICIAL	07/12/2022	11-10-7050 CONTRACTED EMPLOYEE	15.00	.00		
Total UEBELHOER, MIKE A.:				15.00	.00		

Invoice Number	Description	Invoice Date	GL Account and Title	Net Invoice Amount	Amount Paid	Date Paid	Voided
USA BLUE BOOK							
002934	CHLORINE REAGENTS	07/06/2022	02-00-7316 LAB CHEMICALS	501.83	.00		
010596	COLIFORM PLATES	07/06/2022	03-00-7312 LAB SUPPLIES	66.32	.00		
020084	PH METER	07/07/2022	03-00-7201 EQUIPMENT NEW	110.46	.00		
Total USA BLUE BOOK:				678.61	.00		
VARSITY STRIPING							
DEC 2022 INV	STRIPING WORK	07/06/2022	35-00-7400 CAPITAL IMPROVEMENTS	6,100.00	.00		
Total VARSITY STRIPING:				6,100.00	.00		
VERIZON WIRELESS							
7.2022	2172781526	07/19/2022	03-00-7211 EQUIPMENT MAINT. & REP	36.03	.00		
7.2022	2176499150	07/19/2022	01-20-7211 EQUIPMENT & VEHICLE M	25.42	.00		
7.2022	2177140457	07/19/2022	01-20-7211 EQUIPMENT & VEHICLE M	36.01	.00		
7.2022	2177290149	07/19/2022	01-40-7211 EQUIPMENT MAINT & REP	36.01	.00		
7.2022	2177290206	07/19/2022	01-40-7212 EQUIPMENT/TOOLS	36.01	.00		
7.2022	2177290208	07/19/2022	12-00-7201 EQUIPMENT/MATERIALS-	36.01	.00		
7.2022	2179910455	07/19/2022	01-10-7201 EQUIPMENT - NEW	42.41	.00		
7.2022	2176217298	07/19/2022	01-10-7391 UTILITIES	42.41	.00		
7.2022	2176217016	07/19/2022	02-00-7391 UTILITIES	42.41	.00		
7.2022	2176214902	07/19/2022	01-10-7391 UTILITIES	42.41	.00		
7.2022	2176214503	07/19/2022	03-00-7391 UTILITIES	42.41	.00		
7.2022	2176212614	07/19/2022	01-60-7391 UTILITIES	1.72	.00		
7.2022	2176212602	07/19/2022	01-30-7391 UTILITIES	42.41	.00		
7.2022	2176211758	07/19/2022	11-00-7201 EQUIPMENT, NEW	292.40	.00		
7.2022	2176211106	07/19/2022	01-10-7211 EQUIP. MAINT. & REPAIR	42.41	.00		
7.2022	2176210583	07/19/2022	02-00-7391 UTILITIES	1.72	.00		
7.2022	2176210407	07/19/2022	01-10-7201 EQUIPMENT - NEW	42.41	.00		
7.2022	2175525173	07/19/2022	01-10-7211 EQUIP. MAINT. & REPAIR	42.41	.00		
7.2022	2175522442	07/19/2022	01-10-7211 EQUIP. MAINT. & REPAIR	42.41	.00		
7.2022	2173721937	07/19/2022	01-40-7211 EQUIPMENT MAINT & REP	42.41	.00		
7.2022	2173721898	07/19/2022	01-45-7211 EQUIPMENT MAINT.&REP	36.01	.00		
7.2022	2173188856	07/19/2022	03-00-7211 EQUIPMENT MAINT. & REP	42.41	.00		
7.2022	2176497683	07/19/2022	01-60-7211 EQUIPMENT MAINT. & REP	19.76	.00		
7.2022	2176218790	07/19/2022	12-00-7211 EQUIPMENT MAINT. & REP	34.23	.00		
9909219335	MDC CONNECTIONS	06/19/2022	01-10-7331 METCAD	785.60	.00		
Total VERIZON WIRELESS:				1,885.85	.00		
VILLAGE GARDEN SHOPPE							
5490	PEACE LILLY	07/12/2022	01-30-7115 BOARD EXPENSES	55.00	.00		
Total VILLAGE GARDEN SHOPPE:				55.00	.00		
VULCAN CONSTRUCTION MATERIALS							
32989593	ROCK	07/12/2022	01-20-7361 STREET/SIDEWALK REPAI	959.71	.00		
Total VULCAN CONSTRUCTION MATERIALS:				959.71	.00		
WALDINGER, JACOB							
6/27 TIMESHE	UMPIRE OFFICIAL	07/12/2022	11-10-7050 CONTRACTED EMPLOYEE	15.00	.00		
Total WALDINGER, JACOB:				15.00	.00		

Invoice Number	Description	Invoice Date	GL Account and Title	Net Invoice Amount	Amount Paid	Date Paid	Voided
WARREN, ELIJAH							
7/9	TIMESHEE 3 ON 3 TOURNEY	07/14/2022	11-10-7050 CONTRACTED EMPLOYEE	100.00	.00		
Total WARREN, ELIJAH:				100.00	.00		
WATER SOLUTIONS UNLIMITED							
104737	BLENDED PHOSPHATE	07/12/2022	02-00-7100 CHEMICALS	2,208.00	.00		
Total WATER SOLUTIONS UNLIMITED:				2,208.00	.00		
WEINMANN'S CULLIGAN							
06/30/2022	DRINKING WATER	06/30/2022	01-10-7321 GEN/OFFICE SUPPLIES	48.70	.00		
07/25/2022	DRINKING WATER	06/30/2022	01-10-7321 GEN/OFFICE SUPPLIES	108.30	.00		
Total WEINMANN'S CULLIGAN:				157.00	.00		
YONG'S EMBROIDERY, INC.							
6/20/22	SGT GOODWIN VEST	06/20/2022	01-10-7401 UNIFORMS	70.00	.00		
Total YONG'S EMBROIDERY, INC.:				70.00	.00		
Grand Totals:				781,745.55	.00		

Report Criteria:

- Detail report.
- Invoices with totals above \$0.00 included.
- Only unpaid invoices included.



**MEMORANDUM
TO THE
BOARD OF TRUSTEES**

ITEM: Unlimited Villas Subdivision - CONSTRUCTION PLANS- Replat of Bridlebrook Development Tract Subdivision Lot 102	DEPARTMENT: Community Development
AGENDA SECTION: Community Development	AMOUNT: N/A
ATTACHMENTS: (X) Aerial Map with zoning (X) Final Plat (X) Construction Plans (X) Resolution	DATE: For Study Session July 19, 2022

INTRODUCTION: The developer, Unlimited Holdings LLC, has applied for and submitted all documentation through engineer, BKB Engineering, Inc., in accordance with the Subdivision Ordinance and requests consideration of construction plans for Unlimited Villas Subdivision.

BACKGROUND / PROJECT DETAILS: The site is located south of Patton Drive and north of Delane Drive approximately 230 feet west of Churchill Road. The plat includes 1.8± acres of land that is zoned R-3G Multiple Family Residential. The proposed lots comply with applicable requirements of the Village of Mahomet Zoning Ordinance.

The subdivision includes the entire land area within Lot 102 of Bridlebrook Development Tract Subdivision. This replat will create 16 single-family lots that will facilitate the construction of eight (8) attached single-family buildings with one (1) dwelling on each lot with compliant water, sewer and storm utilities.

DISCUSSION OF ALTERNATIVES:

1. **APPROVE** – Staff Recommendation. The final plat was approved by the BOT in September 2021. The plans comply with all Village ordinances. Staff failed to specify the approval in September included both the plat and the construction plans..

PRIOR RELATED VILLAGE ACTIONS:

- Final Plat – Unlimited Villas Subdivision – BOT Approved September 2021 – RES 21-09-03

COMMUNITY INPUT: No public hearing is required for subdivision plat cases.

STAFF IMPACT: The Community Development and Engineering departments will perform normal plan review, construction progress oversight, document coordination, site inspection upon completion, close-out activities as well as process all building permits and perform all required inspections after the plat is recorded.

SUMMARY / RECOMMENDED ACTION: The BOT is asked to consider approval of the Construction Plans Adoption is recommended by approval of the prepared resolution at the regular board meeting.

DEPARTMENT HEAD APPROVAL: /s/ Kelly Pfeifer, Village Planner	VILLAGE ADMINISTRATOR: /s/ Patrick Brown
--	--

MAP2021-02 Unlimited Villas Subdivision



Esri Community Maps Contributors, BuildingFootprintUSA, Esri, HERE, Garmin, SafeGraph, INCREMENT P, METI/NIASA, USGS, EPA, NPS, US Census Bureau, USDA, Champaign County GIS Consortium

0.03
mi

This map was prepared with geographic information system (GIS) data created by the Champaign County GIS Consortium (CCGISC), or other CCGISC member agency. These entities do not warrant or guarantee the accuracy or suitability of GIS data for any purpose. The GIS data within this map is intended to be used as a general index to spatial information and not intended for detailed, site-specific analysis or resolution of legal matters. Users assume all risk arising from the use or misuse of this map and information contained herein. The use of this map constitutes acknowledgement of this disclaimer.



FINAL PLAT UNLIMITED VILLAS SUBDIVISION PART OF SEC. 23, T.20N., R.7E., 3rd. P.M. MAHOMET, CHAMPAIGN COUNTY, ILLINOIS

ENGINEER/SURVEYOR:

BKB ENGINEERING, INC.
301 N. NEIL ST., SUITE 400
CHAMPAIGN, IL 61820
(217) 531-2971 OFFICE
(217) 531-2211 FAX
PROFESSIONAL DESIGN FIRM
NO. 184.005483

STATE PLANE COORDINATE TABLE

HORIZONTAL DATUM IS BASED ON
THE ILLINOIS STATE PLANE
COORDINATE SYSTEM
NAD 83 (EAST ZONE).

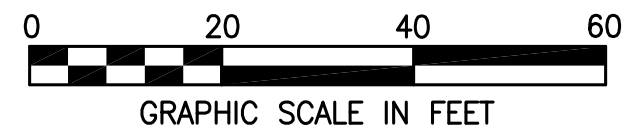
POINT	NORTHING	EASTING
①	1283293.52	970712.84
②	1283503.04	971610.90
③	1283079.17	971623.00
④	1282903.53	970714.97

OWNER / SUBDIVIDER:

ROB FRERICHS
UNLIMITED HOLDINGS, LLC-LAND
799 COUNTY ROAD 3200 NORTH
FISHER, IL 61843
(217) 897-1000

NOTES:

- ALL BEARINGS ARE BASED ON ILLINOIS STATE PLANE (EAST) NAD 83.
- FRONT YARD, REAR YARD AND SIDE YARD SETBACKS SHALL BE IN ACCORDANCE WITH THE MAHOMET, ILLINOIS ZONING ORDINANCE.
- THE SUBDIVISION IS LOCATED WITHIN THE CORPORATE LIMITS OF THE VILLAGE OF MAHOMET, ILLINOIS.
- THE PROPERTY COVERED BY THIS SUBDIVISION IS LOCATED WITHIN THE FLOOD HAZARD AREA ZONE X (AREAS DETERMINED TO BE OUTSIDE THE 0.2% ANNUAL CHANCE FLOODPLAIN), AS DETERMINED BY THE FEDERAL EMERGENCY MANAGEMENT AGENCY (PANEL NO. 17019C0267D, DATED 10/2/13).
- NO PART OF THE AREA COVERED BY THIS PLAT IS SITUATED WITHIN 500 FEET OF A WATERCOURSE SERVING A TRIBUTARY AREA OF 640 ACRES OR MORE.
- NO INDEPENDENT SEARCH OF EASEMENT WAS PERFORMED.
- FIELDWORK FOR THIS SUBDIVISION WAS PERFORMED IN JUNE 2018 AND JULY 2021.



LEGEND

- BOUNDARY OF PLAT
- EXISTING PROPERTY LINE
- PROPOSED PROPERTY LINE
- EXISTING PUBLIC UTILITY EASEMENT LINE
- BUILDING SETBACK LINE
- EXISTING CENTERLINE
- IRON PIN / PIPE FOUND
- CHISELED 'X' IN CONCRETE FOUND
- 5/8" IRON PIN SET W/CAP 3738
- RECORD BEARING / DIMENSION (DOC. NO. 2019R03081)

STATE OF ILLINOIS)
COUNTY OF CHAMPAIGN) S.S.

I, BRYAN K. BRADSHAW, ILLINOIS PROFESSIONAL LAND SURVEYOR NUMBER 3738 DO HEREBY CERTIFY THAT AT THE REQUEST OF UNLIMITED HOLDINGS, LLC-LAND, I HAVE SURVEYED AND SUBDIVIDED THE HEREINAFTER DESCRIBED TRACT OF LAND INTO LOTS AS SHOWN ON THE ATTACHED PLAT. SAID PLAT IS A TRUE REPRESENTATION OF SAID SUBDIVISION, WHICH IS HEREINAFTER TO BE KNOWN AS "UNLIMITED VILLAS SUBDIVISION". THE SCALE ON THE PLAT IS AS INDICATED. ALL DISTANCES MARKED ON THE PLAT ARE IN FEET AND DECIMAL PARTS OF FEET. SUBDIVISION AND LOT CORNERS HAVE BEEN MONUMENTED AS SHOWN ON ATTACHED PLAT. I FURTHER CERTIFY THIS PROFESSIONAL SERVICE CONFORMS TO THE CURRENT ILLINOIS MINIMUM STANDARDS FOR A BOUNDARY SURVEY. THE PROPERTY TO BE SUBDIVIDED AND PLATTED IS DESCRIBED AS FOLLOWS:

LOT 102 OF BRIDLE BROOK DEVELOPMENT TRACT SUBDIVISION AS PER PLAT RECORDED AS DOCUMENT NO. 2019R03081 IN THE RECORDS OF THE CHAMPAIGN COUNTY, ILLINOIS RECORDER'S OFFICE.

SIGNED AND SEALED THIS _____ DAY OF _____, 2021


BRYAN K. BRADSHAW
ILLINOIS PROFESSIONAL LAND
SURVEYOR NUMBER 3738



DRAINAGE STATEMENT

TO THE BEST OF OUR KNOWLEDGE AND BELIEF PROVISIONS HAVE BEEN MADE FOR THE COLLECTION AND DIVERSION OF SURFACE WATERS INTO PUBLIC AREAS, OR DRAINS WHICH THE SUBDIVIDER HAS A RIGHT TO USE, AND THAT SUCH SURFACE WATERS ARE PLANNED FOR IN ACCORDANCE WITH GENERALLY ACCEPTED ENGINEERING PRACTICES SO AS TO REDUCE THE LIKELIHOOD OF DAMAGE TO THE ADJOINING PROPERTY BECAUSE OF THE CONSTRUCTION OF THE SUBDIVISION.

BRYAN K. BRADSHAW
ILLINOIS LICENSED
PROFESSIONAL ENGINEER NO. 52891



OWNER:
ROB FRERICHS
UNLIMITED HOLDINGS, LLC-LAND

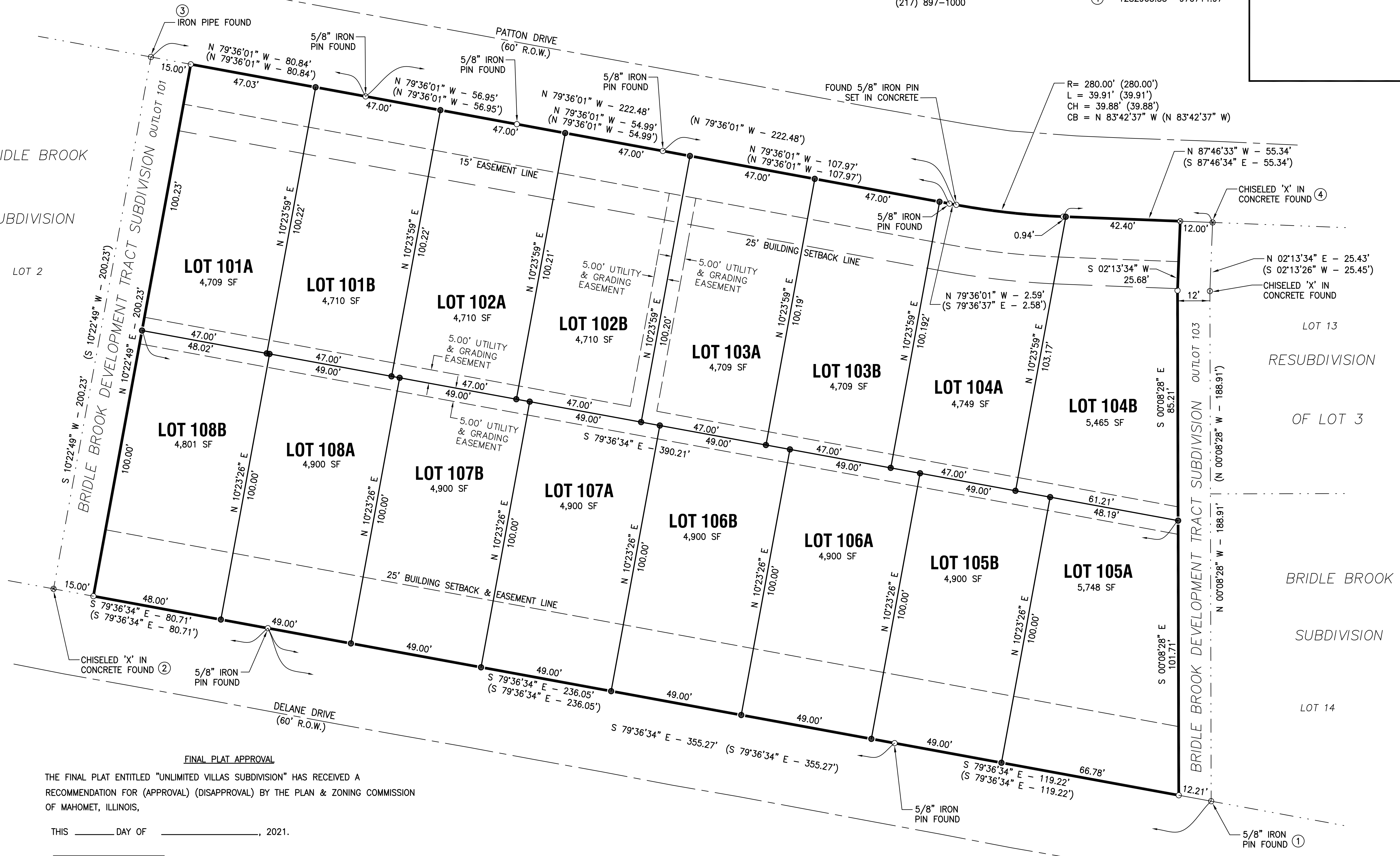
FINAL PLAT APPROVAL
THE FINAL PLAT ENTITLED "UNLIMITED VILLAS SUBDIVISION" HAS RECEIVED A RECOMMENDATION FOR (APPROVAL) (DISAPPROVAL) BY THE PLAN & ZONING COMMISSION OF MAHOMET, ILLINOIS.

THIS _____ DAY OF _____, 2021.

CHAIRPERSON

THE FINAL PLAT ENTITLED "UNLIMITED VILLAS SUBDIVISION" HAS RECEIVED APPROVAL BY THE BOARD OF TRUSTEES OF THE VILLAGE OF MAHOMET, ILLINOIS. THIS PLAT SHALL BE RECORDED WITH THE RECORDER OF DEEDS, CHAMPAIGN COUNTY, ILLINOIS WITHIN ONE (1) YEAR OF THIS DATE, OR OTHERWISE THIS PLAT SHALL BECOME VOID.

PRESIDENT, BOARD OF TRUSTEES _____ DATE _____
VILLAGE CLERK _____ DATE _____

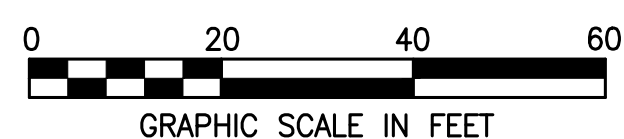



PRESENTED FOR RECORDING BY:

VILLAGE OF MAHOMET
503 E. MAIN ST.
MAHOMET, IL 61853
(217) 586-4456

RETURN TO:

BKB ENGINEERING, INC.
301 N. NEIL ST., SUITE 400
CHAMPAIGN, IL 61820
(217) 531-2971 OFFICE
(217) 531-2211 FAX



LEGEND


- BOUNDARY OF PLAT
- - - EXISTING PROPERTY LINE
- PROPOSED PROPERTY LINE
- - - EXISTING PUBLIC UTILITY EASEMENT LINE
- BUILDING SETBACK LINE
- - - EXISTING CENTERLINE
- - - EXISTING EDGE OF SIDEWALK / PAVEMENT
- IRON PIN / PIPE FOUND
- ⊗ CHISELED 'X' IN CONCRETE FOUND

- 10 EX. STORM MANHOLE
RIM = 757.77
21" (E/W) INV. = 752.28
- 11 EX. STORM MANHOLE
RIM = 760.18
21" (E/W) INV. = 753.76
- 12 EX. STORM MANHOLE
RIM = 762.54
21" (W) INV. = 756.25
- 20 EX. STORM MANHOLE
RIM = 756.80
24" (E/W) INV. = 752.43
- 21 EX. STORM MANHOLE
RIM = 758.32
24" (E/W) INV. = 754.32
- 30 EX. STORM INLET
RIM = 754.23
12" INV. = 752.42
- 40 EX. SANITARY MANHOLE
RIM = 758.52
8" (E/W) INV. = 749.90
- 50 EX. SANITARY MANHOLE
RIM = 758.02
8" (E/W) INV. = 751.44
- 51 EX. SANITARY MANHOLE
RIM = 760.51
8" (N/W) INV. = 751.51

CIVIL PLANS PREPARED BY:

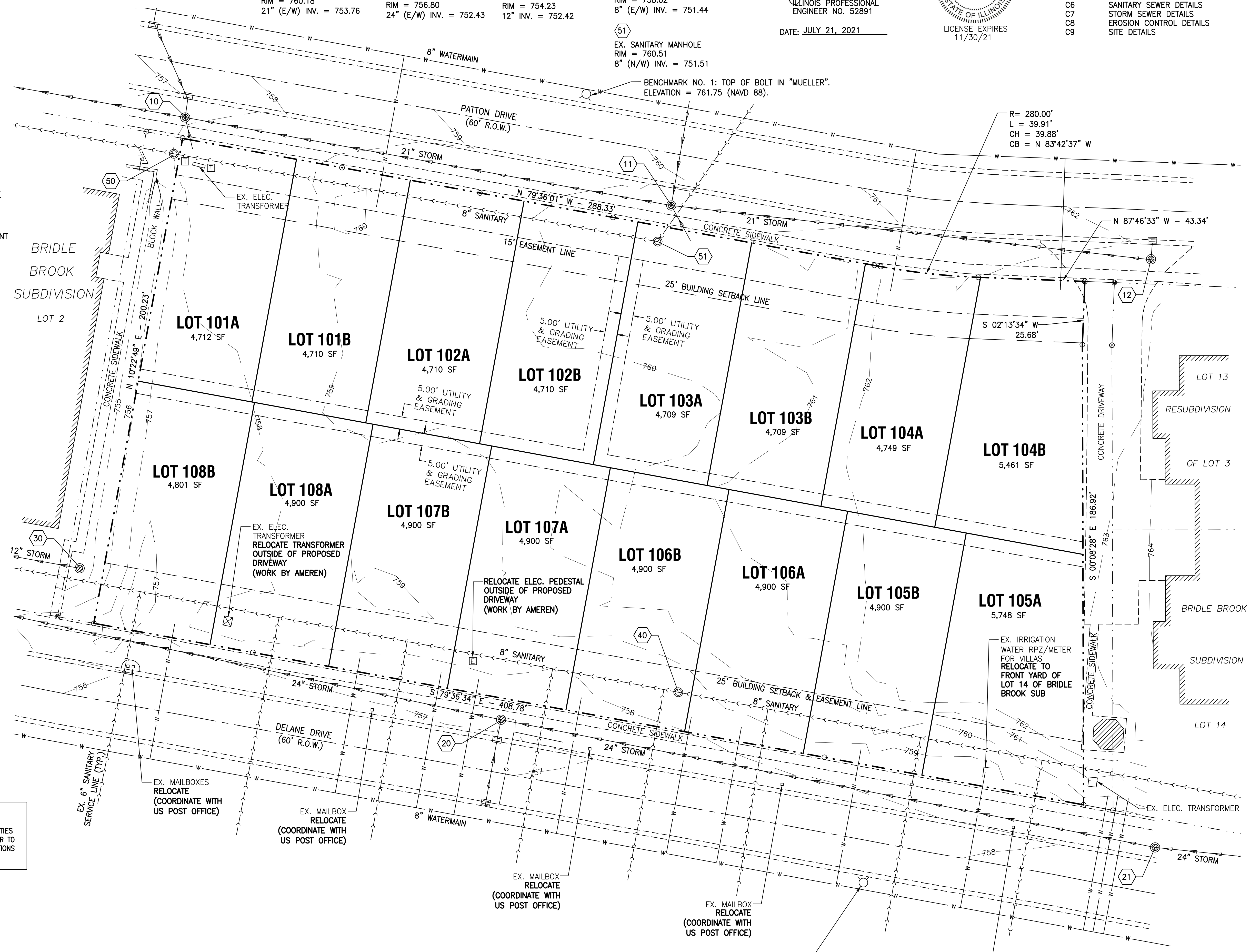
BRYAN K. BRADSHAW
ILLINOIS PROFESSIONAL
ENGINEER NO. 52891

DATE: JULY 21, 2021



INDEX OF CIVIL SHEETS

- C1 TOPOGRAPHIC SURVEY
- C2 SITE LAYOUT PLAN
- C3 GRADING & EROSION CONTROL PLAN
- C4 UTILITY PLAN
- C5 SANITARY SEWER PROFILE AND NOTES
- C6 SANITARY SEWER DETAILS
- C7 STORM SEWER DETAILS
- C8 EROSION CONTROL DETAILS
- C9 SITE DETAILS



J. U. L. I. E.
NOTE: THE EXACT LOCATION OF ALL UTILITIES SHALL BE VERIFIED BY THE CONTRACTOR PRIOR TO CONSTRUCTION ACTIVITIES. FOR UTILITY LOCATIONS CALL: J.U.L.I.E. 1 (800) 892-0123

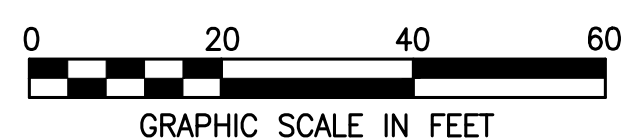

THE LOCATION OF UTILITIES SHOWN ARE DETERMINED FROM THE BEST AVAILABLE DATA AND ARE FOR INFORMATION ONLY AND ARE NOT INTENDED TO PURPORT THE ACTUAL LOCATION OF SUCH UTILITIES. THE CONTRACTOR SHALL VERIFY THE LOCATION OF THE UTILITIES IN THE FIELD AT THE TIME OF CONSTRUCTION. THE CONTRACTOR SHALL BE RESPONSIBLE FOR PROTECTING ALL UTILITIES AND SHALL BE LIABLE FOR ANY DAMAGES TO THEM RESULTING FROM HIS OPERATIONS.

NO.	DATE	DESCRIPTION

B K B
ENGINEERING
301 N. NEIL STREET, SUITE 400 | CHAMPAIGN, IL 61820
CELL 217.840.3546 | OFFICE 217.531.2971 | FAX 217.531.2211

TOPOGRAPHIC SURVEY
UNLIMITED VILLAS
MAHOMET, ILLINOIS

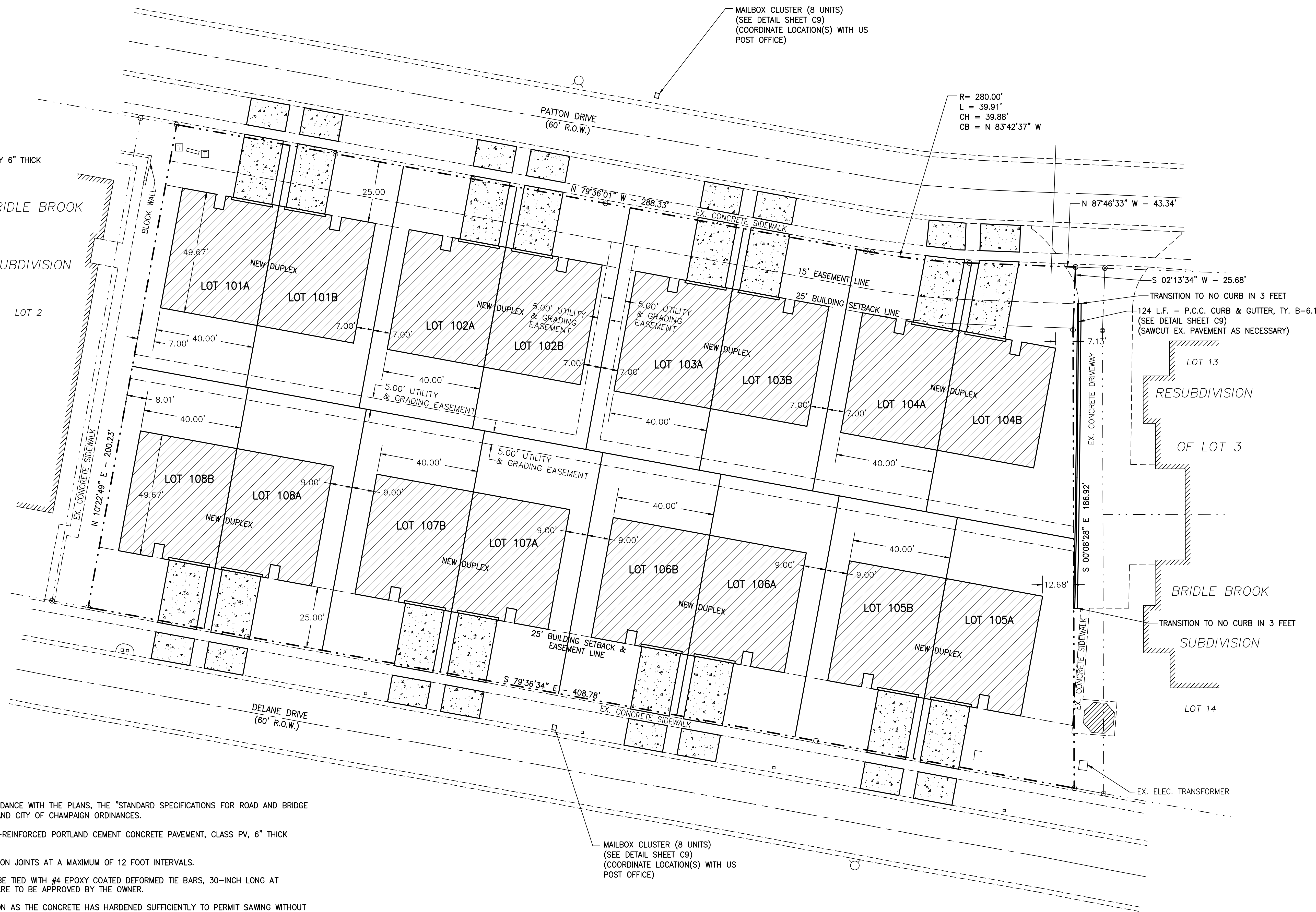
PROJECT: 26-1801
DESIGN BY: BKB
DRAWN BY: BKB
DATE: 7/21/21
SHEET:



SHEET LEGEND

P.C. CONCRETE DRIVEWAY 6" THICK

BRIDLE BROOK
SUBDIVISION
LOT 2



MAILBOX CLUSTER (8 UNITS)
(SEE DETAIL SHEET C9)
(COORDINATE LOCATION(S) WITH US
POST OFFICE)

R= 280.00'
L = 39.91'
CH = 39.88'
CB = N 83°42'37" W

S 02°13'34" W - 25.68'
TRANSITION TO NO CURB IN 3 FEET
124 L.F. - P.C.C. CURB & GUTTER, TY. B-6.12
(SEE DETAIL SHEET C9)
(SAWCUT EX. PAVEMENT AS NECESSARY)

BRIDLE BROOK
SUBDIVISION
TRANSITION TO NO CURB IN 3 FEET

MAILBOX CLUSTER (8 UNITS)
(SEE DETAIL SHEET C9)
(COORDINATE LOCATION(S) WITH US
POST OFFICE)

PAVING CONSTRUCTION NOTES:

1. PAVEMENT SHALL BE CONSTRUCTED IN ACCORDANCE WITH THE PLANS, THE "STANDARD SPECIFICATIONS FOR ROAD AND BRIDGE CONSTRUCTION" IN ILLINOIS, LATEST EDITION AND CITY OF CHAMPAIGN ORDINANCES.
2. PRIVATE DRIVEWAY PAVEMENT SHALL BE NON-REINFORCED PORTLAND CEMENT CONCRETE PAVEMENT, CLASS PV, 6" THICK (UNLESS OTHERWISE NOTED).
3. PAVEMENT SHALL BE SAWED WITH CONTRACTION JOINTS AT A MAXIMUM OF 12 FOOT INTERVALS.
4. LONGITUDINAL CONSTRUCTION JOINTS SHALL BE TIED WITH #4 EPOXY COATED DEFORMED TIE BARS, 30-INCH LONG AT 30-INCH INTERVALS. ALL JOINT PATTERNS ARE TO BE APPROVED BY THE OWNER.
5. SAWING OF JOINTS SHALL COMMENCE AS SOON AS THE CONCRETE HAS HARDENED SUFFICIENTLY TO PERMIT SAWING WITHOUT EXCESSIVE REVELLING, BUT NO LATER THAN TEN (10) HOURS AFTER THE CONCRETE HAS BEEN PLACED. ALL JOINTS SHALL BE SAWED TO THE FULL DEPTH AS SHOWN IN THE DETAILS, BEFORE UNCONTROLLED SHRINKAGE CRACKING TAKES PLACE.
6. JOINT SEALER SHALL BE PROVIDED AT ALL PAVEMENT JOINTS. JOINT SEALER SHALL BE POLYURETHANE SELF-LEVELING SEALER. COLOR TO MATCH NEW CONCRETE.

NO.	DATE	DESCRIPTION

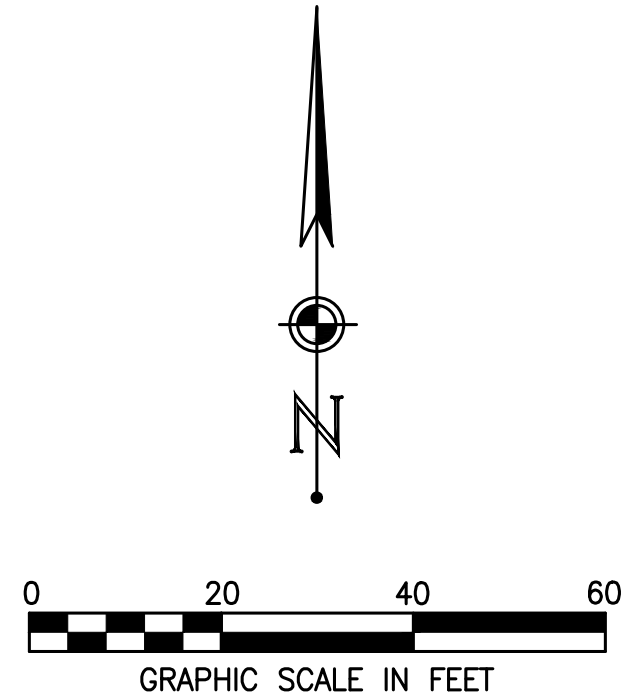
B K B
ENGINEERING

301 N. NEIL STREET, SUITE 400 | CHAMPAIGN, IL 61820
CELL 217.840.3546 | OFFICE 217.531.2971 | FAX 217.531.2211

SITE LAYOUT PLAN

UNLIMITED VILLAS
MAHOMET, ILLINOIS

PROJECT: 26-1801
DESIGN BY: BKB
DRAWN BY: BKB
DATE: 7/21/21
SHEET:



PROVIDE SILT FENCE AROUND THE PERIMETER OF THE SITE SEE DETAIL SHEET C8

EROSION CONTROL NOTES:

1. INSTALL SILT FILTER FABRIC AS NOTED ON THE PLANS. EROSION CONTROL MEASURES SHALL BE INSPECTED WEEKLY AND ANY NOTED DEFICIENCIES SHALL BE REPAIRED IMMEDIATELY. EROSION CONTROL MEASURES SHALL ALSO BE INSPECTED AFTER ANY SIGNIFICANT RAIN EVENT (1/2 INCH ACCUMULATION WITHIN A 24 HOUR PERIOD) AND NOTED DEFICIENCIES REPAIRED IMMEDIATELY.
2. SEEDING SHALL TAKE PLACE AS SOON AS FINISH GRADING OPERATIONS ARE COMPLETE, UNLESS DIRECTED OTHERWISE BY THE ENGINEER. ALL STRIPPED AREAS NOT ANTICIPATED TO HAVE CONSTRUCTION TAKE PLACE WITHIN 30 DAYS SHALL BE SEEDED IMMEDIATELY, WEATHER AND SOIL CONDITIONS PERMITTING.
3. ALL DISTURBED AREAS SHALL BE SEEDED WITH CLASS 1B SEED MIXTURE OR EQUAL IN ACCORDANCE WITH SECTION 250 OF THE IDOT STANDARD SPECIFICATIONS. STRAW MULCH SHALL BE APPLIED TO ALL SEEDED AREAS ACCORDING TO METHOD 2, PROCEDURE 2 OF ARTICLE 251.03 OF THE IDOT STANDARD SPECIFICATIONS. MULCH METHOD 2, PROCEDURE 2 SHALL BE APPLIED AT THE RATE OF 2 TONS PER ACRE. (EXCEPT AREAS DESIGNATED TO BE SODDED).

GRADING NOTES

1. THE CONTRACTOR SHALL BE RESPONSIBLE FOR GRADING INCLUDING EXCAVATION, EMBANKMENT AND BACKFILLING AS NECESSARY TO CONSTRUCT ALL PAVEMENT TO THE ELEVATIONS SHOWN ON THE PLANS.
2. THE CONTRACTOR SHALL BE HELD RESPONSIBLE FOR ANY DAMAGE DONE TO EXISTING STORM OR SANITARY MANHOLES OR OTHER EXISTING UTILITIES DURING GRADING.
3. ALL TRENCHING OPERATIONS WITHIN A PREPARED SUBGRADE SHALL BE BACKFILLED IN SUCH A MANNER THAT THE SUBGRADE WILL REMAIN IN THE CONDITION EXISTING BEFORE CONSTRUCTION OPERATIONS BEGAN. THE CONTRACTOR WILL BE HELD LIABLE FOR THE COST OF ANY GRADING OPERATIONS NECESSARY TO CORRECT FAULTY BACKFILLING OR CLEANUP PROCEDURES.
4. EXISTING VEGETATION AND TOPSOIL SHALL BE REMOVED AND STOCKPILED AS DIRECTED BY THE OWNER'S REPRESENTATIVE. REMOVAL SHALL BE TO A DEPTH AS NEEDED TO REMOVE ALL ORGANIC MATERIAL.
5. SUBGRADE WITHIN THE PROPOSED PAVEMENT AND BUILDING SITE AREAS SHALL BE COMPACTED TO NOT LESS THAN 95% OF THE STANDARD LABORATORY DENSITY IN ACCORDANCE WITH SECTION 205 OF THE STANDARD SPECIFICATIONS.
6. LANDSCAPED AREAS SHALL RECEIVE A MINIMUM OF 6 INCHES OF TOPSOIL IN EMBANKMENT AREAS. EXCAVATION AREAS SHALL BE UNDERCUT 6 INCHES IN LANDSCAPED AREAS TO ACCOMMODATE 6 INCHES OF TOPSOIL TO FINISH GRADE.

STORM SEWER NOTES

1. STORM SEWER PIPE SHALL BE IN ACCORDANCE WITH SECTION 550 OF THE IDOT STANDARD SPECIFICATIONS.

- SHEET LEGEND**
- EXISTING STORM SEWER
 - PROPOSED STORM SEWER
 - ⊕ EXISTING STORM INLET
 - ⊕ PROPOSED STORM MANHOLE / INLET
 - PROP. DIRECTION OF FLOW
 - x700.00 PROP. SPOT ELEVATION
 - ⊕ PROPOSED INLET AND PIPE PROTECTION
 - ⊕ INLET PROTECTION
 - PAVEMENT AREAS: SEE DETAIL SHEET C8
 - LAWN AREAS: SEE DETAIL SHEET C8

EXISTING STORM STRUCTURES

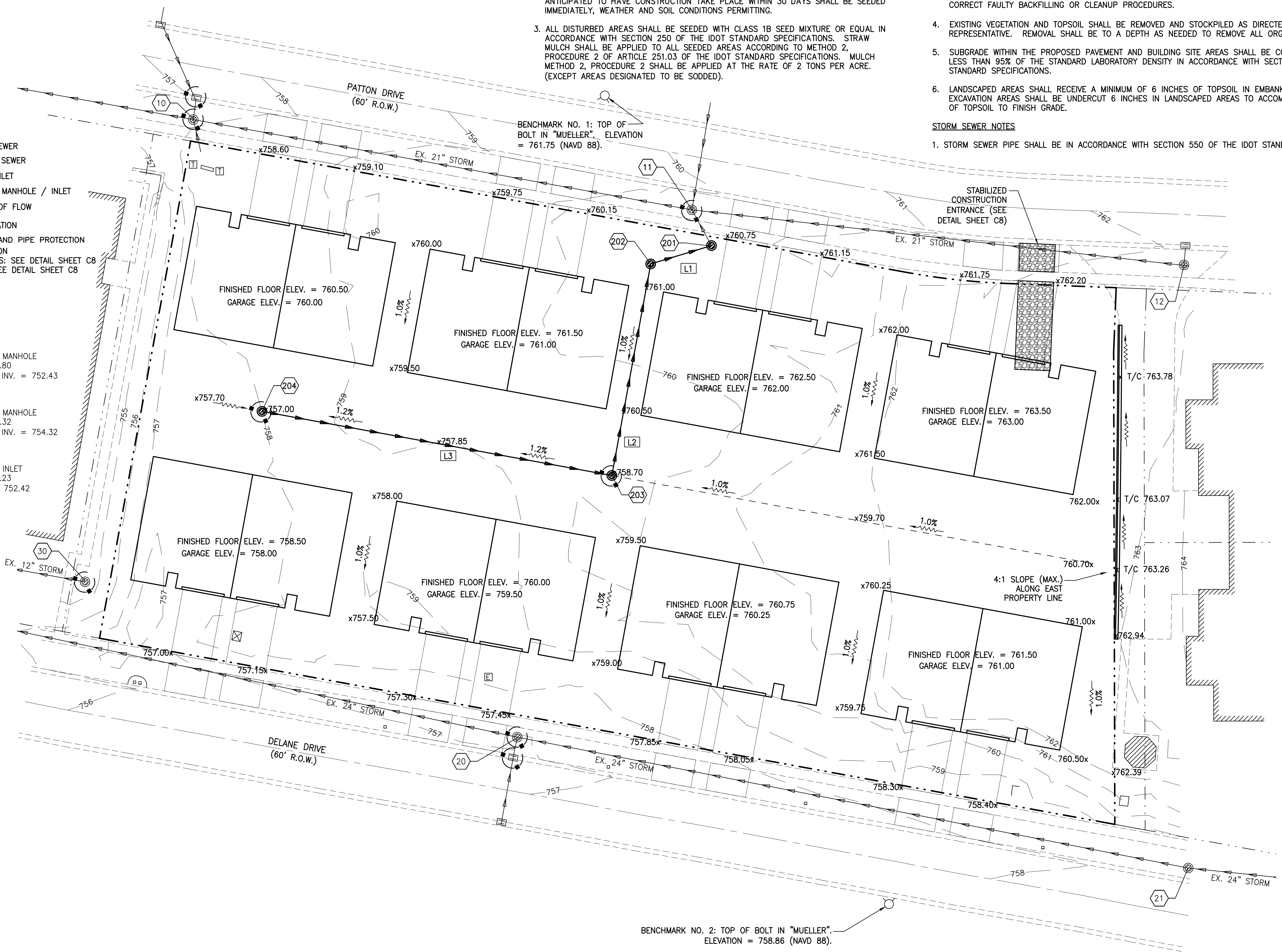
- 10 EX. STORM MANHOLE
RIM = 757.77
21" (E/W) INV. = 752.28
- 11 EX. STORM MANHOLE
RIM = 760.18
12" (SE) INV. = 753.86
21" (E/W) INV. = 753.76
- 12 EX. STORM MANHOLE
RIM = 762.54
21" (W) INV. = 756.25
- 20 EX. STORM MANHOLE
RIM = 756.80
24" (E/W) INV. = 752.43
- 21 EX. STORM MANHOLE
RIM = 758.32
24" (E/W) INV. = 754.32
- 30 EX. STORM INLET
RIM = 754.23
12" INV. = 752.42

PROPOSED STORM STRUCTURES

- 201 PROP. STORM MANHOLE, TY. A
W/ TYPE 1 CLOSED LID
RIM = 761.00
12" (NW) INV. = 753.94
12" (SW) INV. = 753.94*
*CONTRACTOR TO CONFIRM
INVERT PRIOR TO ORDERING
STORM STRUCTURES
- 202 PROP. STORM MANHOLE, TY. A
W/ TYPE 1 CLOSED LID
RIM = 760.80
12" (NE/S) INV. = 754.05
- 203 PROP. STORM MANHOLE, TY. A
W/ TYPE 8 GRATE
RIM = 758.70
12" (N/W) INV. = 754.42
- 204 PROP. STORM INLET, TY. A
W/ TYPE 8 GRATE
RIM = 757.00
12" (E) INV. = 755.04

PROPOSED STORM SEWER LINES

- L1 25 L.F. - 12" PVC SDR-26 @ 0.44%
- L2 85 L.F. - 12" PVC SDR-26 @ 0.44%
- L3 141 L.F. - 12" PVC SDR-26 @ 0.44%

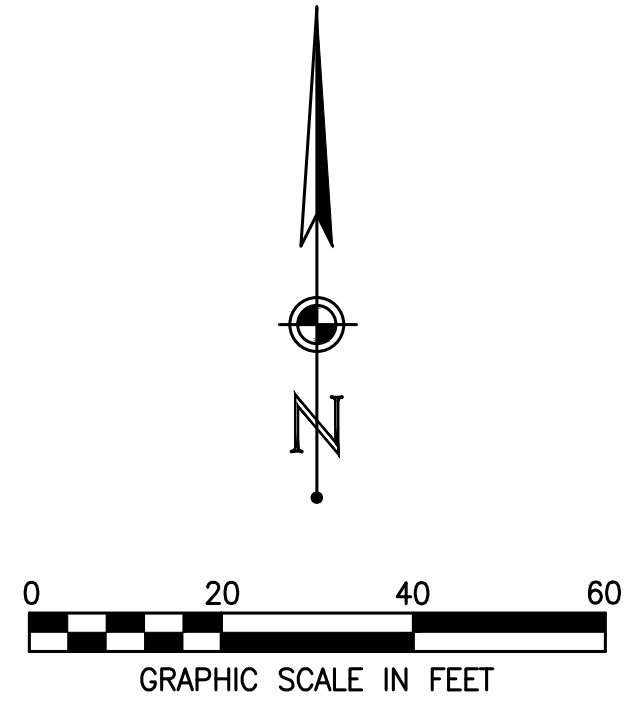


NO.	DATE	DESCRIPTION

BKB
ENGINEERING
301 N. NEIL STREET, SUITE 400 | CHAMPAIGN, IL 61820
CELL 217.840.3546 | OFFICE 217.531.2971 | FAX 217.531.2211

GRADING AND EROSION CONTROL PLAN
UNLIMITED VILLAS
MAHOMET, ILLINOIS

PROJECT: 26-1801
DESIGN BY: BKB
DRAWN BY: BKB
DATE: 7/21/21
SHEET:



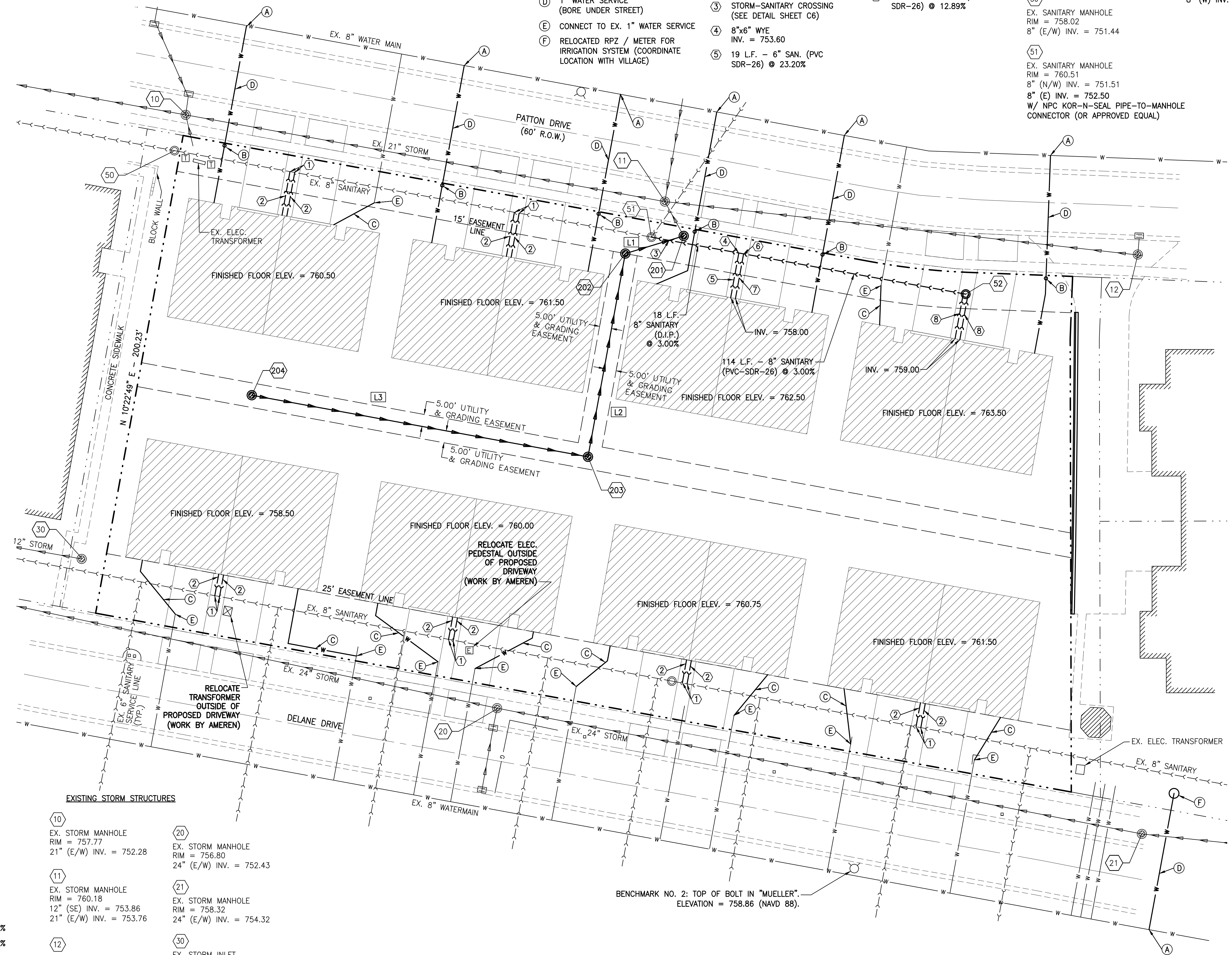
- PROPOSED DOMESTIC WATER KEYNOTES**
SEE DETAILS AND NOTES SHEET C9
- (A) 1" CORP. STOP
 - (B) CURB STOP W/BOX
 - (C) 1" WATER SERVICE
 - (D) 1" WATER SERVICE (BORE UNDER STREET)
 - (E) CONNECT TO EX. 1" WATER SERVICE
 - (F) RELOCATED RPZ / METER FOR IRRIGATION SYSTEM (COORDINATE LOCATION WITH VILLAGE)

- PROPOSED SANITARY KEYNOTES**
- (1) INSERT 8"x6" WYE W/NON-SHEAR COUPLERS (SEE DETAIL SHEET C6)
 - (2) 6" SAN. (PVC SDR-26) @ 1.00% (MIN.)
 - (3) STORM-SANITARY CROSSING (SEE DETAIL SHEET C6)
 - (4) 8"x6" WYE INV. = 753.60
 - (5) 19 L.F. - 6" SAN. (PVC SDR-26) @ 23.20%

- (6) 8"x6" WYE INV. = 753.66
- (7) 19 L.F. - 6" SAN. (PVC SDR-26) @ 22.84%
- (8) 19 L.F. - 6" SAN. (PVC SDR-26) @ 12.89%

- EXISTING SANITARY STRUCTURES**
- (40) EX. SANITARY MANHOLE RIM = 758.52 8" (E/W) INV. = 749.90
 - (50) EX. SANITARY MANHOLE RIM = 758.02 8" (E/W) INV. = 751.44
 - (51) EX. SANITARY MANHOLE RIM = 760.51 8" (N/W) INV. = 751.51 8" (E) INV. = 752.50 W/ NPC KOR-N-SEAL PIPE-TO-MANHOLE CONNECTOR (OR APPROVED EQUAL)

- PROPOSED SANITARY STRUCTURES**
SEE DETAIL SHEET C6
- (52) PROP. SANITARY MANHOLE RIM = 762.65 6" (S/S) INV. = 756.55 8" (W) INV. = 756.45



- PROPOSED STORM STRUCTURES**
- (201) PROP. STORM MANHOLE, TY. A W/ TYPE 1 CLOSED LID RIM = 761.00 12" (NW) INV. = 753.94 12" (SW) INV. = 753.94* *CONTRACTOR TO CONFIRM INVERT PRIOR TO ORDERING STORM STRUCTURES
 - (202) PROP. STORM MANHOLE, TY. A W/ TYPE 1 CLOSED LID RIM = 760.80 12" (NE/S) INV. = 754.05
 - (203) PROP. STORM MANHOLE, TY. A W/ TYPE 8 GRATE RIM = 758.70 12" (N/W) INV. = 754.42
 - (204) PROP. STORM INLET, TY. A W/ TYPE 8 GRATE RIM = 757.00 12" (E) INV. = 755.04

- EXISTING STORM STRUCTURES**
- (10) EX. STORM MANHOLE RIM = 757.77 21" (E/W) INV. = 752.28
 - (11) EX. STORM MANHOLE RIM = 760.18 12" (SE) INV. = 753.86 21" (E/W) INV. = 753.76
 - (12) EX. STORM MANHOLE RIM = 762.54 21" (W) INV. = 756.25
 - (20) EX. STORM MANHOLE RIM = 756.80 24" (E/W) INV. = 752.43
 - (21) EX. STORM MANHOLE RIM = 758.32 24" (E/W) INV. = 754.32
 - (30) EX. STORM INLET RIM = 754.23 12" INV. = 752.42

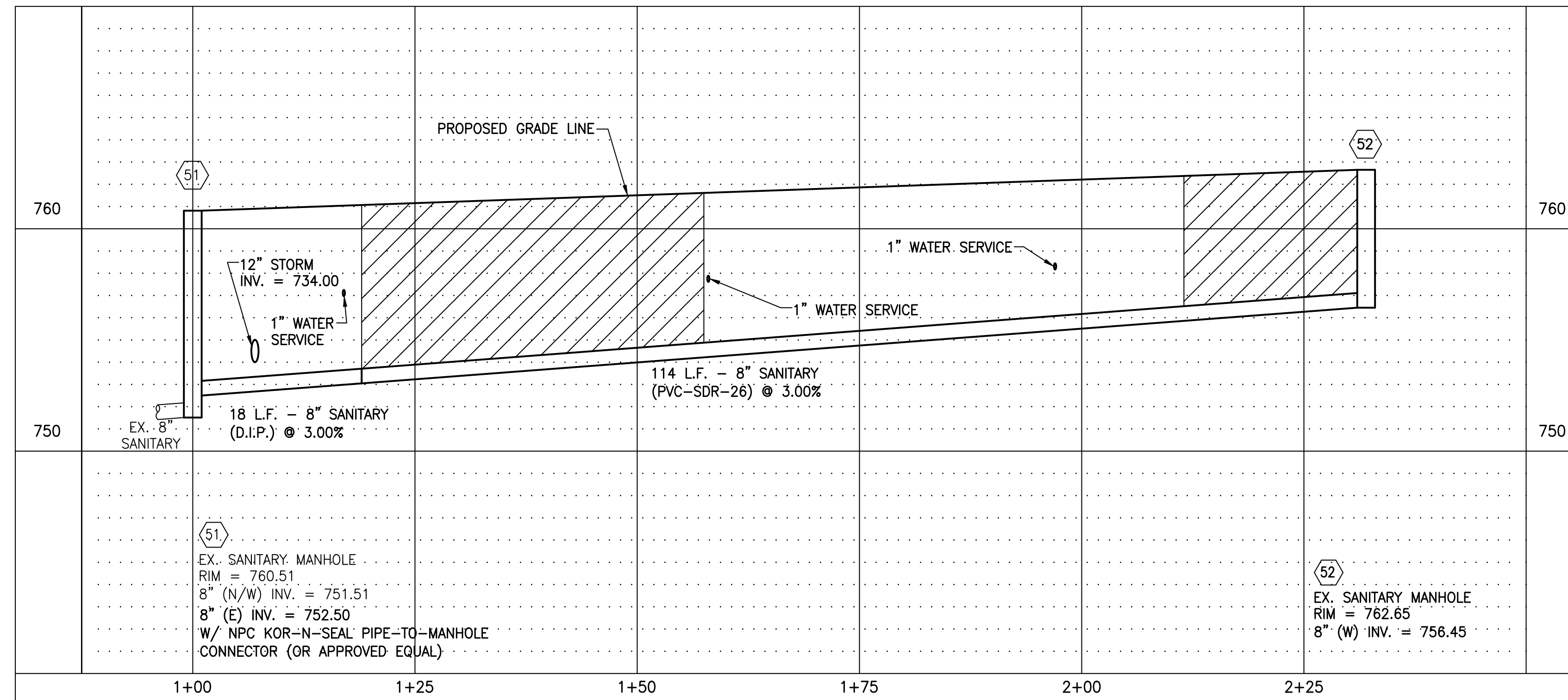
- PROPOSED STORM SEWER LINES**
- (L1) 25 L.F. - 12" PVC SDR-26 @ 0.44%
 - (L2) 85 L.F. - 12" PVC SDR-26 @ 0.44%
 - (L3) 141 L.F. - 12" PVC SDR-26 @ 0.44%

NO.	DATE	DESCRIPTION

BKB
ENGINEERING
301 N. NEIL STREET, SUITE 400 | CHAMPAIGN, IL 61820
CELL 217.840.3546 | OFFICE 217.531.2971 | FAX 217.531.2211

UTILITY PLAN
UNLIMITED VILLAS
MAHOMET, ILLINOIS

PROJECT: 26-1801
DESIGN BY: BKB
DRAWN BY: BKB
DATE: 7/21/21
SHEET:



SANITARY SEWER PROFILE



SANITARY SEWER NOTES

- "STANDARD SPECIFICATIONS FOR WATER AND SEWER MAIN CONSTRUCTION IN ILLINOIS", CURRENT EDITION, THE VILLAGE SEWER USE ORDINANCE, AND THE NOTES AND DETAILS CONTAINED IN THESE PLANS, SHALL GOVERN THE MATERIALS, CONSTRUCTION AND TESTING OF SANITARY SEWERS.
- PIPE MATERIAL FOR SANITARY SEWERS SHALL BE EXTRA STRENGTH VITRIFIED CLAY PIPE IN ACCORDANCE WITH ASTM C-700, OR POLYVINYL CHLORIDE PIPE IN ACCORDANCE WITH ASTM D-3034 SDR-26. VITRIFIED CLAY PIPE JOINTS SHALL BE IN ACCORDANCE WITH ASTM C-425. PLAIN END VITRIFIED CLAY PIPE WITH PVC BELL MATERIAL SHALL BE IN ACCORDANCE WITH ASTM C-1784 AND FLEXIBLE GASKET MEETING ASTM C-425 SPECIFICATIONS. PVC PIPE JOINTS SHALL BE PUSH-ON FLEXIBLE ELASTOMERIC SEAL JOINTS IN ACCORDANCE WITH ASTM D-3212.
- WHERE REQUIRED FOR SEPARATION OR OTHER PURPOSES, DUCTILE IRON PIPE SHALL CONFORM TO AWWA C-151, AWWA-C150, AND ASTM A-746, THICKNESS CLASS 50, PRESSURE CLASS 350 PER AWWA C-150 WITH PUSH-ON RUBBER SEAL JOINTS, PER AWWA C-111 AND SHALL BE INSTALLED PER AWWA C-600. PIPE SHALL HAVE A BITUMINOUS COATED EXTERIOR PER AWWA C151 AND INSIDE LINED FOR SEWER USE PER ASTM A-746.
- DROP MANHOLE CONNECTIONS, INCLUDING SERVICE LINES, SHALL HAVE ONLY EXTERNAL DROP ASSEMBLIES UNLESS APPROVED BY THE VILLAGE ENGINEER.
- NEW CONNECTIONS TO EXISTING MANHOLES SHALL BE ANGLED IN THE DIRECTION OF FLOW, AND SHALL BE ACCOMPLISHED BY CORE DRILLING THROUGH THE WALL OF THE MANHOLE AND INSTALLING AN APPROPRIATELY SIZED CONNECTOR BOOT.
- ABIDE BY ANY CONDITION(S) OF ACCEPTANCE IMPOSED BY THE ILLINOIS ENVIRONMENTAL PROTECTION AGENCY.
- ALL CLEAR WATER, INCLUDING THAT FROM ROOF LEADERS, YARD DRAINS, FOUNDATION DRAINS AND SUMP PUMPS, SHALL BE EXCLUDED FROM THE SANITARY SEWERS.
- THE ENGINEER SHALL BE PRESENT DURING CONSTRUCTION ACTIVITIES. ALL WORK SHALL BE SUBJECT TO OBSERVATION BY THE ENGINEER.
- BEDDING, HAUNCHING, INITIAL BACKFILL AND FINAL BACKFILL SHALL BE IN ACCORDANCE WITH THE STANDARD DETAILS AND SECTION 20 OF THE STANDARD SPECIFICATIONS.
- ALL SANITARY SEWER LINES SHALL BE CONSTRUCTED WITH A MINIMUM OF 6 FEET OF COVER ABOVE THE TOP OF THE PIPE. IN ALL LOCATIONS WHERE THIS IS NOT POSSIBLE THE SANITARY SEWER SHALL BE CONSTRUCTED OF DUCTILE IRON PIPE MATERIAL OR ENCASED WITHIN 4 INCH THICKNESS CLASS "SI" PORTLAND CEMENT CONCRETE AS APPROVED BY THE VILLAGE ENGINEER.

- PROVIDE COMPACTED SELECTED GRANULAR MATERIAL FOR FINAL TRENCH BACKFILL WHEN THE INNER EDGE OF A TRENCH OR MANHOLE EXCAVATION IS WITHIN 2 FEET OF ANY PROPOSED OR EXISTING PAVEMENT, CURB, OR SIDEWALK (BACKFILL METHOD 1). CONTROLLED LOW STRENGTH FLOWABLE FILL MATERIAL MAY BE UTILIZED IN LIEU OF COMPACTED SELECTED GRANULAR MATERIAL FOR FINAL TRENCH BACKFILL.
- ALL TRENCH BACKFILL SHALL BE WATER JETTED AND/OR MECHANICALLY COMPACTED IN ACCORDANCE WITH THE PROCEDURES OUTLINED IN THE STANDARD SPECIFICATIONS.
- ALL SANITARY SEWER MANHOLES SHALL HAVE A RIM ELEVATION 2 INCHES HIGHER THAN THE FINISHED GRADE OF THE SURROUNDING GROUND EXCEPT MANHOLES IN PAVEMENTS, WHICH SHALL MATCH SURROUNDING GRADE.
- PRE-BUILT MANHOLE BOTTOMS SHALL BE USED IN ALL CASES UNLESS AUTHORIZED BY THE VILLAGE ENGINEER. A RUBBER GASKET SHALL BE CAST INTO THE MANHOLE WHERE PIPES ENTER AND BETWEEN MANHOLE SECTIONS. THE INSIDE OF ALL JOINTS AND PIPE CONNECTIONS SHALL BE FILLED WITH MORTAR OR EXPANDING GROUT AND BRUSHED SMOOTH. THE OUTSIDE OF ALL JOINTS AND PIPE CONNECTIONS SHALL BE FILLED WITH MORTAR, BRUSHED SMOOTH AND A BITUMINOUS WATERPROOFING MATERIAL APPLIED.
- BREAK-IN CONNECTIONS TO EXISTING MANHOLES SHALL BE MADE BY CORE DRILLING OR SAW-CUTTING INTO THE SIDE OF THE MANHOLE FOR PROPER INSERTION OF THE NEW PIPE. THE CONNECTION SHALL BE SEALED WITH AN EXPANDING MORTAR OR GROUT AND A BITUMINOUS WATERPROOFING MATERIAL SHALL BE COATED ON THE OUTSIDE OF THE CONNECTION. THE CONCRETE BOTTOM OF THE MANHOLE SHALL BE REMOVED SUFFICIENTLY TO SET THE NEW SEWER CONNECTION AT THE APPROPRIATE ELEVATION AND A NEW INVERT POURED.
- LEAKS TO EXISTING MANHOLES CAUSED BY CONSTRUCTION MUST BE REPAIRED.
- CASTING NUMBERS SHOWN REFER TO "NEENAH" CASTINGS. APPROVED EQUALS MAY BE USED.
- SERVICE SEWERS SHALL BE A MINIMUM OF 6 INCH DIAMETER. THE SLOPE OF ALL SERVICE SEWERS SHALL BE A MINIMUM OF 1.05%.
- WHERE THE SANITARY SEWER SERVICE LINE IS GREATER THAN 8 FEET BELOW FINISHED GRADE, A RISER SHALL BE INSTALLED TO BRING THE SERVICE LINE TO WITHIN 7 FEET OF THE FINISHED GRADE.
- ALL SANITARY SEWER MANHOLES SHALL HAVE NO LESS THAN 0.1 FOOT DROP IN INVERT ELEVATION FROM THE UPSTREAM TO THE DOWNSTREAM SEWER MAIN.
- THE INVERT OF ANY SERVICE CONNECTION MADE IN MANHOLES SHALL ENTER THE MANHOLE AT A POINT WHICH IS BETWEEN THE CENTERLINE AND THE TOP OF THE MAIN SEWER LINE IN THE MANHOLE, AND SHALL BE FILLETED TO MEET THE INVERT OF THE MAIN SEWER LINE. DROP STRUCTURES SHALL BE CONSTRUCTED WHERE INDICATED.

- A WYE CONNECTION TO THE EXISTING SANITARY SEWER SHALL BE MADE BY ONE OF THE METHODS INDICATED BELOW:
 - INSTALLATION AT A MANHOLE - WHERE NECESSARY, EXISTING FILLET SHALL BE REMOVED TO CREATE A SMOOTH FLOW CHANNEL.
 - USING PIPE CUTTER ONLY, NEATLY AND ACCURATELY CUT OUT DESIRED LENGTH OF PIPE FOR INSERTION OF PROPER FITTING. REMOVE BOTH HUB AND BELL ENDS, OR OTHER COMPRESSION COUPLINGS FROM THE WYE BRANCH FITTING TO BE INSERTED WITH NO MORE THAN A TOTAL OR ONE-HALF INCH (1/2") GAP. USE BAND-SEAL "MISSION" TYPE COUPLINGS, OR SIMILAR COUPLINGS, AND SHEAR RINGS AND CLAMPS TO FASTEN THE INSERTED FITTING AND HOLD IT FIRMLY IN PLACE. WORK SHALL BE ENCASED IN CLASS "SI" CONCRETE HAVING A MINIMUM THICKNESS OF FOUR INCHES (4") AND EXTENDING EIGHT INCHES (8") BEYOND THE LIMITS OF THE PIPE REMOVED.
- THE JOINTING OF DISSIMILAR PIPES SHALL BE ACCOMPLISHED BY USING APPROVED FABRICATED "MISSION" TYPE COUPLINGS AND CONCRETE ENCASEMENT 6 INCHES THICKNESS EXTENDING 1 FOOT ON EACH SIDE OF THE JOINT.
- A RECORD SHALL BE KEPT OF ACTUAL FIELD LOCATIONS FOR ALL SERVICE WYES BY MEASURING FROM THE CENTER OF THE NEAREST DOWNSTREAM MANHOLE. THE VILLAGE ENGINEER SHALL BE PROVIDED WITH THE RECORDED WYE LOCATIONS UPON COMPLETION OF CONSTRUCTION.
- ALL SERVICE WYES AND LATERAL LINES SHALL BE MARKED BY THE CONTRACTOR WITH BOTH A WOODEN LEADER 1 INCH X 2 INCH (MIN.) AND WITH A DETECTABLE UNDERGROUND MARKING TAPE, "LINEGUARD 11", OR APPROVED EQUAL. THE WOODEN LEADER SHALL EXTEND TO A MINIMUM OF 2 FEET ABOVE FINISHED GRADE.
- MAINTAIN MINIMUM HORIZONTAL/VERTICAL SEPARATION BETWEEN SANITARY SEWERS AND WATER MAINS AT ALL TIMES. MAINTAIN MINIMUM 10 FOOT HORIZONTAL SEPARATION AND 18 INCH VERTICAL SEPARATION PER SECTION 41-2.01 AND STANDARD DRAWINGS 18 THRU 24 OF THE STANDARD SPECIFICATIONS. UTILIZE WATER MAIN QUALITY PIPE FOR SANITARY SEWER WHEN REQUIRED FOR COMPLIANCE WITH SEPARATION REQUIREMENTS.
- ALL REACHES OF SANITARY SEWERS SHALL BE FULLY TESTED IN ACCORDANCE WITH THE "STANDARD SPECIFICATIONS FOR WATER AND SEWER MAIN CONSTRUCTION" AND SHALL MEET THE MINIMUM REQUIREMENTS OF THE "STANDARD SPECIFICATIONS FOR WATER AND SEWER MAIN CONSTRUCTION" AND SHALL BE CERTIFIED AS TO THE SAME AND BE APPROVED BY THE VILLAGE ENGINEER BEFORE ANY SERVICE LINES ARE CONNECTED. ONLY AIR-TEST PROCEDURES SHALL BE UTILIZED UNLESS PRIOR WRITTEN APPROVAL FROM THE VILLAGE ENGINEER IS OBTAINED AND UNLESS GROUND WATER LEVELS ARE MORE THAN 3.0 FEET ABOVE THE TOP OF PIPE. IN THIS SITUATION, TESTING OF SANITARY SEWERS SHALL BE BY THE INFILTRATION METHOD. MAXIMUM INFILTRATION RATE SHALL BE 200 GAL/DAY/INCH DIA./MILE. LOW-PRESSURE AIR METHOD AS PER ASTM C-828 SHALL BE USED IF THERE IS INSUFFICIENT WATER TABLE. LOW AIR PRESSURE METHOD MUST BE ADJUSTED FOR AMBIENT WATER TABLE. IF THE GROUND WATER TABLE AT THE DOWNSTREAM MANHOLE EXCEEDS 6 INCHES, A 1/2 DIAMETER NIPPLE WITH CAP SHALL BE PLACED AT THE TOP OF SEWER PIPE IN THE MANHOLE TO ASSIST IN DETERMINING THE AMBIENT WATER TABLE LEVEL. ALL SEGMENTS OF SANITARY SEWER SHALL BE LAMPED. ALL SEGMENTS OF PVC SANITARY SEWER PIPE SHALL BE MANDREL TESTED FOR DEFLECTION PER ASTM-3034 METHODOLOGY. A REPRESENTATIVE OF THE VILLAGE ENGINEER MUST BE PRESENT FOR ALL TESTING.
- ALL SANITARY SEWER SERVICE LATERAL TRENCHES UNDER PAVED SURFACES SHALL RECEIVE COMPACTED SELECTED GRANULAR MATERIAL (METHOD 1) FOR TRENCH BACKFILL OR CONTROLLED LOW STRENGTH FLOWABLE FILL MATERIAL (METHOD 3).
- ALL SANITARY SEWER MANHOLES SHALL BE TESTED FOR LEAKAGE BY EITHER WATER TIGHTNESS PER ASTM C-969 OR VACUUM TESTED PER ASTM C-1244.
- THE OUTSIDE OF THE SIDEWALK OR PAVEMENT CURB SHALL BE MARKED WITH A PERMANENT "S" TO INDICATE THE LOCATION OF THE SERVICE LINE.
- PIPE COUPLINGS SHALL CONFORM TO THE APPLICABLE PORTIONS OF ASTM C-425, ASTM C-443, ASTM C-5864, ASTM C-1173 AND ASTM D-1869.
- ALL SANITARY SEWERS SHALL BE INSPECTED VIA A TELEVISION CAMERA SURVEY. A COPY OF THE SURVEY SHALL BE MADE AND PROVIDED TO THE VILLAGE ENGINEER. ANY DEFECTS NOTED DURING THE INSPECTION SHALL BE REPAIRED TO THE SATISFACTION OF THE VILLAGE ENGINEER.
- WHERE REQUIRED FOR SEPARATION OR OTHER PURPOSES PVC WATER MAIN QUALITY PIPE USED FOR SANITARY SEWERS SHALL BE SDR-21 COMPLYING WITH THE REQUIREMENTS OF ASTM D-2241 WITH PUSH-ON GASKET JOINTS PER ASTM F-477.
- CONSTRUCT ALL SANITARY SEWERS ACCORDING TO THE ALIGNMENT AND GRADES SHOWN ON THE PLANS. SHOULD THE CONSTRUCTED SANITARY SEWERS DEVIATE FROM THE ALIGNMENT OR ELEVATIONS SHOWN ON THE PLANS IT MAY BE REJECTED.

REVISIONS	
NO.	DESCRIPTION

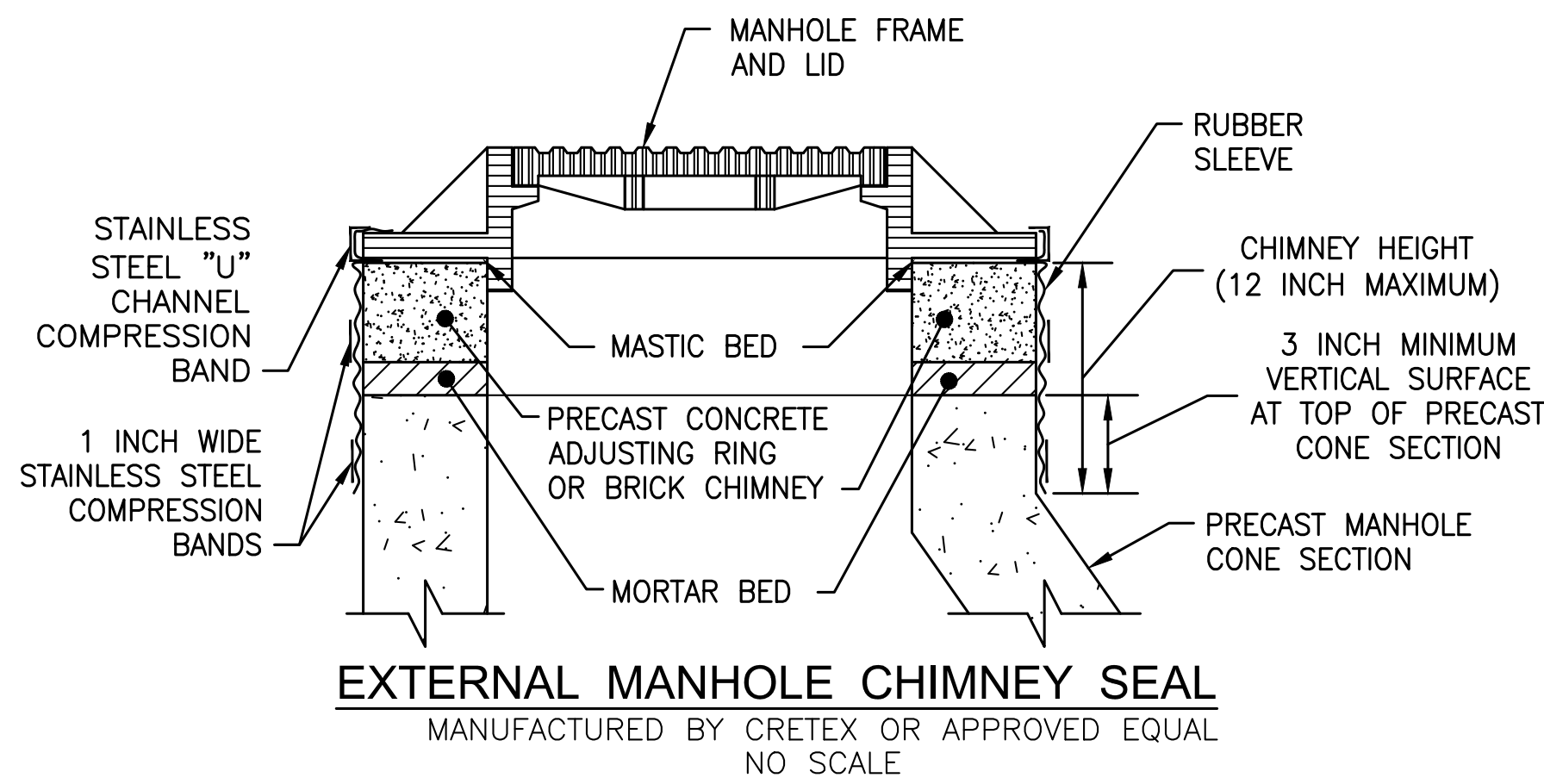
B K B
ENGINEERING

301 N. NEIL STREET, SUITE 400 | CHAMPAIGN, IL 61820
CELL 217.840.3546 | OFFICE 217.531.2971 | FAX 217.531.2211

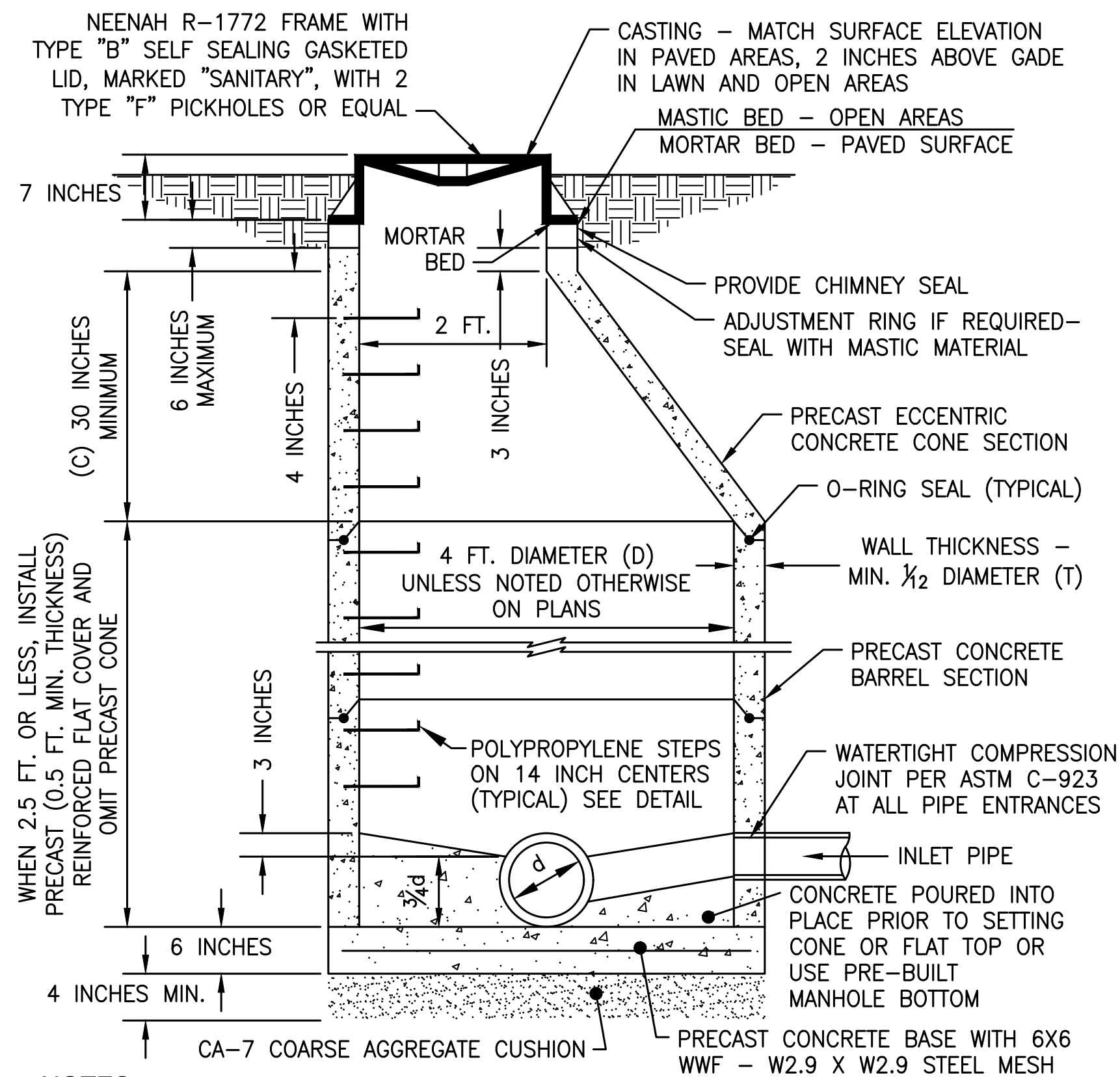
SANITARY SEWER PROFILE AND NOTES

UNLIMITED VILLAS
MAHOMET, ILLINOIS

PROJECT: 26-1801
DESIGN BY: BKB
DRAWN BY: BKB
DATE: 7/21/21
SHEET: C5



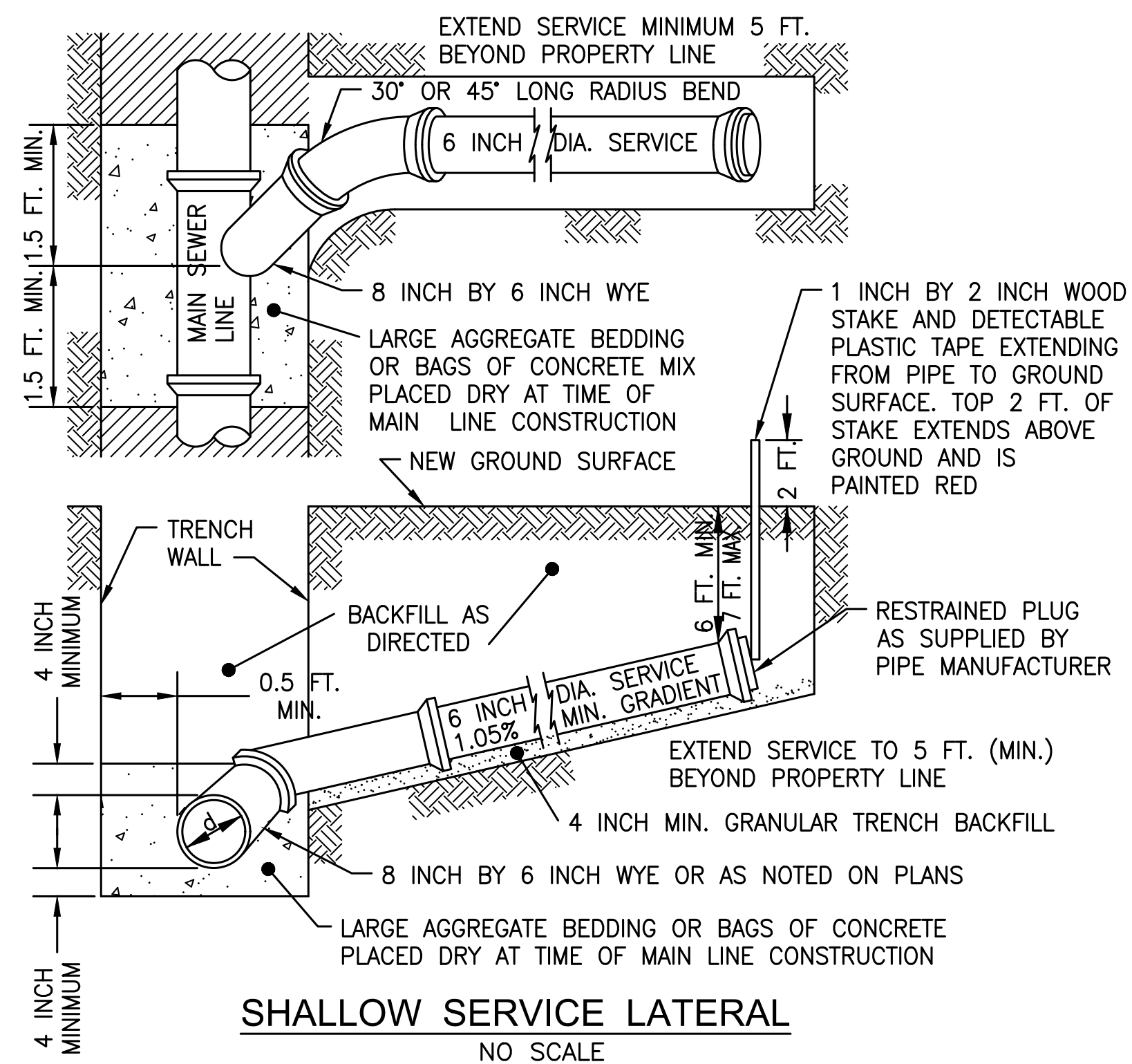
EXTERNAL MANHOLE CHIMNEY SEAL
MANUFACTURED BY CRETEX OR APPROVED EQUAL
NO SCALE



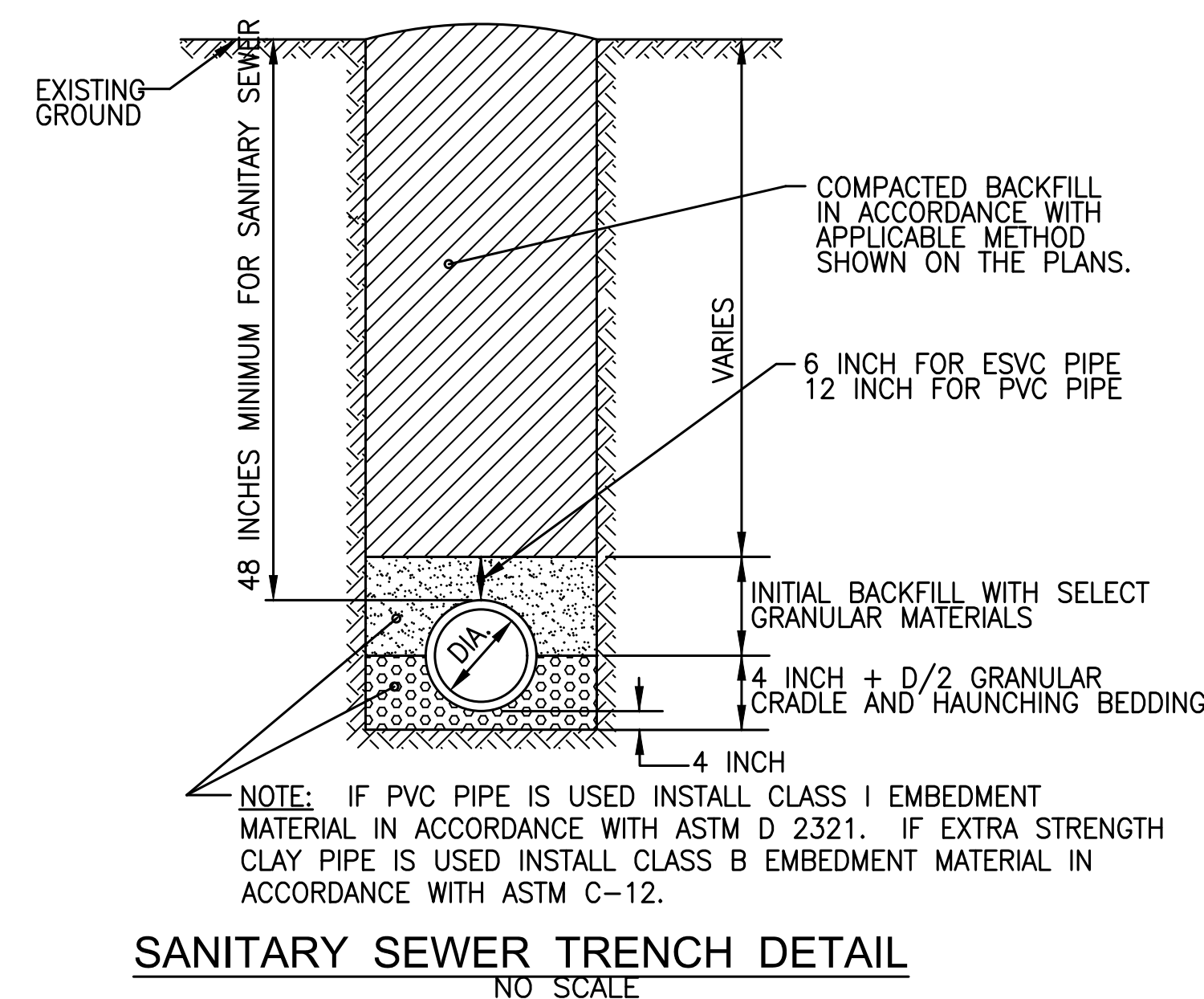
NOTES:

1. PRECAST MANHOLES SHALL BE USED AND SHALL BE SEALED BY A RUBBER GASKET AT RING JOINTS.
2. INSIDE OF ALL JOINTS TO BE FILLED WITH MORTAR AND BRUSHED SMOOTH.
3. SEAL EXTERIOR OF ALL JOINTS AND CONNECTIONS WITH BITUMINOUS MASTIC WATERPROOFING MATERIAL.
4. SANITARY SEWER LID SHALL BE SELF SEALING AND FRAME SHALL BE PLACED ON A BITUMINOUS MASTIC BED IN OPEN AREAS AND ON A MORTAR BED UNDER PAVED SURFACES.
5. MANHOLE COMPONENTS SHALL COMPLY WITH THE MATERIALS REQUIREMENTS OF SECTION 32 OF THE CURRENT STANDARD SPECIFICATIONS FOR WATER AND SEWER MAIN CONSTRUCTION IN ILLINOIS; SECTION 602 OF THE CURRENT STANDARD SPECIFICATION FOR ROAD AND BRIDGE CONSTRUCTION IN ILLINOIS; AND I.D.O.T. HIGHWAY STANDARD 602401.
6. PROVIDE NOT LESS THAN 0.1 FOOT FALL ACROSS MANHOLE BETWEEN INFLUENT AND EFFLUENT PIPES OF EQUAL DIAMETER.
7. WHEN INLET PIPE IS A 6 INCH OR SMALLER DIAMETER SERVICE LINE, INVERT OF SERVICE LINE SHALL BE NOT LESS THAN 1/2 THE EFFLUENT PIPE DIAMETER ABOVE THE INVERT OF THE EFFLUENT PIPE.
8. ALL MANHOLES SHALL BE TESTED FOR WATER TIGHTNESS PER ASTM C1244.
9. ALL OPENINGS FOR INLET AND OUTLET PIPES SHALL BE PRECAST WITH BOTTOM MANHOLE SECTION.
10. INTERIOR AND EXTERIOR OF PIPE OPENING SHALL BE FILLED WITH MORTAR AND BRUSHED SMOOTH.
11. PRECAST REINFORCED CONCRETE FLAT SLAB TOP DIMENSIONS, REINFORCING SIZE AND PLACEMENT SHALL CONFORM TO IDOT STANDARD 602601 AND IDOT STANDARD 602406.

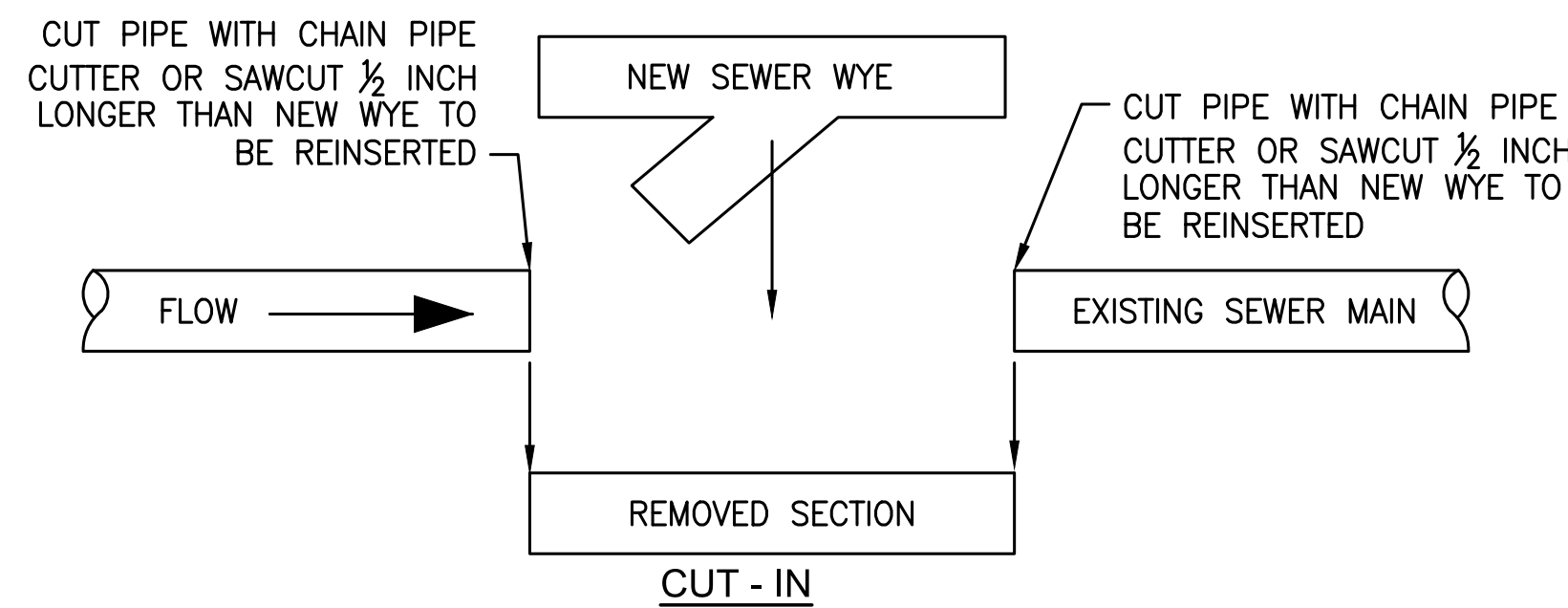
SANITARY SEWER MANHOLE
NO SCALE



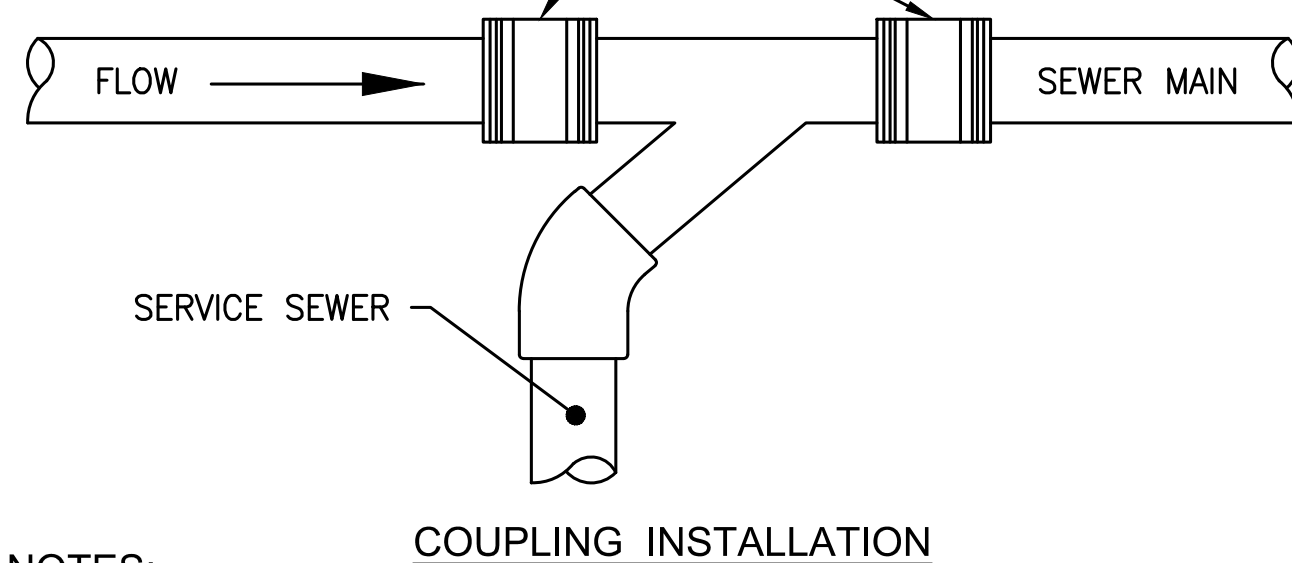
SHALLOW SERVICE LATERAL
NO SCALE



SANITARY SEWER TRENCH DETAIL
NO SCALE



MISSION COUPLING OR APPROVED EQUAL SHALL CONFORM TO ASTM C-425 FOR CLAY PIPE OR ASTM EQUIVALENT STANDARD FOR ALTERNATE PIPE MATERIALS



NOTES:

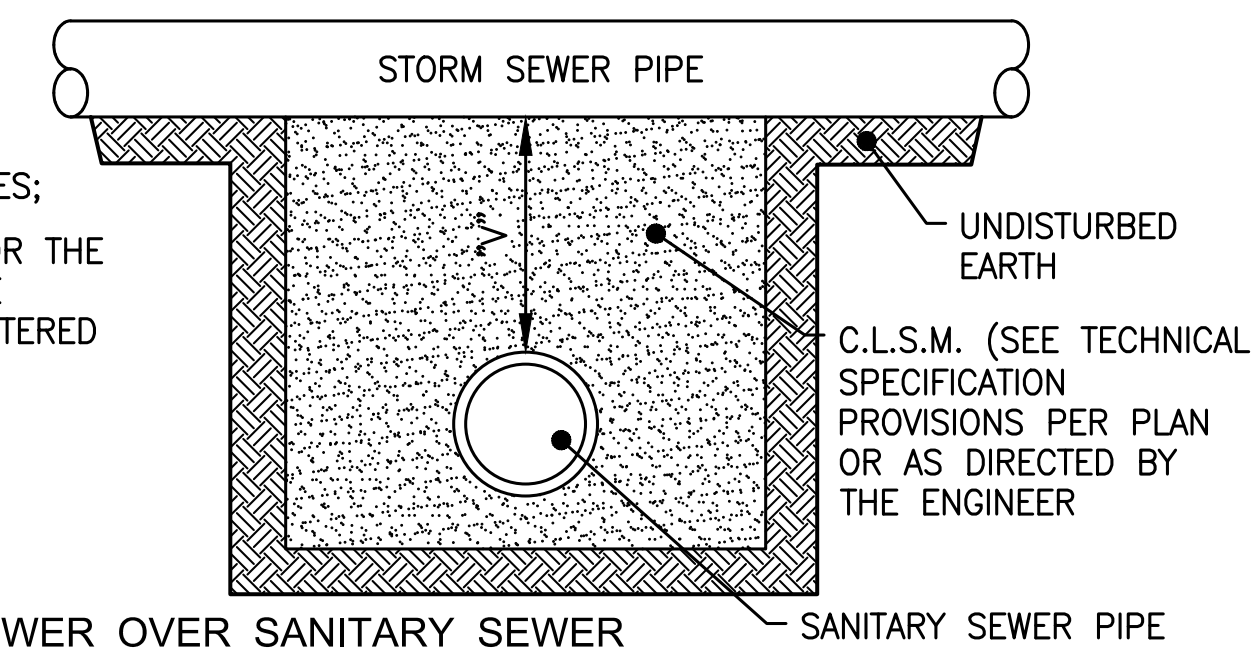
1. PVC MATERIAL SHALL NOT BE ALLOWED IN THE SEWER MAIN.
2. BEDDING MATERIAL FOR THE WYE SHALL BE CRUSHED AGGREGATE WITH A GENERAL SIZE RANGE OF 1/4 INCH DIAMETER TO 3/4 INCH DIAMETER.
3. CONNECTIONS TO SEWER MAINS THAT ARE SMALLER THAN 12 INCH DIAMETER SHALL BE DONE BY REMOVING A LIMITED AMOUNT OF THE SEWER MAIN AND INSERTING A WYE CONNECTION WITH APPROVED COUPLINGS. CONNECTIONS TO MANHOLES OR PIPES 12 INCH DIAMETER AND LARGER SHALL BE MADE BY CORE DRILLING THE EXISTING PIPE/MANHOLE AND INSTALLING A FLEXIBLE CONNECTOR ASSEMBLY SUCH KOR-N-SEAL BY NPC INC., OR APPROVED EQUAL.

SANITARY SEWER WYE INSTALLATION
NO SCALE

NOTE:

IF "V" IS LESS THAN 18 INCHES;

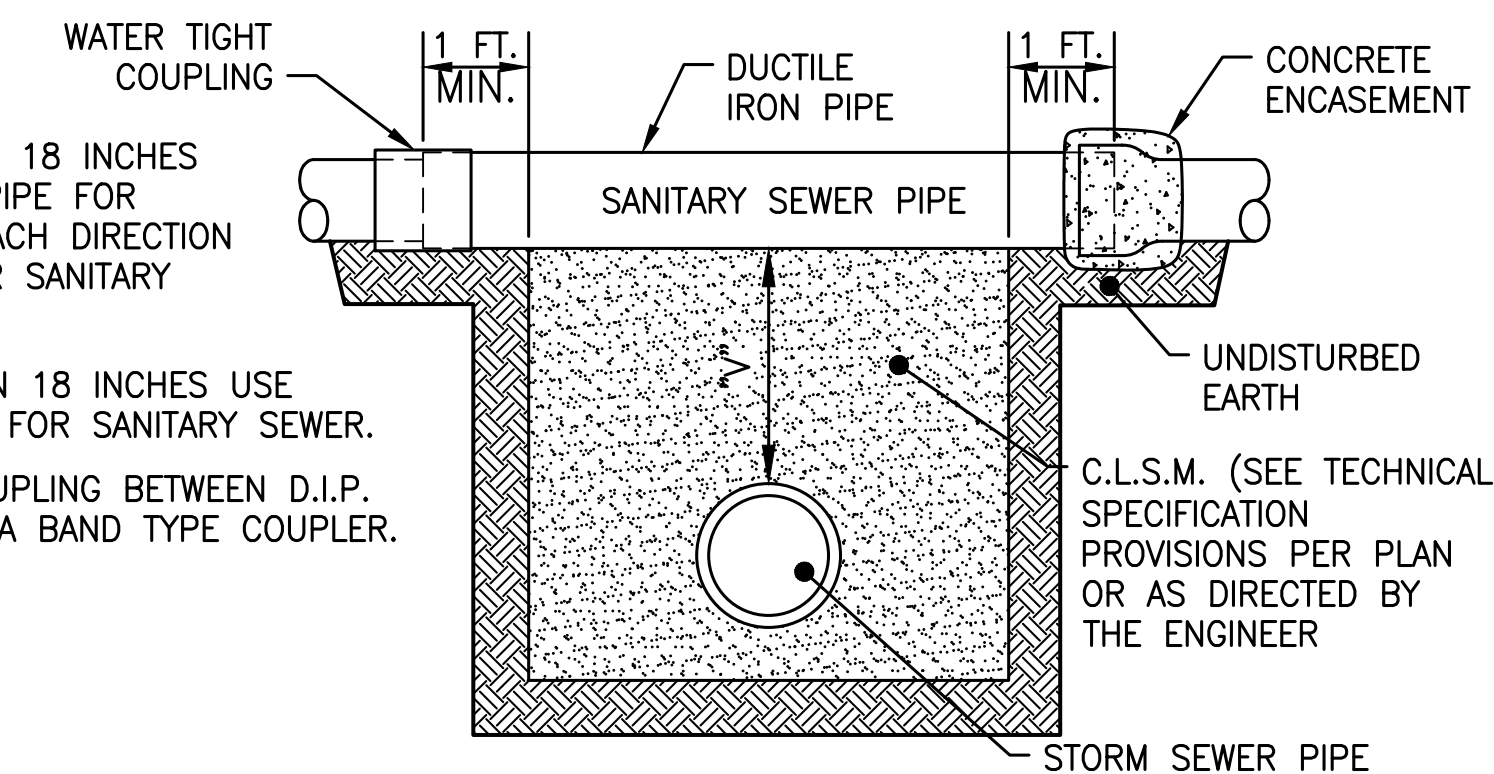
1. USE DUCTILE IRON PIPE FOR THE SANITARY SEWER, WITH ONE 18 FOOT PIPE LENGTH CENTERED ON CROSSING, AND



STORM SEWER OVER SANITARY SEWER

NOTES:

1. IF "V" IS LESS THAN 18 INCHES USE DUCTILE IRON PIPE FOR MINIMUM 10 FEET EACH DIRECTION FROM CROSSING FOR SANITARY SEWER.
2. IF "V" IS MORE THAN 18 INCHES USE APPROVED MATERIAL FOR SANITARY SEWER.
3. WHEN MAKING A COUPLING BETWEEN D.I.P. AND E.S.V.C.P. USE A BAND TYPE COUPLER.



SANITARY SEWER OVER STORM SEWER
SANITARY / STORM SEWER CROSSING
NO SCALE

NO.	DATE	DESCRIPTION

BKB
ENGINEERING
301 N. NEIL STREET, SUITE 400 | CHAMPAIGN, IL 61820
CELL 217.840.3546 | OFFICE 217.531.2971 | FAX 217.531.2211

SANITARY SEWER DETAILS

UNLIMITED VILLAS
MAHOMET, ILLINOIS

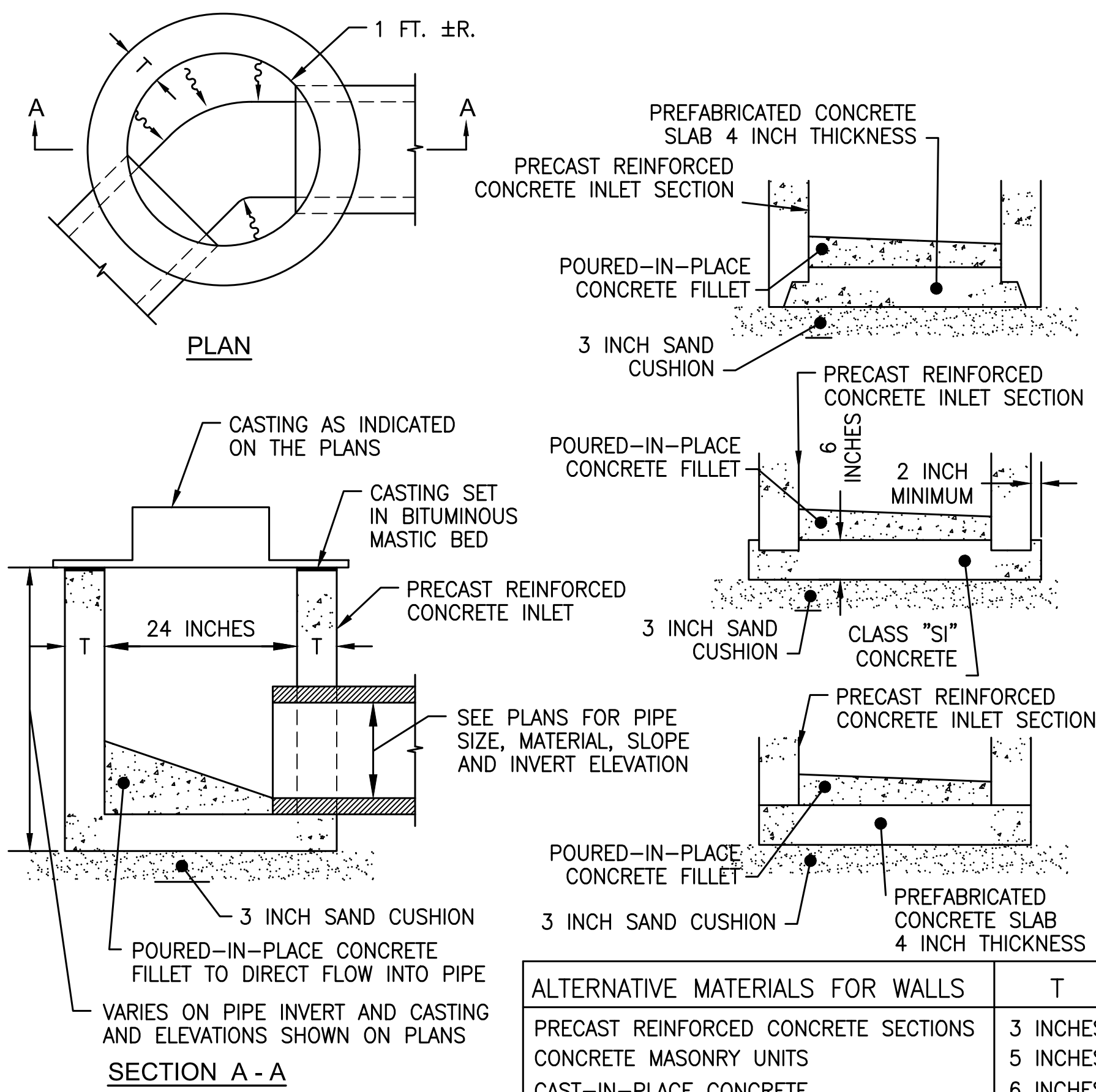
PROJECT: 26-1801

DESIGN BY: BKB

DRAWN BY: BKB

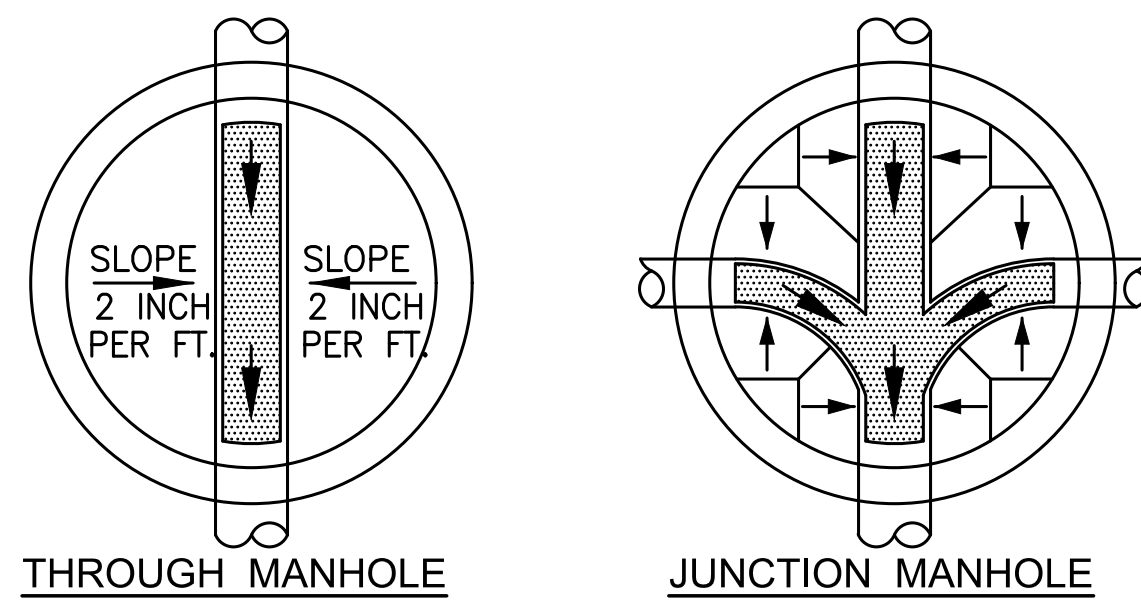
DATE: 7/21/21

SHEET:



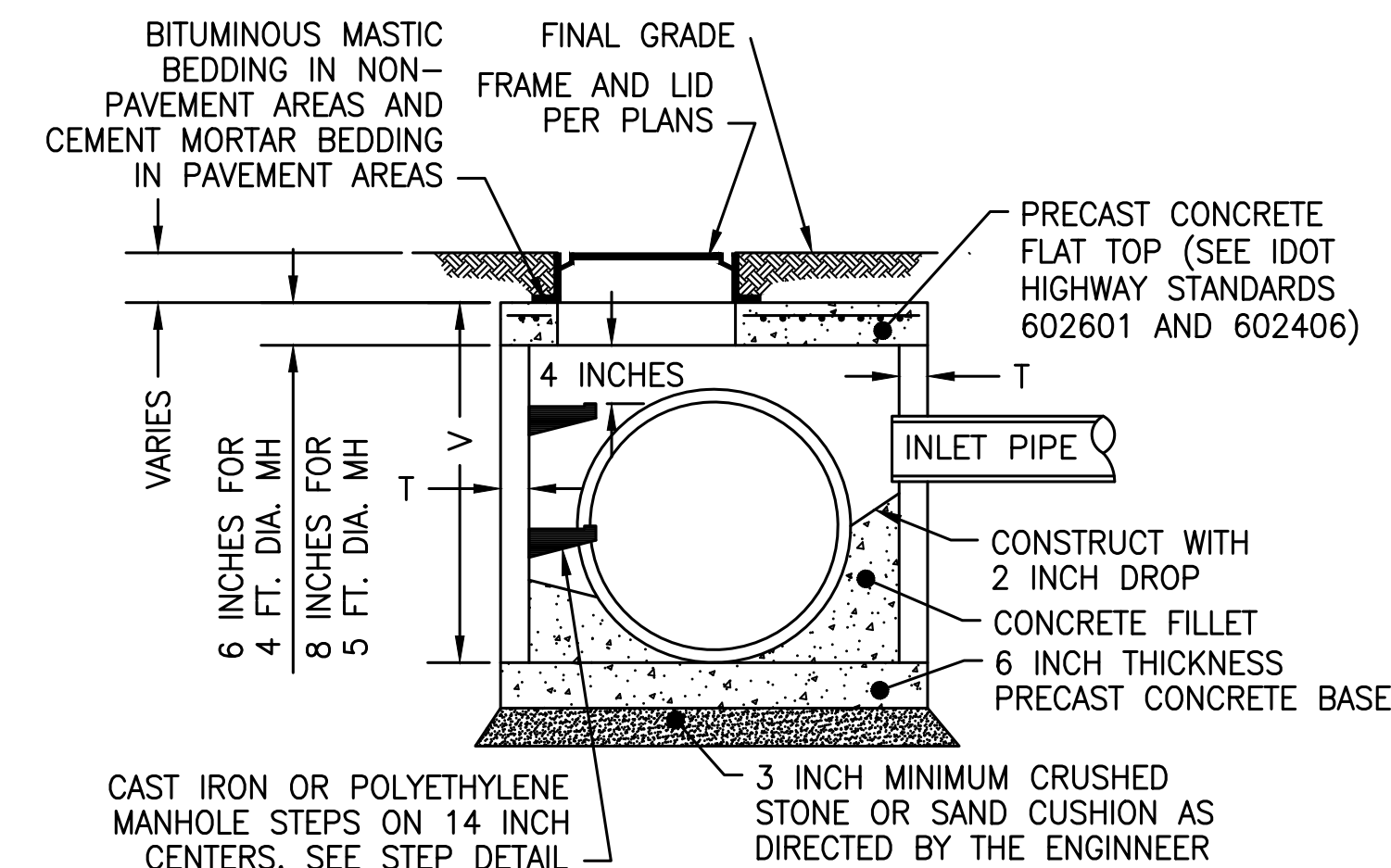
STANDARD DETAIL FOR 24 INCH DIAMETER INLET TYPE "A" MODIFIED

NO SCALE



NOTES:

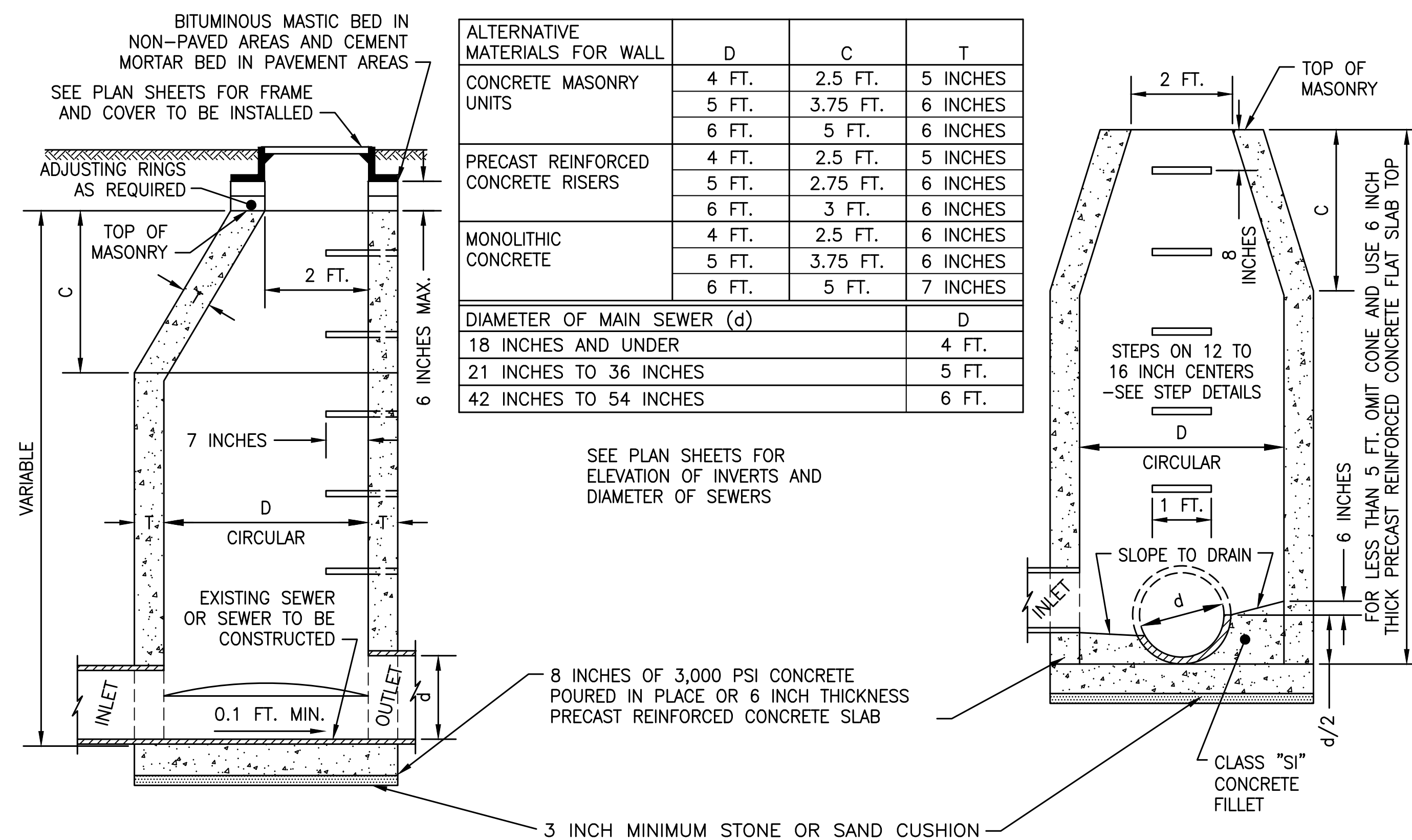
- 1) BACKFILL IN NON-PAVEMENT AREAS SHALL BE EXCAVATED MATERIAL. BACKFILL IN PAVEMENT AREAS SHALL BE GRANULAR TRENCH BACKFILL MATERIAL OR CONTROLLED LOW STRENGTH FLOWABLE FILL MATERIAL. THE BACKFILL MATERIAL SHALL BE COMPACTED TO 95% STANDARD PROCTOR DENSITY.
- 2) THE CASTING OR FRAME AND GRATE SHALL BE AS SPECIFIED ON THE PLANS.
- 3) ONLY PRECAST REINFORCED CONCRETE SECTIONS SHALL BE USED UNLESS PRIOR APPROVAL IS OBTAINED FROM THE VILLAGE ENGINEER.
- 4) THE OUTSIDE OF INLETS CONSTRUCTED OF CONCRETE MASONRY UNITS SHALL BE SEALED WITH A BITUMINOUS WATERPROOF MATERIAL.
- 5) INLETS SHALL COMPLY WITH THE APPLICABLE PORTIONS OF I.D.O.T. HIGHWAY STANDARD 602301 AND THE APPLICABLE PROVISIONS OF THE "STANDARD SPECIFICATIONS FOR ROAD AND BRIDGE CONSTRUCTION".
- 6) INLET HEIGHT SHALL NOT EXCEED 4.0 FT.



	3 FT. INLET D = 3 FT.	4 FT. MANHOLE D = 4 FT.	5 FT. MANHOLE D = 5 FT.	6 FT. MANHOLE D = 6 FT.
PRECAST REINFORCED CONCRETE UNITS	T = 3 INCHES	T = 4 INCHES	T = 5 INCHES	T = 6 INCHES
CONCRETE MASONRY UNITS	T = 5 INCHES	T = 5 INCHES	T = 5 INCHES	T = 6 INCHES
CAST-IN-PLACE CONCRETE	T = 6 INCHES	T = 6 INCHES	T = 6 INCHES	T = 6 INCHES

STORM DRAIN MANHOLE

(USE WHEN "V" IS LESS THAN 5 FEET)
NO SCALE



ALTERNATIVE MATERIALS FOR WALL	D	C	T
CONCRETE MASONRY UNITS	4 FT.	2.5 FT.	5 INCHES
	5 FT.	3.75 FT.	6 INCHES
	6 FT.	5 FT.	6 INCHES
PRECAST REINFORCED CONCRETE RISERS	4 FT.	2.5 FT.	5 INCHES
	5 FT.	2.75 FT.	6 INCHES
MONOLITHIC CONCRETE	4 FT.	2.5 FT.	6 INCHES
	5 FT.	3.75 FT.	6 INCHES
	6 FT.	5 FT.	7 INCHES
DIAMETER OF MAIN SEWER (d)			
	18 INCHES AND UNDER		
	21 INCHES TO 36 INCHES		
	42 INCHES TO 54 INCHES		

SEE PLAN SHEETS FOR ELEVATION OF INVERTS AND DIAMETER OF SEWERS

MANHOLE NOTES:

1. MANHOLE SHALL BE PROVIDED WITH FRAME AND COVER AS SPECIFIED ON PLANS.
2. ALL MANHOLES SHALL BE ECCENTRIC.
3. STEPS SHALL BE EMBEDDED INTO WALL A MINIMUM OF 3 INCHES. STEPS SHALL NOT BE EXTENDED ON THE OUTSIDE.
4. ALL JOINTS, INSIDE AND OUTSIDE, TO BE FILLED WITH MORTAR AND BRUSHED SMOOTH.
5. ALL MANHOLES SHALL COMPLY WITH THE APPLICABLE PORTION OF I.D.O.T. HIGHWAY STANDARD 602401 AND 602406 MANHOLE TYPE "A" AND THE PROVISIONS OF THE "STANDARD SPECIFICATIONS FOR ROAD AND BRIDGE CONSTRUCTION".
6. PROVIDE NO LESS THAN 0.1 FT. OF FALL BETWEEN INFLUENT AND EFFLUENT PIPES OF EQUAL DIAMETER.
7. ONLY PRECAST REINFORCED CONCRETE SECTIONS SHALL BE USED UNLESS PRIOR APPROVAL IS OBTAINED FROM THE VILLAGE ENGINEER.
8. A CONCRETE FILLET AS A CONTINUATION OF THE BASE SHALL BE PLACED IN THE BOTTOM OF THE MANHOLE, APPROXIMATELY AS INDICATED. SPECIAL SHAPING OF THIS FILLET SHALL SLOPE DOWNWARD APPROXIMATELY 1 INCH PER FOOT TOWARD THE CHANNEL.
9. PRECAST REINFORCED CONCRETE FLAT SLAB TOP DIMENSIONS, REINFORCING SIZE AND PLACEMENT SHALL CONFORM TO IDOT STANDARD 602601 AND IDOT STANDARD 602406.

FRAMES AND LIDS

FRAMES AND LIDS SHALL CONFORM TO THE FOLLOWING NEENAH CATALOG NUMBERS OR APPROVED EQUAL
BARRIER CURB R-3278 R/AL/AR,
ROLL CURB R-3502B,
FLAT AREAS R-2502D,
TURF AREAS R-4340B,
DITCH GRATES R-4342.

STANDARD STORM DRAIN MANHOLE

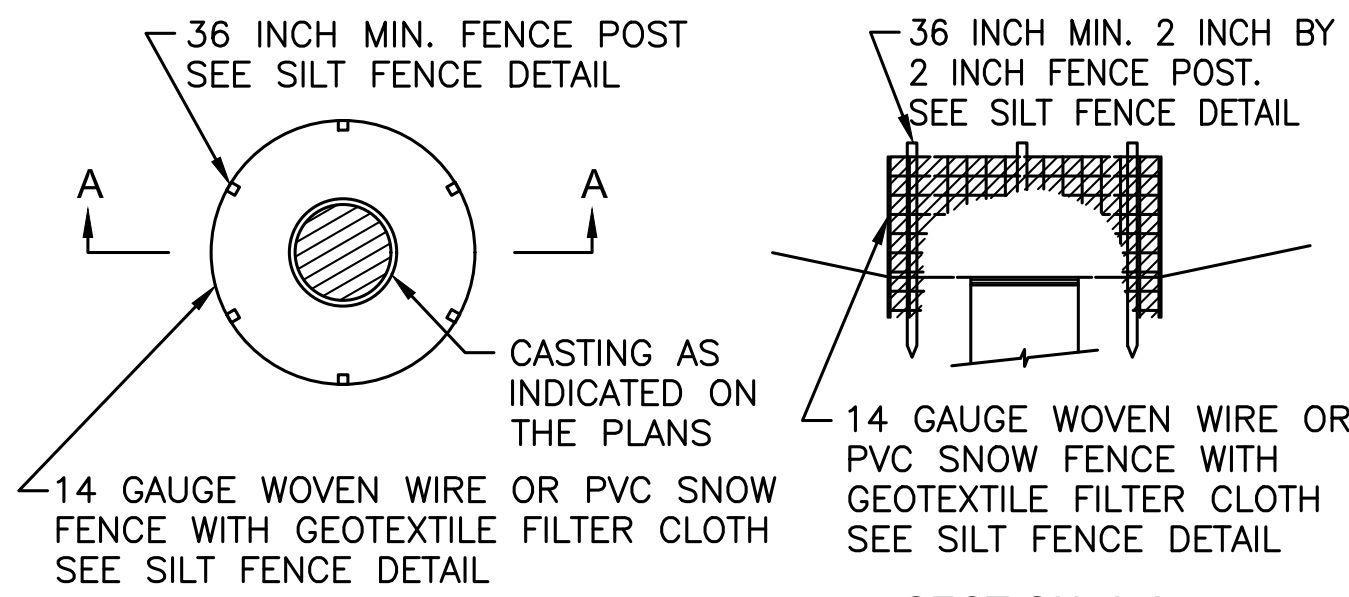
ECCENTRIC MANHOLE
NO SCALE

REVISIONS	NO.	DATE	DESCRIPTION

BKB
ENGINEERING
301 N. NEIL STREET, SUITE 400 | CHAMPAIGN, IL 61820
CELL 217.840.3546 | OFFICE 217.531.2971 | FAX 217.531.2211

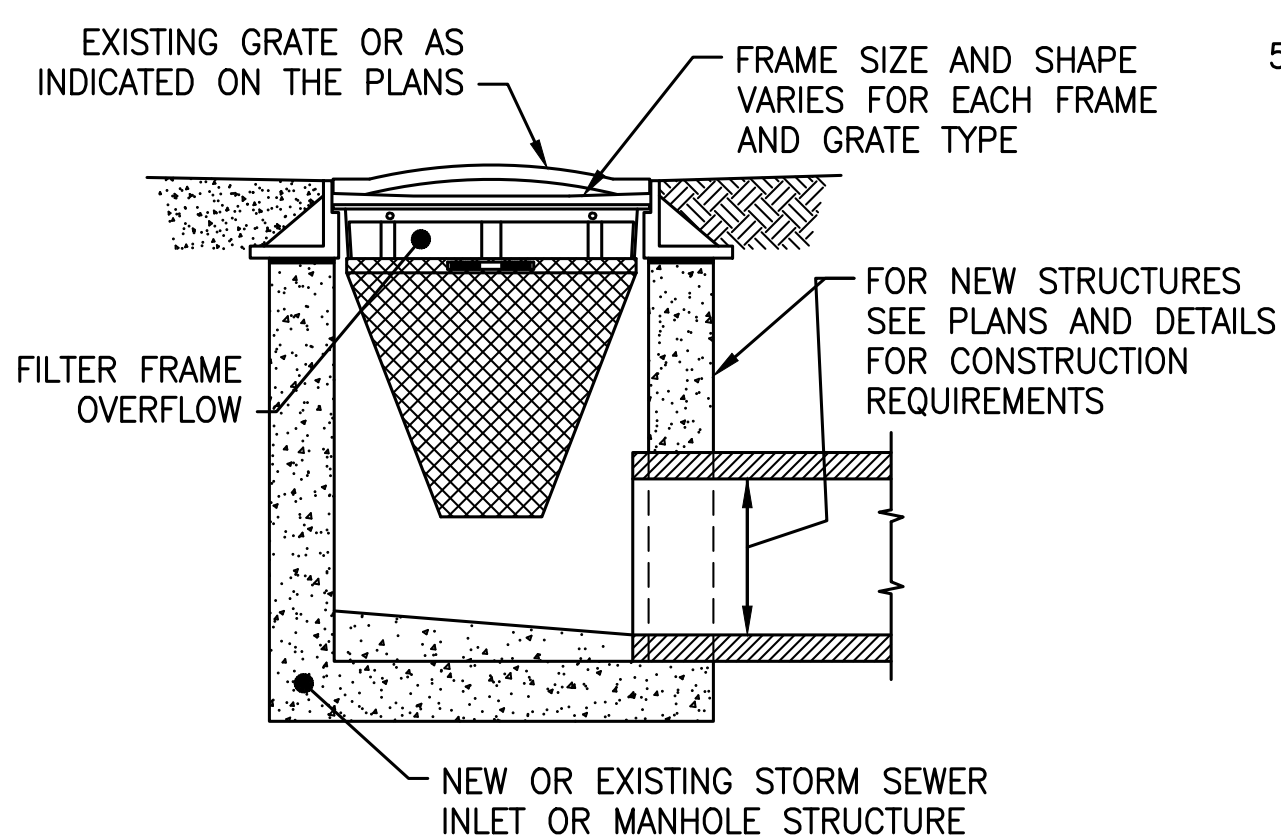
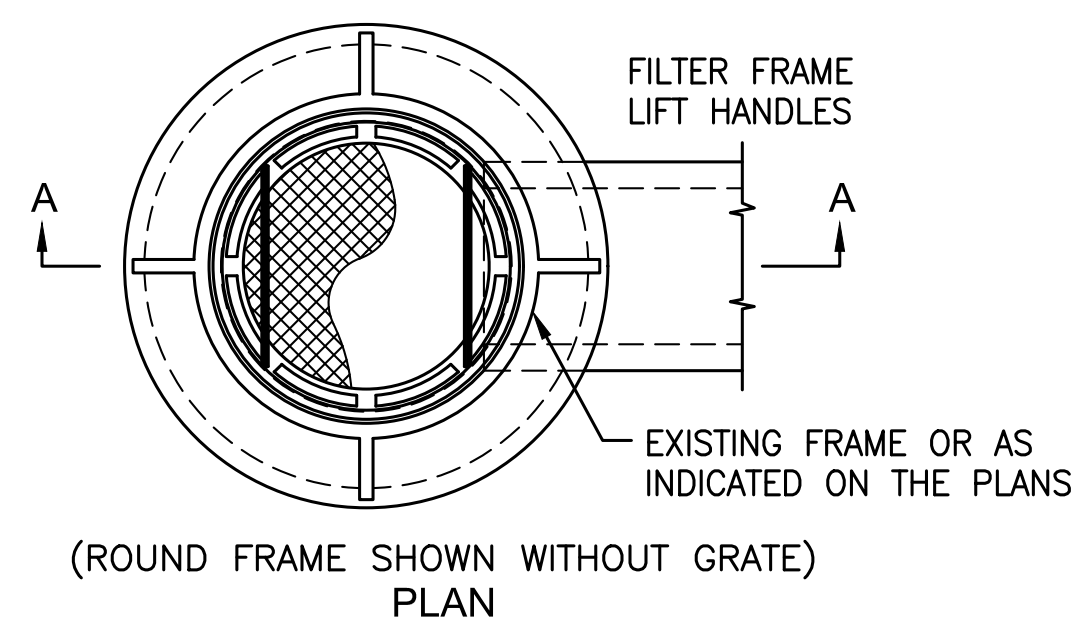
STORM SEWER DETAILS
UNLIMITED VILLAS
MAHOMET, ILLINOIS

PROJECT: 26-1801
DESIGN BY: BKB
DRAWN BY: BKB
DATE: 7/21/21
SHEET:



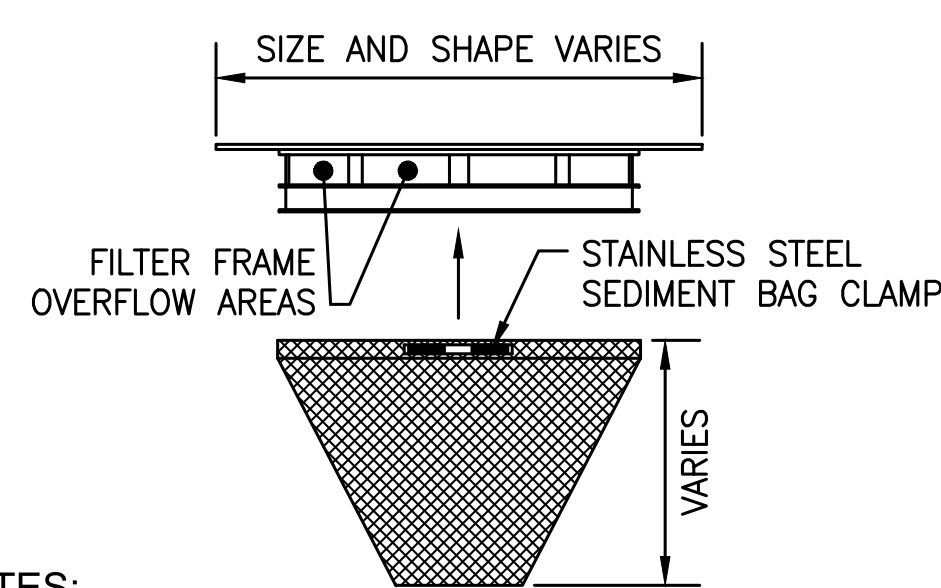
- NOTES:**
1. EMBED FABRIC 6 INCHES BELOW GROUND SURFACE.
 2. REMOVE SEDIMENT BUILDUP AFTER EACH RAIN EVENT.
 3. GEOTEXTILE SHALL BE WRAPPED OVER THE TOP MEMBER OF THE WELDED WIRE BY 6 INCHES AND SECURED WITH FASTENING RINGS AT 6 INCHES ON CENTER. THE FASTENING RING SHALL PENETRATE BOTH LAYERS OF GEOTEXTILE AND SECURELY CLOSE AROUND THE TOP STEEL MEMBER. GEOTEXTILE SHALL BE OVERLAPPED A MINIMUM OF 1 FOOT AND SECURED WITH FASTENING RINGS AT 6 INCHES ON CENTER OR SEWN WITH A TYPE 401 LOCK STITCH TO FORM A SOCK. IN LIEU OF SEWING, THE FASTENING RING SHALL PENETRATE BOTH LAYERS OF GEOTEXTILE AND SECURELY CLOSE AROUND A MEMBER OF THE WOVEN WIRE.

EROSION CONTROL AROUND INLET
NO SCALE



- NOTES:**
1. FILTER FRAMES FOR SEDIMENT BAGS SHALL BE SHAPED TO FIT INTO THE REQUIRED INLET OR MANHOLE FRAME AND GRATES. THE FILTER FRAME SHALL HAVE AN OVERFLOW FEATURE. THE SEDIMENT BAGS SHALL HAVE A SUPPORTING NET CAPABLE OF SUPPORTING A FULL SEDIMENT BAG.
 2. CONTRACTOR WILL BE REQUIRED TO CHECK AND EMPTY SEDIMENT BAGS AFTER EACH RAIN AND AT SUCH INTERVALS NEEDED TO CONTROL SILT BUILDUP. THE CONTRACTOR SHALL REPLACE ANY DAMAGED SEDIMENT BAGS WHEN DISCOVERED.

INLET SEDIMENT BAG INSTALLATION
NO SCALE

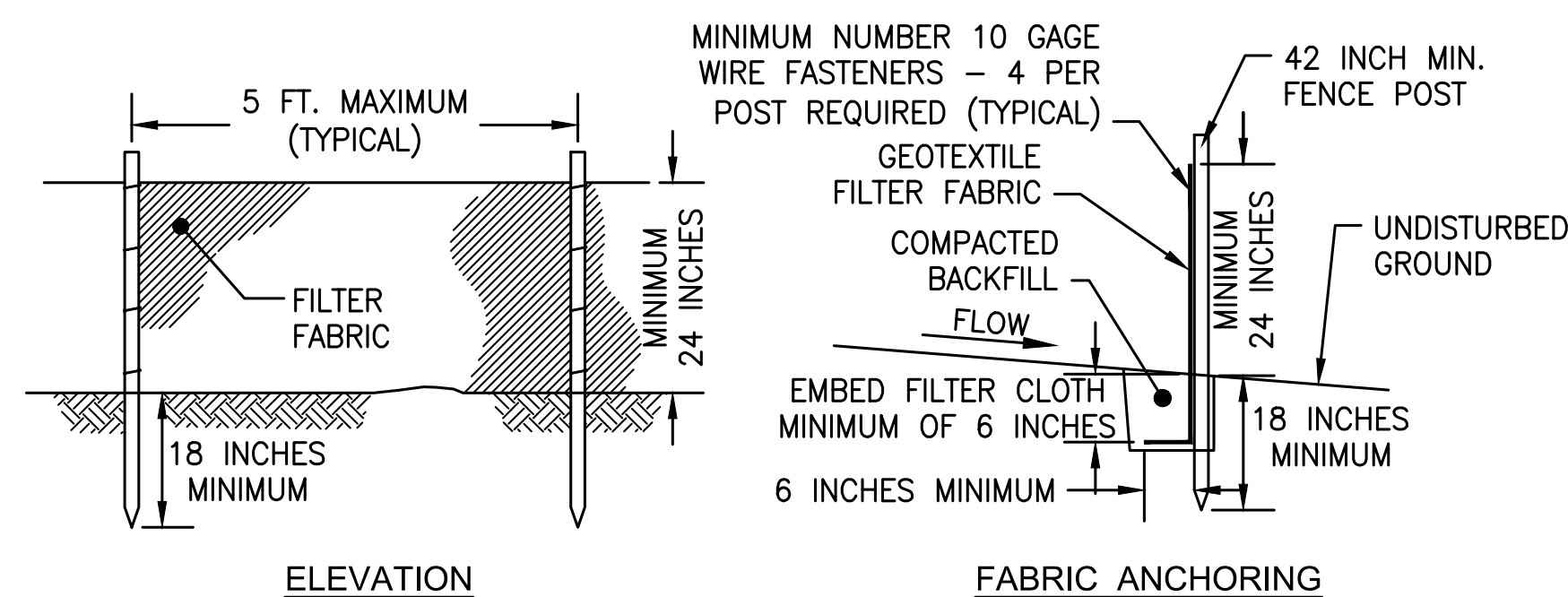


- NOTES:**
1. FRAME TOP FLANGE FABRICATED FROM 1/2 INCH FLAT STOCK. BASE RIM FABRICATED FROM 1 1/2 INCH BY 1/2 INCH BY 1/8 INCH CHANNEL. ALL DOMESTIC STEEL CONFORMING TO ASTM-A36.
 2. SEDIMENT BAG FABRICATED FROM 4 OUNCE/SQUARE YARD NON-WOVEN POLYPROPYLENE GEOTEXTILE REINFORCED WITH POLYESTER MESH. BAG SECURED TO BASE RIM WITH A STAINLESS STEEL STRAP AND LOCK.
 3. UNIT SHALL COMPLY WITH THE REQUIREMENTS OF THE IDOT STANDARD SPECIFICATIONS FOR ROAD AND BRIDGE CONSTRUCTION, LATEST EDITION AND ASTM D-8057.
 4. REMOVE SEDIMENT FROM BAG WHEN BAG IS 2/3 FULL.

SEDIMENT BAG FILTER AND FRAME
NO SCALE

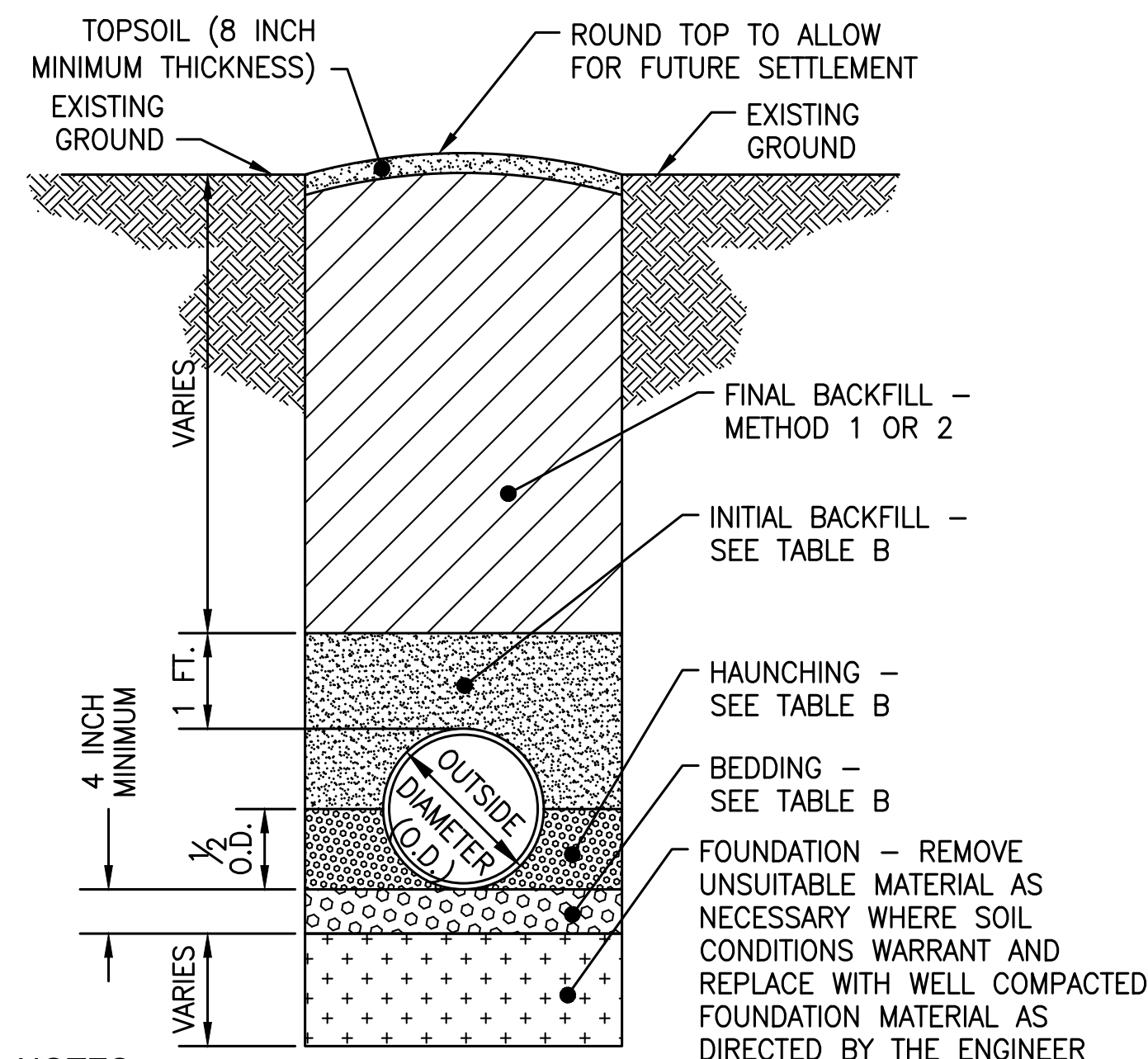
TRENCH EXCAVATION AND BACKFILL NOTES

1. ALL TRENCH EXCAVATION AND BACKFILL WORK SHALL COMPLY WITH THE APPLICABLE REQUIREMENTS OF THE "STANDARD SPECIFICATIONS FOR WATER AND SEWER MAIN CONSTRUCTION IN ILLINOIS" LATEST EDITION, AND THE NOTES AND DETAILS CONTAINED IN THESE PLANS. BEDDING, INITIAL BACKFILL AND FINAL BACKFILL SHALL BE IN ACCORDANCE WITH THE STANDARD DETAILS AND SECTION 20 OF THE "STANDARD SPECIFICATIONS FOR WATER AND SEWER MAIN CONSTRUCTION IN ILLINOIS" LATEST EDITION.
2. ALL EXCAVATIONS SHALL BE PROTECTED BY SHORING, BRACING, SHEETING, UNDERPINNING, TRENCH BOXES OR OTHER METHODS TO PREVENT CAVE-IN OR LOOSE SOIL FROM FALLING INTO TRENCHES.
3. PROVIDE COMPACTED SELECTED GRANULAR MATERIAL FOR INITIAL AND FINAL BACKFILL WHEN THE INNER EDGE OF A TRENCH OR MANHOLE EXCAVATION IS BENEATH OR WITHIN 2 FEET OF ANY PROPOSED OR EXISTING PAVEMENT, CURB, SHOULDER OR SIDEWALK (METHOD 1).
4. CONTROLLED LOW STRENGTH MATERIAL (CLSM) BACKFILL (FLOWABLE FILL) MAY BE SUBSTITUTED FOR SELECTED GRANULAR TRENCH BACKFILL MATERIAL.
5. THE DENSITY OF THE TRENCH BACKFILL MUST BE DETERMINED AT (2) FOOT INTERVALS OF THE BACKFILL CONSTRUCTION AND TEST RESULTS SHALL BE PROVIDED TO THE VILLAGE ENGINEER. TESTS SHALL BE TAKEN AT NOT LESS THAN 100 FOOT INTERVALS ALONG THE TRENCH AND EVERY TRENCH LESS THAN 100 FEET IN LENGTH SHALL BE TESTED.



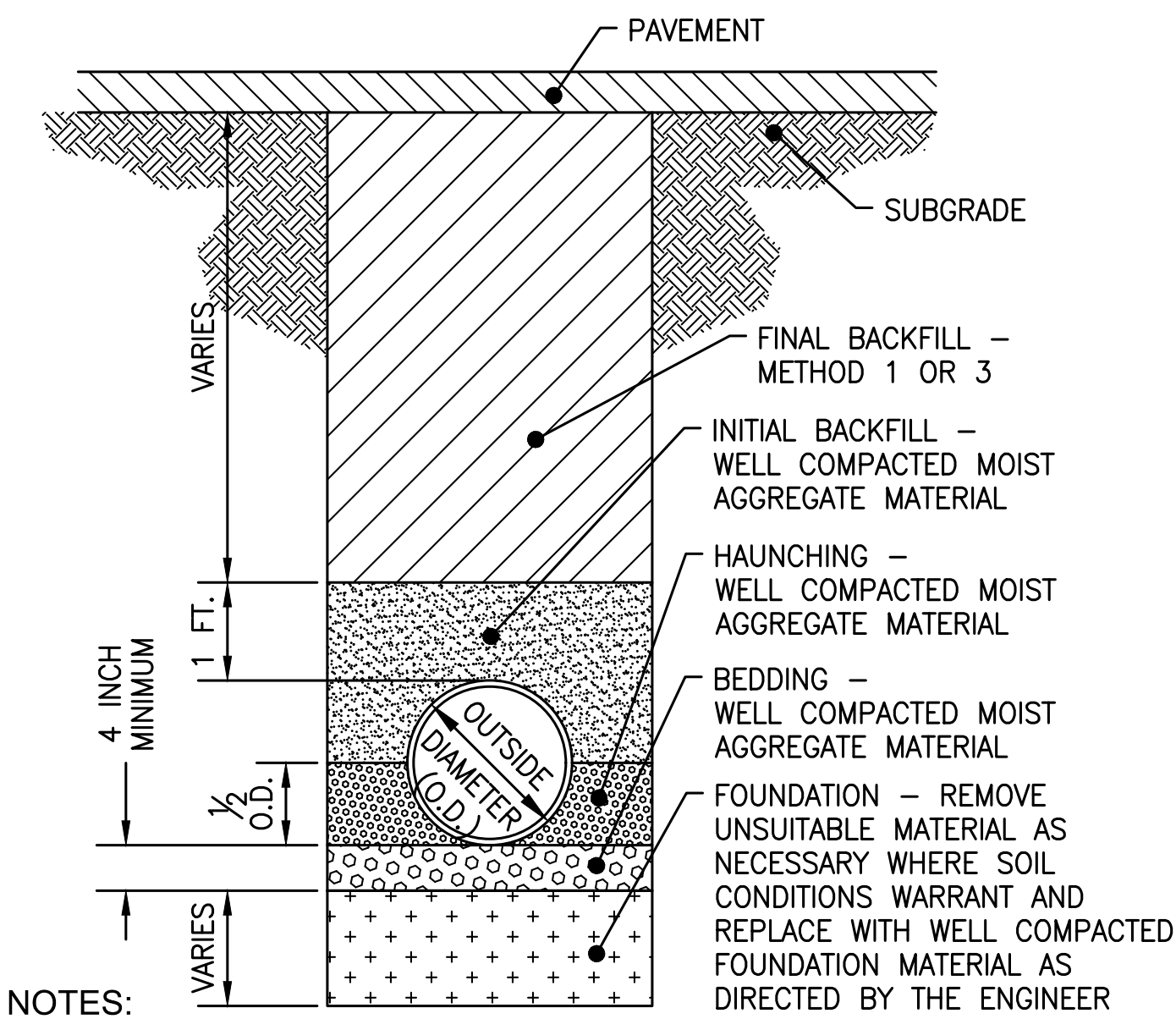
- NOTES:**
1. TEMPORARY SEDIMENT FENCE SHALL BE INSTALLED PRIOR TO ANY GRADING WORK IN THE AREA TO BE PROTECTED. THEY SHALL BE MAINTAINED THROUGHOUT THE CONSTRUCTION PERIOD AND REMOVED IN CONJUNCTION WITH THE FINAL GRADING AND SITE STABILIZATION.
 2. FILTER FABRIC SHALL MEET THE REQUIREMENTS OF MATERIAL SPECIFICATION 592 GEOTEXTILE TABLE 1 OR 2, CLASS 1 WITH EQUIVALENT OPENING SIZE OF AT LEAST 30 FOR NONWOVEN AND 50 FOR WOVEN.
 3. FENCE POSTS SHALL BE EITHER STANDARD STEEL POST OR WOOD POST WITH A MINIMUM CROSS-SECTIONAL AREA OF 3.0 SQUARE INCHES.

PERIMETER BARRIER SILT FENCE
NO SCALE



- NOTES:**
- METHOD 1 FINAL BACKFILL: 12 INCH MAXIMUM LIFTS WITH MATERIAL EXCAVATED FROM THE TRENCH AND COMPACT BY RAMMING OR TAMPING TO 85% STANDARD PROCTOR DENSITY.
- METHOD 2 FINAL BACKFILL: INUNDATION AND WATER JETTING; REFER TO DIVISION II, SECTION 20 OF THE "STANDARD SPECIFICATIONS FOR WATER AND SEWER MAIN CONSTRUCTION IN ILLINOIS" LATEST EDITION.
- NON-PAVEMENT AREA: ALL AREAS NOT BENEATH OR WITHIN TWO (2) FEET OF OR EXISTING PROPOSED PAVEMENTS, CURBS, SHOULDERS OR SIDEWALKS. REFER TO TABLE A FOR NON-FINAL BACKFILL COMPACTION REQUIREMENTS.
- REFER TO TABLE B FOR TYPES OF BACKFILL MATERIALS UTILIZED.

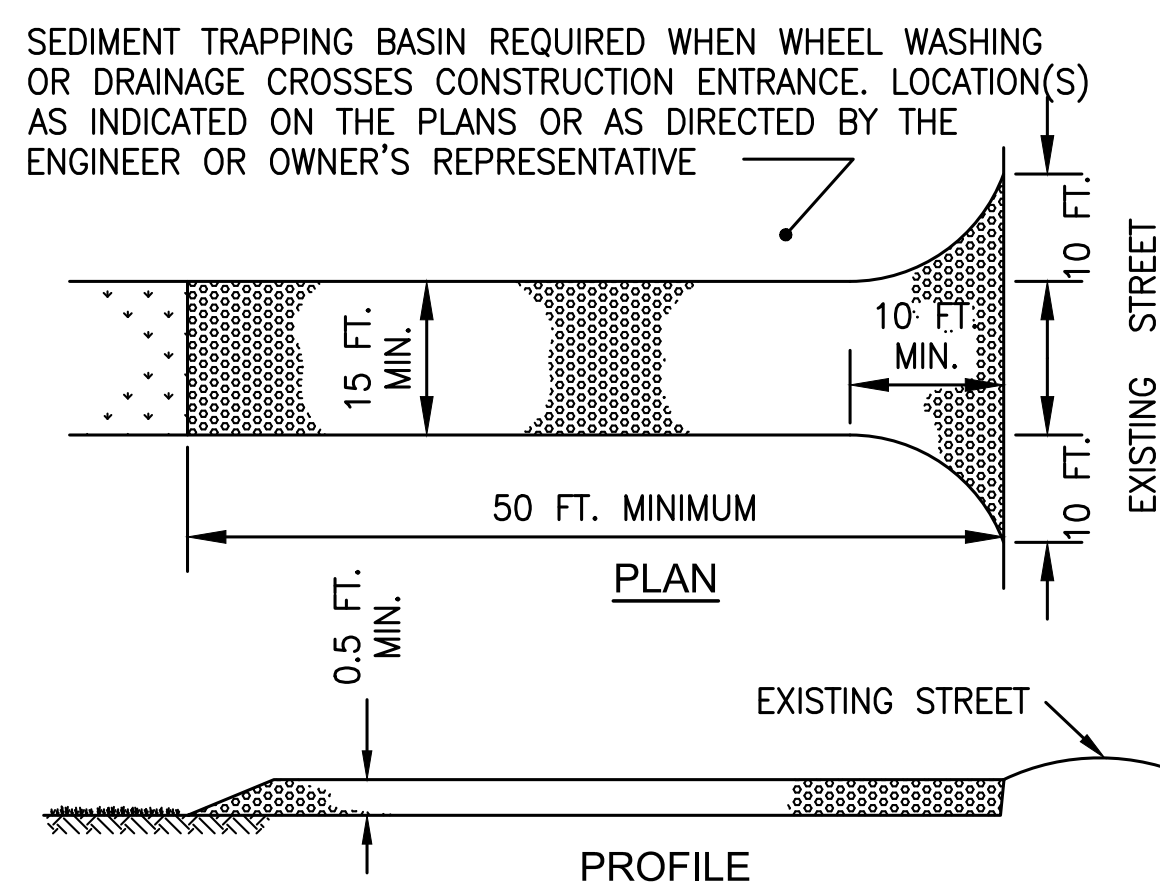
TRENCH BACKFILL FOR NON-PAVEMENT AREAS
NO SCALE



- NOTES:**
- METHOD 1 FINAL BACKFILL: SELECTED GRANULAR MATERIAL SHALL BE MOIST AGGREGATE MATERIAL MEETING THE REQUIREMENTS OF TABLE A, SHALL BE DEPOSITED IN UNIFORM LAYERS NOT EXCEEDING SIX (6) INCH THICKNESS (LOOSE MEASURE), AND EACH LAYER SHALL BE COMPACTED TO 95% STANDARD PROCTOR DENSITY.
- METHOD 3 FINAL BACKFILL: CONTROLLED LOW STRENGTH MATERIAL (FLOWABLE FILL). REFER TO DIVISION II, SECTION 20 OF THE "STANDARD SPECIFICATIONS FOR WATER AND SEWER MAIN CONSTRUCTION IN ILLINOIS" LATEST EDITION.
- REFER TO TABLE A FOR NON-FINAL BACKFILL COMPACTION REQUIREMENTS.
- PAVEMENT AREAS: BENEATH OR WITHIN TWO (2) FEET OF EXISTING OR PROPOSED PAVEMENTS, CURBS, SHOULDERS, OR SIDEWALKS.

TRENCH BACKFILL FOR PAVEMENT AREAS
NO SCALE

- NOTES:**
1. STONE SIZE - USE 2 INCH DIAMETER OR RECLAIMED OR RECYCLED CONCRETE EQUIVALENT.
 2. LENGTH - AS REQUIRED, BUT NOT LESS THAN FIFTY (50) FEET LONG (EXCEPT ON A SINGLE RESIDENCE LOT WHERE A 30 FOOT MINIMUM LENGTH MAY APPLY).
 3. THICKNESS - NOT LESS THAN SIX (6) INCHES.
 4. WIDTH - TEN (10) FOOT MINIMUM, BUT NOT LESS THAN THE FULL WIDTH AT POINTS WHERE INGRESS AND EGRESS OCCUR.
 5. FILTER CLOTH - WILL BE PLACED OVER THE ENTIRE AREA PRIOR TO PLACING OF STONE. FILTER WILL NOT BE REQUIRED ON A SINGLE FAMILY RESIDENCE LOT.
 6. SURFACE WATER - ALL SURFACE WATER FLOWING OR DIVERTED TOWARD CONSTRUCTION ENTRANCES SHALL BE PIPED ACROSS THE ENTRANCE. IF PIPING IS IMPRACTICAL, THE FLOW SHOULD BE DIVERTED. AN APPROVED SEDIMENT TRAPPING DEVICE MAY BE REQUIRED BY THE ENGINEER'S OR OWNER'S REPRESENTATIVE. CONTRACTOR SHALL PROVIDE SHOP DRAWINGS FOR APPROVAL.
 7. MAINTENANCE - THE ENTRANCE SHALL BE MAINTAINED IN A CONDITION WHICH PREVENTS TRACKING OR FLOWING OF SEDIMENT ONTO PUBLIC RIGHTS-OF-WAY. THIS MAY REQUIRE PERIODIC TOP DRESSING WITH ADDITIONAL STONE AS CONDITIONS DEMAND AND REPAIR AND/OR CLEANOUT OF ANY MEASURES USED TO TRAP SEDIMENT. ALL SEDIMENT SPILLED, DROPPED, WASHED OR TRACKED ONTO PUBLIC RIGHTS-OF-WAY MUST BE REMOVED IMMEDIATELY. PERIODIC INSPECTION AND NEEDED MAINTENANCE SHALL BE PROVIDED AFTER EACH RAIN.
 8. WASHING - WHEELS AND UNDERSIDE OF VEHICLES SHALL BE CLEANED TO REMOVE SEDIMENT PRIOR TO ENTRANCE ONTO PUBLIC RIGHTS-OF-WAY. WHEN WASHING IS REQUIRED, IT SHALL BE DONE ON AN AREA STABILIZED WITH STONE AND WHICH DRAINS INTO A SEDIMENT TRAPPING DEVICE AS APPROVED BY THE ENGINEER OR OWNER'S REPRESENTATIVE.
 9. CONTRACTOR MAY LOCATE CONSTRUCTION ENTRANCES TO ACCOMMODATE CONSTRUCTION ACTIVITIES. CONTRACTOR SHALL OBTAIN APPROVAL FROM THE PUBLIC ROAD AUTHORITY HAVING JURISDICTION PRIOR TO INSTALLATION. WHEN CONSTRUCTION ENTRANCES MUST BE LOCATED IN AREAS WITH EXISTING STREET CURBS; WHERE POSSIBLE, LOCATE CONSTRUCTION ENTRANCES WHERE EXISTING STREET CURBS WILL BE REMOVED AS PART OF THE PROJECT. EXISTING STREET CURBS TO REMAIN MUST BE PROTECTED FROM DAMAGE IN AN APPROPRIATE MANNER SUCH AS RAMPS BUILT OF 6 INCH BY 6 INCH POSTS, 4 INCH BY 4 INCH POSTS AND 2 INCH BY 4 INCH TREATED LUMBER OR "COLD PATCH" OVER 4 INCH DIAMETER CONDUIT TO ALLOW GUTTER FLOW. CONTRACTOR SHALL REMOVE AND REPLACE ANY STREET CURBS DAMAGED DURING CONSTRUCTION.



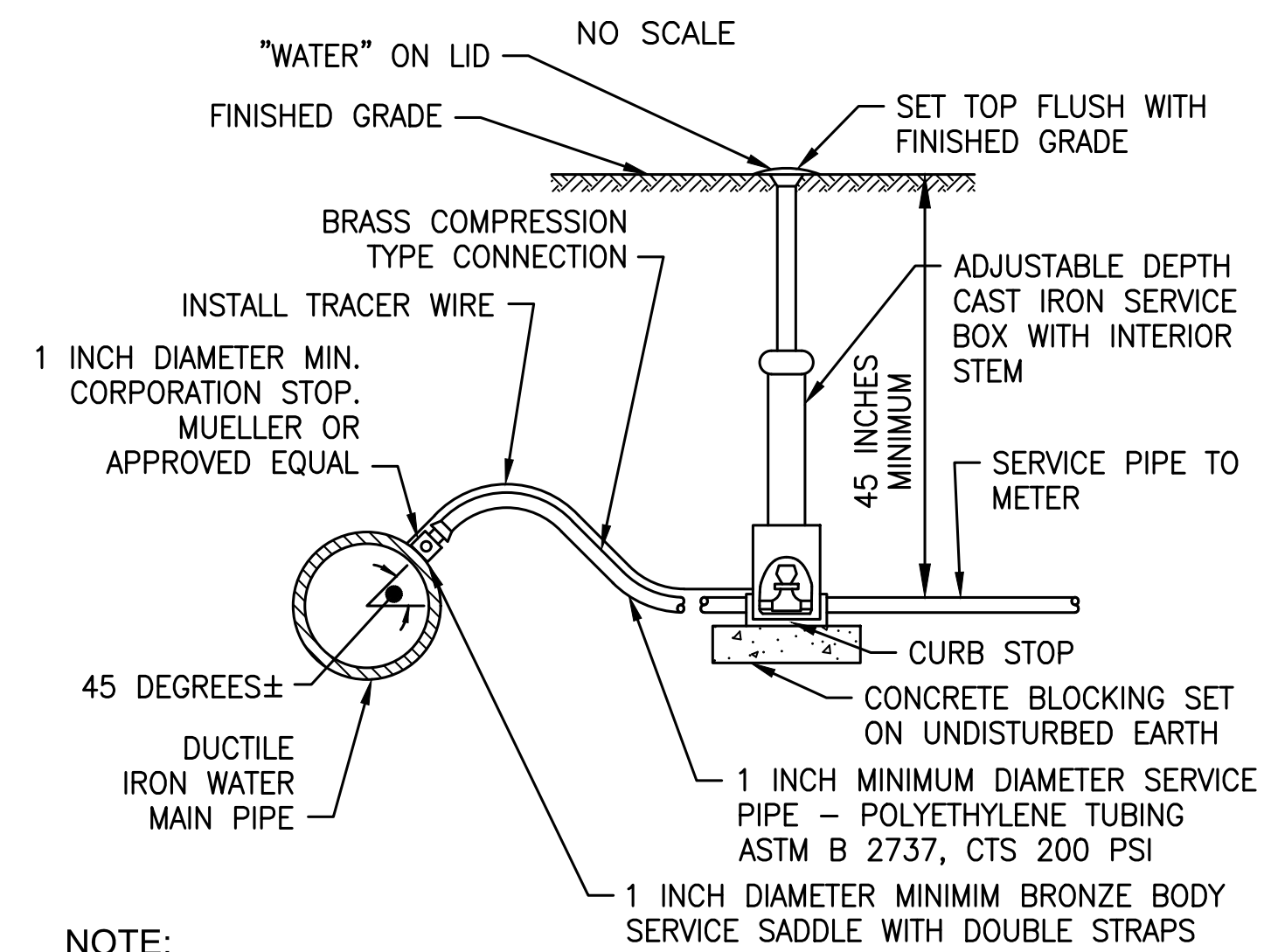
STABILIZED CONSTRUCTION ENTRANCE
NO SCALE

NO.	DATE	DESCRIPTION

B K B
 ENGINEERING
 301 N. NEIL STREET, SUITE 400 | CHAMPAIGN, IL 61820
 CELL 217.840.3546 | OFFICE 217.531.2971 | FAX 217.531.2211

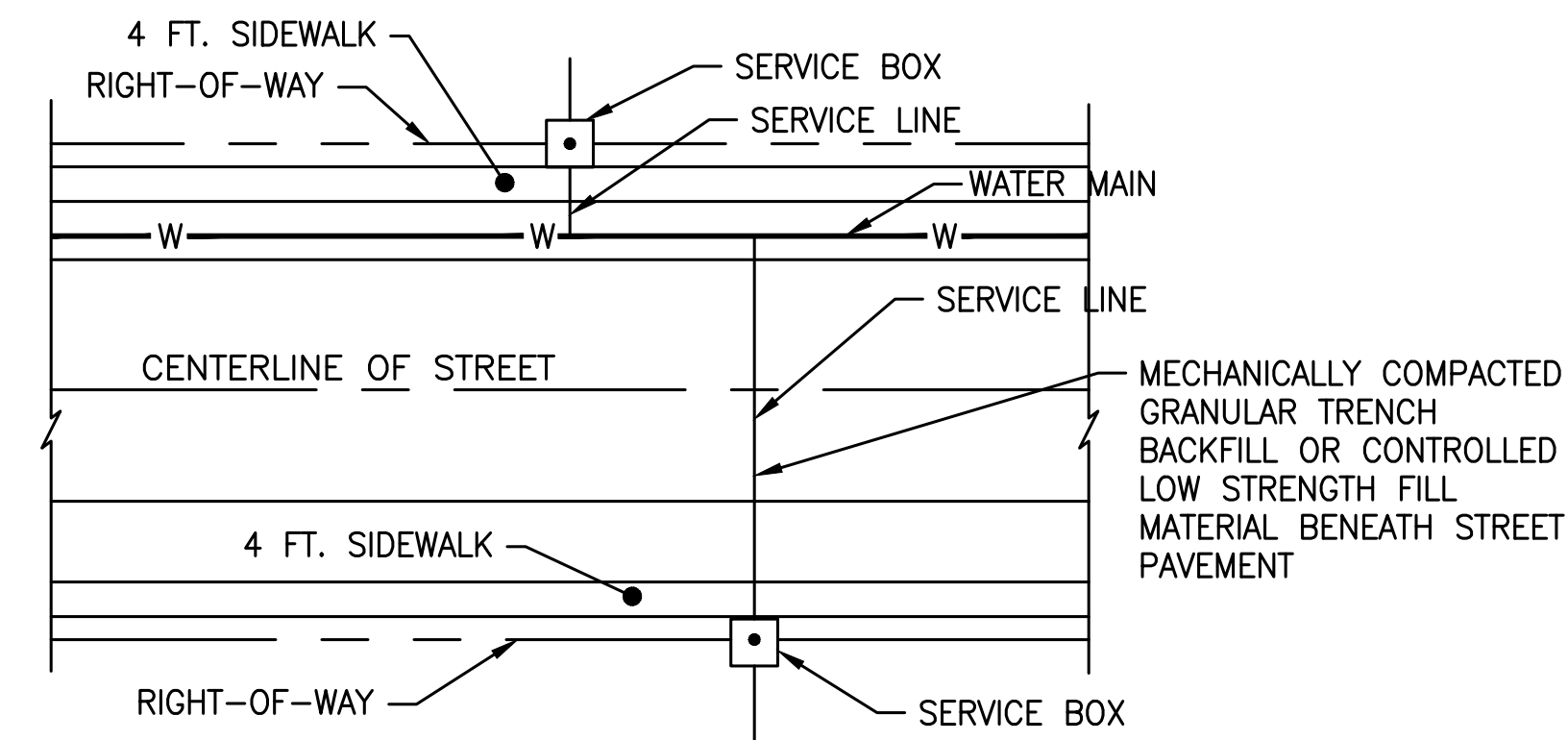
EROSION CONTROL DETAILS
 UNLIMITED VILLAS
 MAHOMET, ILLINOIS

PROJECT: 26-1801
 DESIGN BY: BKB
 DRAWN BY: BKB
 DATE: 7/21/21
 SHEET:



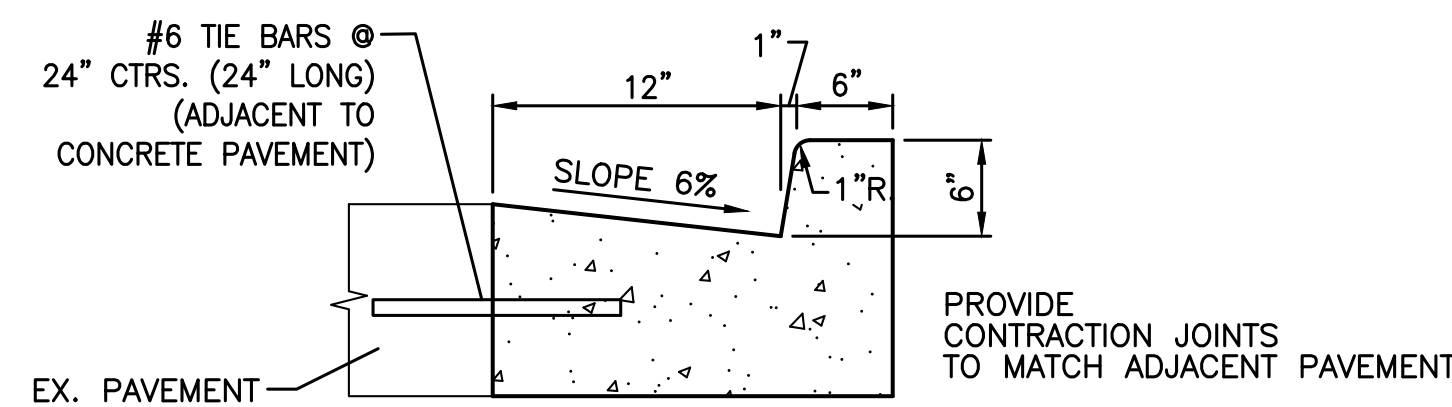
NOTE:
TRENCH BACKFILL SHALL BE CAREFULLY PLACED AND HAND TAMPED.

WATER SERVICE CORPORATION STOP AND CURB STOP WITH BOX AND SERVICE TUBING
NO SCALE

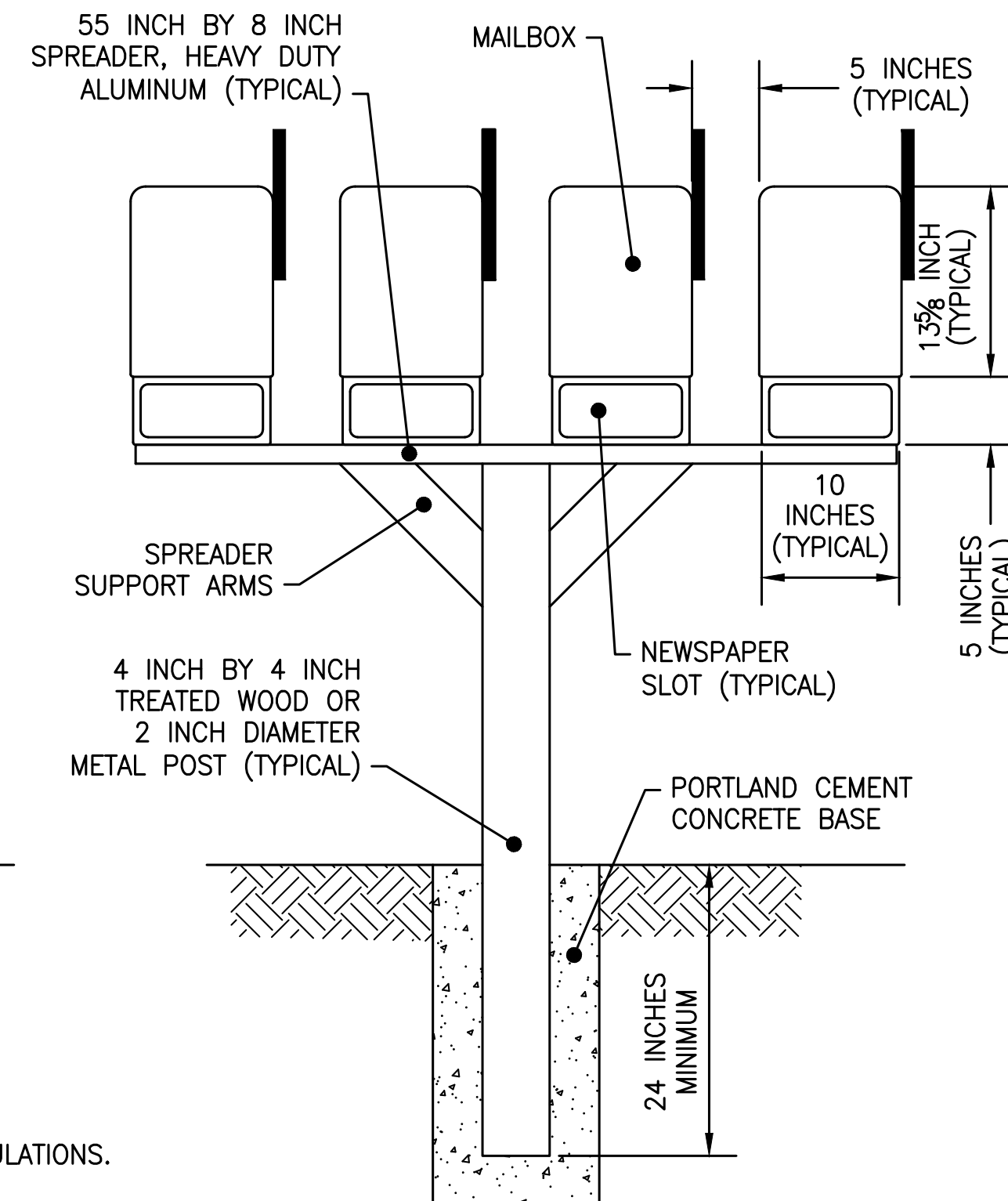
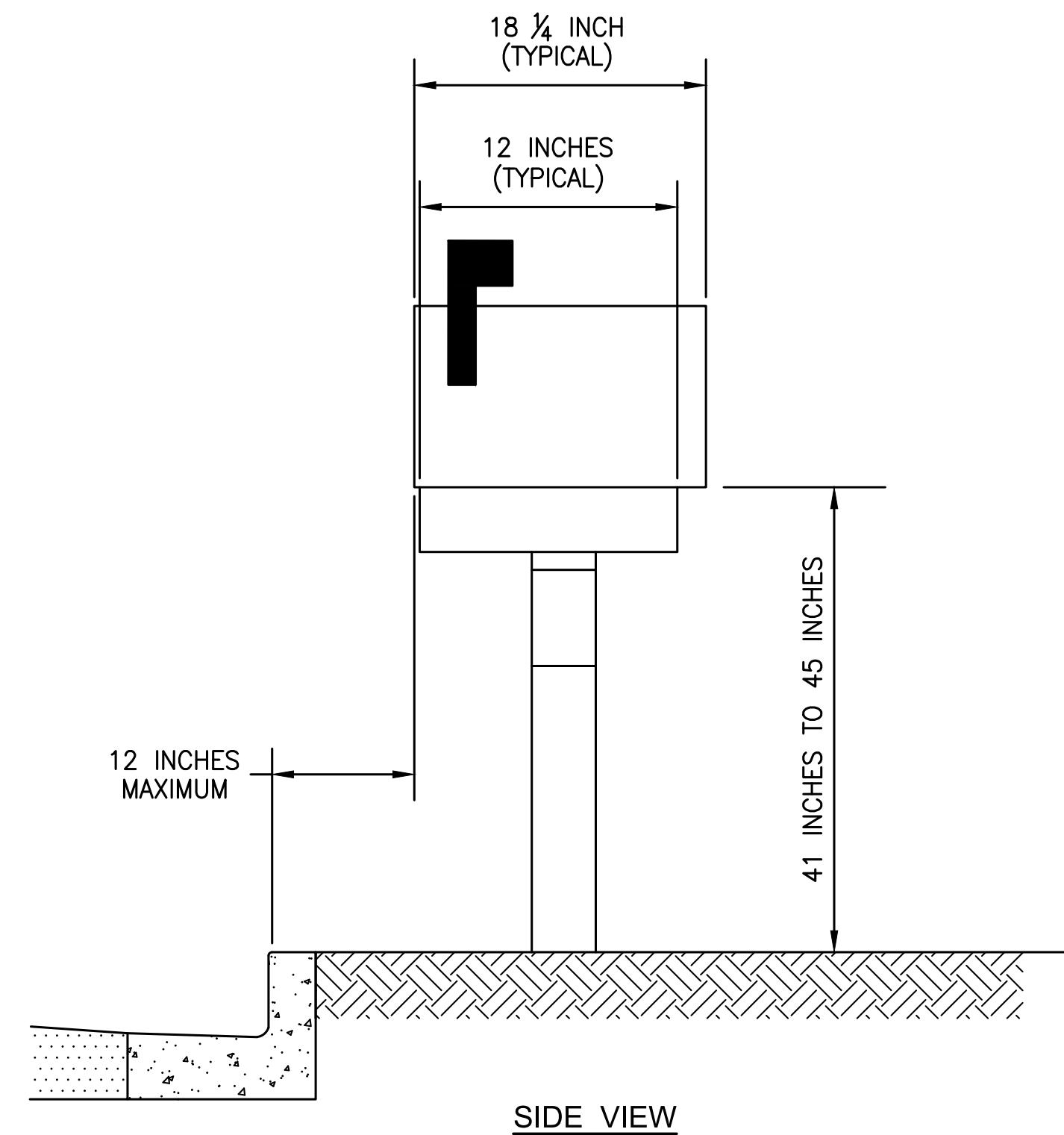


WATER SERVICE CONNECTIONS TO ALL LOTS FRONTING ON STREETS WITHIN THE DEVELOPMENT TO BE CONSTRUCTED BY THE DEVELOPER AS A PART OF THE SUBDIVISION PUBLIC IMPROVEMENTS.

WATER SERVICE SHUT-OFF VALVE LOCATIONS
NO SCALE



B-6.12 P.C. CONCRETE CURB & GUTTER (TYP.)



NOTES:

- MAILBOXES SHALL BE COMPLIANT WITH POSTAL SERVICE REGULATIONS.
- DO NOT OBSTRUCT FIRE HYDRANTS WITH MAIL BOXES.
- PLACE ADDRESS UPON MAILBOX WITH LETTERING NOT LESS THAN 1 INCH IN HEIGHT.
- COORDINATE MAILBOX LOCATIONS WITH POSTMASTER.
- DO NOT PLACE MAILBOXES ALONG THE "BUBBLE" OF A CUL-DE-SAC STREET.

TYPICAL MAILBOX CLUSTERING DETAIL
NO SCALE

WATER SERVICE LINE NOTES

- ALL WATER SERVICE LINE MATERIALS, CONSTRUCTION, STERILIZATION, AND TESTING SHALL CONFORM TO THE REQUIREMENTS OF THE "STANDARD SPECIFICATIONS FOR WATER AND SEWER MAIN CONSTRUCTION IN ILLINOIS", LATEST EDITION, SHALL COMPLY WITH THE PROVISIONS OF AWWA C600 AND AWWA C651, AND THE NOTES AND DETAILS CONTAINED IN THESE PLANS.
- ABIDE BY ANY CONDITION(S) OF ACCEPTANCE IMPOSED BY THE ILLINOIS ENVIRONMENTAL PROTECTION AGENCY OR THE MUNICIPAL AGENCY TO WHICH THE WATER SERVICE LINE IS CONNECTED. NO WATER SERVICE LINE SHALL BE PLACED INTO SERVICE UNTIL LABORATORY TESTS REVEAL THAT THE WATER SERVICE LINE HAS BEEN PROPERLY STERILIZED.
- ALL MATERIAL INCORPORATED INTO THE PROJECT SHALL BE INSTALLED IN STRICT ACCORDANCE WITH THE MANUFACTURER'S INSTALLATION INSTRUCTIONS.
- WATER SERVICE LINES 3 INCHES DIAMETER AND LARGER SHALL BE DUCTILE IRON PIPE THICKNESS CLASS 50, PRESSURE CLASS 350, CEMENT LINED INSIDE AND OUTSIDE COATED (ANSI A21.4 AWWA C151 AND C104), WITH RUBBER GASKETED PUSH ON JOINTS MEETING (ANSI A21.11 AWWA C111). WHERE INDICATED ON PLANS MECHANICAL JOINT (ANSI A2.11 AWWA C111) SHALL BE INSTALLED. PIPE SHALL BE NSF CERTIFIED.
- ALL SERVICE PIPES 2 INCHES IN DIAMETER AND SMALLER SHALL BE COPPER WATER TUBE SIZE POLYETHYLENE TUBING SDR-9, MINIMUM 1 INCH DIAMETER, FOR UNDERGROUND SERVICE, CONFORMING TO ASTM B 2737. THE PIPE SHALL BE MARKED WITH THE MANUFACTURER'S NAME OR TRADEMARK AND MARK INDICATIVE OF HORIZONTAL AND VERTICAL LOCATION MEASUREMENTS SHALL BE PROVIDED TO THE VILLAGE ENGINEER OF THE TYPE OF PIPE.
- MAINTAIN MINIMUM HORIZONTAL AND VERTICAL SEPARATION BETWEEN WATER SERVICE LINES AND SEWER AT ALL TIMES. MAINTAIN MINIMUM 10 FEET HORIZONTAL SEPARATION AND 18 INCH VERTICAL SEPARATION PER SECTION 41-2.01 AND STANDARD DRAWINGS 18 THROUGH 24 OF THE STANDARD SPECIFICATIONS. UTILIZE SECONDARY CASING WHEN REQUIRED FOR COMPLIANCE WITH SEPARATION REQUIREMENTS.
- MINIMUM COVER SHALL BE 45 INCHES. DEPTH SHALL BE VARIED AS NECESSARY TO ACCOMMODATE CROSSINGS WITH OTHER UTILITIES. MAXIMUM COVER SHALL BE 60 INCHES.
- COORDINATE ALL CONNECTIONS TO EXISTING WATER MAINS WITH VILLAGE OF MAHOMET STAFF.
- ALL WATER SERVICE LINE TRENCHES SHALL BE A MAXIMUM OF 6 INCHES IN WIDTH.
- PROVIDE TRACER WIRE: SINGLE CONDUCTOR #12 AWG SOLID COPPER WIRE WITH 30 MIL HDPE JACKETING, BLUE IN COLOR, TAPED OR LAID ON TOP OF ALL WATER SERVICE LINES BETWEEN WATER MAIN AND THE SERVICE BOX.
- SERVICE BOXES SHALL BE OF THE BEST QUALITY CAST IRON, WITH THE BASE OF AMPLE SIZE TO COMPLETELY HOUSE THE SERVICE STOP, AND OF SUCH CONSTRUCTION THAT IT SHALL BE CAPABLE OF EXTENSION FROM A MINIMUM OF THREE (3) FEET, SIX (6) INCHES IN LENGTH, TO A MAXIMUM OF SIX (6) FEET, SIX (6) INCHES IN LENGTH. BOXES SHALL BE 2-1/2 INCHES IN DIAMETER FOR STOPS 1-1/4 INCHES AND SMALLER, AND SHALL BE THREE (3) INCHES IN DIAMETER FOR STOPS OVER 1-1/4 INCHES. BOXES SHALL BE FURNISHED WITH A CAST IRON COVER LABELED "WATER."
- ALL CORPORATION STOPS AND CURB STOPS SHALL BE FABRICATED OF BRASS AND SHALL BE PROVIDED WITH OUTLETS SUITABLE FOR COPPER CONNECTIONS. CURB STOPS SHALL BE OF THE ROUNDWAY TYPE. FITTINGS SHALL BE COPPER AND OF THE COMPRESSION TYPE.
- VALVES FOR 3 INCH DIAMETER AND LARGER WATER SERVICE LINES SHALL BE 200 PSI RATED IRON BODY RESILIENT SEAL GATE VALVES COMPLYING WITH AWWA C509 WITH INTERIOR FERROUS SURFACE EPOXY COATED (MINIMUM 8 MILLIMETER THICKNESS) INTERIOR SURFACES PER AWWA C-550 AND SHALL BE NSF CERTIFIED. GATE VALVES SHALL HAVE A 2 INCH OPERATING NUT, O-RING SEAL, VERTICAL NON-RISING BRONZE STEM, AND SHALL OPEN BY TURNING COUNTER-CLOCKWISE. VALVE SHALL BE DESIGNED FOR 200 PSI WATER WORKING PRESSURE AND 400 PSI TEST PRESSURE WITH MECHANICAL JOINT ENDS.
- VALVE BOXES SHALL BE 3/8 INCHES MINIMUM THICKNESS CAST IRON WITH 5/8 INCH DIAMETER MINIMUM SHAFT. PLASTIC CENTERING INSERTS SHALL BE PROVIDED FOR ALL VALVE BOXES. VALVE BOXES SHALL BE ADJUSTABLE SCREW TYPE, AND CONSIST OF A BASE, BOTTOM SECTION, TOP SECTION, AND LID. A VALVE BOX SHALL BE PROVIDED FOR EVERY VALVE, CENTERED OVER THE OPERATING NUT OF THE VALVE.
- UTILIZE MUELLER BR2B SERIES BRONZE BODY SERVICE SADDLES OR APPROVED EQUALS WITH DOUBLE STAINLESS STEEL STRAPS. SADDLES SHALL COMPLY WITH AWWA C800 AND BE NSF 61 CERTIFIED.
- PERFORMING WET TAPS OF 4 INCH DIAMETER NOMINAL SIZE AND LARGER SHALL BE SCHEDULED IN ADVANCE WITH THE VILLAGE WATER SUPERINTENDENT. ALL TAPPING SLEEVES AND OTHER MATERIALS SHALL BE APPROVED IN ADVANCE BY THE VILLAGE WATER SUPERINTENDENT.

NO.	DATE	DESCRIPTION

B K B
ENGINEERING
301 N. NEIL STREET, SUITE 400 | CHAMPAIGN, IL 61820
CELL 217.840.3546 | OFFICE 217.531.2971 | FAX 217.531.2211

SITE DETAILS
UNLIMITED VILLAS
MAHOMET, ILLINOIS

PROJECT: 26-1801
DESIGN BY: BKB
DRAWN BY: BKB
DATE: 7/21/21
SHEET:

**A RESOLUTION FOR THE BOARD OF TRUSTEES
CONCERNING CONSTRUCTION PLANS FOR UNLIMITED VILLAS SUBDIVISION
(REPLAT OF BRIDLEBROOK DEVELOPMENT TRACT SUBDIVISION LOT 102)
VILLAGE OF MAHOMET, CHAMPAIGN COUNTY, ILLINOIS**

- WHEREAS,** the Board of Trustees of the Village of Mahomet, pursuant to the authority conferred by the Statutes of the State of Illinois, has established certain standards and procedures for review and approval of subdivisions within the Corporate Limits of the Village of Mahomet, Illinois and within one and one-half miles thereof; and,
- WHEREAS,** the developer (Unlimited Holdings, LLC – Properties, an Illinois limited liability company) of the proposed Unlimited Villas Subdivision submitted certain documents, including a Final Plat and construction plans, for review and approval by the Village of Mahomet; and,
- WHEREAS,** the current landowner of the property, to be platted as Unlimited Villas Subdivision by the developer, applied for termination of the Planned Unit Development (PUD) and the required public hearing was held before the Plan and Zoning Commission on September 7, 2021; and,
- WHEREAS,** the developer and all eight property owners of the current villas homes support the termination of the PUD and the related development plan; and,
- WHEREAS,** the developer acknowledges that the submitted plat and construction plans are not entirely consistent with the Amended Development Plan of the underlying Planned Unit Development but has the support of the eight (8) adjacent villa property owners to develop and plat as presented; and,
- WHEREAS,** the developer recognizes that he is incurring some risk proceeding with the development prior to the termination of the PUD; and,
- WHEREAS,** the prior recorded covenants prohibit development of the subject property until a final plat is approved by the Board of Trustees and such was approved on September 14, 2021; and,
- WHEREAS,** Village staff, Village Engineer and Village Attorney reviewed the Construction Plans and supporting technical documents for the Unlimited Villas Subdivision and found that subject to minor modifications, the documents are satisfactory and in a form that complies with the Village of Mahomet Subdivision Ordinance requirements, and made recommendations concerning approval of said Replat; and,
- WHEREAS,** the developer submitted all required documents per Ordinance; and,

BE IT THEREFORE RESOLVED this 26th day of July, 2022, by the Board of Trustees of the Village of Mahomet, that:

- A. The Board of Trustees does hereby **APPROVE** the Construction Plans for the **Unlimited Villas Subdivision** and does hereby authorize staff signatures on said Plans.
- B. Developer, Unlimited Holdings, LLC – Properties, an Illinois limited liability company, acknowledges that it is incurring some risk proceeding with the development prior to the termination of the PUD and said developer shall hold the Village harmless as to said risk.
- C. The approval of the Construction Plans above is subject to the following conditions:
 1. Submission of all supporting documentation in proper form.

2. Provision of performance bond and surety in compliance with Village Ordinances prior to recording of the final plat.

PASSED this 26th day of July, 2022 by the Board of Trustees of the Village of Mahomet, Illinois.

APPROVED: _____
President, Board of Trustees
Date

ATTESTED: _____
Village Clerk
Date



VILLAGE OF MAHOMET MONTHLY MEETING SCHEDULE AUGUST 2022



Sun	Mon	Tue	Wed	Thu	Fri	Sat
		2 PLAN & ZONING 7:00 P.M.	3	4	5	6
7	8	9 STUDY SESSION 6:00PM	10	11	12	13
14	15	16 STUDY SESSION 6:00 P.M.	17	18	19	20
21	22	23 BOARD OF TRUSTEES 6:00 P.M.	24	25	26 Mahomet Music Festival	27 Mahomet Music Festival
28	29	30	31		ALL MEETINGS ARE HELD AT THE VILLAGE OF MAHOMET ADMINISTRATION OFFICE 503 E. MAIN STREET MAHOMET, IL *(UNLESS OTHERWISE NOTED)	