



# DUVAL COUNTY PUBLIC SCHOOLS ARLINGTON MIDDLE

8141 Lone Star Rd, Jacksonville, FL 32211-5145  
904-720-1680

School Hours: 9:30 AM - 4:23 PM Grades: 06-08



**SUPERINTENDENT**  
Dr. Christopher Bernier  
bernierc@duvalschools.org

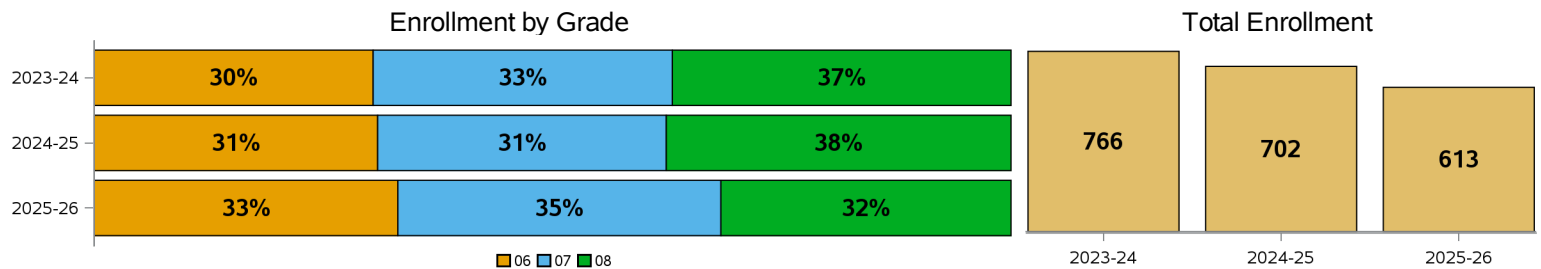
**BOARD MEMBER**  
Anthony Ricardo  
ricardoa@duvalschools.org

**REGIONAL SUPERVISOR**  
Jenifer Boatright  
raulersonj1@duvalschools.org

**PRINCIPAL**  
Scott Stuart  
stuart1@duvalschools.org

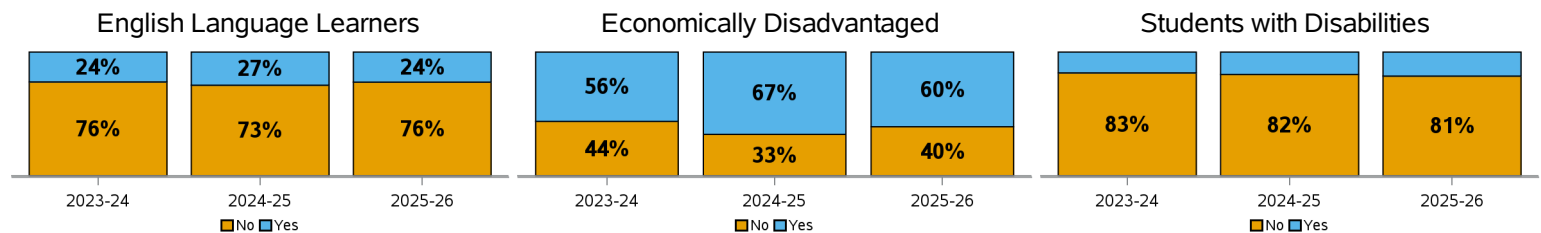
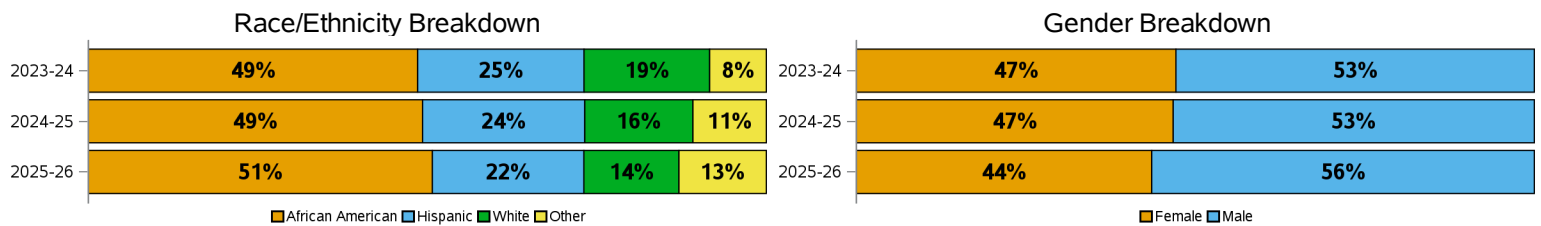
## ENROLLMENT

School Year	Enrollment	06	07	08
2023-24	766	233	250	283
2024-25	702	217	221	264
2025-26	613	203	216	194



## DEMOGRAPHICS

School Year	African American	Hispanic	White	Other	Female	Male	English Language	Economically Disadvantaged	Students with Disabilities
2023-24	49%	25%	19%	8%	47%	53%	24%	56%	17%
2024-25	49%	24%	16%	11%	47%	53%	27%	67%	18%
2025-26	51%	22%	14%	13%	44%	56%	24%	60%	19%



## SCHOOL GRADES

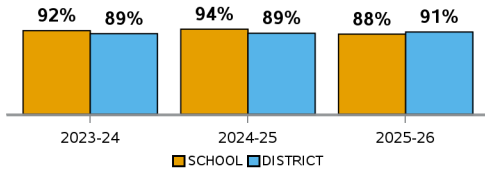
2022-23	2023-24	2024-25
D	C	C

# SCHOOL CLIMATE

Suspension Event % is determined by the number of total Referrals that had an Internal/Out of School event as part of the Referral.

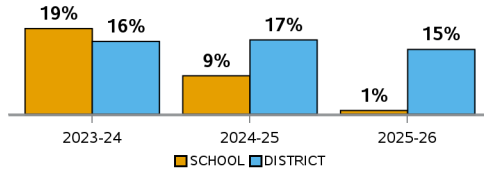
## Average Daily Attendance

	SCHOOL	DISTRICT
2023-24	92%	89%
2024-25	94%	89%
2025-26	88%	91%



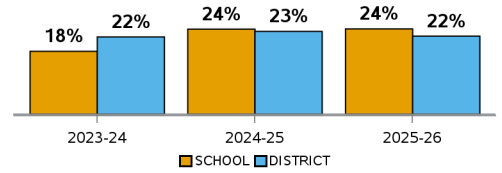
## Internal Suspension Events

	SCHOOL	DISTRICT
2023-24	19%	16%
2024-25	9%	17%
2025-26	1%	15%



## Out of School Suspension Events

	SCHOOL	DISTRICT
2023-24	18%	22%
2024-25	24%	23%
2025-26	24%	22%



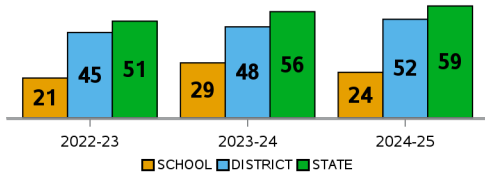
# STUDENT PERFORMANCE

Achievement - Percentage of full-year enrolled students who achieved a passing score (level 3+).

Gain - Percentage of full-year enrolled students who achieved a learning gain from the prior year to the current year. No gains were reported in 2022-23.

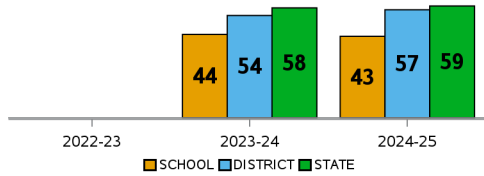
## ELA Achievement

	SCHOOL	DISTRICT	STATE
2022-23	21	45	51
2023-24	29	48	56
2024-25	24	52	59



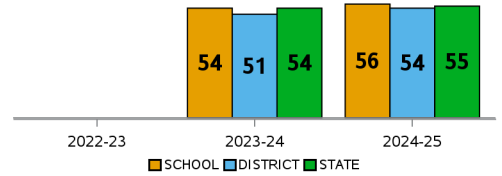
## ELA Gains

	SCHOOL	DISTRICT	STATE
2023-24	44	54	58
2024-25	43	57	59



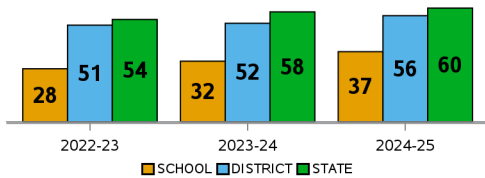
## ELA Gains (Bottom Quartile)

	SCHOOL	DISTRICT	STATE
2023-24	54	51	54
2024-25	56	54	55



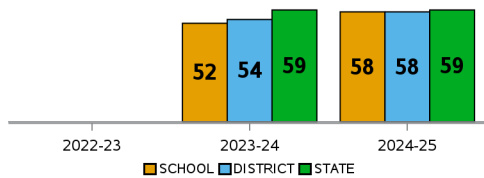
## Math Achievement

	SCHOOL	DISTRICT	STATE
2022-23	28	51	54
2023-24	32	52	58
2024-25	37	56	60



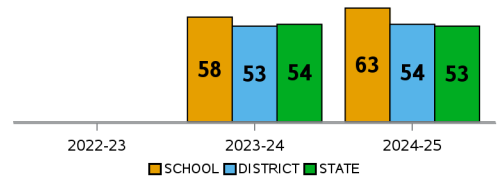
## Math Gains

	SCHOOL	DISTRICT	STATE
2023-24	52	54	59
2024-25	58	58	59



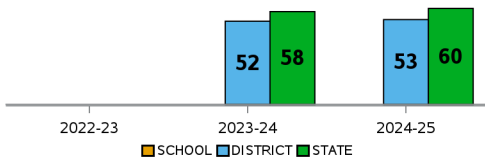
## Math Gains (Bottom Quartile)

	SCHOOL	DISTRICT	STATE
2023-24	58	53	54
2024-25	63	54	53



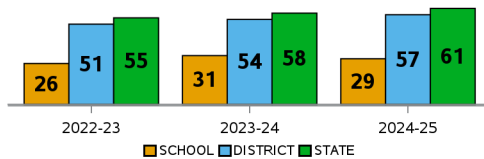
## ELA Grade 03 Achievement

	DISTRICT	STATE
2023-24	52	58
2024-25	53	60



## Science Achievement

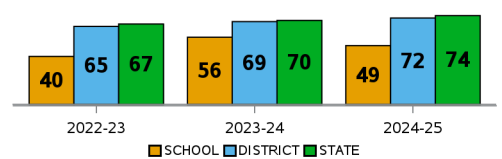
	SCHOOL	DISTRICT	STATE
2022-23	26	51	55
2023-24	31	54	58
2024-25	29	57	61



## Social Studies Achievement

Only applies for Middle & High School

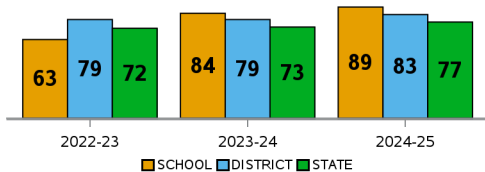
	SCHOOL	DISTRICT	STATE
2022-23	40	65	67
2023-24	56	69	70
2024-25	49	72	74



## Middle-School Acceleration

This is the percentage of 8th grade students who are proficient in a High School Honors Course, or earned an Industry Certification the prior year.

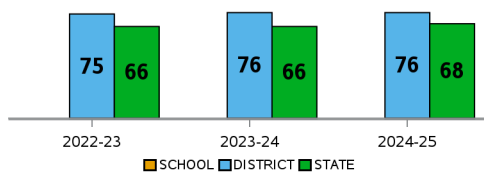
	SCHOOL	DISTRICT	STATE
2022-23	63	79	72
2023-24	84	79	73
2024-25	89	83	77



## College & Career Acceleration

Percentage of graduates who earned a Dual Enrollment College Credit, an Industry Certification or passed an AP, AICE, or IB exam.

	DISTRICT	STATE
2022-23	75	66
2023-24	76	66
2024-25	76	68



## Four-Year Graduation Rate

Percentage of Cohort students who graduated within 4 years.

	DISTRICT	STATE
2022-23	86	88
2023-24	87	88
2024-25	91	90

