

Arapahoe County School District Number Six

**LITTLETON
PUBLIC 
SCHOOLS**

**2025-2026
ADOPTED
BUDGET**



5776 South Crocker Street
Littleton, Colorado 80120
www.littletonpublicschools.net

COVER IMAGES: Clockwise from top, Education Services Center, Explorative Pathways for Innovative Careers (EPIC), and Powell Middle School.

LITTLETON PUBLIC SCHOOLS

(Arapahoe County School District Number Six)

Littleton, Colorado

Adopted Budget 2025–2026

Prepared by Financial Services

Jonathan Levesque
Chief Financial Officer

Stacey Wyatt
Director of Finance

THIS PAGE LEFT BLANK
INTENTIONALLY FOR
PRESENTATION PURPOSES

LITTLETON PUBLIC SCHOOLS
Littleton, Colorado

FISCAL YEAR 2025–2026 BUDGET
TABLE OF CONTENTS

Association of School Business Officials International (ASBO) Meritorious Budget Award vii

Executive Summary

Letter to Board of Education 1

Executive Summary 2

Organizational Section

Profile of the School District 23

Map of the School District 25

Colorado School Districts and Counties Map..... 26

Principal Officials 27

Organizational Chart 28

Strategic Plan 29

District Goals for School Improvement 30

Summary of Significant Accounting Policies 37

Budget Development Process 47

Budget Administration and Management Process 51

State Requirements and Administrative Policies 54

Resource Allocation for Learning Sites 56

General Fund Budget Structure 57

2025–2026 Budget Development Calendar 58

Financial Section

All Funds

Budget Facts, Assumptions, and Significant Trends 59

Budget Summary of All Funds for the Fiscal Year Ending June 30, 2026 63

Budget Appropriation Resolution Fiscal Year 2025–2026 65

All Funds—Comparative Budget Operations and Fund Balance Summary 67

All Funds—Comparative Budget Summaries 69

All Funds—Comparative Summary of Appropriations 70

All Funds—Forecast of Revenues, Expenditures, and Ending Fund Balance 71

Beginning and Ending Fund Balances for All Funds 72

General Fund

Comparative Budget Operations and Fund Balance Summary 74

Revenue Sources and Trends 76

Budgeted Revenues Summary 78

Revenue Graphs 79

Expenditures Overview 80

Expenditures by Service Area 82

Expenditures Graphs 83

2025–2026 Budget by Expenditure Category 84

Expenditures by Object 86

General Fund—Forecast of Revenues, Expenditures, and Ending Fund Balance 87

Budgeted Year-End Fund Balance Position as of June 30, 2026 88

LITTLETON PUBLIC SCHOOLS

Littleton, Colorado

Expenditures Budget Detail Introduction and Overview	89
Elementary Schools and Preschool Summary	90
Middle Schools Summary	107
High Schools Summary	113
Districtwide Instructional Fees and Gifts to Schools	119
Special Instruction Summary	120
Governance	125
Support Components	127
Learning Services	129
Safety, Security, and Operations	130
Human Resource Services	131
Transportation Services	132
Information and Technology Services	133
Financial Services	134
Other Funds	
Introduction—Overview	136
Risk Management Fund	137
Forecast of Revenues, Expenditures, and Ending Fund Balance	139
Debt Service Fund	140
Bond Redemption Fund	141
Forecast of Revenues, Expenditures, and Ending Fund Balance	143
Capital Projects Funds.....	144
Building Fund	149
Forecast of Revenues, Expenditures, and Ending Fund Balance	152
Capital Projects Fund.....	153
Forecast of Revenues, Expenditures, and Ending Fund Balance	155
Special Revenue Funds	156
Operations and Technology Fund	158
Maintenance Projects Descriptions	160
Forecast of Revenues, Expenditures, and Ending Fund Balance	162
Designated Purpose Grants Fund	163
Student Athletic, Activities, and Clubs Fund	165
Forecast of Revenues, Expenditures, and Ending Fund Balance	167
Nutrition Services Fund	168
Forecast of Revenues, Expenditures, and Ending Fund Balance	170
Extended Day Care Program Fund	171
Forecast of Revenues, Expenditures, and Ending Fund Balance	173
Component Units	
Charter Schools	175
Component Units—Charter Schools	176
Informational Section	
Major Revenue Sources	181
Actual Property Tax Rates and Collections	187
Bonds Amortization Schedule, Outstanding General Obligation Debt	188
Override Election Funding and Uses	190
Historical Comparison of Staff Retention Rates	191
Summary of Staffing	192

LITTLETON PUBLIC SCHOOLS
Littleton, Colorado

Demographics 194
Participation in Free and Reduced-Price Meal Plans 195
Student Enrollment Forecasting Methodology 197
Student Enrollment History and Forecast 198
Student Enrollment History by Location 199
Graduation and Completion Rates 200
Dropout Rates 201
Student Achievement 202
Community Reaction 207
Employee Benefit Costs 209
Colorado School Finance Act Compliance.....212
Colorado Department of Education Fiscal Year 2025–2026 Uniform Budget Summary215
Glossary of Terms and Acronyms 223

THIS PAGE LEFT BLANK
INTENTIONALLY FOR
PRESENTATION PURPOSES

LITTLETON PUBLIC SCHOOLS
Littleton, Colorado

ASSOCIATION OF SCHOOL BUSINESS OFFICIALS INTERNATIONAL (ASBO)
MERITORIOUS BUDGET AWARD



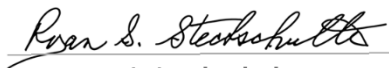
This Meritorious Budget Award is presented to:


ARAPAHOE COUNTY
SCHOOL DISTRICT #6
(LITTLETON PUBLIC SCHOOLS)

for excellence in the preparation and issuance of its budget
for the Fiscal Year 2024–2025.

The budget adheres to the principles and standards
of ASBO International's Meritorious Budget Award criteria.




Ryan S. Stechschulte
President


James M. Rowan, CAE, SFO
CEO/Executive Director

THIS PAGE LEFT BLANK
INTENTIONALLY FOR
PRESENTATION PURPOSES



EXECUTIVE SUMMARY

June 12, 2025

Board of Education
Littleton Public Schools
(Arapahoe County School District Number Six)
Littleton, Colorado

Dear Board of Education Members:

We are pleased to present the annual Adopted Budget of Arapahoe County School District Number Six, commonly known as Littleton Public Schools (LPS), for the fiscal year 2025–2026. The district has achieved the objective of providing a quality education to children while managing resources in a responsible manner. LPS has received a rating of Accredited with Distinction or Accredited by the Colorado Department of Education (CDE) every year since the rating was established in 2010.

This document reflects the district’s mission statement, “To educate all students for the future by challenging every individual to continuously learn, achieve, and act with purpose and compassion in a safe and secure environment.”

This budget document follows the values of the Board of Education (the Board) and the Littleton community. As administration develops the budget for the ensuing fiscal year, it seeks to balance revenues and expenditures for the long term. This document takes the following into consideration:

- Expected student enrollment of 13,009 with a four-year average funded full-time equivalents of 13,029.5 FTE.
- Educate and support staff, parents, and community regarding equity through innovation, including student-centered learning, and by providing access and opportunity for all students.
- Incorporation and implementation of state goals related to student achievement, educator effectiveness, school and district performance, and curriculum standards and instruction.

The Board and administration will continue to maintain sound policies resulting in a strong financial position for the district. LPS prides itself on the efficient and responsible management of taxpayer funds in providing the community’s students with a high-quality education.

Sincerely,



Todd Lambert, Ph.D
Superintendent



Jonathan Levesque
Chief Financial Officer

LITTLETON PUBLIC SCHOOLS

Littleton, Colorado

EXECUTIVE SUMMARY

This summary provides an overview of the 2025–2026 Adopted Budget for Littleton Public Schools. State law requires the Board to be presented a proposed budget no later than May 31 and to adopt a budget no later than June 30 each year. The Board adopts and appropriates a budget for all district funds. A complete adopted budget document will be available on the district website at <http://www.littletonpublicschools.net> or may be obtained at the Education Services Center, 5776 South Crocker Street, Littleton, Colorado, in the superintendent’s office after its adoption.

The district’s mission statement, “To educate all students for the future by challenging every individual to continuously learn, achieve, and act with purpose and compassion in a safe and secure environment,” is the driving force in the development of the annual budget. The key philosophical principles in making financial decisions include:

- Operating year-to-year with a budget balanced with available resources.
- Matching recurring expenditures with recurring revenue.
- Building the budget using core assumptions that reflect both current and future legislative and economic expectations.
- Spending within a framework defined by state law and current district priorities.
- Maintaining a fund balance at levels necessary to meet restricted, assigned, committed, and adequate unassigned fund balance needs.

Strategic Plan

The Board is responsible for determining the direction of the district. In November 2014, the Board approved revisions to the district’s strategic plan to better guide the work of the district, students, and community, and align the district’s directions to coincide with eleven core beliefs. The Board’s vision is, “Extraordinary learning, exceptional community, expanded opportunity, and success for all students.” The Board’s strategic plan includes the following ten focus areas to support the district’s mission.

- Enhance instructional systems and career pathways that maximize achievement for all students and integrate knowledge and skills relevant to 21st century career choices.
- Expand utilization of instructional technology with appropriate use for student achievement while providing the infrastructure for organizational efficiency and effectiveness.
- Provide an educational and work environment that supports professional learning and collaborative work for all staff.
- Promote, sustain, and create quality programs that make Littleton Public Schools the uniquely preferred choice for families inside and outside the district.
- Engage the community and parents as active partners in the objectives, activities, and performance of the school district and its students.
- Optimize the use of district resources and facilities to meet student learning needs while operating the district efficiently.

LITTLETON PUBLIC SCHOOLS

Littleton, Colorado

- Promote and provide an environment that fosters caring, respect, and compassion for others.
- Enhance and support quality early childhood and childcare programs.
- Educate and support staff, parents, and community to address diverse student learning by providing access and opportunities for all students.
- Partner with parents and community to expand and enhance programs that address the physical, social, and emotional well-being of students, families, and staff.

The environment should foster community engagement, staff collaboration, and student learning. The district will continue to address the diverse community needs and keep the public involved as active partners in increasing achievement levels, a major component of the LPS strategic plan. Littleton Public Schools has established a District Achievement Goal that states, “One hundred percent of LPS students will graduate prepared for meaningful post-secondary opportunities.” This works in conjunction with the district’s accreditation goals.

- To improve student learning, a minimum of one year’s growth in one year’s time in reading, writing, and math will be demonstrated by the Colorado Growth Model.
- To close the learning gap, students in underperforming subgroups will achieve more than a year’s growth in a year’s time in reading, writing, and math as demonstrated by Colorado Measures of Academic Success (CMAS) results and supported by other information.
- To measure student achievement in content areas other than reading, writing, and math, 75–85 percent of all students will achieve at grade level as defined in district adopted curricula and demonstrated by classroom assessment results.

Performance measures are used as indicators of success for the above focus areas and achievement goals. The measures include process measures, which provide qualitative and quantitative results on the integrity of the work being performed, and results measures, which indicate the level of accomplishment overall. Performance progress is reviewed and evaluated by various teams of district personnel as outlined in the plan. The results of these measures, reviews, and evaluations assist the district in determining how best to allocate resources to attain the goals set forth by the Board.

Budget Process and Timeline

The district has an extensive budget process that begins approximately ten months before a budget is adopted. The timeline for development of the 2025–2026 budget is outlined below.

August 2024—Preliminary assessed valuation of taxable property within the district is received from the county assessor, and the budget calendar for the next fiscal year is established.

October and November 2024—The district begins reviewing the current financial conditions and preparations for both pupil count and financial projection assumptions for the district, which drive revenue and expenditure forecasts.

December 2024 and January 2025—The projections are presented to various district committees and to the Board. Concurrently, the Board contemplates requests for significant reallocations or additions to the budget.

LITTLETON PUBLIC SCHOOLS

Littleton, Colorado

February and March 2025—Budget development materials are distributed to principals and budget managers by Financial Services for allocation at their respective locations.

April 2025—Budget materials are returned to Financial Services for preparation of the Proposed Budget.

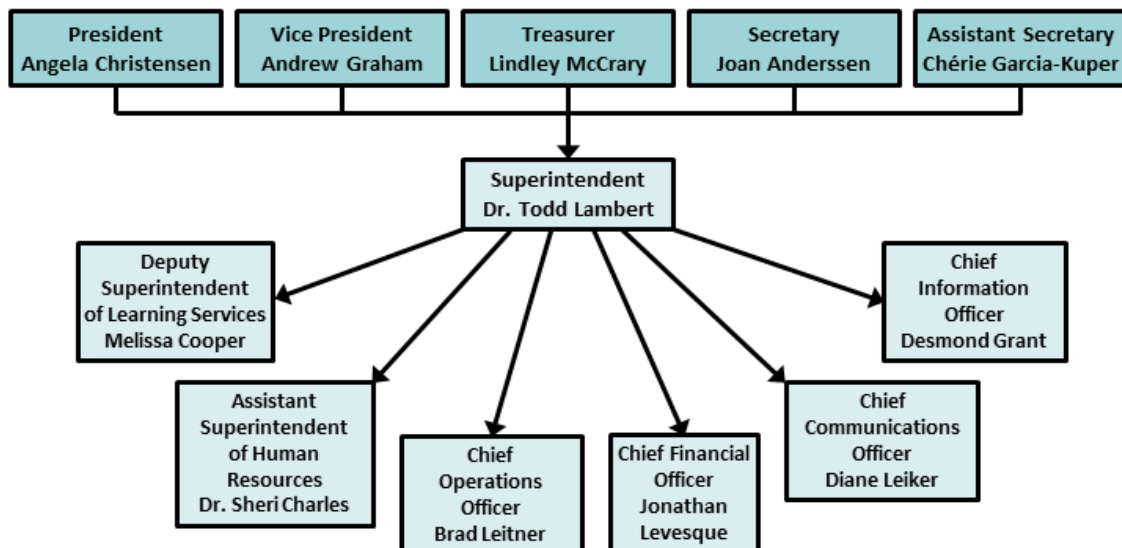
May 2025—The draft document is reviewed and the Proposed Budget is presented to the Board, public, and media.

No later than June 30, 2025—After any modifications based on legislative action have been incorporated into the document, the final budget is adopted by the Board.

Organization

Littleton Public Schools is organized and focused to meet the needs of 13,009 students and manage 20 schools and various programs, which are located within approximately 28 square miles of western Arapahoe County. The district operates one early childhood center, ten elementary schools, four middle schools, three high schools, one combined alternative middle/high school program, and one career and technical campus. There are also two charter schools in the district that are considered component units. Other operations include learning services, human resources, information and technology services, financial services, nutrition services, and safety and security operations at the Education Services Center, and pupil transportation services at the Transportation Services Center.

Five locally elected school board members, who serve four-year terms, govern the district. The Board appoints the superintendent, who is supported by the superintendent’s staff. The Board of Education and senior staff will include the following members in 2025–2026.



The superintendent’s staff manages various directors and coordinators who handle day-to-day operations. Certified, professional support, and classified staff members report to and work closely with the administrative staff in their respective locations or departments. In 2025–2026, the district will be staffed by 1,829 employees in total, with approximately 82.7 percent paid out of the General Fund. Overall, there are 881 licensed teaching personnel, 863 professional support and classified employees, and 85 administrative employees.

LITTLETON PUBLIC SCHOOLS

Littleton, Colorado

TRENDS

Significant Changes

Colorado and local economic activities continue to navigate challenges like inflation, labor markets and affordable housing. Growth is forecasted to slow through 2025 and drop below national averages. The Federal Reserve continues to work on balancing interest rates to control inflation while monitoring economic uncertainty including potential impacts from federal policies.

The Federal Reserve has held interest rates steady after a full percentage point decrease in 2024. The current interest rate at the time of this publication is 4.00—4.50 percent. The Federal Reserve’s goal is to manage interest rates to settle inflation at 2.00 percent, but that depends on how the economy reacts to trade and spending policies.

The November 2018 voter-approved \$298.9 million bond measure projects will finalize in 2025–2026. Throughout the eight year project period, the Board implemented several recommendations from the Long-Range Planning Committee (LRPC). Below are some of the implemented improvements.

- The Board approved the recommended new boundaries that took effect in the fall of 2021.
- A third new school, Little Raven Elementary, consolidated the East and Moody Elementary Schools on the former Moody campus in 2023–2024.
- Three of the district’s small elementary schools, Peabody, Highland, and Twain, were combined with existing schools in 2022–2023 to provide efficient and consistent learning resources for district students.
- Twain and Peabody were repurposed to serve student health testing, specialized programs such as Next and Nova, and training within the district.
- East facility was repurposed as East Community Center to partner with community agencies for the betterment of family services in our community in 2023–2024.
- The district’s two preschool locations were combined into one facility as The Village Early Childhood Education (ECE) in 2023–2024.

The district will receive a small increase in state educational funding in fiscal year 2025–2026 from the School Finance Act, House Bill (HB) 25-1320, as explained in the legislative section of this summary. The district’s local share of School Finance Act program revenues will increase by \$0.4 million to \$147.3 million when compared to estimated 2024–2025 funding.

New-recurring expenditures of \$2.0 million will be included in the 2025–2026 budget. These additions include funds for increases in employee benefit rates and new staffing positions including mental health, information technology, and at-risk. Additionally, one-time monies totaling \$0.6 million will provide funds for student needs.

LITTLETON PUBLIC SCHOOLS

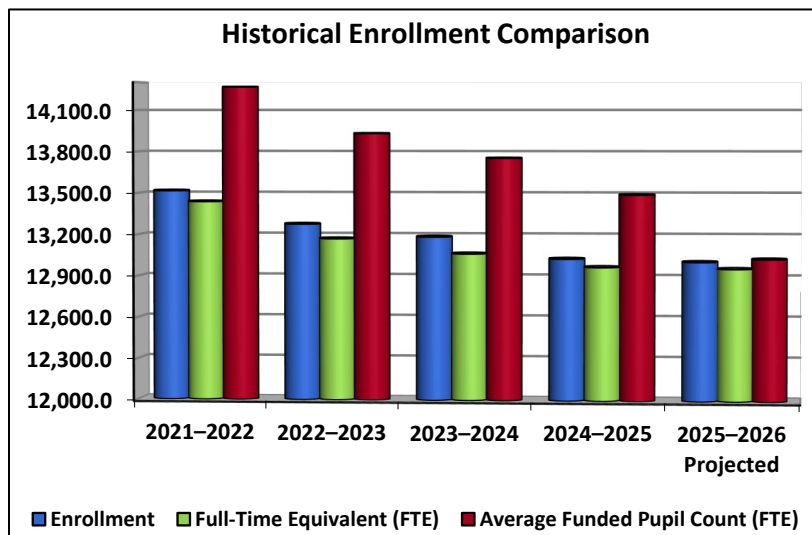
Littleton, Colorado

Student Enrollment Trends and Forecast

The district estimates a decrease in enrollment of 21 students for fiscal year 2025–2026, as shown in Table 1 to the right. Since 2021–2022, the district’s actual enrollment has decreased by 509 students due primarily to the COVID-19 pandemic. This unusual decrease in students was the result of students being home schooled, moving to on-line or private schools, and moving out of state. This significant decrease in student enrollment was experienced at a majority of Colorado school districts. Out-of-district choice enrollment, approximately 17.0 percent of the district’s total enrollment, helps offset the in-district enrollment decreases. The district will continue to track birth rates and the real estate market for properties that will attract younger residents with school-aged children. The district is anticipating stable student enrollment over the next couple of years.

Student Enrollment — Table 1				
	Actual 2024–2025	Projected 2025–2026	Increase (Decrease)	Percent Change
Preschool	332	332	–	(0.00%)
Elementary	5,224	5,170	(54)	(1.03%)
Middle school	2,725	2,737	12	0.44%
High school	4,749	4,770	21	0.44%
Total	13,030	13,009	(21)	(0.16%)

Total School Finance Act funding is based on the official pupil count, which occurs on October 1 each year. Rather than funding based on the actual number of students in a district, the state funds based on full-time equivalent (FTE) pupil counts. A student’s FTE status is determined by scheduled hours of course work. Part-time students enrolled in the district count as a 0.5 FTE. The October count enrollment includes students who are not included in the funded pupil count. For instance, students in the universal preschool (UPK)



program, which began in 2023–2024 with funding through the Colorado Department of Early Childhood, are funded at a different rate than regular students. As a result they are excluded in student counts when average funded pupil counts are determined. The graph below illustrates the difference between enrollment, full-time equivalents, and average funded pupil count.

While some school districts receive funding based on the funded pupil count for the current school year, the state allows averaging to help districts mitigate the impacts of fluctuating enrollment. Lower enrollment negatively impacts funding to a district. Averaging allows a district to use an average of up to three prior years' October pupil counts and the current year's October pupil count. Generally, this minimizes the impact of enrollment decreases by spreading them out over a longer time period and gives a district more time to adjust programs as needed. LPS

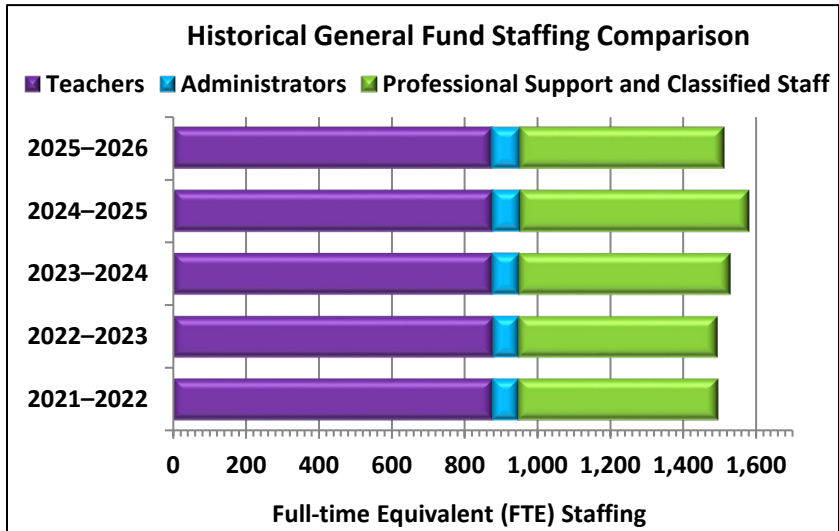
LITTLETON PUBLIC SCHOOLS

Littleton, Colorado

enrollment is projected to remain stable in 2025–2026. The difference between the actual average funded FTE of 13,491.0 in 2024–2025 and the estimated average funded FTE of 13,029.5.4 in 2025–2026 is a decrease of 461.5 FTE. Based on the per pupil funding rate of \$11,307 in 2025–2026, if LPS received funding based on actual enrollment rather than average pupil FTE, the slight decrease in enrollment would equate to a loss of funding of \$0.2 million.

Personnel Resources and Trends

General Fund staffing over the past five years has fluctuated, as shown in the graph to the right. In past years mental health support, health assistants, microcomputer technicians, assistant principals at the elementary level, and special education staff were added to meet the needs of students. In 2025–2026, the General Fund will have a net staffing decrease of 67.9 FTE. Much of this results from a restatement of the FTE



for non-licensed personnel to all be based on an 8-hour workday districtwide. Additional adjustments in general school staffing based upon enrollment, student needs and Board approved increases of 7.0 FTE for districtwide mental health, ELD and translation, instructional support, and technology staff also contribute to the fluctuation. This also includes an additional 8.0 FTE for secondary level security officers. Furthermore, the Board authorized a one-time increase of 4.0 FTE to help provide more flexibility in staffing adjustments throughout the fiscal year. The General Fund accounts for the majority of district staff, with the remainder housed in five of the district’s other funds. In 2025–2026, staffing in the other funds is expected to account for 17.4 percent of district personnel.

In order to meet the primary goal of educating students, the district uses a weighted staffing formula driven by enrollment projections to

Level	Instructional Staffing Points	Administration Staffing Points	Additional Support Points
Elementary	1.0 per 25 students for Grades K–2 1.0 per 27.87 students for Grades 3–5	2.55	5.00–8.75
Middle	4.675 per 100 students with a base enrollment of 625	4.6358	—
High	5.1022 per 100 students	—	—

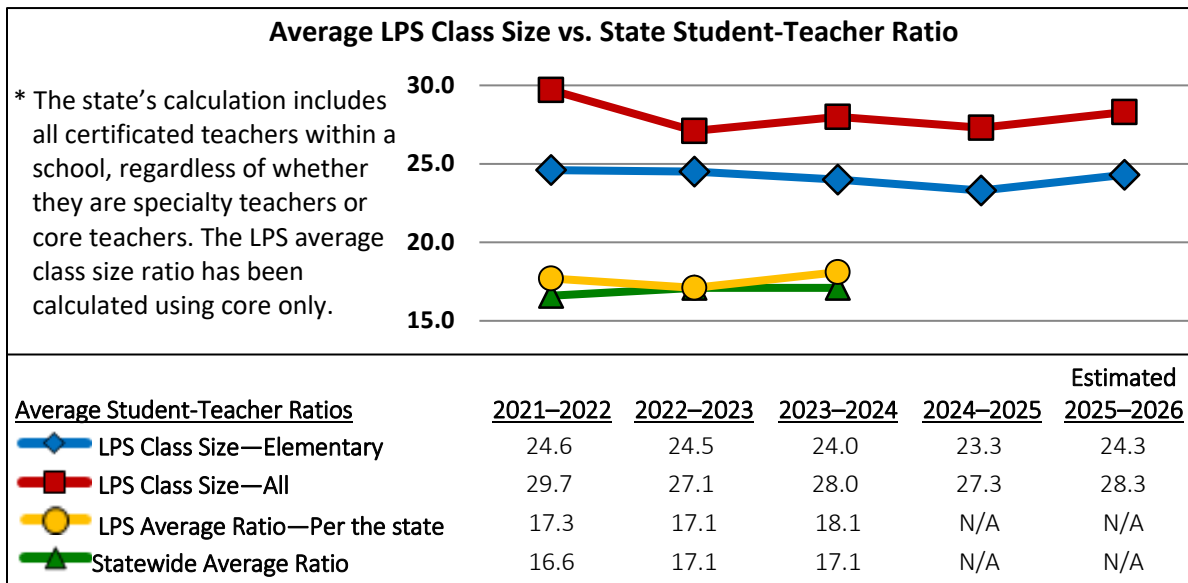
provide an equitable division of resources. Individual schools allocate staff depending on the needs of its student population. Additional staffing is provided for microcomputer technicians, health assistants, mental health support, assistant principals at the elementary level, and other

LITTLETON PUBLIC SCHOOLS

Littleton, Colorado

support programs based on student population with the focus on special education, gifted and talented, English language learners, 504 learning plans, and free and reduced participation. The chart on the prior page outlines the district’s staffing formula.

Class size is sometimes referred to as the face-to-face ratio in a classroom. LPS calculates student-teacher ratio using core classroom teachers only (math, social studies, language arts, and science) whereas the state calculated ratios include all teachers within a school. The graph below illustrates historical class sizes for the district compared to state averages.



Tax Base and Rate Trends

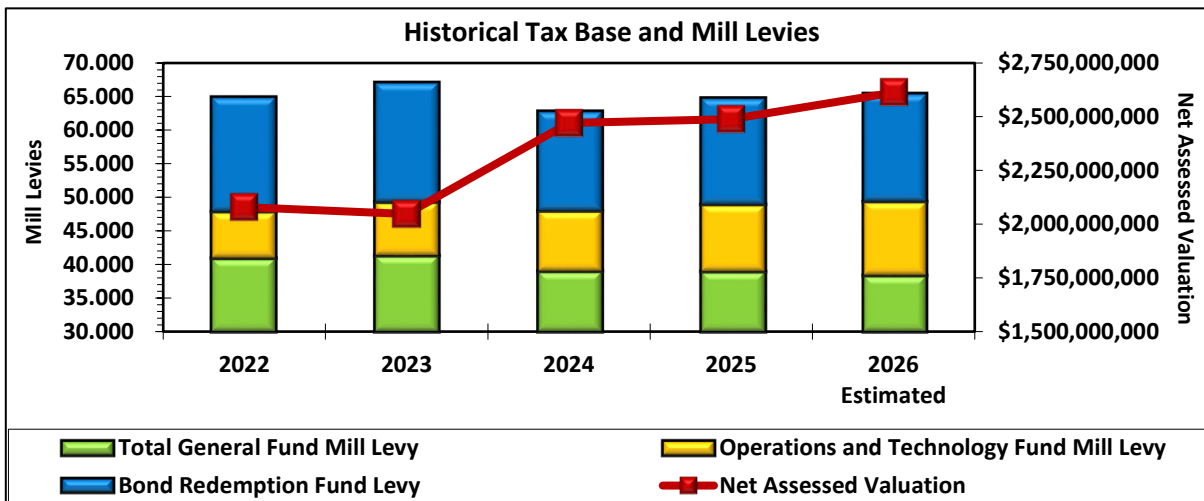
Assessed valuation, or “tax base,” is the value placed upon real estate by the county assessor’s office, and it is the basis for levying the property tax mill levy for the district. The estimated district property net assessed valuation used to determine property tax collections for fiscal year 2025–2026 is estimated at \$2.6 billion. This represents a 5.0 percent increase compared to the previous year.

Through legislation, assessment rates have changed several times. The passage of Amendment B in November 2020 repealed the Gallagher Amendment of 1982 resulting in freezing the residential property tax assessment rate at 7.15 percent and the commercial rate at 29.0 percent. In 2021, the legislature set a temporary reduction in the residential rate to 6.95 percent effective in 2023 and 2024. Depending on the type of property, commercial and industrial properties were reset to 27.9 percent, while agricultural and renewable energy production properties reset at 26.4 percent. In November 2023, the legislature again temporarily adjusted the residential assessment rate in response to a statewide 42 percent increase in residential real property values and included a \$75,000 valuation reduction. The 2025 residential assessment rate is estimated at 7.05 percent and 27 percent for businesses.

LITTLETON PUBLIC SCHOOLS

Littleton, Colorado

In fiscal year 2024–2025, the property tax mill levy was 64.793 mills, including the statutory levy overrides, the district’s Operations and Technology Fund levy, and general obligation bonds debt service requirements. For fiscal year 2025–2026, the mill levy is estimated to be 65.445 mills. This is due to the increase of the Operations and Technology Fund mill levy used for the operational and maintenance needs of the district’s buildings, the Public School Finance Act Levy to the limit allowed by statute, and an increase in the Bond Redemption Fund Levy in order to meet the district’s debt service obligations. This is offset somewhat by the district’s fixed-dollar, voter-approved mill levy overrides decreasing as the tax base increases, as illustrated in the graph below. It is estimated that a homeowner with a home valued at \$400,000 in 2026 will pay \$1,846 for school district property taxes compared to \$1,827 in 2025.



Legislative Update

The School Finance Act, House Bill (HB) 25-1320 for fiscal year 2025–2026, includes a statewide base per-pupil revenue (PPR) increase of 2.3 percent for inflation as required by Amendment 23. The budget stabilization factor that reassigned approximately \$10.2 billion of K–12 funding into other state programs, was repealed beginning in fiscal year 2024–2025.

Special Education categorical funding is estimated to provide \$6.1 million to students with special education needs through a component of House Bill (HB) 24-188. This is a slight increase from prior year funding of \$5.6 million.

In 2022, House Bill (HB) 22-1295 established the Colorado Universal Preschool Program (UPK) to offer 10 hours of voluntary, high-quality universal preschool to every Colorado child in the year before kindergarten beginning in 2023–2024. The Colorado Department of Early Childhood (CDEC) funds the program. Highlights of the program are:

- Families may qualify for more free hours based on a number of qualifying factors, per available funding.
- Depending on the provider, families have the option of paying for additional hours if desired.
- Special Education Administrative Units (AUs) and school districts are tasked to place preschool aged children eligible for special education according to their Individualized Education Program (IEP) throughout the school year. Funding for these students vary.

LITTLETON PUBLIC SCHOOLS

Littleton, Colorado

General Fund Funding for 2025–2026

The Colorado Public School Finance Act of 2024 (as amended) provides funding to the district through local property taxes, specific ownership taxes, and state equalization based on the pupil count. Additionally, the district receives funding from local voter-approved mill levy overrides, federal revenues, and other local revenues and fees. General Fund revenue highlights for fiscal year 2025–2026 are as follows.

- Total Program funding available to the district under the fiscal year 2025–2026 School Finance Act is expected to be \$147.3 million, or \$0.4 million higher when compared to \$146.9 million for fiscal year 2024–2025. Program funding is increasing by the rate of inflation, 2.3 percent based on the Denver, Boulder, and Greeley consumer price index for calendar year 2024, and statewide student growth.
- The district’s \$11,307 PPR for 2025–2026 is an increase of \$402 when compared to the \$10,905 PPR in 2024–2025.
- State categorical funding is expected to be \$8.6 million for 2025–2026. These revenues include funding for special education, transportation, career and technical education, gifted and talented, and the English Language Proficiency Act (ELPA). They cover only a small portion of the related student services.
- Voters approved overrides totaling \$28.8 million in local taxes as the result of mill levy override elections in 1988, 1997, 2004, and 2010, including hold-harmless local property tax exclusion. These fixed dollar amounts do not increase annually and are not included as a part of the School Finance Act program funding calculation.
- Voters approved a Debt-Free Schools Mill Levy in November 2020 allowing the district to create the Operations and Technology Fund to account for the majority of the district’s day-to-day maintenance expenditures. This approval allows the district to shift approximately \$25.1 million in expenditures out of the General Fund for 2025–2026. The fund change allows the General Fund expenditures to focus on purposes such as continuing to attract and retain quality teachers; maintaining school counseling for mental health; and providing career, technical, and skilled trade classes.
- Budgeted specific ownership taxes from motor vehicle registrations are anticipated to decrease slightly.
- Additionally, the General Fund budget includes school wide Title I federal grant revenues totaling \$300,000. The Title I grant revenue will be used to provide additional resources for three elementary schools (Field, Little Raven, and Centennial) with high at-risk student populations.

APPROPRIATIONS, REVENUES, AND EXPENDITURES

Budgets for All Funds

The district’s funds are classified as either governmental or fiduciary. Governmental funds include the General Fund, Special Revenue Funds (Operations and Technology Fund; Designated Purpose Grants Fund; Student Athletic, Activities, and Clubs Fund; Nutrition Services Fund; and Extended Day Care Program Fund), Debt Service Fund (Bond Redemption Fund), and the Capital Projects Funds (Building Fund and Capital Projects Fund). The Risk Management Fund is a sub-fund of the

LITTLETON PUBLIC SCHOOLS

Littleton, Colorado

General Fund but is separated for budgetary purposes. The district does not operate any proprietary or fiduciary funds.

The 10 funds that comprise the district’s appropriated budget are shown in Table 2 below. The 2025–2026 appropriation, which totals \$420.3 million and includes beginning fund balances and budgeted revenues (available resources), decreases approximately 10.1 percent from the 2024–2025 appropriation of \$467.6 million. The General Fund’s total appropriation increased \$2.3 million due to increased state funding and assessed valuations. The Risk Management Fund’s appropriation decreased \$7.3 million due to no anticipated insurance claim reimbursements. The Bond Redemption Fund’s appropriation is decreasing \$34.8 million as no bond refunding in included for the fiscal year. The Building Fund’s total appropriation decreased \$6.9 million because fund balance will be used to complete voter-approved bond projects during 2025–2026. The Capital Projects Fund’s decrease of \$4.2 million is due to lower transfers from other funds. The Operations and Technology Fund’s total appropriation increase of \$3.0 million represents a 1.000 mill increase in the mill levy pending Board approval in December 2025. The remaining funds’ total appropriations are increasing by \$0.6 million.

Total Appropriations by Fund — Table 2

	2024–2025	2025–2026	Increase	Percent
	<u>Budget</u>	<u>Budget</u>	<u>(Decrease)</u>	<u>Change</u>
General Fund	\$235,304,910	\$237,592,702	\$2,287,792	0.97%
Risk Management Fund	14,310,168	7,050,540	(7,259,628)	(50.73%)
Bond Redemption Fund	119,532,604	84,777,897	(34,754,147)	(29.08%)
Building Fund	27,188,737	20,306,713	(6,882,024)	(25.31%)
Capital Projects Fund	13,158,419	8,921,083	(4,237,336)	(32.20%)
Operations and Technology Fund	27,325,694	30,280,953	2,955,259	10.81%
Designated Purpose Grants Fund	7,831,286	7,745,082	(86,204)	(1.10%)
Student Athletic, Activities, and Clubs Fund	4,882,820	5,378,276	495,456	10.15%
Nutrition Services Fund	10,586,843	10,861,718	274,875	2.60%
Extended Day Care Program Fund	<u>7,453,848</u>	<u>7,337,942</u>	<u>(115,906)</u>	<u>(1.55%)</u>
Total Appropriation for All Funds	<u>\$467,574,769</u>	<u>\$420,252,906</u>	<u>(\$47,321,863)</u>	<u>(10.12%)</u>

Budgeted revenue and other financing for all fund types, as shown in Table 3 on the next page, is decreasing \$55.0 million, or 15.9 percent, for a total of \$291.2 million for 2025–2026. General Fund revenues are increasing \$0.4 million, or 0.2 percent, to \$192.0 million. This includes interest income decreases offset by increases in the School Finance Act program revenue and property tax revenue changes explained previously in the General Fund funding highlights. The decrease of \$6.5 million in the Risk Management Fund is due to no expected insurance reimbursements in 2025–2026. The \$45.5 million decrease in the Bond Redemption Fund reflects no anticipated refunding of bonds. The Capital Projects Fund is decreasing \$7.1 million because transfers in 2024–2025 from the Risk Management fund was one-time. The \$2.7 million increase in the Operations and Technology Fund is a result of the increase of mill levy funding by 1.000 mill along with increased assessed valuations. The \$0.8 million increase in the Student Athletic, Activities,

LITTLETON PUBLIC SCHOOLS

Littleton, Colorado

and Clubs Fund is a result of an increased transfer from the General Fund. The other funds combined are increasing \$0.1 million.

Total Revenues and Other Financing Sources by Fund — Table 3

	2024–2025 <u>Budget</u>	2025–2026 <u>Budget</u>	Increase <u>(Decrease)</u>	Percent <u>Change</u>
General Fund	\$191,557,393	\$192,001,677	\$444,284	0.23%
Risk Management Fund	8,850,000	2,303,000	(6,547,000)	(73.98%)
Bond Redemption Fund	87,831,454	42,358,860	(45,472,594)	(51.77%)
Building Fund	194,618	347,346	152,728	78.48%
Capital Projects Fund	9,214,000	2,120,351	(7,093,649)	(76.99%)
Operations and Technology Fund	26,023,387	28,749,345	2,725,958	10.48%
Designated Purpose Grants Fund	7,831,286	7,745,082	(86,204)	(1.10%)
Student Athletic, Activities, and Clubs Fund	3,965,717	4,807,140	841,423	21.22%
Nutrition Services Fund	6,070,469	6,671,048	600,579	9.89%
Extended Day Care Program Fund	<u>4,617,305</u>	<u>4,058,760</u>	<u>(558,545)</u>	<u>(12.10%)</u>
Total Revenues for All Funds	<u>\$346,155,629</u>	<u>\$291,162,609</u>	<u>(\$54,993,020)</u>	<u>(15.89%)</u>

As shown in Table 4 on the following page, the total 2025–2026 expenditures of \$317.1 million for all funds are decreasing by \$54.7 million, or 14.7 percent, from the 2024–2025 total of \$371.8 million. The increase in General Fund budgeted expenditures of \$5.5 million, or 2.9 percent, from the 2024–2025 total is projected to include salary and benefit increases. The Risk Management Fund is decreasing \$6.4 million, or 57.9 percent, because the large insurance claim reimbursement for hail property damage was transferred to the Capital Projects Fund in the prior year and was one-time. The Bond Redemption Fund, used to record the district’s debt service obligations, is decreasing \$46.9 million, or 53.4 percent, in order to meet the district’s debt service obligations after the 2024 bond refunding. The Building Fund, which accounts for capital projects approved by voters during the 2018 general obligation bond election, is decreasing \$6.9 million, or 25.3 percent, due to the completion of projects during 2024–2025. The Capital Projects Fund is decreasing \$2.8 million, or 39.9 percent, as a result of completing the roof repairs covered by a prior year transfer from the Risk Management Fund that was mentioned earlier. The Operations and Technology Fund will increase \$2.5 million, or 11.0 percent, due to lower spending on capital projects. The other funds combined are increasing by \$0.3 million.

LITTLETON PUBLIC SCHOOLS

Littleton, Colorado

Total Expenditures by Fund — Table 4

	2024–2025 <u>Budget</u>	2025–2026 <u>Budget</u>	Increase (Decrease)	Percent Change
General Fund	\$192,751,268	\$198,290,264	\$5,538,996	2.87%
Risk Management Fund	11,109,066	4,677,404	(6,431,662)	(57.90%)
Bond Redemption Fund	87,831,350	40,927,250	(46,904,100)	(53.40%)
Building Fund	27,188,737	20,306,713	(6,882,024)	(25.31%)
Capital Projects Fund	7,124,000	4,283,725	(2,840,275)	(39.87%)
Operations and Technology Fund	22,571,551	25,052,626	2,481,075	10.99%
Designated Purpose Grants Fund	7,831,286	7,745,082	(86,204)	(1.10%)
Student Athletic, Activities, and Clubs Fund	3,965,717	4,807,140	841,423	21.22%
Nutrition Services Fund	6,848,226	6,964,669	116,443	1.70%
Extended Day Care Program Fund	<u>4,617,305</u>	<u>4,058,760</u>	<u>(558,545)</u>	(12.10%)
Total Expenditures for All Funds	<u>\$371,838,506</u>	<u>\$317,113,633</u>	<u>(\$54,724,873)</u>	(14.72%)

Budget Forecasts

The district’s long-range budget projections use historical data to build a model for the future financial outlook. However, the district does not forecast all funds currently in use. The Designated Purposes Grant Fund is considered a temporary fund because the availability and awarding of grants is not guaranteed from year to year. The district does not assume any revenues will be available until official notification has been received. The forecast model depends on assumptions regarding funded pupil count, salaries and benefits, and money allocated to the district via the School Finance Act. Significant forecast assumptions include:

- LPS anticipates inflationary growth of 2.3 percent in 2025–2026 and an average of 2.3 percent thereafter in state School Finance Act funding for K–12.
- Stable student enrollment.
- General Fund salary schedule advancement costs have not been included in the forecasting model.
- Employer health insurance cost increase, averaging 6.5 percent, is expected for 2025–2026. Increases in subsequent years are expected to continue at 3.5 percent.
- PERA’s annual required employer contribution continues at 21.4 percent.

In addition to the revenue and expenditure assumptions, fund balance projections are categorized based on current Board policy and guidance. Table 5 on the next page shows the combined projections for all funds the district currently forecasts. These include the General Fund; Risk Management Fund; Bond Redemption Fund; Building Fund; Capital Projects Fund; Operations and Technology Fund; Student Athletic, Activities, and Clubs Fund; Extended Day Care Program Fund; and Nutrition Services Fund. The Designated Purposes Grant Fund is not included due to the transient nature of both funding sources and amounts. The majority of the deficit in 2025–2026 relates to the spending down of the fund balance in the Building Fund, which is tracking the 2018 voter-approved bond projects. Those projects will be completed throughout fiscal year 2025--2026.

LITTLETON PUBLIC SCHOOLS

Littleton, Colorado

All Funds' Budget Forecast (in millions) — Table 5

	2024–2025	2025–2026	2026–2027	2027–2028	2028–2029
	<u>Estimate</u>	<u>Budget</u>	<u>Forecast</u>	<u>Forecast</u>	<u>Forecast</u>
Revenue	\$366.0	\$283.4	\$287.8	\$294.8	\$299.3
Expenditures	<u>364.3</u>	<u>309.4</u>	<u>288.8</u>	<u>294.8</u>	<u>299.1</u>
Operating surplus (deficit)	1.7	(26.0)	(1.0)	0.0	0.2
One-time expenditures	<u>1.2</u>	<u>0.6</u>	—	—	—
Ongoing surplus (deficit)	<u>\$0.5</u>	<u>(\$25.4)</u>	<u>(\$1.0)</u>	<u>\$0.0</u>	<u>\$0.2</u>

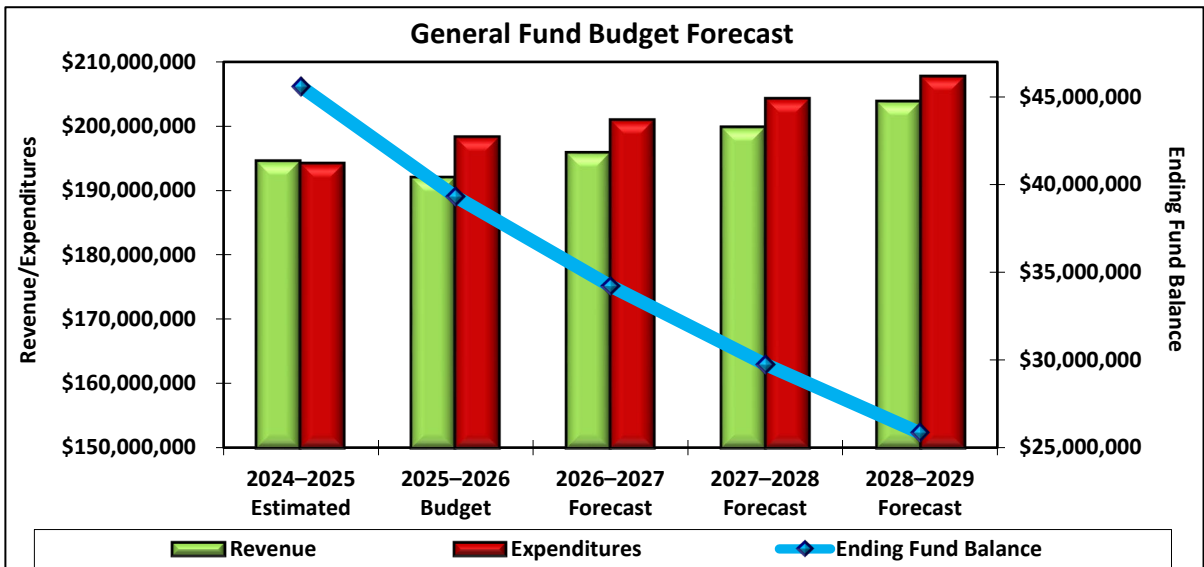
The 2025–2026 General Fund budget includes an estimated fund balance of \$39.3 million at June 30, 2026. This balance consists of \$23.6 million of restricted, assigned, and non-spendable ending fund balance. These year-end assignments include \$9.6 million for student and district needs, \$6.5 million for encumbrances and carry forwards, \$5.4 million restricted year-end fund balance for Taxpayer Bill of Rights (TABOR) emergency reserve requirements, \$1.1 million for staffing needs, and \$1.0 million for inventory and prepaid. The remaining General Fund ending balance is the unassigned category, which includes the Board-required minimum 5.0 percent of General Fund budgeted revenues, excluding charter school revenues. Much of the district's fiscal activity occurs within the General Fund, which represents approximately 62.5 percent of the anticipated expenditures for the year, and contains approximately 38.1 percent of the estimated remaining 2025–2026 fund balances. General Fund projections are shown in Table 6 below.

General Fund Budget Forecast (in millions) — Table 6

	2024–2025	2025–2026	2026–2027	2027–2028	2028–2029
	<u>Estimate</u>	<u>Budget</u>	<u>Forecast</u>	<u>Forecast</u>	<u>Forecast</u>
Revenue	\$194.5	\$192.0	\$195.8	\$199.8	\$203.8
Expenditures	<u>194.2</u>	<u>198.3</u>	<u>200.9</u>	<u>204.2</u>	<u>207.7</u>
Operating surplus (deficit)	0.3	(6.3)	(5.1)	(4.4)	(3.9)
One-time expenditures	<u>1.2</u>	<u>0.5</u>	—	—	—
Ongoing surplus (deficit)	<u>\$1.5</u>	<u>(\$5.8)</u>	<u>(\$5.1)</u>	<u>(\$4.4)</u>	<u>(\$3.9)</u>

As illustrated in both Table 6 above and the graph on the next page, the inflationary funding requirement shows smaller growth for the General Fund forecast. The district's General Fund continues to benefit from expenditures transferred to the Operation and Technology Fund covered by the Debt-Free Schools Mill Levy funding. Revenue growth is no longer outpacing expenditure increases. Expenditure increases for salaries are not included in forecasts. District management will continue to monitor forecasts, subsequent state funding changes, and make recommendations for Board consideration. Budgetary adjustments will be implemented based on recommendations as approved by the Board.

LITTLETON PUBLIC SCHOOLS Littleton, Colorado



General Fund Revenue Sources

The district’s General Fund receives revenue from federal, state, and local sources. Total estimated revenue for 2025–2026 is \$192.0 million, as shown in detail in Table 7 on the next page. General Fund revenues are increasing 0.2 percent when compared to the previous year’s budget. State revenue decreases account for approximately 4.4 percent of the net \$0.4 million increase in the overall General Fund budgeted revenues. Decreases are due to property tax increases offset by state revenue decreases.

Property taxes generated from the School Finance Act through statutorily fixed mill levy and state-equalized specific ownership tax revenues, combined with the overall local contribution to the School Finance Act, are expected to slightly increase in fiscal year 2025–2026. The local assessed value of taxable property within the district is projected to grow 5.0 percent due to the reassessment year. The increase in property tax revenues decrease the state’s School Finance Act funding obligation to the district. The specific ownership taxes apportioned to the district by the county treasurer from collections associated with new vehicle sales are anticipated to decrease. Property tax revenues generated with voter-approved fixed dollar mill levy overrides do not change with fluctuations of assessed value.

A small portion of the revenue the district receives from the state is for categorical programs for pupil transportation, the Exceptional Children’s Education Act (special education), career and technical education, gifted and talented and the English Language Proficiency Act (ELPA). General Fund revenue is determined through state and legislative action. Categorical revenues budgeted for fiscal year 2025–2026 total \$8.6 million and is equal to the previous year. Universal Preschool (UPK) revenue of \$2.1 million is included in state revenue with an increase of 2.3 percent for inflation. Federal revenues received for Title I school wide grants are remaining stable.

The district also collects local revenues from non-equalized specific ownership taxes, net investment income, charter school administrative services, drivers’ education fees, transportation reimbursements, and from other funds for indirect costs. Specific ownership taxes are anticipated

LITTLETON PUBLIC SCHOOLS

Littleton, Colorado

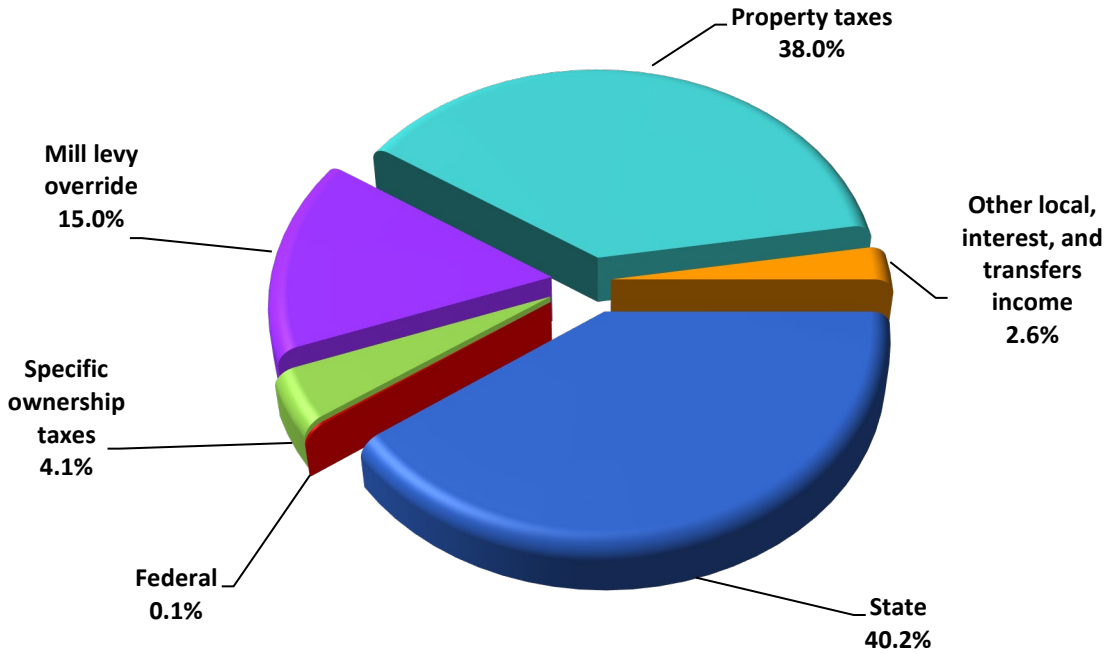
to decrease due to economic uncertainties. Other local income is expected to slightly increase based on current trends surrounding fees and reimbursements, along with a slight increase in contracted services with the district’s two charter schools.

Where Does the General Fund Money Come From? — Table 7

	2024–2025 <u>Budget</u>	2025–2026 <u>Budget</u>	Increase (Decrease)	Percent Change
Property taxes	\$68,421,299	\$72,957,468	\$4,536,169	6.63%
Mill levy overrides	28,813,581	28,813,581	-	-
Specific ownership taxes (SOT)	8,326,248	7,832,329	(493,919)	(5.93%)
Interest income	1,000,000	925,000	(75,000)	(7.50%)
Other local income	3,680,893	3,783,189	102,296	2.78%
State revenue	80,704,496	77,120,590	(3,583,906)	(4.44%)
Federal grants	300,000	300,000	-	-
Transfers	<u>310,876</u>	<u>269,520</u>	<u>(41,356)</u>	(13.30%)
Total General Fund Revenues	<u>\$191,557,393</u>	<u>\$192,001,677</u>	<u>-\$444,284</u>	0.23%

The graph below illustrates the sources of General Fund revenues the district receives.

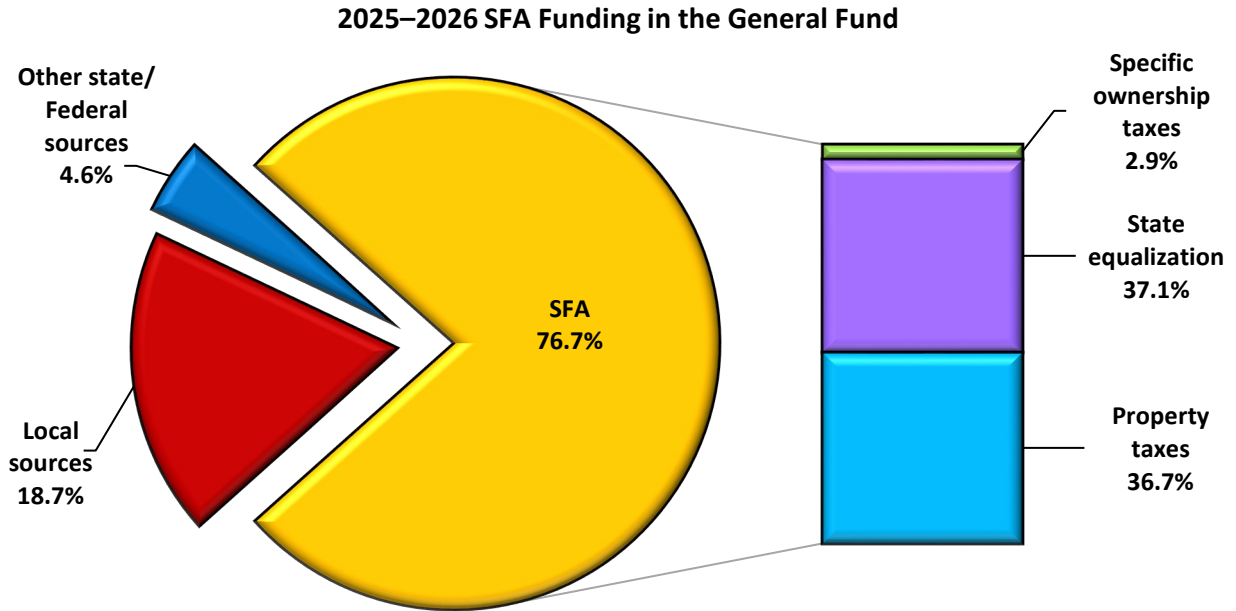
2025–2026 General Fund Revenue Sources



LITTLETON PUBLIC SCHOOLS

Littleton, Colorado

The majority of this revenue, \$147.3 million, or 76.7 percent, becomes available to the district through the Colorado Public School Finance Act of 2024 (as amended), and shown on the graph below. This School Finance Act program revenue is determined through a formula which utilizes local property taxes, state-equalized specific ownership taxes, and state funds.



General Fund Expenditures

The district’s budgeted General Fund expenditures and transfers are \$198.3 million in 2025–2026, compared to \$192.8 million in 2024–2025, as shown in Table 8 below. Budgeted expenditures in the General Fund represent a 2.9 percent increase over the prior year’s budget. The budget includes \$2.0 million of new-recurring expenditures and one-time spending of \$0.5 million.

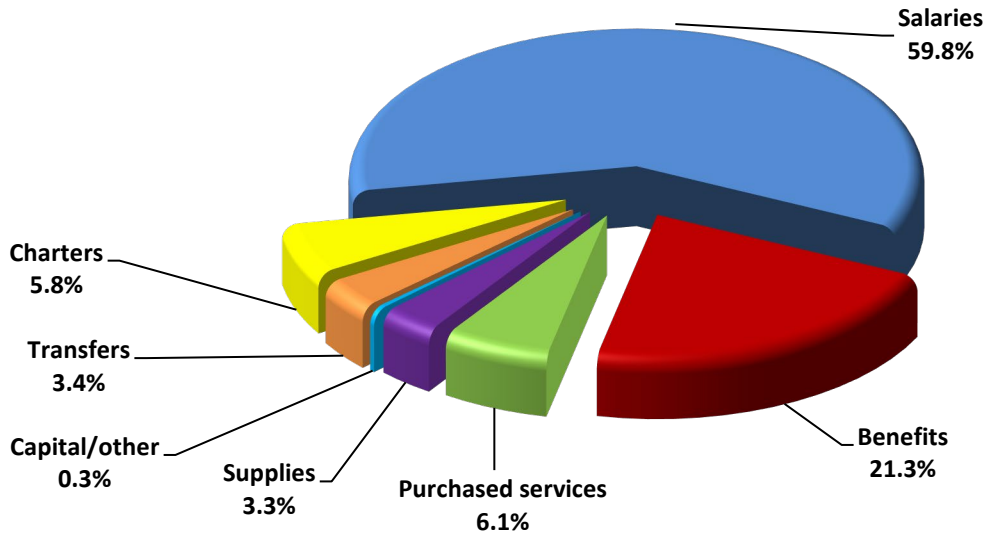
Where Does the General Fund Money Go by Object? — Table 8

	2024–2025 <u>Budget</u>	2025–2026 <u>Budget</u>	Increase (Decrease)	Percent Change
Salaries and wages	\$114,315,520	\$118,702,111	\$4,386,591	3.84%
Employee benefits	40,644,334	42,204,617	1,560,283	3.84%
Purchased services	11,291,362	12,035,796	744,434	6.59%
Supplies and materials	6,687,554	6,494,155	(193,399)	(2.89%)
Capital outlay/other	581,768	620,699	38,931	6.69%
Charter schools	11,251,280	11,475,710	224,430	1.99%
Transfers	<u>7,979,450</u>	<u>6,757,176</u>	<u>(1,222,274)</u>	(15.32%)
Total General Fund Expenditures	<u>\$192,751,268</u>	<u>\$198,290,264</u>	<u>5,538,996</u>	2.87%

The graph on the next page illustrates expectations for the district’s expenditures in the General Fund for the year.

LITTLETON PUBLIC SCHOOLS Littleton, Colorado

2025–2026 General Fund Expenditure Expectations

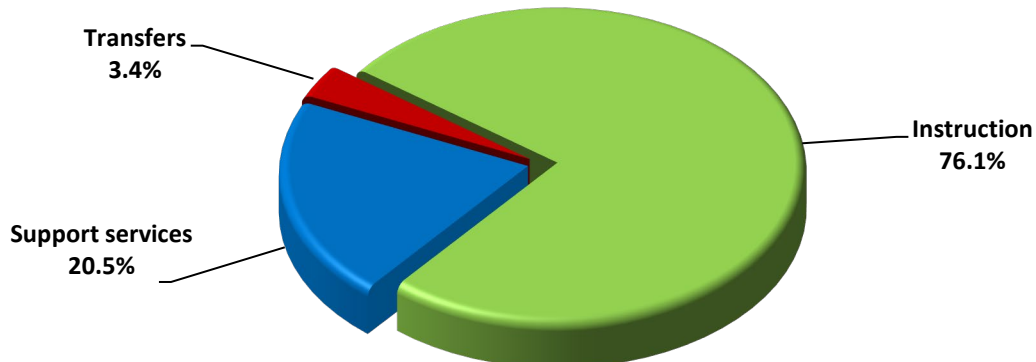


As shown in both Table 9 and the graph below, approximately \$0.76 out of every General Fund dollar is devoted to instruction. Salaries and benefits, supplies, and other costs related to instruction of students, along with school building administration and special programs are included. Total support services account for \$0.21 out of every dollar spent. Learning services, transportation services, and information and technology services are the largest expenditures in this component. Transfers to the Risk Management Fund; Capital Projects Fund; and Student Athletic, Activities, and Clubs Fund account for the remaining \$0.03 out of every dollar spent.

Where Does the General Fund Money Go by Service Area? — Table 9

	2024–2025 <u>Budget</u>	2025–2026 <u>Budget</u>	<u>Percent of Total</u>	<u>Percent Change</u>
Instruction	\$147,372,744	\$150,791,075	76.1%	2.32%
Support services	37,399,074	40,742,013	20.5%	8.94%
Transfers	<u>7,979,450</u>	<u>6,757,176</u>	<u>3.4%</u>	(15.32%)
Total	<u>\$192,751,268</u>	<u>\$198,290,264</u>	<u>100.0%</u>	2.87%

2025–2026 General Fund Expenditures by Service Area

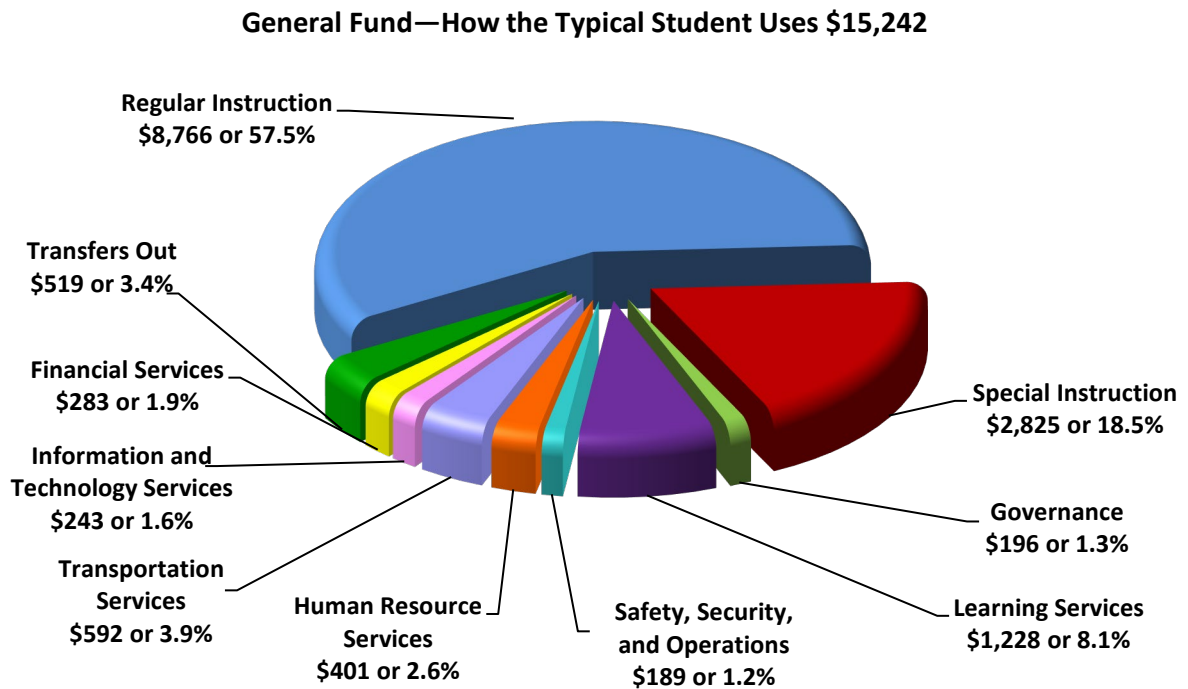


LITTLETON PUBLIC SCHOOLS

Littleton, Colorado

How Does the Typical Student Use \$15,242?

Another way of looking at expenditures is to show how the General Fund budget relates to a typical student. In fiscal year 2025–2026, the district will fund 13,009 students, including the charter schools. This represents an operating cost of approximately \$15,242 for each student compared to \$14,456 per student for fiscal year 2024–2025. Using budgeted expenditure information, the graph below illustrates how the district’s fiscal year 2025–2026 operating budget will be used to support a typical student.



Other Funds

The budget includes funds for the management of special activities and functions, which are not accounted for in the General Fund. The budget includes nine other funds to properly account for some activities outside the General Fund.

Risk Management Fund

The 2025–2026 Risk Management Fund is appropriated at \$7.1 million. In 2025–2026, the General Fund will transfer \$2.0 million to cover insurance premiums. This is slightly lower than the transfer in 2024–2025. Reserves are projected to be \$2.4 million at year end. The Risk Management Fund is partially self-insured and provides for costs of property and liability insurance, workers’ compensation insurance and related losses, and loss prevention services, including school resource officers. Charter schools pay the district for insurance coverage and risk management services.

Bond Redemption Fund

The Bond Redemption Fund appropriation is \$84.8 million, including a \$42.4 million beginning fund balance and \$42.4 million of current revenues. The beginning fund balance is needed to

LITTLETON PUBLIC SCHOOLS

Littleton, Colorado

meet December 2025 debt service requirements. Expenditures for 2025–2026 are \$40.9 million for the repayment of principal and interest on outstanding current bonds. The remaining \$43.9 million will be held in reserves at June 30, 2026, for future annual obligations. The 2025–2026 budget reflects the payment schedule for the \$17.0 million in bonds issued in December 2014, the \$13.0 million in bonds issued in October 2015, the \$298.9 million in bonds issued in January 2019, and the \$61.2 million refunding bonds issued in September 2024. Outstanding general obligation indebtedness at June 30, 2025, is \$324.5 million, with final maturity scheduled for December 1, 2043. The net bonded debt per capita at July 1, 2025, is estimated at \$3,332. The fund's estimated mill levy for 2026 is 16.067 mills, an increase from the 2025 mill levy of 15.846 mills.

Building Fund

The 2025–2026 Building Fund appropriation is \$20.3 million. This fund accounts for the capital projects that voters approved in the \$298.9 million bond package in November 2018. Projects under this bond series included the replacement of four schools, the creation of a new Explorative Pathways for Innovative Careers (EPIC) campus, furniture replacement throughout the district, and maintenance to districtwide infrastructure. The included projects with expenditures of \$20.3 million are planned to be completed in 2025–2026.

Capital Projects Fund

The 2025–2026 Capital Projects Fund appropriation, totaling \$8.9 million, includes nearly \$2.1 million of total revenues and transfers from other funds plus \$6.8 million in beginning fund balances. Expenditures of \$4.3 million are anticipated for vehicle purchases, technology, roof repairs, and equipment leases scheduled in 2025–2026. The fund is expected to end the year on June 30, 2026, with \$4.6 million in committed fund balance. In 2025–2026, the General Fund will transfer \$2.0 million to the Capital Projects Fund in order to fund planned expenditures.

Operations and Technology Fund

This special revenue fund was created in January 2021 after the passage of the Debt-Free Schools Mill Levy by district voters in November 2020. The creation of the fund allowed the district to repurpose the budget formerly associated with the operations and maintenance of district facilities, which were previously accounted for in the General Fund. The 2025–2026 Operations and Technology Fund appropriation of \$30.3 million includes current revenues of \$28.7 million, funded by an 11.000 mill levy, plus \$1.5 million of beginning fund balance. Expenditures of \$25.1 million are expected in 2025–2026 and include ongoing building maintenance, capital improvements, and a per-pupil allocation to the charter schools.

Designated Purpose Grants Fund

The Designated Purpose Grants Fund appropriations total \$7.7 million. Federal and state grants provide additional funding for school programs. The largest grants include Every Student Succeeds Act of 2015 (ESSA), Individuals with Disabilities Education Act (IDEA), and Medicaid.

Student Athletic, Activities, and Clubs Fund

The 2025–2026 Student Athletic, Activities, and Clubs Fund appropriation is \$5.4 million from all available resources. This fund receives 57.4 percent of its revenues through a transfer from the General Fund. The remaining funding is from student fees, gate receipts, sponsorships, and

LITTLETON PUBLIC SCHOOLS

Littleton, Colorado

interest earnings. The Student Athletic, Activities, and Clubs Fund represents the costs of providing extracurricular activities and clubs at all levels, intramural athletic programs at the middle school level, and Colorado High School Activities Association (CHSAA) programs at the high school level.

Nutrition Services Fund

The Nutrition Services Fund appropriation is \$10.9 million in 2025–2026. This is a self-sustaining program that pays the General Fund approximately \$250,000 annually for overhead. For fiscal year 2025–2026, the new Healthy Schools Meals for All, passed by voters in November 2022, allows for breakfast and lunch availability for all students. Meal reimbursements from both state and federal sources provide the majority of funding. Expenditures of \$7.0 million are expected in 2025–2026 leaving a remaining fund balance of \$3.9 million.

Extended Day Care Program Fund

The 2025–2026 Extended Day Care Program Fund appropriation is \$7.3 million, with both budgeted user fee revenues and expenditures anticipated to be \$4.1 million each. Fund balance is projected to remain at \$3.3 million by year end. This fund accounts for the before- and after-school care of children at the district’s elementary school sites. This is a self-sustaining fund which will pay \$269,520 to the General Fund for overhead expenses.

Charter Schools

The district’s two charter schools, Littleton Academy and Littleton Preparatory, are reported as component units. The charter schools are financially dependent on the district; however, they are independent entities accounted for as a separate fund. The charter schools receive full funding from the district’s per-pupil School Finance Act funding and a share of the mill levy override election funding. They also receive a share of the Debt-Free Schools Mill Levy by district voters in November 2020. Through an annual agreement, the charter schools pay the district for administration costs, including limited special education services.

District Achievement

The Colorado Department of Education (CDE) categorizes districts statewide based on a performance framework. Districts are designated an accreditation category based on an overall framework score, which is a percentage of the total points earned out of the total available in each performance indicator. Littleton Public Schools met or exceeded all performance indicators and received a rating of Accredited with Distinction or Accredited every year since the rating was established in 2010. Additionally, the district regularly receives both John Irwin School of Excellence awards and Governor’s Distinguished Improvement awards from CDE.

In past years, Littleton Public Schools submitted its annual budget to the Association of School Business Officials International (ASBO) to be considered for the Meritorious Budget Award (MBA). This international budget award program was established by ASBO in 1995 for the 1994 fiscal year to encourage and recognize excellence in school system budgeting and help school business administrators achieve a high standard of excellence in budget presentation. The district was last awarded the Meritorious Budget Award for the fiscal year beginning July 1, 2024, which was the

LITTLETON PUBLIC SCHOOLS

Littleton, Colorado

district's 28th award. Littleton Public Schools believes this current budget also meets the MBA program criteria and will submit this document to determine its eligibility for an award.

Student Achievement

The district determines, in part, the success of its educational mission through the measurement of student achievement. Students are evaluated through written and oral work, classroom tests, other assignments, and standardized tests. The CMAS assessments are designed to determine how Colorado's students achieve in relation to the *Colorado Academic Standards (CAS)*. Results of the 2024 CMAS test scores show Littleton Public Schools' students continue to outscore the state in all grades and content areas tested.

Community Reaction

The district periodically uses surveys to determine how the district's citizens view Littleton Public Schools. Some of the questions posed to respondents are asked in every survey administered in order to provide comparisons over a period of time. The surveys continue to show that citizens view Littleton Public Schools in a positive light and show positive ratings regarding the quality of the schools and handling of taxpayer dollars.

Summary

Littleton Public Schools' patrons can remain confident in the district's determination to maintain a sound financial position in changing economic times. The district continually strives to keep resources strategically focused on improving student learning while seriously accepting the responsibility of public funds stewardship by reviewing long-range financial projections throughout the fiscal year. The rigorous and systematic budget process ensures that taxpayers' monies are spent efficiently and responsibly while always maintaining the goal of providing LPS students a quality education.



ORGANIZATIONAL SECTION

LITTLETON PUBLIC SCHOOLS

Littleton, Colorado

PROFILE OF THE SCHOOL DISTRICT

The school district, established in 1889, is organized under Article IX of the Constitution of the state of Colorado. The district was later redistricted and named Arapahoe County School District Number Six. It is commonly called Littleton Public Schools (LPS). The district is fiscally independent based on the governmental accounting standards of having an elected governing body with a separate legal status that adopts the annual budget and certifies mill levies to Arapahoe County for property tax collections.

The district operates under a locally elected, five-member board providing educational services as mandated by state and/or federal agencies. The legislative power of the school district is vested in the Board of Education (the Board), whose members are elected at successive biennial elections by the electors for staggered four-year terms. The Board governs the district's 20 schools, staffed by 881 certified teaching personnel, 863 professional support and classified employees, and 85 administrative employees. The two charter schools are governed by their own Boards. The district provides educational services to approximately 13,009 students in Grades Preschool–12 and special education students.

The school district is the nineteenth largest in Colorado among 179 school districts in terms of enrollment and the third largest in Arapahoe County, after the Cherry Creek and Aurora school districts. In 2025–2026, it will operate one early childhood education center, 10 elementary schools, four middle schools, three high schools, one combined alternative middle/high school program, one career and technical campus, and two charter schools.

The district services an area of approximately 28 square miles in western Arapahoe County in the southern portion of the Denver metropolitan area. Included within its boundaries are the town of Columbine Valley; the majority of the City of Littleton; portions of the municipalities of Bow Mar, Centennial, Englewood, and Greenwood Village; and approximately four square miles of unincorporated Arapahoe County.

While the district is located within the third most populous county in the state, the area comprising LPS is principally residential and has limited housing development potential, which affects not only enrollment but also the population. Additionally, the population within district borders has been trending towards older demographics for several years, meaning younger families with school-aged children are not as prevalent. While some neighborhoods in the district are beginning to see more young families establish homes, the number of students overall has been stable or slightly declining for several years. A static or declining student enrollment limits or reduces funding for educational programs and supporting services. The estimated district's population is 97,375 for fiscal year 2025–2026, which means the percentage of district students in the general population is 13.4 percent.

A comprehensive plan passed by the City of Littleton in 2019 estimated the city would need 6,550 new housing units by 2040 in order to provide for anticipated population growth and help control the increases in property values that could render much of the city unaffordable to many in the workforce. Overhauls to city zoning and land use codes are underway in order to mitigate the problem of where to put the needed housing. The chart on the next page shows basic demographics for the most recent years providing comparable numbers for both the district and the county. They help illustrate some of the challenges discussed.

LITTLETON PUBLIC SCHOOLS
Littleton, Colorado

PROFILE OF THE SCHOOL DISTRICT
(continued)

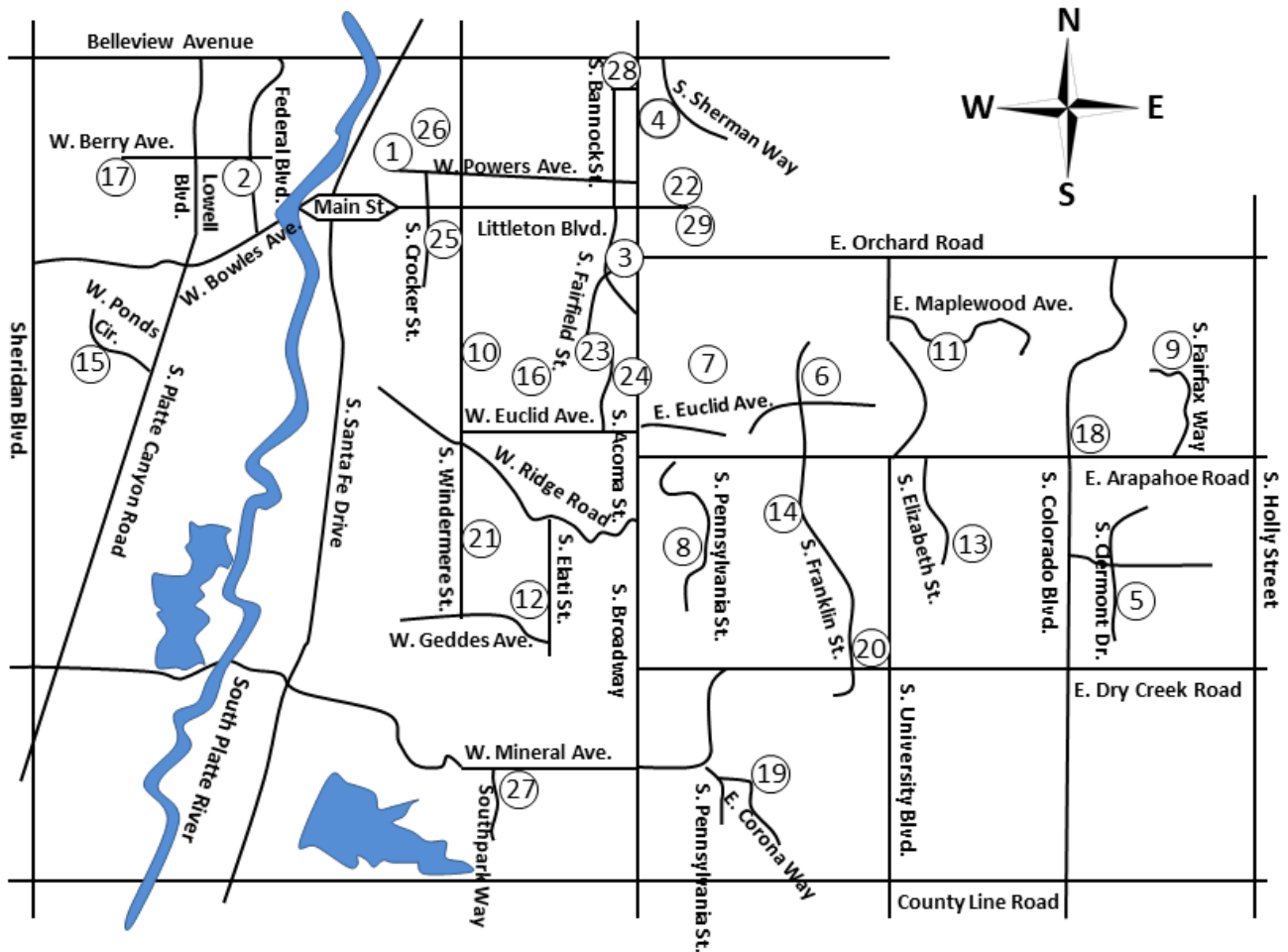
Demographic Comparison of the District and County

	<u>Littleton Public Schools</u>			<u>Arapahoe County</u>		
	<u>2022</u>	<u>2023</u>	<u>Percent Change</u>	<u>2022</u>	<u>2023</u>	<u>Percent Change</u>
General Demographics						
Population	96,444	93,670	(2.9%)	655,808	656,061	0.0%
Total households	43,397	38,581	(11.1%)	258,450	261,161	1.0%
Average household size	2.20	2.40	9.1%	2.52	2.49	(1.2%)
Median household income	\$142,946	\$150,654	5.4%	\$125,365	\$132,076	5.4%
Median house value	\$635,800	\$663,200	4.3%	\$560,400	\$571,900	2.1%
People living below poverty level	4.7%	5.8%	1.1%	7.9%	10.7%	2.8%
Racial/Ethnic Breakdown						
White	77.7%	76.9%	(0.8%)	56.0%	54.7%	(1.3%)
Hispanic	12.0%	12.9%	0.9%	21.0%	22.0%	1.0%
Black or African American	1.2%	2.0%	0.8%	10.4%	10.2%	(0.2%)
American Indian/Native Alaskan	0.2%	0.3%	0.1%	0.4%	0.1%	(0.3%)
Asian	2.5%	2.6%	0.1%	5.8%	5.9%	0.1%
Native Hawaiian and Other Pacific Islander	0.2%	0.0%	(0.2%)	0.2%	0.3%	0.1%
Two or more races	6.0%	5.0%	(1.0%)	5.7%	5.9%	0.2%
Other	0.2%	0.3%	0.1%	0.5%	0.8%	0.3%
Age Breakdown						
Median age	44.1	41.0	3.1	37.6	37.4	(0.2)
Under 5 years	4.7%	5.7%	1.0%	5.6%	6.2%	0.6%
5–19 years	15.6%	18.7%	3.1%	18.7%	17.5%	(1.2%)
20–24 years	3.1%	6.0%	2.9%	6.2%	3.6%	(2.6%)
25–34 years	13.6%	15.7%	2.1%	15.6%	12.8%	(2.8%)
35–44 years	13.9%	15.1%	1.2%	15.1%	16.0%	0.9%
45–54 years	12.0%	12.7%	0.7%	12.8%	12.4%	(0.4%)
55–64 years	12.3%	11.3%	(1.0%)	11.4%	11.4%	0.0%
65–74 years	14.2%	9.1%	(5.1%)	9.0%	11.1%	2.1%
75–84 years	6.7%	4.6%	(2.1%)	4.2%	7.2%	3.0%
85 years and over	3.9%	1.3%	(2.6%)	1.5%	2.0%	0.5%

Source: United States Census Bureau. Retrieved January 2025, from <https://data.census.gov/cedsci/>

LITTLETON PUBLIC SCHOOLS Littleton, Colorado

MAP OF THE SCHOOL DISTRICT



- | | | |
|-----------------------------|---------------------------|---|
| 1. North Facility | 11. Peabody Facility | 21. Heritage High School |
| 2. Centennial Elementary | 12. Runyon Elementary | 22. Littleton High School |
| 3. East Community Center | 13. Sandburg Elementary | 23. Options Secondary Program |
| 4. Field Elementary | 14. Twain Facility | 24. Acoma Building |
| 5. Ford Elementary | 15. Wilder Elementary | 25. Education Services Center |
| 6. Gudy Gaskill Elementary | 16. Euclid Middle School | 26. Transportation Services Center |
| 7. The Village ECE | 17. Goddard Middle School | 27. Littleton Academy Charter School |
| 8. Hopkins Elementary | 18. Newton Middle School | 28. Littleton Preparatory Charter School |
| 9. Lenski Elementary | 19. Powell Middle School | 29. Explorative Pathways for Innovative Careers (EPIC) campus |
| 10. Little Raven Elementary | 20. Arapahoe High School | |

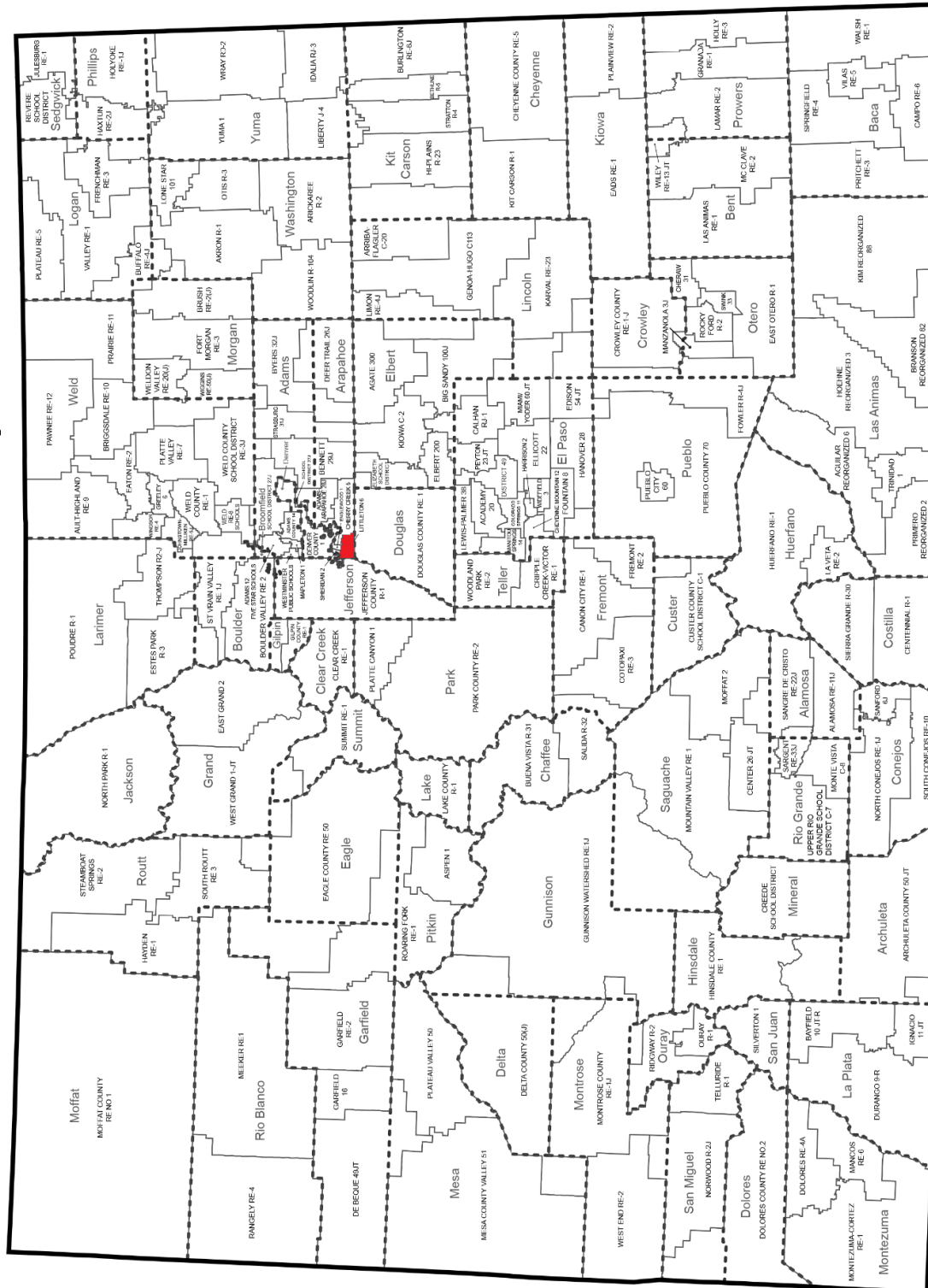
LITTLETON PUBLIC SCHOOLS

Littleton, Colorado

COLORADO SCHOOL DISTRICTS AND COUNTIES MAP

Littleton Public Schools is one of 13 districts located in the Denver metropolitan area and one of nine districts located in Arapahoe County. Overall there are 179 districts in the state of Colorado with 146 of them classified as rural or small rural by the Colorado Department of Education. The majority of the state's students, 85 percent, are concentrated within non-rural districts like LPS. The map of Colorado shown below illustrates where LPS is located (in red) both in the state and the counties within the state.

Colorado School District and Counties Map



Produced by the Colorado Department of Education - July 2019

LITTLETON PUBLIC SCHOOLS
Littleton, Colorado

PRINCIPAL OFFICIALS

Board of Education



Angela Christensen
President
Term: 2021–2025



Andrew Graham
Vice President
Term: 2021–2025



Lindley McCrary
Treasurer
Term: 2023–2027



Joan Anderssen
Secretary
Term: 2021–2025



Chérie Garcia-Kuper
Assistant Secretary
Term: 2023–2027

Superintendent’s Staff

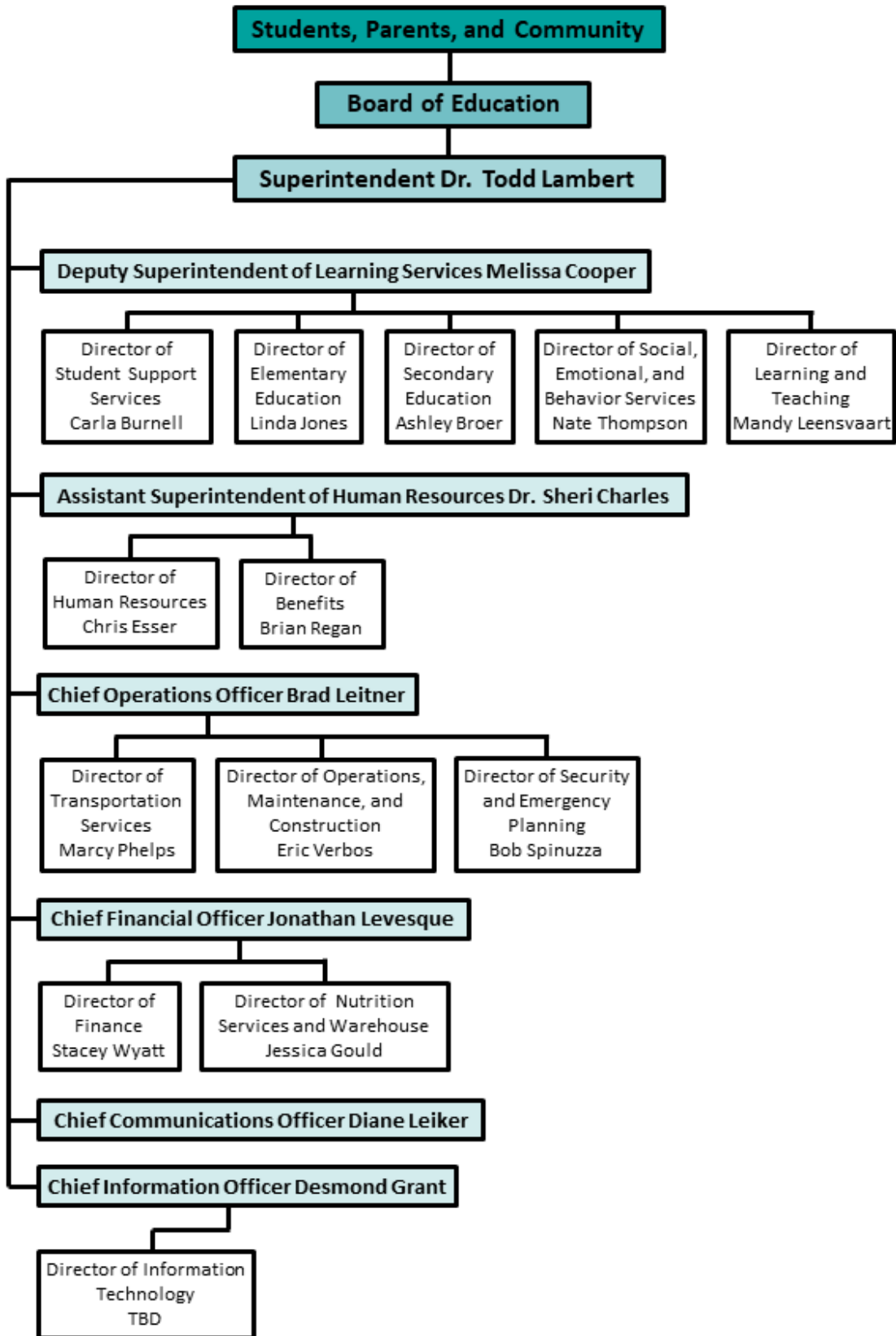
Dr. Todd Lambert..... Superintendent
Melissa CooperDeputy Superintendent of Learning Services
Dr. Sheri Charles Assistant Superintendent of Human Resources
Brad Leitner.....Chief Operations Officer
Jonathan LevesqueChief Financial Officer
Diane Leiker Chief Communications Officer
Desmond Grant..... Chief Information Officer

MISSION STATEMENT

To educate all students for the future by challenging every individual to continuously learn, achieve, and act with purpose and compassion in a safe and secure environment.

LITTLETON PUBLIC SCHOOLS
Littleton, Colorado

ORGANIZATIONAL CHART



LITTLETON PUBLIC SCHOOLS

Littleton, Colorado

STRATEGIC PLAN

Vision Statement

Littleton Public Schools ♦ Extraordinary learning, exceptional community, expanded opportunity, and success for all students. A world class education prepares all students to succeed in a global society.

Mission Statement

The Littleton Public School District shall strive to educate all students for the future by challenging every individual to continuously learn, achieve, and act with purpose and compassion in a safe and secure environment.

Core Beliefs

1. A Littleton Public Schools education prepares all students to succeed in a global society.
2. Every student is unique and has different abilities, needs, and learning styles that require varying educational techniques and strategies.
3. Students learn best when their passions and talents are coupled with high expectations and academic rigor in a safe and caring environment.
4. A quality educational environment requires exceptional teachers, administrators, and staff supported by effective professional development, competitive compensation, and personnel practices that attract and retain the best staff.
5. The foundation for education and citizenship is built upon communication and connections with the community, including the active participation of students, staff, and parents.
6. A comprehensive education provides students with varied learning opportunities that include curricular and extra-curricular offerings.
7. Meaningful and appropriate evaluation of student learning occurs through timely and ongoing analysis of student performance on a variety of assessments.
8. Effective use of technology as an instructional tool enables students to successfully communicate, learn, and compete in a global environment.
9. An LPS education enables students to think critically, work collaboratively, communicate effectively, and act with integrity.
10. Students learn best when there are collaborative partnerships that foster thoughtful and relevant learning innovations between school and district leadership.
11. A strong, flexible, and fiscally responsible school district that is adequately funded is critical for long-term success and community confidence; for maintaining strong partnerships with local, state, and national elected officials and neighboring agencies; and for engaging in, shaping, and influencing public policy that affects education services in LPS.

Focus Areas

1. Enhance instructional systems and career pathways that maximize achievement for all students and integrate knowledge and skills relevant to 21st century career choices.
2. Expand utilization of instructional technology with appropriate use for student achievement while providing the infrastructure for organizational efficiency and effectiveness.
3. Provide an educational and work environment that supports professional learning and collaborative work for all staff.
4. Promote, sustain, and create quality programs that make Littleton Public Schools the uniquely preferred choice for families inside and outside the district.
5. Engage the community and parents as active partners in the objectives, activities, and performance of the school district and its students.
6. Optimize the use of district resources and facilities to meet student learning needs while operating the district efficiently.
7. Promote and provide a safe environment that fosters caring, respect, and compassion for others.
8. Enhance and support quality early childhood and childcare programs.
9. Educate and support staff, parents, and community to address equity through innovation, including student-centered learning, and by providing access and opportunity for all students.
10. Partner with parents and community to expand and enhance programs that address the physical, social, and emotional well-being of students, families, and staff.

LITTLETON PUBLIC SCHOOLS

Littleton, Colorado

DISTRICT GOALS FOR SCHOOL IMPROVEMENT

Colorado law requires every school and district to utilize the Unified Improvement Plan (UIP), an annual improvement process that includes measurable goals to improve student achievement. The district supports a two-year planning cycle for school and district improvement to provide quality time to develop long-range goals and to measure student progress over time. In compliance with state law, data is analyzed and progress is documented annually. The Learning Services team makes annual visits to each school to discuss progress toward goals. The district continues to monitor and report graduation and dropout rates; attendance rates; and student achievement data such as standardized test scores, *Scholastic Aptitude Test* (SAT) scores, Advanced Placement test results, International Baccalaureate (IB) test results, and the *Colorado Measures of Academic Success* (CMAS) test results.

In accordance with state law concerning school and district accreditation and federal legislation, LPS developed goals designed to address and measure student performance. Schools may include additional local goals identified by the school community. Each school, and the district, completes a state-required UIP.

LPS Accreditation Goals for Student Achievement

In addition to the following priority performance challenge in our District Unified Improvement Plan, Littleton Public Schools has established a District Achievement Goal that states, “One hundred percent of LPS students will graduate prepared for meaningful post-secondary opportunities.”

Students who are not achieving at grade level in math and language arts are not making the growth necessary to catch-up. This is occurring in a disparate way across our system. We see this most specifically with English language learners and students on IEPs. Additionally, students identified as gifted and talented have been demonstrating a decrease in growth in math and language arts.

Increasing achievement and growth are major components of the LPS Strategic Plan. The district has made a commitment to Professional Learning Communities (PLCs); to Multi-Tiered Systems of Support, student-centered learning, and to the implementation of the *Colorado Academic Standards*. All of this is working to increase equity of experience and to raise standards across all grade levels and in every content area. Strengthening Tier I, or universal instruction, is key to improving student achievement. Toward this end, the district continues to implement co-teaching with English language learners and some special education classes. Providing solid Tiers II and III interventions is another ongoing mission of the district plan to improve achievement. Intentional support for social, emotional learning is also a vital part of instruction.

A commitment to data is behind each initiative, and ongoing data training is another key component of the overall plan. The district’s Annual Report reflects this commitment. The district motto, “big enough to serve you, small enough to know you,” is embodied in the comprehensive programming offered in a caring and involved small-town atmosphere.

The district designs the entirety of the district’s budget to accomplish the primary goal of educating students who attend LPS schools. In the past, the Board has periodically approved a multi-year spending plan that dedicates resources to specific areas of need in order to ensure achievement of the primary goal. To better utilize resources, the Board developed a list of priorities. They follow on the next page:

LITTLETON PUBLIC SCHOOLS
Littleton, Colorado

DISTRICT GOALS FOR SCHOOL IMPROVEMENT
(continued)

1. Professional learning communities and multi-tiered systems of support
2. Mental health and behavior support including student and staff wellness
3. Structure of school — more time (longer year and/or school day; smaller class sizes)
4. Stay competitive with compensation
5. Long range planning (facilities, properties, etc.)

In addition, the Board expanded that list with some secondary priorities as well. Those are as follows:

- Continued innovation and encouragement of staff creativity
- Stability — honoring prior commitments
- Maintaining effective teaching and learning and curriculum implementation
- Community engagement and partnership; communication, promotion, and brand identity
- Concurrent enrollment
- Maintaining LPS presence and leadership at the state level

Annually, the Board concentrates available resources on the 10 district focus areas, outlined on page 29, while carefully considering how funding and enrollment fluctuates, the needs of both the student population and the staff, and the community’s expectations. The chart below reflects how the Board has historically decided to apply on-going funds based on those focus areas.

Focus Area	2021–2022	2022–2023	2023–2024	2024–2025	2025–2026
1	\$2,738,807	\$2,903,000	\$52,500	\$332,000	\$216,000
2	150,868	–	192,500	–	44,750
3	–	–	–	–	–
4	–	–	269,750	732,100	108,000
5	–	–	–	58,100	–
6	–	–	–	–	89,500
7	30,500	200,000	471,400	970,842	1,449,588
8	150,868	–	–	–	–
9	20,000	100,000	63,000	29,000	44,750
10	–	500,000	50,000	–	–
Total	\$3,091,043	\$3,703,000	\$1,099,150	\$2,122,042	\$1,952,588

Keeping available resources and priorities in mind for fiscal year 2025–2026, the Board decided to fund \$2.0 million in new-recurring and \$0.5 million in one-time expenditures in the General Fund. These approved expenditures are listed on the following page.

LITTLETON PUBLIC SCHOOLS
Littleton, Colorado

DISTRICT GOALS FOR SCHOOL IMPROVEMENT
(continued)

General Fund Request Description	Focus Areas	New-recurring	One-time
Health/dental/life	7	\$1,026,588	\$ –
Staffing pool points (4.0 FTE)	1	–	432,000
Mental health staffing (3 – 1.0 FTE)	7	324,000	–
ELD staff (2 – 1.0 FTE)	1	216,000	–
IT staffing (1.0 FTE)	2, 6 & 9	175,000	–
IT staffing additional responsibilities	2, 6 & 9	4,000	–
Latinos in Action Teacher (2 – 0.5 FTE)	4	108,000	–
Increase to athletic trainer contract costs	7	66,000	–
Better Way Athletics	7	33,000	39,600
Recruitment/retention supplies	4	–	25,000
Job fair signing bonus SPED/ELD	1	–	50,000
	Total	\$1,952,588	\$546,600

The Operations and Technology Fund has an additional \$105,000 in new-recurring expenditures. Those expenditures include computer and security hardware and software along with maintenance budget for safety equipment.

Technology upgrades and purchases are also an integral part of the education plan. The district currently supplies approximately 14,000 computers for student use with another 2,000 computers for staff, including machines at the charter schools. This is approximately a 1:1 ratio, but there are spares factored in for substitute computers and a variety of kiosk machines and lab computers.

Computers are not the only operational technology the district requires. There are also servers and storage, which are part of the district’s data center, including firewalls, batteries, wireless access points, and various types of switches.

The typical lifespan of computers averages between 3–5 years depending on whether the machines are used only in district buildings or transported back and forth between home and school. Regardless, the district attempts to replace each computer every five years due to software support guarantees. Ideally, technology refreshes are completed as indicated in the table.

Item	Life Cycle	Notes
Staff computers	4–5 years	Refresh 25 percent of the fleet at a time
Student computers		
Layer 2 switches	5–7 years	Refresh 15 percent of the fleet at a time
Wireless access points		
Layer 3 switches		
UPS batteries	4 years	Refresh 25 percent of the batteries annually
Firewalls	5 years	Upgrade every 5 years to keep up with new threats and capabilities
Data center		

LPS Standards-Based Learning and Teaching: Grading Philosophy

Littleton Public Schools believes that the purpose of measuring individual student academic achievement is to communicate learning and growth. Standards-based proficiency grades provide

LITTLETON PUBLIC SCHOOLS

Littleton, Colorado

DISTRICT GOALS FOR SCHOOL IMPROVEMENT (continued)

equitable, reliable, consistent, accurate, meaningful, and timely communication to students, parents, teachers, and administrators on what each student knows and can demonstrate according to prioritized standards or identified outcomes.

We believe:

- All students can meet all grade-level academic standards. Colorado Academic Standards are written for all content areas and include Extended Evidence Outcomes.
- Grades are based on a student’s proficiency of the Colorado Academic Standards.
- Content knowledge is reported separately from work habits (participation, assignment completion, cooperation/collaboration, behavior, practice, following expectations, etc.).
- Consistent work habits support student learning.
- Proficiency is determined through the use of multiple learning opportunities over time.

Traditional Learning/Teaching	Versus	Standards-Based Learning/Teaching
<ul style="list-style-type: none"> • Based on point accumulation (0–100 percent) • Combines all factors, including work habits, to determine a final grade (i.e test scores, quiz scores, class participation, extra credit, homework completion, etc.) • Disproportional opportunities to earn "passing" grade and less recoverability if a student has an F • Unclear alignment with state/district standards • Grades can be inflated or inaccurate when not directly aligned with the standards and grade-level expectations 	<p>Versus</p>	<ul style="list-style-type: none"> • Based on using a 4-point scale with level descriptors • Separates content knowledge from work habits by providing clear information about how the student is progressing within each content standard • Equitable recoverability to attain proficiency by readdressing and reassessing student evidence within the standard • Leveled descriptors align with state/district standards • Measures students against the standard and aligns with grade-level expectations

Assessment and Achievement

For the broader Littleton community, accurate assessment results, which measure expectations for students, are a critical indicator of the academic health of individual schools and the district overall.

Littleton Public Schools and the community place a high value on performance and the district accreditation rating. This rating is based on several measures including student achievement, student growth, growth gaps, graduation rates, dropout rates, and SAT scores.

Assessments also play a vital role in measuring student performance and are often a major factor in shaping public perception about the quality of our schools. Assessment results are used to help improve teaching and learning and to evaluate programs and schools. Assessments not only generate the data on which policy decisions are based, but they also:

- monitor educational systems for public accountability

LITTLETON PUBLIC SCHOOLS

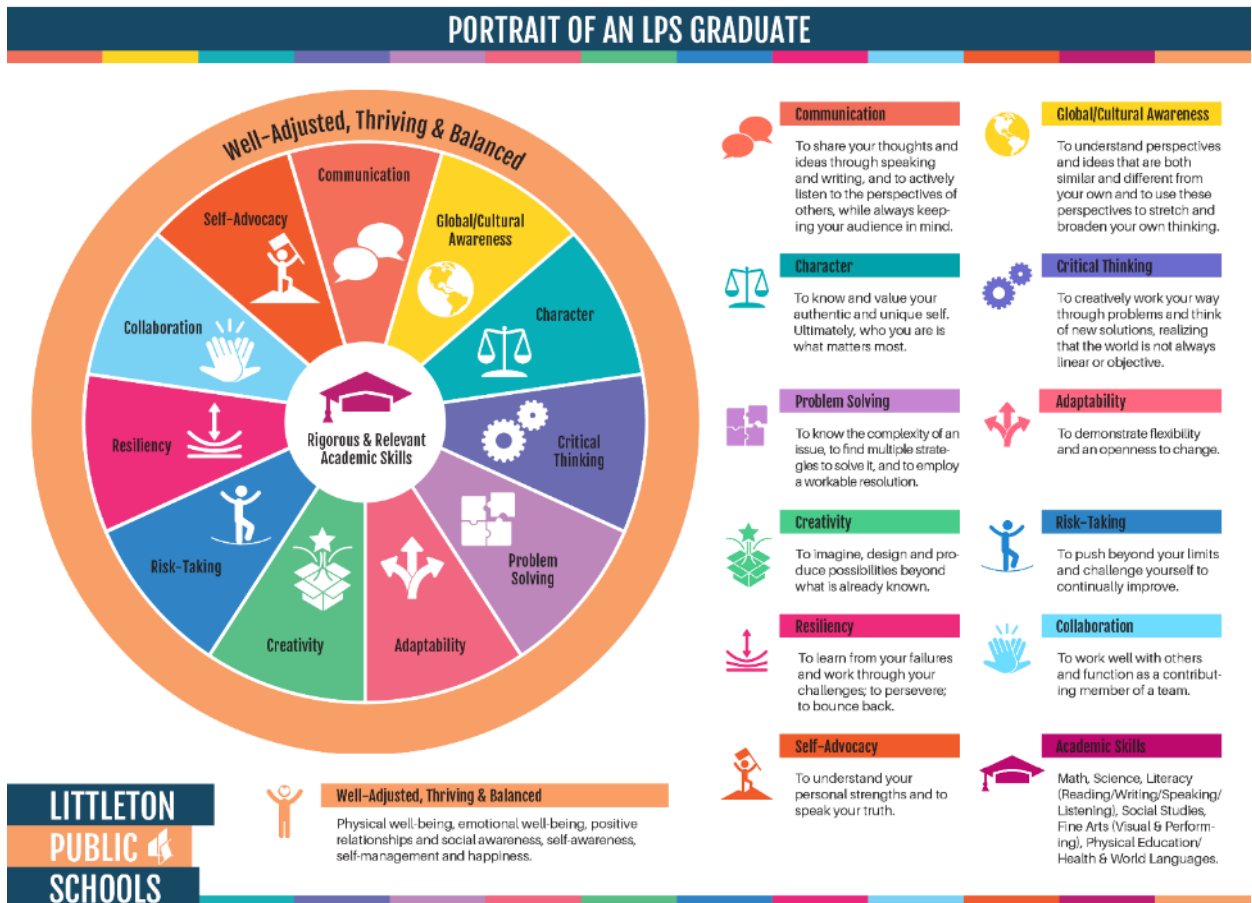
Littleton, Colorado

DISTRICT GOALS FOR SCHOOL IMPROVEMENT (continued)

- evaluate the effectiveness of instructional practices
- measure student achievement
- evaluate students' mastery of skills

Assessment testing is one of the best ways to determine if initiatives are having the desired effects. Assessment testing provides:

- achievement data which indicates progress toward achieving career and college readiness
- growth data which indicates progress through the academic standards
- diagnostic information which helps teachers and schools make instructional and placement decisions as well as monitor progress



Additionally, the data provided by the state assessments are important to the school and district. Schools and teachers use this data for a variety of purposes including as evidence of student learning, for school improvement, and for program decisions such as intervention and enrichment opportunities. This data provides the district with external measures, which schools use to make instructional decisions and evaluate instructional programming. The following page provides a summary of the assessment and achievement data that the district monitors and reports.

LITTLETON PUBLIC SCHOOLS

Littleton, Colorado

DISTRICT GOALS FOR SCHOOL IMPROVEMENT (continued)

- **Attendance rates.** Certification of attendance rates is completed at the conclusion of each fiscal year. The 2023–2024 average pupil attendance rate per Colorado Department of Education (CDE) was 93.7 percent. LPS has maintained an average attendance rate of at least 93.0 percent for the past 10 years. Schools continue to monitor the attendance rate and work with individual students and their families where attendance problems exist.
- **Graduation/Completion rate.** LPS high schools have a graduation rate that is consistently higher than the Colorado average. The 2024 on-time graduation and completion rate for the district was 94.1 percent. High schools continue to set goals to achieve continuous improvement in the graduation rate. In addition, all schools continue to help students take responsibility for their personal academic success. In order to help schools meet these goals, the district offers a number of programs that allow students to continue towards the goal of graduation even if they do not graduate within the anticipated time period indicated by their entrance into Grade 9. The 5-year and 6-year completion rates shown on page 200 reflect the success of these programs.
- **Student achievement.** Historically, standardized test scores of LPS students surpass both the Colorado and national averages. LPS students outscored the state by double digits in all grades and content areas tested. LPS students with disabilities and students in poverty also outperformed the state in all grades and content areas tested. However, the COVID-19 pandemic significantly curtailed state assessments in 2020–2021 and limited that data’s comparability to subsequent years. The district presents historical results of district testing beginning on page 202.
- **Other indicators.**
 - ✓ For 2023–2024 the LPS dropout rate, which the CDE calculates using information from all grades, is 0.7 percent, one of the lowest in the Denver metropolitan area.
 - ✓ In 2024, the number of LPS graduates planning to go on to higher education or into the military was 89.6 percent.
 - ✓ A total of 1,408 high school juniors and seniors sat for 2,496 Advanced Placement exams in 2023–2024. These students may receive college credit by scoring three or higher on a five-point scale on exams in various subjects. Test takers posted scores of three or higher on 79.8 percent of exams taken.
 - ✓ A large number of LPS high school seniors took college entrance tests in 2023–2024. The average scores were above both national and Colorado averages on the ACT tests and on the SAT tests. See pages 202–206 for test results.
 - ✓ In 2024, LPS high school seniors were offered approximately \$70.9 million in college grants and scholarships.
 - ✓ In 2024, LPS had one Boettcher Scholar Finalists, four Daniels Fund Scholars, five National Merit Scholar Finalists, 13 National Merit Commended Scholars, nine National Hispanic Recognition Scholars, one National Merit African American Recognition Scholar, five U.S. military academy appointments offered, 26 Baccalaureate Diploma Graduates, 305 AP Scholars, 23 STEM certificate recipients, and 161 Seal of Biliteracy Endorsements.
 - ✓ LPS has received the Colorado Department of Education’s prestigious Accredited with Distinction eight out of the nine years it has been awarded.

LITTLETON PUBLIC SCHOOLS

Littleton, Colorado

DISTRICT GOALS FOR SCHOOL IMPROVEMENT (continued)

- ✓ Citing the most recent information available, in 2023 LPS schools received eight John Irwin School of Excellence awards and one Governor’s Distinguished Improvement award from the CDE.
- ✓ LPS high schools boast regional and state champions in athletics, academics, STEM and performing arts.
- ✓ *Niche.com’s* “2024 Best Schools in America Rankings and Grades” listed Littleton Public Schools as #6 for Best School Districts, #11 for Best Teachers in Colorado, and #12 for Best Places to Teach in Colorado out of 164 reporting districts. In the Denver metropolitan area, the district is listed as #1 for Best Teachers, #2 for Best Places to Teach, and #2 for Best School Districts out of 19 districts. Additionally, all three LPS high schools were in the top 15 percent of Best Public High Schools in Colorado out of 522 schools and all four middle schools plus the district’s charter schools were also in the top 15 percent of Best Public Middle Schools in Colorado out of 622 schools.

LITTLETON PUBLIC SCHOOLS

Littleton, Colorado

SUMMARY OF SIGNIFICANT ACCOUNTING POLICIES

Reporting Entity

The district was formed under the laws of the state of Colorado and operates under an elected Board of Education. The district's fiscal year is from July 1 through June 30. As required by Generally Accepted Accounting Principles (GAAP), the financial statements of the reporting entity include those of the district only. No additional separate governmental units, agencies, or nonprofit corporations are included in the financial statements of the district, except for the two charter schools of the district, Littleton Academy and Littleton Preparatory.

The two charter schools are separate, independent organizations, but are financially dependent on the district. The statutory and contractual financial obligation to the charter schools is a budgeted expenditure in the district's General Fund. The budgets for the charter schools' revenues and expenditures are reported as component units of the district.

The district does not exercise oversight responsibility over any other entity, nor is the district a component unit of any other governmental entity.

Fund Accounting

Colorado Revised Statutes (C.S.R. Title 22. Education) provide the structural, procedural, and operational guidelines used to develop the district's financial practices. Additionally, the accounting and reporting structures implemented are those approved by the Colorado Department of Education (CDE) and can be found in greater detail in CDE's *Financial Policies and Procedures Handbook*.

The district uses funds and account groups to report on its financial position and the results of its operations. Fund accounting is designed to demonstrate legal compliance and to aid financial management by segregating transactions related to certain government functions or activities.

A fund is a separate accounting entity with a self-balancing set of accounts. An account group, on the other hand, is a financial reporting device designed to provide accountability for certain assets and liabilities that are not recorded in the funds because they do not directly affect available financial resources.

All district funds are classified as governmental funds. Those funds are divided into the following separate "fund types."

Governmental Funds

- *General Fund*—The General Fund is the general operating fund of the district. It is used to account for financial resources except those required to be accounted for in another fund.
- *Risk Management Fund*—The Risk Management Fund is a sub-fund of the General Fund. It accounts for risk-related activities at the discretion of the Board.

Special Revenue Funds—Special Revenue Funds account for the proceeds of specific revenue sources that are legally restricted to expenditures for specified purposes. There are five Special Revenue Funds in the district: the Operations and Technology Fund; the Designated Purposed Grants Fund; the Student Athletic, Activities, and Clubs Fund; the Nutrition Services Fund; and the Extended Day Care Program Fund.

LITTLETON PUBLIC SCHOOLS

Littleton, Colorado

SUMMARY OF SIGNIFICANT ACCOUNTING POLICIES (continued)

- *Debt Service Fund*—The Debt Service Fund is used to account for the accumulation of resources for, and the payment of, general long-term obligation principal, interest, and related costs. The Bond Redemption Fund is the only Debt Service Fund of the district.
- *Capital Projects Funds*—Capital Projects Funds are used to account for and report financial resources that are restricted, committed, or assigned to expenditures for the major capital outlays and ongoing capital needs of the district. There are two Capital Projects Funds in the district: the Building Fund and the Capital Projects Fund.

System of Classifying Revenues

Revenues for the district are classified by source within each fund. All revenues fall within five basic categories. The major divisions by source are as follows:

State Sources

- *State equalization*—funding the district receives as calculated using the Total Program funding formula outlined in the School Finance Act. The legislature developed the formula to provide an equitable educational experience for all districts in Colorado and takes into account district-by-district variances in cost of living, district size, and number of at-risk pupils. The General Fund accounts for this revenue.
- *Categorical revenues*—funding provided by the state to pay for specific programs that serve particular groups of students or student needs. They include special education aid, transportation aid, career and technical education funding, gifted and talented funding, and English language proficiency funding. The General Fund accounts for this revenue.
- *Universal Preschool (UPK) revenues*—funding provided by the state through the Colorado Department of Early Childhood to pay for the UPK Colorado program created in statute under HB22-1295 starting in fiscal year 2023–2024. The General Fund reflects this funding.
- *State grants*—revenues received from state-operated grant programs. This source provides a portion of revenue in the Designated Purpose Grants Fund and the healthy schools meals for all funding in the Nutrition Services Fund. These grants, such as the Colorado READ Act, can and do change frequently and are restricted in both amount and use.

Federal Sources

- *Federal educational grants*—revenues received via grant programs operated by the federal government. They provide a limited amount of funding to help specific groups of students. The Designated Purpose Grants Fund accounts for the majority of this revenue and it is restricted in both amount and use. It includes grants such as the Every Student Succeeds Act (ESSA) and the Individuals with Disabilities Education Act (IDEA).
- *Federal relief grants*—revenues received via three different ESSER grants were provided to help stabilize K–12 school districts and allow them to safely open, sustain the safe operations of schools, and address the impacts of student learning loss caused by the coronavirus pandemic.
- *Federal nutrition grants*—federal grant funding specifically provided to support nutrition programs in school districts nationwide. It is recorded in the district’s Nutrition Services Fund, which operates the LPS school breakfast, lunch, snack, and summer food service programs along with the fresh fruit and vegetable programs.

LITTLETON PUBLIC SCHOOLS

Littleton, Colorado

SUMMARY OF SIGNIFICANT ACCOUNTING POLICIES (continued)

Property Taxes

Mill levy overrides—accounted for in the General Fund, this is funding received from the collection of voter-approved property tax mill levies. Revenues from this funding source do not affect the amount of Total Program revenues a district receives; however, state law limits the amount of revenue districts can raise via this method. Mill levy override funding is not restricted in use but LPS generally avoids using it to fund one-time projects or capital needs.

- *Debt-Free Schools Mill Levy*—accounted for in the Operations and Technology Fund, this is funding received from the collection of a voter-approved property tax mill levy and is restricted for the sole purpose of funding capital construction, new technology, existing technology upgrades, and facility maintenance needs without borrowing money. Like regular mill levy override funds, revenues from this funding source do not affect the amount of Total Program revenues the district receives.
- *Specific ownership taxes*—also accounted for in the General Fund, refers to taxes derived from a property tax levied on motor vehicles in addition to the sales tax, which is then distributed to various local governments. The district has no control over the amount of specific ownership taxes received from year to year. Additionally, about half of the total amount of this revenue is included in the Total Program calculation, thereby affecting how much School Finance Act funding the district receives.
- *Public school finance levy*—a property tax levy imposed to finance a district’s Local Share of Total Program under the School Finance Act, this levy was not set by the district or approved by voters. Legislation capped the amount of this levy at 27.000 mills, but effective in fiscal year 2008–2009, the state legislature froze the district’s School Finance Act levy at 25.353 mills. The amount of tax revenues actually collected from this levy fluctuate annually based on assessed property values. House Bill (HB) 20-1418 reinterpreted previous reductions in mill levies as having been unauthorized by statute, allowing a district to review the School Finance Act levy and raise it to 27.000 mills via a resolution by the Board to grant a temporary property tax. The bill also required the Board to issue a temporary property tax credit in an amount equal to the number of mills that exceed the mills levied in 2019. For LPS this was 1.647 mills and kept the 2021 School Finance Act Levy portion of the district’s levies at 25.353 mills. Beginning in 2022, districts were required to start increasing their School Finance Act levy by 1.000 mill per year until it reached the cap of 27.000. For 2022, the district increased this levy to 26.353 mills with its final increase of 0.647 mills to cap the amount in 2023. This mill levy generates approximately \$70.5 million in local taxes accounted for in the General Fund.

Other Local Sources

- *Tuition-based program fees*—funds received for specific program services. While the Extended Day Care Program Fund accounts for the bulk of these fees, some tuition-based programs, such as preschool, Drivers’ Education and Career and Technical Education, are included in the General Fund.
- *Instructional materials fees*—funds collected for consumable items used during classroom instruction and are accounted for in the General Fund.

LITTLETON PUBLIC SCHOOLS

Littleton, Colorado

SUMMARY OF SIGNIFICANT ACCOUNTING POLICIES (continued)

- *Investment earnings*—revenues received as a direct result of investing the district’s cash assets are accounted for in whichever fund holds the invested assets.
- *Miscellaneous revenues*—revenues that do not fit in other specific categories. They include field trip fees, fines, restitution payments, transcript fees, graduation fees, yearbook fees, etc. Many of the district’s funds record this type of revenue depending on intended use.
- *Donations*—monetary gifts the district receives, including local grants, are also recorded in many of the district’s funds. Other than the grants, gifts are typically not restricted to a specific use; however, the district works to use these revenues for the purposes indicated by the groups donating the funds.
- *Facility rental fees*—revenues collected when district facilities are used by outside organizations for programs or events that are not part of the district’s curriculum or sponsored activities. The General Fund records these revenues.
- *Athletic, activities, and club participation fees*—fees collected by middle and high schools to help cover the expense of running the numerous sports and activity groups supported by the district. The Student Athletic, Activities, and Clubs Fund records all fees of this type.

Transfers from Other Funds

- *Transfers from other funds*—revenues derived from a transfer of funding from another district fund, typically the General Fund. Three funds will benefit from transfers in 2025–2026: the Risk Management Fund; the Capital Projects Fund; and the Student Athletic, Activities, and Clubs Fund.

System of Classifying Expenditures

Expenditures are classified by fund, location, function, purpose, and object. In this budget document, dual presentations for expenditures are by service unit and by object.

Fund—independent fiscal and accounting entities with a self-balancing set of accounts for recording both financial resources and expenditures that are currently operated by the district. They are established to manage specific activities or objectives of the district in compliance with special legislation, regulations, or other restrictions.

- *General Fund*—the principle operating fund of the district, which accounts for approximately 62.5 percent of budgeted 2025–2026 expenditures in the district.
- *Risk Management Fund (sub-fund of the General Fund)*—an optional, restricted fund the district uses solely for the management of risk-related activities and financial transactions as identified in C.R.S. section 24-10-115 and article 13 of title 29. It accounts for approximately 1.5 percent of 2025–2026 budgeted expenditures.
- *Bond Redemption Fund*—a restricted fund accounting for resources accumulated to pay the principal, interest, and project-related expenses on voter-approved, long-term general obligation debt. This fund accounts for 12.9 percent of 2025–2026 budgeted expenditures.
- *Building Fund*—a temporary, restricted fund used to track all the expenditures of resources approved by voters for acquiring capital sites, buildings, and equipment. In 2025–2026, this fund contains 6.4 percent of budgeted expenditures.

LITTLETON PUBLIC SCHOOLS

Littleton, Colorado

SUMMARY OF SIGNIFICANT ACCOUNTING POLICIES (continued)

- *Capital Projects Fund*—a committed fund used to account for the purposes and limitations specified by C.R.S. 22-45-103(1)(c), which our district uses to facilitate the acquisition of equipment, technology, and vehicles on an annual basis. This fund accounts for 1.4 percent of budgeted expenditures during the 2025–2026 fiscal year.
- *Operations and Technology Fund*—a restricted fund which accounts for the Debt-Free Schools Mill Levy, and associated interest, used to pay for the district’s general facility operations and maintenance. This fund is the district’s secondary operating fund and accounts for 7.9 percent of budgeted expenditures in fiscal year 2025–2026.
- *Designated Purpose Grants Fund*—the fund used to record financial transactions for grants received for designated programs funded by federal or state sources. It accounts for 2.4 percent of budgeted expenditures in 2025–2026.
- *Student Athletic, Activities, and Clubs Fund*—the fund committed to financial transactions for school-sponsored pupil athletics and other related activities which are supported in whole or in part by revenue from pupils, gate receipts, and other fund-raising activities. It is also used to record financial information for any student-organized clubs. The fund contains 1.5 percent of 2025–2026 budgeted expenditures.
- *Nutrition Services Fund*—a fund that is restricted to transactions related to food service operations and required because the district receives USDA and state school breakfast and lunch funding. It accounts for 2.2 percent of budgeted expenditures in 2025–2026.
- *Extended Day Care Program Fund*—a fund committed to tracking transactions for those locations that operate before- and after-school day care programs. It accounts for the remaining 1.3 percent of budgeted expenditures for the fiscal year.

Location—refers to the facilities, operational units, or sites specifically designated as budgetary units for in order to differentiate associated expenditures. The district currently maintains 27 facilities, not including the two charter schools. Some of those facilities, like the Education Services Center, house multiple departments while the schools are considered single programs.

Function—the broad categorization of responsibilities, or the general service area, into which expenditures are classified. The district has five major categories.

- *Regular instruction*—traditional, non-specialized educational opportunities provided for students Grades PreK–12 and the on-site administrative costs associated with each educational facility. This particular function occurs only in the General Fund and comprises 57.5 percent of General Fund budgeted expenditures for 2025–2026.
- *Special instruction*—encompasses both special educational opportunities for individuals in Grades PreK–12 and vocational or technical educational opportunities for secondary students in Grades 9–12. This function, located primarily in the General Fund, comprises 18.5 percent of budgeted General Fund expenditures. There are also some expenditures classified under this function in the Designated Purpose Grants Fund.
- *Governance*—refers to the activities of the elected body created according to state law and vested with responsibilities for educational activities for the district. All expenditures related to

LITTLETON PUBLIC SCHOOLS

Littleton, Colorado

SUMMARY OF SIGNIFICANT ACCOUNTING POLICIES (continued)

this function occur in the General Fund, and they account for 1.3 percent of budgeted expenditures in 2025–2026.

- *Support components*—the activities of the departments concerned with maintaining and facilitating the efficient and effective operation of all district facilities and programs. Many of the services provided within this category occur within the General Fund. Together they account for 19.3 percent of budgeted 2025–2026 fiscal year General Fund expenditures. Some service components also occur in other funds including the Capital Projects, Operations and Technology, Designated Purpose Grants, Nutrition Services, and Risk Management.
- *Transfers*—the funding of activities in other funds via accounting entries. Interfund transfers occur between the General Fund and the Risk Management; Capital Projects; and Student Athletic, Activities, and Clubs Funds in order to allocate monetary resources to those funds. These transfers account for the remaining 3.4 percent of 2025–2026 budgeted expenditures in the General Fund. There is an additional, smaller interfund transfer from the Extended Day Care Program Fund to the General Fund to help offset program overhead costs.

Purpose—the district’s more specific sub-categories of functions. The ability to narrow focus into specific areas gives the district more comprehensive data on what is working most efficiently and effectively for the benefit of all district students.

- *Regular instruction*—the largest area of expenditures by function splits into the following sub-categories (not including programs):
 - ✓ Elementary schools and preschool—project 4,846 students in Grades PreK–5 in fiscal year 2025–2026 and utilize 38.1 percent of the regular instruction budget.
 - ✓ Charter schools—project 961 students in Grades K–8 in 2025–2026 and utilize 10.1 percent of the regular instruction budget.
 - ✓ Middle schools—project 2,418 students in Grades 6–8 in 2025–2026 and utilize 17.7 percent of the regular instruction budget.
 - ✓ High schools—project 4,509 students in Grades 9–12 in 2025–2026 and utilize 32.2 percent of the regular instruction budget.
 - ✓ Districtwide fees and gifts—reflect the estimated annual gifts to school, instructional fees, and miscellaneous revenues that LPS expects to collect in the schools over the course of the fiscal year for inclusion in the expense accounts. Found only in the General Fund, this sub-category constitutes the remaining 1.9 percent of the regular instruction budget.
- *Special Instruction*—concentrates district resources either for students who have disabilities that meet state and federal eligibility requirements or for students who elect to pursue training through one of the districts many career and technical education courses. There are two sub-categories for this function.
 - ✓ Special education—will benefit an estimated 1,900 students in fiscal year 2025–2026 and utilize 85.2 percent of the special instruction budget.
 - ✓ Career and technical education—will be pursued by an estimated 5,000 students during 2025–2026 and utilize 14.8 percent of the special instruction budget.

LITTLETON PUBLIC SCHOOLS

Littleton, Colorado

SUMMARY OF SIGNIFICANT ACCOUNTING POLICIES (continued)

- *Governance*—considered both a function and purpose, this includes the Board of Education, Board treasurer services, executive administration services, election services, legal services, tax assessment and collection services, audit services, community relations services, staff relation and negotiation services, and other services including advisory committees.
- *Support Components*—refer to the six districtwide departments that provide the resources and personnel to keep the main infrastructure of the district operating safely and smoothly so the staff in those facilities can provide the students with the education they expect. These departments operate out of the General Fund primarily.
 - ✓ Learning Services—focuses on providing direct support to schools and programs for items such as curriculum development, assessments, discipline, and Gifted and Talented, to name a few. This department utilizes 41.8 percent of the General Fund support components budget.
 - ✓ Safety, Security, and Operations—provides districtwide support by making certain all facilities are safe spaces for both students and staff. This department uses 6.4 percent of the General Fund support components budget.
 - ✓ Human Resource Services—provides districtwide support by handling all the concerns of staffing from recruitment and hiring to benefits negotiations. The department accounts for 13.7 percent of the General Fund support components budget.
 - ✓ Transportation Services—primarily handles transporting students to and from facilities, on field trips, and to and from sporting events and activities, but they also maintain the district’s two vehicle fleets. The department accounts for 20.2 percent of the General Fund support components budget.
 - ✓ Information and Technology Services—provides districtwide support by maintaining the technology infrastructure and devices used by staff and students. The department accounts for 8.3 percent of the General Fund support components budget.
 - ✓ Financial Services—provides districtwide support by providing accounting, payroll, warehousing, purchasing services, and risk management. This department accounts for the remaining 9.6 percent of General Fund support components budget.

Object—refers to the specific types of expenditures found in each fund, location, function, and purpose. There are six primary object categories, two that the district lists as sub-categories, and one that is technically not an expense but is recorded as such for accounting purposes.

- *Salaries and wages*—amounts paid for personal services to both permanent and temporary school district employees. This portion of compensation is equal to 43.9 percent of the total district budget, not including component units. All funds except the Bond Redemption, Building, and Capital Projects Funds include these types of expenditures. In the General Fund, salaries and wages account for 59.9 percent of budgeted expenditures.
- *Employee benefits*—amounts paid by the school district on behalf of employees in addition to gross salary amounts. These include the district portions of PERA, Medicare, health insurance, and life insurance benefits and account for 15.6 percent of the district’s total budget. All funds except the Bond Redemption, Building, and Capital Projects Funds also contain this

LITTLETON PUBLIC SCHOOLS

Littleton, Colorado

SUMMARY OF SIGNIFICANT ACCOUNTING POLICIES (continued)

classification of expenditures. In the General Fund, benefits account for 21.3 percent of budgeted expenditures.

- *Purchased services*—services that can be performed only by persons or firms with specialized skills and knowledge; services purchased to operate, repair, maintain, and rent property owned or used by the school district; and amounts paid for services rendered by organizations or personnel not on the district’s payroll. Expenditures of these types occur in all funds except the Bond Redemption, Building, and Capital Projects Funds. They account for 7.9 percent of the district’s total budget.
 - ✓ Contracts with charter schools—while this is a purchased service, it is a separate line item in the district’s budget because of the nature of the expenditure. It accounts for 4.3 percent of the total budget for the year and occurs within both the General Fund and the Operations and Technology Fund.
 - ✓ Debt service—is another purchased service given a separate line item due to its importance. Used only in the Bond Redemption Fund, it reflects payments of both principal and interest costs for debt issuance. It accounts for approximately 12.9 percent of the total budgeted expenditures.
- *Supplies and materials*—amounts paid for items that are consumed, worn out or deteriorated through use, or items that lose their identity through fabrication or incorporation into different or more complex units or substances. These items also do not contribute to the district’s capital assets. Found in all funds except the Bond Redemption, Building, and Capital Projects Funds, they account for 4.5 percent of the total district budget for the year.
- *Capital outlay*—expenditures for acquiring capital assets including land or existing buildings, improvements of grounds, initial equipment, additional equipment, and replacement of equipment. While these types of expenditures occur in all funds except the Bond Redemption Fund, the majority of them occur in the Building Fund, the Capital Projects Fund, and the Operations and Technology Fund. These account for 8.5 percent of the total district budget.
- *Other expenditures*—amounts paid for goods and services not otherwise classified above are also found in all funds except the Bond Redemption, Building, and Capital Projects Funds. They account for 0.2 percent of the total budget.
- *Transfers out*—Transactions that withdraw money from one fund and place it in another without recourse. Recorded as expenditures only within the General Fund, Operations and Technology Fund, and Extended Day Care Program Fund, these account for the remaining 2.2 percent of the total budget.

Basis of Accounting/Measurement Focus

Measurement focus determines the accounting and financial reporting treatment applied to a fund. All governmental funds are accounted for using a current financial resources measurement focus. With this measurement focus, only current assets and current liabilities are included on the balance sheet. Operating statements of these funds present increases (i.e., revenues and other financing sources) and decreases (i.e., expenditures and other financing uses) in net current assets.

LITTLETON PUBLIC SCHOOLS

Littleton, Colorado

SUMMARY OF SIGNIFICANT ACCOUNTING POLICIES **(continued)**

Governmental funds account for the government's general government activities. Governmental fund types use the modified accrual basis of accounting. Under the modified accrual basis of accounting, revenues are recognized when susceptible to accrual (i.e., when they become both measurable and available). Expenditures are recorded when the related fund liability is incurred, if measurable, with the exception of unmatured general obligation and capital lease principal, which are accounted for as expenditures when due.

Budget

The annual budget is the financial plan for the operation of the school system. It provides the framework for both expenditures and revenues for the year and future years and translates the educational programs and objectives into financial terms.

State law requires budgets for all funds. During May, the superintendent of schools submits to the Board of Education a proposed budget for all funds for the fiscal year commencing the following July 1. The budget includes proposed expenditures and the means of financing them. Taxpayers receive notice of the availability of the proposed budget for inspection via a public notice in the local newspaper, and prior to June 30, the budget is adopted by formal resolution.

Expenditures may not legally exceed appropriations at the fund level. Authorization to transfer budgeted amounts between departments within any fund rests with the superintendent, the assistant superintendents, or designees. The reallocation of budget line items within any school or department within any fund rests with the school principal or department supervisor.

The Board of Education must approve revisions that alter the total appropriation of any fund. The basis of appropriations are the total funds expected to be available in each budget year, including beginning fund balances and reserves as established by the Board of Education. Variances between budgets and actual numbers result from the non-expenditure of reserves, non-occurrence of anticipated events, scheduling of capital projects, and normal operating variances. All appropriations lapse at fiscal year-end.

As a trustee of community, state, and federal funds allocated for use in local education, the Board has the responsibility to protect the funds and use them wisely.

Cash and Investments

In order to facilitate the recording of cash transactions and maximize earnings on investments, the district combines the cash resources of certain of its funds while maintaining accountability for each fund's equity in the pooled cash and investments. A third party custodian bank holds the cash of the Bond Redemption Fund.

All investments are stated at fair market value as of the balance sheet date. Individual funds receive allocations of earnings on investments based on their proportional equity in cash and investments.

LITTLETON PUBLIC SCHOOLS
Littleton, Colorado

SUMMARY OF SIGNIFICANT ACCOUNTING POLICIES
(continued)

Year-End Fund Balance

Maintaining a fiscal year-end fund balance is a beneficial and sound financial management practice. As such, the Board assigns to the superintendent or designee the responsibility of accumulating and maintaining a general fund balance amounting to five percent of the district's current fiscal year adopted budget as an operating reserve. This minimum reserve is in excess of the emergency reserve required by Article X, Section 20 of the Colorado Constitution, commonly known as the Taxpayer's Bill of Rights (TABOR), and other restricted, nonspendable, committed, or assigned General Fund fund balances.

In the event the district must use any or all of the five percent year-end unassigned fund balance to cover an unexpected loss of revenue or an extraordinary expenditure, those funds will be reallocated to fulfill the five percent required year-end unassigned fund balance before any other budget allocations in the subsequent fiscal year, unless otherwise approved by the Board.

Fund balances in all other district funds are categorized as non-spendable, restricted, committed, assigned, or unassigned per Board policy and as required by law.

LITTLETON PUBLIC SCHOOLS

Littleton, Colorado

BUDGET DEVELOPMENT PROCESS

Basis of Budgeting and Accounting

The district adopts budgets for all funds on a basis consistent with Generally Accepted Accounting Principles (GAAP).

The annual budget is the financial plan for the operation of the school district that is consistent with the budget priorities of the Board. It takes into account the Board's philosophical principles in making financial decisions, which are,

- Operating year-to-year with a budget balanced with available resources;
- Matching recurring expenditures with recurring revenue;
- Building the budget using core assumptions that reflect both current and future legislative and economic expectations;
- Spending within a framework defined by state law and current district priorities; and
- Maintaining a fund balance at levels necessary to meet restricted, assigned, committed, and adequate unassigned fund balance needs.

These provide the framework for both expenditures and revenues for the year and future years and help translate the educational programs and objectives into financial terms.

Developing the district budget involves multiple phases. They include identification of both long-term and short-term district goals, updating the budget calendar, formulating projections, distributing budget information to the various departments and schools, and collating the returned allocation requests. The district then condenses that information into a form that not only meets all legal requirements of the state but also presents the data in a practical and serviceable manner for all district shareholders.

The district's capital budgets are prepared in conjunction with the general operating budget. They are planned using recommendations from stakeholder committees commissioned by the Board of Education and by using an intensive process involving collaborative meetings with the chief operating officer, director, managers of the Operations, Maintenance, and Construction department, and the principals of each school. The district adds all needs to a capital reserve projects database, which includes extensive details on each facility issue. This list is then evaluated and vetted using a priority matrix in order to make the project selection process as objective as possible. The matrix is intended to estimate the relative priority among identified facility issues by assessing the significance of each issue in terms of the following.

- Need—safety versus aesthetics
- Urgency—failure expectancy
- Effect—building shutting down versus inconvenience
- Scope—affects an entire school versus a single individual

In some instances, other considerations may warrant re-ranking or even the overriding of minor differences in the calculated priority ratings; however, the overall highest priority facility issues are the first to be added to the budgeted projects for the next fiscal year as long as funding is available. Any remaining facility issues are retained in the database for possible inclusion in the planned projects for subsequent budget years.

LITTLETON PUBLIC SCHOOLS

Littleton, Colorado

BUDGET DEVELOPMENT PROCESS (continued)

The development of the operating budget considers the impacts of capital projects, since funding is limited. Major capital improvements, paid for with bond funds, are budgeted in the district's Building Fund, which is a temporary fund active only when voter-approved bond projects are under way. The Operations and Technology Fund generally handles capital improvements intended to maintain existing facilities and ensure smooth day-to-day operation of the district's buildings. This fund also records facility-operating costs including basic maintenance, custodial expenditures, and utilities. The Capital Projects Fund accounts for the ongoing needs for vehicle replacements, leases, and other projects not covered in the other two funds.

Budgets are developed for the district's other funds based on historical data and projections. While important, these are considered secondary funds since they are focused on specific types of activities funded by distinct revenue sources. The primary operations of the district are addressed in the General Fund and the Operations and Technology Fund.

Overall, the district's budget is developed to assure the future financial viability of LPS and achievement of the district's objectives and is subject to annual approval by the Board. The budget takes into account future revenue, including tax and non-tax revenue, and future increases in operating expenses, including salary and benefits costs. The process of public school budgeting is regulated and controlled by statutes and by requirements of the State Board of Education that prescribe the form of district budgets in order to ensure uniformity throughout the state.

The Board requires that the budget document accomplishes several objectives.

- It must be presented in a summary format that is understandable by any layperson.
- It must describe the expenditure and show the amount budgeted for the current fiscal year and the amount budgeted for the ensuing fiscal year.
- It must summarize revenues by revenue source and expenditures by function, fund, and object.
- It must include a uniform summary sheet for each fund administered by the district that details the following.
 - ✓ The beginning fund balance and anticipated ending fund balance for the budget year;
 - ✓ The anticipated fund revenues for the budget year;
 - ✓ The anticipated transfers and allocations that will occur to and from the fund during the budget year;
 - ✓ The anticipated expenditures that will be made from the fund during the budget year;
 - ✓ The amount of reserves in the fund.

The budget also discloses planned compliance with spending limitations outlined in Article X, Section 20, of the Colorado Constitution, including holding TABOR reserve funds in an unrestricted general fund or in cash funds.

The Board assigns the superintendent overall responsibility for annual budget preparation,

LITTLETON PUBLIC SCHOOLS

Littleton, Colorado

BUDGET DEVELOPMENT PROCESS (continued)

presentation, and administration. As part of that responsibility, the superintendent facilitates preparation of a budget calendar that ensures all legal deadlines for budget presentation, hearings, and adoption are met by the district, along with the deadline for certification of amounts to be raised by school tax levies. The budget calendar also takes into consideration the possible need to submit a request to raise additional local revenue to a vote by the district's electorate.

The Board also believes maintaining resources in the capital reserve and risk management funds is a beneficial and sound business practice and protects the public's investment in school district facilities and insurance programs. Since safe and secure facilities are an integral part of instruction, they represent a major investment, and facilities planning is an essential component of instructional planning. It is the Board's goal to plan facilities that:

- Efficiently house students and staff in permanent facilities that are conducive to optimal teaching and learning.
- Be appropriately located to provide optimal use during the life of the facility.
- Provide equity in instructional opportunities for all students.
- Reflect the value placed on instruction by the school district community.

Since facility planning is an ongoing process, the district uses many resources to carry out both short-term and long-range facility planning responsibilities. The planning process includes:

- Coordinating a process to identify, evaluate, validate, and document capital improvement needs, including the capital needs of district charter schools.
- Maintaining and updating a comprehensive list of capital improvement needs.
- Maintaining complete and current educational and technical specifications.
- Providing facility needs data and background information for development of short- and long-range capital improvement programs.
- Maintaining permanent facility project record documents and providing facility record information.
- Conducting a thorough technical evaluation of proposed school sites.
- Providing consultation, research, and information on facility matters.
- Keeping abreast of educational program changes/trends and their facility impact.

This budget document was designed to provide the general public with extensive and readable information about the school system. It is also intended as a working reference document for administrators and other school personnel.

The Table of Contents lists every topic covered in this document and its page number. As an additional aid, the document is divided into the following four sections.

- **Executive Summary**—Presents the letter to the Board and the Executive Summary, a condensed version of the information contained in other sections of the document.
- **Organizational Section**—Includes an explanation of the school district and its significant

LITTLETON PUBLIC SCHOOLS
Littleton, Colorado

BUDGET DEVELOPMENT PROCESS
(continued)

governmental accounting and budget policies, an organizational chart, the mission statement, major goals and objectives, and the budget development and administration process.

- **Financial Section**—Presents the budgets for all funds, including summaries, down to the school site and departmental levels in the General Fund.
- **Informational Section**—Includes numerous types of performance and operational information, including performance measures, enrollment trends, staffing and employee trends, revenues and expenditures trends, the uniform budget summary as required by C.R.S. 22-44-105 of the School Finance Act, and a glossary of terms.

LITTLETON PUBLIC SCHOOLS

Littleton, Colorado

BUDGET ADMINISTRATION AND MANAGEMENT PROCESS

Budget Administration Overview

The annual operating budget represents the district's plan to ensure that scarce financial resources are spent as efficiently and effectively as possible to meet the district's goals. It has been developed to focus the district's resources into programs and services that add value to the educational excellence the district provides its students. The district uses the Financial Policies and Procedures Handbook, adopted by the State Board of Education, in the development of the budget, the keeping of its financial records, and the periodic presentation of the financial information to the Board.

The purposes of this budget document are to serve as a:

- Policy document
- Financial plan
- Operations guide
- Communications tool

Budget administration and management is the process of regulating expenditures throughout the fiscal year to ensure that they do not exceed authorized amounts and are used in a manner consistent with both district policies and Colorado State laws. The district's budget process is ongoing and includes long-range forecasting and planning.

Management of the budget is accomplished in a variety of ways: monitoring program and curriculum implementation; controlling expenditures through the use of selective buying; tracking revenue receipts; making corrections to expenditure allocations to reflect changes in costs, service levels, or plans; and reports to the Board and public on fiscal operations.

During the preparation of the budget, the district utilizes many tools in order to allocate resources. Once the Board of Education adopts the budget in June, the document becomes a major fiscal management tool for administering and controlling expenditures. Other budget administration and management issues important to the budget process are discussed below.

Organization for Budget Management

Based on input from the Board, the Financial Advisory Committee, negotiated salary agreements, and other relevant information, Financial Services develops budget guidelines for approval by the superintendent's staff. The budget guidelines and all information necessary to develop a budget are sent to each budget manager to assist them in determining the allocation of funds which best meets the needs of their students or department.

School-centered decision making at the elementary, middle, and high schools further refines the budgeting process as sites strive to meet their improvement goals with the available funding. Budget sums allocated to the schools are further described on the Resource Allocation for Learning Sites on page 56.

Schools and departments determine the dollar amounts for their budget line items within overall limits and allocations. The staff of Financial Services uploads the proposed budgets into the district's computerized financial software system. The actual budget for the district resides with the accounts in

LITTLETON PUBLIC SCHOOLS

Littleton, Colorado

BUDGET ADMINISTRATION AND MANAGEMENT PROCESS **(continued)**

the financial software system and is accessible to budget managers and administration through normal report writing and account balance lookup operations.

The capital projects budget development process consists of developing a prioritized list of projects from which projects are selected for inclusion in the budget. Projects selected for funding are restricted to high-priority needs required to ensure the safety, security, asset preservation, and basic operation of schools and facilities within the district.

A budget structure chart shown on page 57 illustrates the organization of service units within the General Fund's budget.

Expenditure Control and Approvals

For management control purposes, the operating budget of the district's General Fund is divided into departments. Budget managers are accountable for the management of the financial resources allocated to departments through the annual budget processes. In addition, budgets allocated to other funds within the district are also assigned a budget manager.

Each budget manager is authorized to approve expenditures within their area of responsibility, up to a certain dollar amount, provided the funds are expended in accordance with district purchasing guidelines and legal requirements. The district's purchasing department monitors acquisitions of larger ticket and bulk items. All items purchased are judged in terms of quality, suitability, services, schedule for delivery, as well as cost. Where appropriate, standardization of supplies and equipment is used. If required by district policy, the Board's approval is received before purchases are finalized.

Encumbrance Control

Encumbrance control is another form of budget management the district exercises. Encumbrances are financial obligations for which a portion of an appropriation is reserved. They are used to ensure obligations such as purchase orders and contracts are recognized as soon as the financial commitments are made. This helps the district prevent the inadvertent over-expenditure of budget appropriations. For budgetary purposes, appropriations lapse at fiscal year-end.

Transfers between Budget Accounts

A budget is a plan for the coordination of resources and expenditures. However, actual expenditures do not always adhere to the plan. In order to provide the budget needed to meet obligations, it is sometimes necessary to transfer budget funds between accounts to either increase or decrease the appropriated amounts. Department managers have the authority to transfer funds between discretionary accounts that fall under their responsibility. Transfers between two different departments must be approved by department designees. Additionally, there are no budget transfers between funds unless approved by the Board. The Financial Services Department monitors this process to ensure sufficient budget dollars are available and district guidelines are being followed.

LITTLETON PUBLIC SCHOOLS

Littleton, Colorado

BUDGET ADMINISTRATION AND MANAGEMENT PROCESS (continued)

Management Information and Reporting for Control

The district utilizes a web-based accounting software system to monitor and control the budget. This system allows Financial Services to provide various types of detailed reports to assist the Board, superintendent's staff, and department managers in managing their budget allocations effectively and responsibly. These reports have also been designed to meet state and federal reporting requirements.

While revenue and expenditure reports are primarily for internal use and management control, the district also prepares an Annual Comprehensive Financial Report to report the results of operations. This audited report includes items such as a combined balance sheet for all fund types and a combined statement of revenue, expenditures, and changes in fund balances for all governmental funds. Financial reports are provided to the Board and the public on a quarterly basis.

With the passage of House Bill (HB) 10-1036, the Colorado General Assembly enacted the "Public School Financial Transparency Act", Colorado Revised Statutes (C.R.S. 22-44-300, et. seq.), which directs local education providers to post financial information on-line, in a downloadable format, for free public access. As a result of the passage of HB 14-1292, the Financial Policies and Procedures Advisory Committee of the Colorado Department of Education created a template for use by local education providers for use in the on-line posting of the information specified.

Under Colorado statute (C.R.S. 22-44-304), the district is responsible for posting the following documents.

- District Adopted Budget - Including Uniform Budget Summary
- District Financial Audit
- Salary Schedules or Policies
- Financial Data File for the last audited fiscal year
- List of Waivers Received by the School District
- Standardized Description and Rational for Each Automatic Waiver
- Federal Form 990, 990-EZ, or 990-PF and any associated schedules
- Plan for Distributing Additional Mill Levy Revenue or Statement of Intent to Distribute
- Other District-Specific Financial Information

All documents must be posted or updated within 60 days after completion or receipt of the applicable report, statement or document. Additionally, the prior two budget years' financial information must also be maintained on-line, in a downloadable format, for free public access, until the end of the current budget year.

LITTLETON PUBLIC SCHOOLS

Littleton, Colorado

STATE REQUIREMENTS AND ADMINISTRATIVE POLICIES

Colorado Revised Statutes (C.R.S. 22-44-101 through C.R.S. 22-44-119) provide the district with guidelines for budget development. These guidelines evolve continually. Currently, Colorado requires the Board to adopt a budget and an appropriation resolution for each fiscal year prior to the beginning of that fiscal year. State law provides that the fiscal year for school districts begins on July 1 of each year and ends on June 30 of the following year. The adopted budget and the appropriation resolution must then be placed on file in the office of the district's superintendent throughout the fiscal year and be open for inspection during reasonable business hours.

In conjunction with creating an adopted budget, a Board of Education must also:

- Prepare a proposed budget for the ensuing fiscal year. The proposed budget shall be submitted to the Board at least thirty days prior to the beginning of the next fiscal year.
- Within 10 days after submission of the proposed budget, a Board of Education shall cause to be published a notice stating the proposed budget is on file at the superintendent's office of the school district and is available for inspection during reasonable business hours.

To comply with state statutes, the district must develop the budget within certain laws.

- A Board of Education of a school district shall not expend any monies in excess of the amount appropriated by resolution for a particular fund.
- A budget shall not provide for expenditures, interfund transfers, or reserves in excess of available revenues and beginning fund balances.
- The budget shall summarize revenues by revenue source and shall summarize expenditures by function, fund, and object.
- The budget shall ensure that the school district holds restricted General Fund or cash fund emergency reserves, including TABOR reserve funds, in the amount required under the provisions of Section 20 (5) of Article X of the State Constitution.

The budget must also be presented in the standard budget report format established by the State Board of Education. It shall:

- Be presented in a summary format which is understandable by any layperson reviewing such budget.
- Be presented in a summary format which will allow for comparisons of revenues and expenditures.
- Be presented in a format that itemizes expenditures of the district by fund, describing the expenditure, showing the amount budgeted for the current fiscal year, and showing the amount budgeted for the ensuing fiscal year.
- Support proposed expenditures and anticipated revenues as needed with explanatory schedules or statements.
- Include a uniform summary sheet in the Adopted Budget document for each fund administered by the district. The uniform summary sheet template is provided by the CDE for use by all districts.

Board of Education Policies

The Board for Littleton Public Schools developed fiscal management policies in order to make certain the district adhered to the highest standards in budgetary development. The Board recognizes that

LITTLETON PUBLIC SCHOOLS

Littleton, Colorado

STATE REQUIREMENTS AND ADMINISTRATIVE POLICIES (continued)

money and money management comprise the foundational support of the whole school program. To make that support as effective as possible, the Board intends:

- To require advance planning through the best possible budget procedures.
- To explore all practical and legal sources of revenue.
- To study and guide the expenditure of funds so as to achieve the greatest educational returns.
- To require maximum efficiency in accounting and reporting procedures.
- To maintain a level of expenditures for student support needed to provide high-quality education.
- To provide adequate resources to support student achievement.

The Board also recognizes its responsibility to provide policy direction, guidance, and support to the superintendent and staff in the creation of an annual budget, as prescribed by Colorado Revised Statutes. The budget is an alignment of the needed human and fiscal resources driven by the district's values, mission, outcomes, and priorities. The primary objectives of the budget process are to:

- Facilitate input from staff, parents, students, and community patrons regarding the alignment of resource allocation to desired outcomes.
- Provide the historical data required for realistic budget preparation and related planning decisions.
- Provide a means of comparing planned (budgeted) expenditures against actual expenditures.
- Develop an annual budget which may serve as a financial plan and communications document aligned with Board policy.
- Review a five-year budget forecast, subject to annual appropriation, that addresses the future financial viability of the district.
- Provide for the fiscal stability of all funds of the district.
- Provide each administrator with budgetary responsibility the financial information necessary to prudently monitor expenditures throughout the year. This includes the approved budget for the year, expenditures and commitments to-date, and the balance of funds available. The individual responsible for the program must be sure that the financial management is consistent with Board policy.
- Comply with spending limitation outlined in Article X, Section 20 of the Colorado Constitution, including holding Taxpayer's Bill of Rights (TABOR) reserve funds in a General Fund restricted fund balance.
- Allow for the borrowing of unencumbered monies in any fund by another fund (except the Debt Service Fund), provided that any loan is repaid within three months after the beginning of the following budget year. A Board resolution is required to authorize any interfund borrowing.

The Board expects its administrative staff to operate within established departmental budgets. In the event that some unusual or extenuating circumstance occurs during the year and overspending occurs, that amount is charged against the budget for that location for the ensuing year. If a surplus exists in a school's accounts at year-end, the balance is carried over, subject to limitations, and added to the budget of that school for the next year.

LITTLETON PUBLIC SCHOOLS

Littleton, Colorado

RESOURCE ALLOCATION FOR LEARNING SITES

Each of the district's schools is allocated resources on the basis of per-pupil funding. This funding is designated through two formulas which cover the costs of:

- Staffing, i.e., teachers, paraprofessionals, principals, office personnel, etc.
- Supplies, equipment, and staff development.

Staffing is allocated through a weighted staffing formula, which ensures staffing is distributed to schools equitably as determined primarily by enrollment projections. Staffing is budgeted at each site based on actual salaries and estimated benefit expenses for the year.

Schools may allocate their staff differently depending on the needs of their student population. This flexibility encourages the collaborative input of local school advisory committees. Base staffing ratios have been modified slightly for fiscal year 2025–2026 at elementary and middle school levels. In addition to base allocations, extra staffing is provided for mental health support, instructional coaches, and other support programs based on student population with the focus on special education, gifted and talented, English language learners, 504 learning plans, and free and reduced participation. The base staffing levels for fiscal year 2025–2026 are as follows.

Elementary School	1.0 point/25 students for Grades K–2, plus 1.0 point/27.87 students for Grades 3–5, plus 2.55 points for office, plus 5.00 to 8.75 points for support programs based on enrollment
Middle School	4.675 points/100 students with a base enrollment of 625 4.6358 points (admin./sec.)
High School	5.1022 points/100 students

There is no change in base funding for fiscal year 2025–2026. The base per-pupil allocation is used for instructional supplies, printing, and equipment. Those amounts are as follows.

Village ECE Preschool	\$106.67/pupil + \$5,348
Elementary School	\$115.67/pupil + \$5,348/school
Middle School	\$117.54/pupil + \$14,012/school
High School	\$116.49/pupil + \$63,445/school

In addition to the base allocations, extra funding is provided to various schools for items that include the following.

- The LINK program – helps incoming freshmen transition smoothly to high school.
- International Baccalaureate (IB) program supplement for Littleton High School.
- Centennial Academy for Fine Arts Education (CAFÉ) program.
- Where Everybody Belongs (WEB) link program.
- Title I schoolwide grant funding at Little Raven, Centennial, and Field elementary schools.
- Extended instructional school days Centennial Academy for Fine Arts Education.

LITTLETON PUBLIC SCHOOLS

Littleton, Colorado

GENERAL FUND BUDGET STRUCTURE

Elementary and Preschool Instruction	Centennial Academy	Eugene Field	Dr. Justina Ford	Gudy Gaskill	Mark Hopkins
	Lois Lenski	Little Raven	Damon Runyon	Carl Sandburg	Laura Ingalls Wilder
	The Village for Early Childhood Education				

Charter School Instruction	Littleton Academy	Littleton Preparatory	<p>The two charter schools are reported as component units of LPS. Accordingly, they are reported separately from the district. However, for General Fund reporting, total funding received for charter schools' number of students, and the funded dollar sums transferred to the charter schools for their funding are recorded as revenue and expenditures, respectively.</p>		

Middle School Instruction	Euclid	Goddard	Isaac Newton	John Wesley Powell
----------------------------------	--------	---------	--------------	--------------------

High School Instruction	Arapahoe	Heritage	Littleton	Options Secondary Program
--------------------------------	----------	----------	-----------	---------------------------

Special Instruction	Special Education	Career and Technical Education	Explorative Pathways for Innovative Careers
----------------------------	-------------------	--------------------------------	---

Governance	Board of Education	Superintendent
-------------------	--------------------	----------------

Service Components	Learning Services	Safety, Security, and Operations	Human Resources	Financial Services
	Information and Technology Services	Transportation Services	Other Facilities	

LITTLETON PUBLIC SCHOOLS
Littleton, Colorado

2025–2026 BUDGET DEVELOPMENT CALENDAR

Each year, the district develops a budget calendar to identify the major activities in the preparation and implementation of the budget. The identification of these major steps and activities provides the Board, staff, and general community with the opportunity to be involved in and/or follow the budget-making process and be more cognizant of their role in the process as it affects the accomplishment of the finished product. These dates are subject to change.

<u>Step</u>	<u>Activity/Description</u>	<u>Date</u>
1.	Budget calendar established by Financial Services.	August 2024
2.	Facility projects planning team holds stakeholder meetings on on-going capital needs and new requests.	Fall 2024
3.	Long-range budget forecast discussions with the Board.	August 2024–April 2025
4.	Review of facility project requests and application of priority matrix to identify greatest needs.	November 2024–December 2024
5.	Final reviews and approval of proposed capital projects completed for inclusion in budget document.	January 2025–March 2025
6.	Distribute budget development materials to principals and budget managers.	February 3–February 18, 2025
7.	Budget materials due to Financial Services for preparation of proposed budget.	March 21, 2025
8.	Budget process update given to the Board.	April 24, 2025
9.	Review draft of proposed budget document, with illustrations and presentation materials, and modify as appropriate.	May 2, 2025
10.	Present the proposed budget to the Board and make available to public and media. Establish date for public comment on budget.	May 22, 2025
11.	Provide newspaper with public notice of proposed budget and final adoption by the Board.	May 22 and May 29, 2025
12.	Adoption of the budget by the Board.	June 12, 2025
13.	Receive preliminary assessed valuation figure from Arapahoe County Assessor.	August 25, 2025
14.	Official pupil enrollment count day.	October 1, 2025
15.	Receive final assessed valuation from county assessor.	December 8, 2025
16.	Final day to certify mill levies and property tax collection figures to county commissioners.	December 15, 2025



FINANCIAL SECTION



**FINANCIAL SECTION
ALL FUNDS**

LITTLETON PUBLIC SCHOOLS

Littleton, Colorado

BUDGET FACTS, ASSUMPTIONS, AND SIGNIFICANT TRENDS

The main goal of this budget document is to provide a strategic, financial guideline for the district to control revenues and expenditures based on the information available at the time of preparation. It allows district stakeholders to develop goals for the fulfillment of the district's educational responsibilities while conscientiously utilizing the funding provided by taxpayers to not only achieve those goals, but also to maintain a safe environment for students, staff, and the community.

The 2025–2026 budget was developed knowing some facts and making certain assumptions based on both historical trends and current information. Unless otherwise indicated, these facts, assumptions, and trends affect the district's primary operating fund, the General Fund. They are as follows:

Facts

1. The fiscal year 2025–2026 budget is in alignment with:
 - The district's Board goals.
 - Individual school improvement plans.
2. Legislators determined the amount of funding for K–12 education for 2025–2026 via the Colorado Public School Finance Act of 2024 (as amended). Additionally, Amendment 23 requires the statewide base per-pupil revenue (PPR) to be increased by current inflation, which is 2.3 percent. Based on the state's calculations, the budget has been prepared using a School Finance Act funding amount of \$11,307 in PPR, an increase of \$421 per pupil when compared to the 2024–2025 PPR of \$10,886.
3. The district's School Finance Act Total Program revenue is based on an estimated average funded pupil count of 13,029.5, generating \$147,327,057 of program revenues in 2025–2026. This is an increase of 0.3 percent when compared to the funding of \$146,864,915 generated from an average funded pupil count of 13,491.0 in 2024–2025.
4. An additional \$2,215 per pupil is provided by local taxes as the result of the override elections of 1988, 1997, 2004, and 2010, and the hold-harmless override.
5. Voters approved a Debt-Free Schools Mill Levy in November 2020 for the sole purpose of funding general facility maintenance needs, new technology, and existing technology upgrades without borrowing money via the district's secondary operating fund, the Operations and Technology Fund. The \$28.7 million generated by this mill levy in 2025–2026 allows the district to focus the School Finance Act funds it receives more on the educational needs of our students rather than facility and equipment maintenance efforts.
6. Effective June 30, 2015, the Governmental Accounting Standards Board (GASB) issued Statement No. 68, *Accounting and Financial Reporting for Pensions* (Statement No. 68), which revised and established new financial reporting requirements for school districts that provide employees with pension benefits, i.e., Colorado Public Employees' Retirement Association (PERA). Statement No. 68 requires cost-sharing districts participating in the PERA program to record their proportionate share of PERA's unfunded pension liability in financial reports. The district has no legal obligation to fund this shortfall, nor does it have any ability to affect PERA's funding, benefits, or annual required contribution decisions. Because the district has no legal obligation to fund the pension liability, this budget does not include an unfunded pension liability line item. As of June 30, 2024, the net PERA liability for the district was \$319,647,872.

LITTLETON PUBLIC SCHOOLS
Littleton, Colorado

BUDGET FACTS, ASSUMPTIONS, AND SIGNIFICANT TRENDS
(continued)

7. Effective June 30, 2018, GASB Statement No. 75, *Accounting and Financial Reporting for Postemployment Benefits Other Than Pensions*, established new financial reporting requirements for school districts that provide postemployment benefits other than pensions (OPEB) to record their proportionate share of the net OPEB liability. Currently, the district is a cost-sharing participant in the Health Care Trust Fund (HCTF) which is administered by PERA. While the district has no legal obligation to fund the shortfall, the district's portion of the net OPEB liability, as of June 30, 2024, was \$7,716,550.
8. Effective for all reporting periods that begin subsequent to December 15, 2020, GASB Statement No. 87, *Leases*, provides for three accounting treatments for lease agreements: short-term (12 months or less), contracts that transfer ownership, and contracts that do not transfer ownership. This statement is designed to improve the recognition of leased assets and related liabilities. The district implemented GASB Statement No. 87 in its financial reports effective July 1, 2021. As of June 30, 2024, the net lease liability for the district was \$324,842.
9. Effective for fiscal years beginning after December 15, 2023, and all reporting periods after, GASB Statement No. 101, *Compensated Absences*, aligns the guidance for compensated absence liabilities to recognize leave that has not been used and leave that has been used but not yet paid in cash or settled through noncash means. This statement requires that a liability for certain types of compensated absences, including parental leave, military leave, and jury duty leave, not be recognized until the leave commences. This Statement also requires that a liability for specific types of compensated absences not be recognized until the leave is used. As of June 30, 2024, the net compensated absences liability for the district was \$2,792,513.
10. PERA's annual required employer contribution will be 21.4 percent for the fiscal year.
11. This budget's revenue projections were prepared using information provided by the Colorado Department of Education (CDE), the Arapahoe County Assessor, the federal government, and other sources using methods recommended in the CDE's Financial Policies and Procedures Handbook. The expenditure estimates were prepared based on program needs, enrollment projections, mandated requirements, employee contracts, contracted services, and anticipated changes in economic conditions.
12. The 2025–2026 budget was prepared in compliance with Article X, Section 20 of the Colorado Constitution, which outlines the tax limitations and reserve requirements, including TABOR reserves. However, the district is not subject to revenue and spending limitations under that same law because district voters approved a ballot issue exempting the district from such limits in the November 1998 general election. The district remains subject to reserve requirements.
13. Board policy DB—Annual Budget requires the district to maintain an unassigned fund balance equivalent to 5.0 percent of the district's current fiscal year General Fund budgeted revenues, excluding charter school revenues.
14. The district and the Littleton Education Association are still in salary negotiations.
15. In 2025–2026, the Board approved \$2.7 million in new-recurring and one-time expenditures in two funds. The approximately \$2.5 million of the General Fund increase provides 7.0 FTE for on-going

LITTLETON PUBLIC SCHOOLS

Littleton, Colorado

BUDGET FACTS, ASSUMPTIONS, AND SIGNIFICANT TRENDS (continued)

additional staffing for additional districtwide mental health, ELD, translation, and technology support staff. The General Fund also has \$432,000 in one-time expenditures to increase pooled staffing support points by 4.0 FTE to help provide more flexibility in necessary staffing adjustments throughout the fiscal year, with another \$114,000 for one-time recruitment and retention and Better Way Athletics implementation. The Operations and Technology Fund had \$235,000 in new-recurring expenditures added to its budget. These costs are associated with various technology upgrades and maintenance along with software upgrades for the district.

16. The district negotiated an average 6.5 percent rate increase in both the employer and employee shares of the 2025–2026 health and dental insurance programs.
17. In 2025–2026, the Extended Day Care Program Fund will transfer \$269,520 to offset General Fund indirect costs, and the Nutrition Services Fund will pay direct costs for overhead and warehousing services totaling \$250,000.
18. The General Fund will transfer \$2,000,000 to the Capital Projects Fund and \$2,000,000 to the Risk Management Fund. These transfers cover the cost of new buses, technology equipment, and insurance premiums.
19. The General Fund will transfer \$2,757,176 to the Student Athletic, Activities, and Clubs Fund in support of district-sponsored extracurricular athletics and activities.
20. In 2025–2026, the General Fund will transfer \$10,628,962 in Total Program per-pupil revenues to the charter schools. Additionally, based on the mill levy override sharing plan, the charter schools will also receive \$846,748 of mill levy override funding, for a total General Fund transfer of \$11,475,710. The Operations and Technology Fund will transfer \$2,112,849 of the Debt-Free Schools Mill Levy revenues to the charter schools on a per-pupil basis.

Assumptions

1. Actual funding to the district is primarily provided by the Colorado Public School Finance Act and is calculated from the pupil counts. For fiscal year 2025–2026, the count will occur October 1, 2025. The average funded pupil count is projected at 13,029.5 for 2025–2026. The decrease of 461.5 funded pupils from the prior year is due to both decreases in enrollment and adjustments to the state average funding calculation from a 5-year average to a 4-year average.
2. An amount estimated at 0.45 percent of property taxes will be uncollectible and unrecoverable.
3. The assessment rate for residential property is 7.05 percent of assessed value for 2025–2026.
4. The district anticipates a mill levy of 65.445 mills in 2026 based on an estimated net assessed valuation of \$2,612,667,679, a 5.0 percent increase over the prior year. The 2025 mill levy was 64.793 mills. Increases in assessed valuation typically result in a decrease of the total mills required to generate the expected revenues. The district attributes the overall total mill increase to the final voter-approved increase in the Debt-Free Schools Mill levy from 10.000 to 11.000 mills. Of the total mill levy revenues, 17.4 percent come from voter-approved mill levy overrides, 16.8 percent comes from the voter-approved Debt-Free Schools Mill Levy, and the state legislature sets 41.3 percent. The remaining 24.5 percent provides sufficient property tax revenues to cover the annual debt service on the district’s outstanding general obligation bond issuances.

LITTLETON PUBLIC SCHOOLS
Littleton, Colorado

BUDGET FACTS, ASSUMPTIONS, AND SIGNIFICANT TRENDS
(continued)

5. Budgeted specific ownership taxes from motor vehicle registrations are anticipated to decrease 5.9 percent in 2025–2026 compared to 2024–2025.
6. Interest earnings have been calculated using a 3.5 percent interest rate on the average investments for the district for 2025–2026.

Significant Revenue and Expenditure Trends

1. The state modified School Finance Act (SFA) program revenues calculations significantly due to a stepped implementation of the SFA of 2024 (as amended). This modified implementation is a result of resource restrictions at the state level. Not only were funding factors recalculated in the new formula but the state also reduced the maximum number of years included in the average funded pupil count from five to four. With full SFA funding for 2025–2026, the state has funded both student growth and inflation at 2.3 percent, based on the Denver, Boulder, and Greeley consumer price index for calendar year 2024.
2. Other state revenues for transportation, special education, and other categorical sources grew 1.7 percent in fiscal 2025–2026.
3. Statutory local property tax revenues are expected to increase by 6.6 percent in 2025–2026, due to higher net assessed valuation. The district’s voter-approved mill levy override revenues will remain flat when compared to 2024–2025.
4. Benefit expenditures increased 6.5 percent in fiscal year 2025–2026. Employer healthcare cost increases have been incorporated into future benefits costs.
5. Capital outlay costs are expected to decrease by 1.5 percent overall due to the completion of planned bond projects.
6. In 2022, HB22-1295 established the Colorado Universal Preschool Program (UPK) to offer funded, voluntary universal preschool to every Colorado child in the year before kindergarten and is administered through the Colorado Department of Early Childhood. UPK guarantees at least 10 hours of free preschool for all 4-year-olds with additional hours awarded for those with higher needs, which can include 3-year-olds. This program is expected to provide \$2,071,676 of funding from the state in 2025–2026.

LITTLETON PUBLIC SCHOOLS

Littleton, Colorado

BUDGET SUMMARY OF ALL FUNDS FOR THE FISCAL YEAR ENDING JUNE 30, 2026 WITH EXPENDITURES BY OBJECT

	General Fund	Sub-Fund of the General Fund Risk Management Fund	Debt Service Fund Bond Redemption Fund	Capital Projects Funds		Special Revenue Funds Operations and Technology Fund
				Building Fund	Capital Projects Fund	
Beginning fund balances	\$45,591,025	\$4,747,540	\$42,419,037	\$19,959,367	\$6,800,732	\$1,531,608
Revenues and other financing sources:						
Property taxes	101,771,049	-	41,258,231	-	-	28,739,345
Specific ownership taxes	7,832,329	-	-	-	-	-
Refunding bond proceeds	-	-	-	-	-	-
Interest income	925,000	150,000	1,100,629	347,346	93,951	10,000
Other local income	3,106,380	153,000	-	-	26,400	-
State/Federal revenue	77,420,590	-	-	-	-	-
Charter contracts	676,809	-	-	-	-	-
Transfers in	269,520	2,000,000	-	-	2,000,000	-
Total revenues	<u>192,001,677</u>	<u>2,303,000</u>	<u>42,358,860</u>	<u>347,346</u>	<u>2,120,351</u>	<u>28,749,345</u>
Total available	<u>\$237,592,702</u>	<u>\$7,050,540</u>	<u>\$84,777,897</u>	<u>\$20,306,713</u>	<u>\$8,921,083</u>	<u>\$30,280,953</u>
Expenditures:						
Salaries and wages	\$118,702,111	\$161,496	\$ -	\$ -	\$ -	\$8,423,068
Employee benefits	42,204,617	61,632	-	-	-	3,311,738
Purchased services	12,035,796	4,423,661	-	-	-	5,494,549
Contracts with charter schools	11,475,710	-	-	-	-	2,112,849
Supplies and materials	6,494,155	30,190	-	-	-	4,502,922
Debt service	-	-	40,927,250	-	-	-
Capital outlay	448,249	-	-	20,306,713	4,283,725	1,207,500
Other expenditures	172,450	425	-	-	-	-
Transfers out	6,757,176	-	-	-	-	-
Total expenditures	198,290,264 ★	4,677,404	40,927,250	20,306,713	4,283,725	25,052,626 Ω
Fund balances						
Non-spendable fund balance	1,015,000	-	-	-	-	-
Restricted fund balance	5,415,779	-	43,850,647	-	-	5,228,327
Committed fund balance	-	2,373,136	-	-	4,637,358	-
Assigned fund balance	17,120,793	-	-	-	-	-
Unassigned fund balance	15,750,866	-	-	-	-	-
Ending fund balances	<u>39,302,438</u>	<u>2,373,136</u>	<u>43,850,647</u>	<u>-</u>	<u>4,637,358</u>	<u>5,228,327</u>
Total Appropriation	<u>\$237,592,702</u>	<u>\$7,050,540</u>	<u>\$84,777,897</u>	<u>\$20,306,713</u>	<u>\$8,921,083</u>	<u>\$30,280,953</u>

★ Includes budgeted one-time spending of \$0.5 million approved by the Board.

Ω Includes budgeted one-time spending of \$0.1 million approved by the Board.

LITTLETON PUBLIC SCHOOLS

Littleton, Colorado

BUDGET SUMMARY OF ALL FUNDS FOR THE FISCAL YEAR ENDING JUNE 30, 2026 WITH EXPENDITURES BY OBJECT (continued)

	Special Revenue Funds				Totals	Component Units Charter Schools
	Designated Purpose Grants Fund	Student Athletic, Activities, and Clubs Fund	Nutrition Services Fund	Extended Day Care Program Fund		
Beginning fund balances	\$ -	\$571,136	\$4,190,670	\$3,279,182	\$129,090,297	\$6,471,553
Revenues and other financing sources:						
Property taxes	-	-	-	-	171,768,625	-
Specific ownership taxes	-	-	-	-	7,832,329	-
Refunding bond proceeds	-	-	-	-	-	-
Interest income	-	41,842	100,000	137,253	2,906,021	378,680
Other local income	-	2,008,122	627,500	3,921,507	9,842,909	292,538
State/Federal revenue	7,745,082	-	5,943,548	-	91,109,220	353,539
Charter contracts	-	-	-	-	676,809	13,748,559
Transfers in	-	2,757,176	-	-	7,026,696	-
Total revenues	<u>7,745,082</u>	<u>4,807,140</u>	<u>6,671,048</u>	<u>4,058,760</u>	<u>291,162,609</u>	<u>14,773,316</u>
Total available	<u>\$7,745,082</u>	<u>\$5,378,276</u>	<u>\$10,861,718</u>	<u>\$7,337,942</u>	<u>\$420,252,906</u>	<u>\$21,244,869</u>
Expenditures:						
Salaries and wages	\$4,583,115	\$2,123,678	\$2,820,060	\$2,311,407	\$139,124,935	\$8,344,157
Employee benefits	1,659,882	484,633	1,123,210	758,495	49,604,207	2,861,407
Purchased services	999,542	1,388,859	395,830	285,558	25,023,795	1,808,430
Contracts with charter schools	-	-	-	-	13,588,559	676,809
Supplies and materials	275,043	564,931	2,268,069	249,401	14,384,711	410,526
Debt service	-	-	-	-	40,927,250	-
Capital outlay	171,100	124,714	355,000	-	26,897,001	207,651
Other expenditures	56,400	120,325	2,500	184,379	536,479	700
Transfers out	-	-	-	269,520	7,026,696	-
Total expenditures/expenses	<u>7,745,082</u>	<u>4,807,140</u>	<u>6,964,669</u>	<u>4,058,760</u>	<u>317,113,633</u>	<u>14,309,680</u>
Fund balances						
Non-spendable fund balance	-	-	-	-	1,015,000	-
Restricted fund balance	-	-	3,897,049	-	58,391,802	2,294,937
Committed fund balance	-	571,136	-	3,279,182	10,860,812	-
Assigned fund balance	-	-	-	-	17,120,793	876,138
Unassigned fund balance	-	-	-	-	15,750,866	3,764,114
Ending fund balances	<u>-</u>	<u>571,136</u>	<u>3,897,049</u>	<u>3,279,182</u>	<u>103,139,273</u>	<u>6,935,189</u>
Total Appropriation	<u>\$7,745,082</u>	<u>\$5,378,276</u>	<u>\$10,861,718</u>	<u>\$7,337,942</u>	<u>\$420,252,906</u>	<u>\$21,244,869</u>

‡ Includes budgeted one-time spending of \$0.6 million approved by the Board.

LITTLETON PUBLIC SCHOOLS
Littleton, Colorado

BUDGET APPROPRIATION RESOLUTION
FISCAL YEAR 2025–2026

BE IT RESOLVED by the Board of Education of Arapahoe County School District Number Six in Arapahoe County that the amount shown in the following schedule be appropriated to each fund as specified for the ensuing fiscal year beginning July 1, 2025, and ending June 30, 2026.

General Fund	\$237,592,702
Sub-Fund of the General Fund—Risk Management Fund	<u>7,050,540</u>
Total General Fund	244,643,242
Bond Redemption Fund	84,777,897
Building Fund	20,306,713
Capital Projects Fund	8,921,083
Operations and Technology Fund	30,280,953
Designated Purpose Grants Fund	7,745,082
Student Athletic, Activities, and Clubs Fund	5,378,276
Nutrition Services Fund	10,861,718
Extended Day Care Program Fund	<u>7,337,942</u>
Total Appropriation for All Funds	<u><u>\$420,252,906</u></u>

BE IT FURTHER RESOLVED that the Board of Education authorizes the use of a portion of the 2025–2026 beginning fund balance for the following funds.

- General Fund, in the amount of \$6,288,587 for planned expenditures and to balance the budget.
- Risk Management Fund, in the amount of \$2,374,404 to balance the budget.
- Building Fund, in the amount of \$19,959,367, to complete planned capital projects funded by the issuance of the 2018 voter-approved general obligation bonds of \$298.9 million.
- Capital Project Funds, in the amount of \$2,163,374 to balance the budget.
- Nutrition Services Fund, in the amount of \$293,621 for capital expenses related to the production kitchen and to balance the budget.

BE IT FURTHER RESOLVED that the use of this portion of the beginning fund balance for the purposes set forth above will not lead to an ongoing deficit due to one-time expenditures and the anticipation of an expenditure rate savings based on historical trends.

BE IT FURTHER RESOLVED that the Board of Education approves all fees charged for cost of expendable materials; assessed fines for lost, damaged, or defaced book(s), materials, or equipment; and participation fees related to attending or participating in a school-sponsored activity or program not within the academic portion of the educational program.

LITTLETON PUBLIC SCHOOLS
Littleton, Colorado

BUDGET APPROPRIATION RESOLUTION
FISCAL YEAR 2025–2026
(continued)

BE IT FURTHER RESOLVED that the Board of Education authorizes the superintendent or his designee to borrow available unencumbered cash balances in the Capital Projects; Nutrition Services; Extended Day Care Program; Student Athletic, Activities, and Clubs; and Risk Management Funds, in accordance with C.R.S. 22-44-113, to be used to fund short-term cash needs of the district during fiscal year 2025–2026.

BE IT FURTHER RESOLVED that this resolution, in accordance with C.R.S. 22-44-113, excludes interfund borrowing from the Bond Redemption Fund.

BE IT FURTHER RESOLVED, in accordance with C.R.S. 22-32-108.5, that the Board of Education's plan for using and distributing mill levy revenue will be focused specifically on the student population of special education with any remaining funds to be distributed to the district and its charter schools on a per-pupil basis. The plan shall be reviewed and updated as necessary as required by the statute.

LITTLETON PUBLIC SCHOOLS
Littleton, Colorado

ALL FUNDS

COMPARATIVE BUDGET
OPERATIONS AND FUND BALANCE SUMMARY
WITH EXPENDITURES BY OBJECT

	2021–2022 <u>Actual</u>	2022–2023 <u>Actual</u>	2023–2024 <u>Actual</u>
Beginning Fund Balance	\$302,457,647	\$248,090,386	\$149,915,945
Revenues:			
Property taxes	134,581,635	136,581,776	153,723,183
Specific ownership taxes	8,718,252	9,016,385	9,056,027
Interest income	(390,409)	5,881,253	6,065,715
Other local income	14,901,908	16,566,281	21,587,480
State/Federal revenue	84,844,828	86,865,624	89,574,858
Transfers in	6,310,297	10,134,184	16,602,011
Total revenues	<u>248,966,511</u>	<u>265,045,503</u>	<u>296,609,274</u>
Total available	<u>\$551,424,158</u>	<u>\$513,135,889</u>	<u>\$446,525,219</u>
Expenditures:			
Salaries and wages	\$110,049,117	\$120,184,564	\$123,266,011
Employee benefits	37,492,945	40,134,114	41,859,544
Purchased services	16,935,470	23,382,474	30,406,866
Contracts with charter schools	10,460,305	10,977,639	12,326,961
Supplies and materials	12,063,801	12,071,106	12,159,322
Debt service	34,940,699	37,543,556	37,520,704
Capital outlay	74,776,208	108,380,895	44,720,684
Other expenditures	304,930	411,412	460,011
Transfers out	6,310,297	10,134,184	16,602,011
Total expenditures	<u>303,333,772</u>	<u>363,219,944</u>	<u>319,322,114</u>
Ending Fund Balance	<u>\$248,090,386</u>	<u>\$149,915,945</u>	<u>\$127,203,105</u>

LITTLETON PUBLIC SCHOOLS
Littleton, Colorado

ALL FUNDS

COMPARATIVE BUDGET
OPERATIONS AND FUND BALANCE SUMMARY
WITH EXPENDITURES BY OBJECT (continued)

	<u>2024–2025</u> <u>Budget</u>	<u>2024–2025</u> <u>Percent</u> <u>of Total</u>	<u>2025–2026</u> <u>Budget</u>	<u>2025–2026</u> <u>Percent</u> <u>of Total</u>	<u>Change in</u> <u>Percent</u> <u>of Total</u>
Beginning Fund Balance	\$121,419,140	25.97%	\$129,090,297	30.72%	4.75%
Revenues:					
Property taxes	160,205,894	34.26%	171,768,625	40.87%	6.61%
Specific ownership taxes	8,326,248	1.78%	7,832,329	1.87%	0.09%
Interest income	2,573,393	0.55%	2,906,021	0.69%	0.14%
Other local income	65,958,517	14.11%	10,519,718	2.50%	(11.61%)
State/Federal revenue	94,101,251	20.12%	91,109,220	21.68%	1.56%
Transfers in	14,990,326	3.21%	7,026,696	1.67%	(1.54%)
Total revenues	<u>346,155,629</u>		<u>291,162,609</u>		
Total available	<u>\$467,574,769</u>	<u>100.00%</u>	<u>\$420,252,906</u>	<u>100.00%</u>	
Expenditures:					
Salaries and wages	\$134,306,904	36.12%	\$139,124,935	43.87%	7.75%
Employee benefits	47,692,297	12.83%	49,604,207	15.64%	2.81%
Purchased services	21,065,198	5.67%	25,023,795	7.89%	2.22%
Contracts with charter schools	13,064,367	3.51%	13,588,559	4.29%	0.78%
Supplies and materials	15,334,279	4.12%	14,384,711	4.54%	0.42%
Debt service	87,831,350	23.62%	40,927,250	12.91%	(10.71%)
Capital outlay	37,110,305	9.98%	26,897,001	8.48%	(1.50%)
Other expenditures	443,480	0.12%	536,479	0.17%	0.05%
Transfers out	14,990,326	4.03%	7,026,696	2.21%	(1.82%)
Total expenditures	<u>371,838,506</u>	<u>100.00%</u>	<u>317,113,633</u> ‡	<u>100.00%</u>	
Ending Fund Balance	<u>95,736,263</u>		<u>103,139,273</u>		
Budget Appropriation	<u>\$467,574,769</u>		<u>\$420,252,906</u>		

‡ Includes budgeted one-time spending of \$0.6 million approved by the Board.

LITTLETON PUBLIC SCHOOLS

Littleton, Colorado

ALL FUNDS—COMPARATIVE BUDGET SUMMARIES

	2021–2022	2022–2023	2023–2024	Revised 2024–2025	2024–2025	2025–2026
	Actual	Actual	Actual	Budget	Estimated	Budget
Beginning Fund Balances						
General Fund	\$29,659,770	\$41,212,292	\$43,049,327	\$43,747,517	\$45,257,672	\$45,591,025
Risk Management Fund	2,603,123	5,038,613	2,673,723	5,460,168	5,460,168	4,747,540
Bond Redemption Fund	31,369,151	31,847,529	31,258,089	31,700,590	31,266,803	42,419,037
Building Fund	225,298,968	154,881,933	59,880,919	26,994,119	33,829,226	19,959,367
Capital Projects Fund	3,137,834	1,950,768	278,911	3,944,419	3,944,419	6,800,732
Operations and Technology Fund	6,369,994	6,386,099	4,549,287	1,302,307	59,726	1,531,608
Designated Purpose Grants Fund	-	-	-	-	-	-
Student Athletic, Activities, and Clubs Fund	984,243	1,315,370	1,222,316	917,103	917,103	571,136
Nutrition Services Fund	1,471,483	2,886,009	3,844,659	4,516,374	4,111,655	4,190,670
Extended Day Care Program Fund	1,563,081	2,571,773	3,158,714	2,836,543	2,581,917	3,279,182
Totals	<u>\$302,457,647</u>	<u>\$248,090,386</u>	<u>\$149,915,945</u>	<u>\$121,419,140</u>	<u>\$127,428,689</u>	<u>\$129,090,297</u>
Revenues and Other Financing Sources						
General Fund	\$169,713,000	\$174,698,485	\$191,407,534	\$191,557,393	\$194,543,225	\$192,001,677
Risk Management Fund	5,870,939	5,181,684	10,395,093	8,850,000	10,013,673	2,303,000
Bond Redemption Fund	35,419,077	36,954,116	37,529,418	87,831,454	111,287,281	42,358,860
Building Fund	(397,511)	3,615,866	2,756,873	194,618	1,440,437	347,346
Capital Projects Fund	1,736,097	4,818,844	10,988,686	9,214,000	9,262,310	2,120,351
Operations and Technology Fund	14,516,859	16,300,941	21,950,063	26,023,387	24,885,197	28,749,345
Designated Purpose Grants Fund	7,715,297	9,296,103	7,276,390	7,831,286	7,042,760	7,745,082
Student Athletic, Activities, and Clubs Fund	4,574,575	4,616,546	4,240,155	3,965,717	4,084,947	4,807,140
Nutrition Services Fund	6,040,753	4,998,798	6,226,883	6,070,469	6,198,322	6,671,048
Extended Day Care Program Fund	3,777,425	4,564,120	3,838,179	4,617,305	4,289,324	4,058,760
Totals	<u>\$248,966,511</u>	<u>\$265,045,503</u>	<u>\$296,609,274</u>	<u>\$346,155,629</u>	<u>\$373,047,476</u>	<u>\$291,162,609</u>
Expenditures						
General Fund	\$158,160,478	\$172,861,450	\$189,199,189	\$192,751,268	\$194,209,872	\$198,290,264
Risk Management Fund	3,435,449	7,546,574	7,608,648	11,109,066	10,726,301	4,677,404
Bond Redemption Fund	34,940,699	37,543,556	37,520,704	87,831,350	100,135,047	40,927,250
Building Fund	70,019,524	98,616,880	28,808,566	27,188,737	15,310,296	20,306,713
Capital Projects Fund	2,923,163	6,490,701	7,323,178	7,124,000	6,405,997	4,283,725
Operations and Technology Fund	14,500,754	18,137,753	26,439,624	22,571,551	23,413,315	25,052,626
Designated Purpose Grants Fund	7,715,297	9,296,103	7,276,390	7,831,286	7,042,760	7,745,082
Student Athletic, Activities, and Clubs Fund	4,243,448	4,709,600	4,770,952	3,965,717	4,430,914	4,807,140
Nutrition Services Fund	4,626,227	4,040,148	5,959,887	6,848,226	6,119,307	6,964,669
Extended Day Care Program Fund	2,768,733	3,977,179	4,414,976	4,617,305	3,592,059	4,058,760
Totals	<u>\$303,333,772</u>	<u>\$363,219,944</u>	<u>\$319,322,114</u>	<u>\$371,838,506</u>	<u>\$371,385,868</u>	<u>\$317,113,633</u>
Ending Fund Balances						
General Fund	\$41,212,292	\$43,049,327	\$45,257,672	\$42,553,642	\$45,591,025	\$39,302,438
Risk Management Fund	5,038,613	2,673,723	5,460,168	3,201,102	4,747,540	\$2,373,136
Bond Redemption Fund	31,847,529	31,258,089	31,266,803	31,700,694	42,419,037	43,850,647
Building Fund	154,881,933	59,880,919	33,829,226	-	19,959,367	-
Capital Projects Fund	1,950,768	278,911	3,944,419	6,034,419	6,800,732	4,637,358
Operations and Technology Fund	6,386,099	4,549,287	59,726	4,754,143	1,531,608	5,228,327
Designated Purpose Grants Fund	-	-	-	-	-	-
Student Athletic, Activities, and Clubs Fund	1,315,370	1,222,316	691,519	917,103	571,136	571,136
Nutrition Services Fund	2,886,009	3,844,659	4,111,655	3,738,617	4,190,670	3,897,049
Extended Day Care Program Fund	2,571,773	3,158,714	2,581,917	2,836,543	3,279,182	3,279,182
Totals	<u>\$248,090,386</u>	<u>\$149,915,945</u>	<u>\$127,203,105</u>	<u>\$95,736,263</u> ^Ω	<u>\$129,090,297</u>	<u>\$103,139,273</u>

Ω 2024–2025 Revised Budget includes supplemental budget adjustments.

LITTLETON PUBLIC SCHOOLS

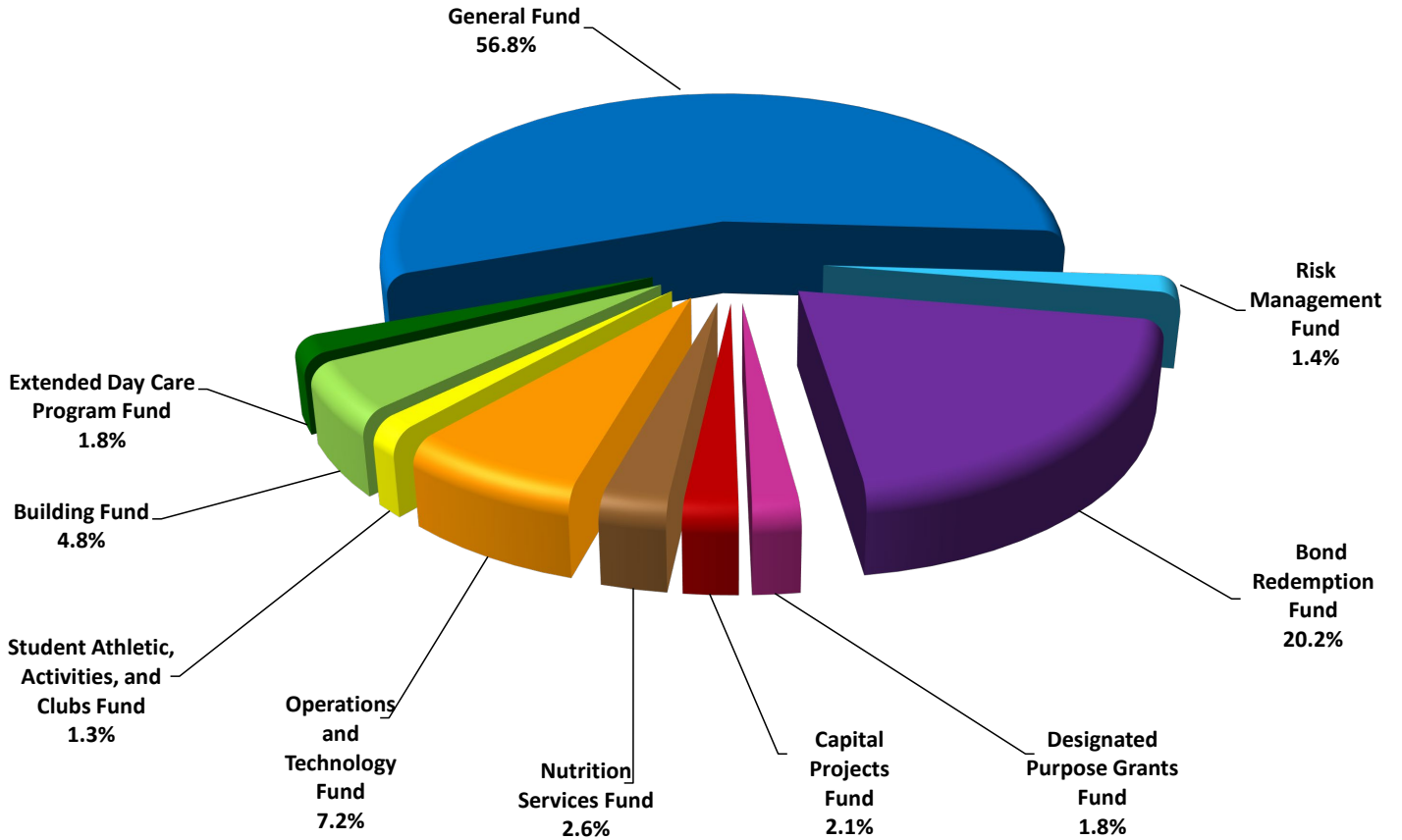
Littleton, Colorado

ALL FUNDS—COMPARATIVE SUMMARY OF APPROPRIATIONS

	2021–2022 Actual	2022–2023 Actual	2023–2024 Actual	Revised 2024–2025 Budget	2024–2025 Estimated	2025–2026 Budget
Total Appropriations						
General Fund	\$199,372,770	\$215,910,777	\$234,456,861	\$235,304,910	\$239,800,897	\$237,592,702
Risk Management Fund	8,474,062	10,220,297	13,068,816	14,310,168	15,473,841	7,050,540
Bond Redemption Fund	66,788,228	68,801,645	68,787,507	119,532,044	142,554,084	84,777,897
Building Fund	224,901,457	158,497,799	62,637,792	27,188,737	35,269,663	20,306,713
Capital Projects Fund	4,873,931	6,769,612	11,267,597	13,158,419	13,206,729	8,921,083
Operations and Technology Fund	20,886,853	22,687,040	26,499,350	27,325,694	24,944,923	30,280,953
Designated Purpose Grants Fund	7,715,297	9,296,103	7,276,390	7,831,286	7,042,760	7,745,082
Student Athletic, Activities, and Clubs Fund	5,558,818	5,931,916	5,462,471	4,882,820	5,002,050	5,378,276
Nutrition Services Fund	7,512,236	7,884,807	10,071,542	10,586,843	10,309,977	10,861,718
Extended Day Care Program Fund	5,340,506	7,135,893	6,996,893	7,453,848	6,871,241	7,337,942
Totals	<u>\$551,424,158</u>	<u>\$513,135,889</u>	<u>\$446,525,219</u>	<u>\$467,574,769</u> ^Ω	<u>\$500,476,165</u>	<u>\$420,252,906</u>

Ω 2024–2025 Revised Budget includes supplemental budget adjustments.

2025–2026 TOTAL BUDGET APPROPRIATIONS



LITTLETON PUBLIC SCHOOLS

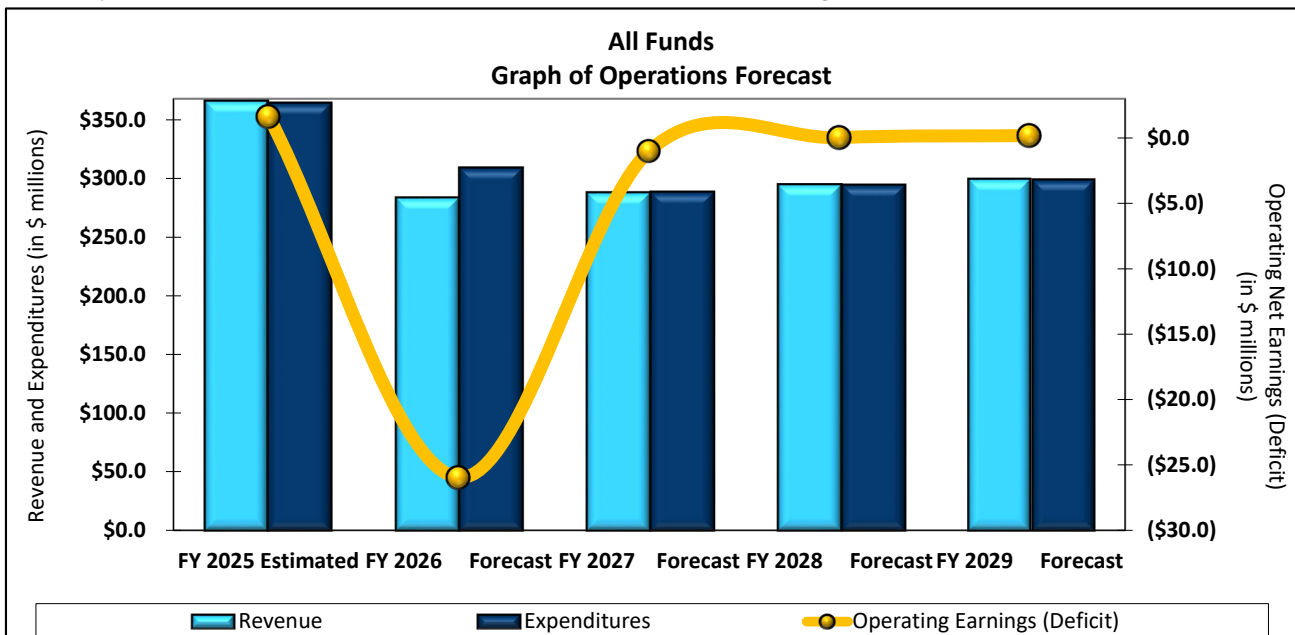
Littleton, Colorado

ALL FUNDS—FORECAST OF REVENUES, EXPENDITURES, AND ENDING FUND BALANCE

	2024–2025 <u>Estimated</u>	2025–2026 <u>Budget</u>	2026–2027 <u>Forecast</u>	2027–2028 <u>Forecast</u>	2028–2029 <u>Forecast</u>
Beginning Fund Balance	\$127,428,689	\$129,090,297	\$103,139,273	\$102,151,844	\$102,180,592
Revenue:					
Property taxes	\$169,655,029	\$171,768,625	\$171,413,742	\$175,207,017	\$177,451,663
Specific ownership taxes	8,211,441	7,832,329	7,988,976	8,148,756	8,311,731
Refunding bond proceeds	70,538,117	-	-	-	-
Interest income	4,280,067	2,906,021	2,034,893	1,817,225	1,824,004
Other local income	16,206,084	10,519,718	10,748,364	10,999,300	11,256,206
State/Federal revenue	81,123,612	83,364,138	85,090,856	86,853,892	88,654,025
Transfers in	15,990,366	7,026,696	10,532,086	11,787,584	11,793,192
Total revenues	<u>366,004,716</u>	<u>283,417,527</u>	<u>287,808,917</u>	<u>294,813,774</u>	<u>299,290,821</u>
Expenditures:					
Salaries and wages	124,872,799	134,109,820	134,109,820 ❖	134,109,820 ❖	134,109,820 ❖
Employee benefits	42,749,145	47,944,325	49,817,551	51,768,443	53,796,029
Purchased services	29,853,812	23,984,253	23,239,376	24,700,012	25,695,060
Contract with charter schools	13,064,367	13,588,559	14,112,647	14,642,623	15,166,707
Supplies and materials	11,568,633	13,989,668	14,302,921	14,782,108	15,230,133
Debt service	100,135,047	40,927,250	37,690,925	38,906,975	38,871,038
Capital outlay	24,370,781	26,686,301	7,723,216	7,775,788	7,829,850
Other expenditures	565,999	480,079	491,059	502,293	513,869
One-time major expenditures	1,193,875	631,600	-	-	-
Transfers out	15,968,650	7,026,696	7,308,831	7,596,964	7,896,516
Total expenditures	<u>364,343,108</u>	<u>309,368,551</u>	<u>288,796,346</u>	<u>294,785,026</u>	<u>299,109,022</u>
Ending Fund Balance	<u>\$129,090,297</u>	<u>\$103,139,273</u>	<u>\$102,151,844</u>	<u>\$102,180,592</u>	<u>\$102,362,391</u>

NOTE: The Designated Purpose Grant Fund is not included in this combined forecast. The fund is considered temporary, since there is no guarantee the district will continue to receive grant funding or even have the same grants.

❖ Salary schedule advancement costs have not been included in the forecasting model.



LITTLETON PUBLIC SCHOOLS

Littleton, Colorado

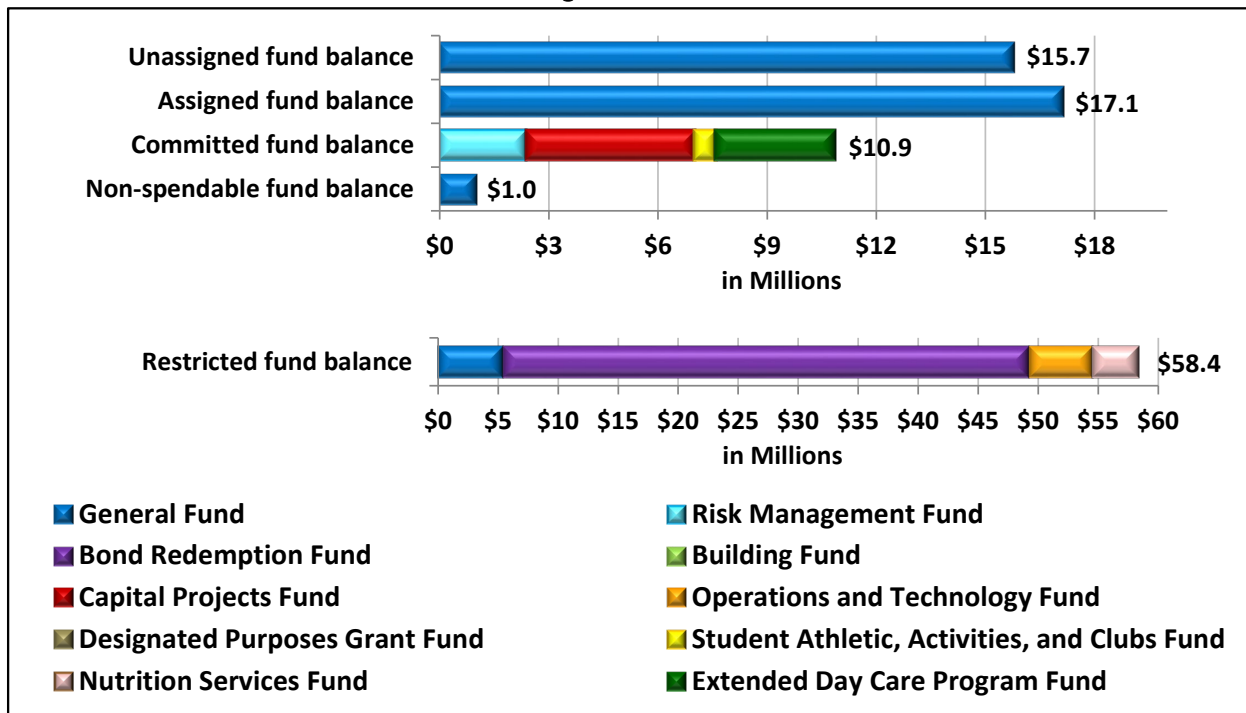
BEGINNING AND ENDING FUND BALANCES FOR ALL FUNDS

The following table presents the revised beginning fund balances of all funds for fiscal year 2024–2025 as compared to beginning fund balances of all funds for fiscal year 2025–2026.

	2024–2025 Budgeted Beginning Fund Balance	2025–2026 Budgeted Beginning Fund Balance	Change in Beginning Fund Balance
General Fund	\$43,747,517	\$45,591,025	\$1,843,508
Risk Management Fund	5,460,168	4,747,540	(712,628)
Bond Redemption Fund	31,700,590	42,419,037	10,718,447
Building Fund	26,994,119	19,959,367	(7,034,752)
Capital Projects Fund	3,944,419	6,800,732	2,856,313
Operations and Technology Fund	1,302,307	1,531,608	229,301
Designated Purpose Grant Fund	-	-	-
Student Athletic, Activities, and Clubs Fund	917,103	571,136	(345,967)
Nutrition Services Fund	4,516,374	4,190,670	(325,704)
Extended Day Care Program Fund	2,836,543	3,279,182	442,639
Total Beginning Fund Balances	\$121,419,140	\$129,090,297	\$7,671,157

The graph below illustrates the general classification categories, as defined by GASB 54, of ending fund balances for all funds as of 2025–2026. More information about the General Fund fund balance is available on page 88.

2025–2026 Ending Fund Balances for All Funds



THIS PAGE LEFT BLANK
INTENTIONALLY FOR
PRESENTATION PURPOSES



**FINANCIAL SECTION
GENERAL FUND**

LITTLETON PUBLIC SCHOOLS
Littleton, Colorado

GENERAL FUND

COMPARATIVE BUDGET
OPERATIONS AND FUND BALANCE SUMMARY
WITH EXPENDITURES BY FUNCTION

	<u>2021–2022</u>	<u>2022–2023</u>	<u>2023–2024</u>
	Actual	Actual	Actual
Beginning Fund Balance	\$29,659,770	\$41,212,292	\$43,049,327
Revenues:			
Property taxes	84,711,822	84,129,339	95,378,007
Specific ownership taxes	8,718,252	9,016,385	9,056,027
Interest income	67,380	985,143	1,357,927
Other local income	4,255,521	4,817,265	8,536,246
State revenue	71,354,362	75,117,092	76,245,397
Federal revenue	341,668	361,271	579,158
Transfers in	263,995	271,990	254,772
Total revenues	<u>169,713,000</u>	<u>174,698,485</u>	<u>191,407,534</u>
Total available	<u>\$199,372,770</u>	<u>\$215,910,777</u>	<u>\$234,456,861</u>
Expenditures:			
Instruction:			
Regular instruction	\$95,741,868	\$103,638,960	\$105,553,238
Special instruction	25,233,228	30,053,422	35,386,962
Governance	2,077,874	2,395,922	2,406,679
Support components at Education Services Center:			
Learning Services	12,196,409	11,644,049	13,988,849
Safety, Security, and Operations	1,267,022	1,380,228	1,535,082
Human Resource Services	2,762,957	3,756,588	4,002,392
Transportation Services	6,289,336	6,954,743	7,568,859
Information and Technology Services	4,380,950	5,024,698	4,079,058
Financial Services	2,164,532	1,950,646	2,130,831
Transfers out	6,046,302	6,062,194	12,547,239
Total expenditures	<u>158,160,478</u>	<u>172,861,450</u>	<u>189,199,189</u>
Ending Fund Balance	<u>\$41,212,292</u>	<u>\$43,049,327</u>	<u>\$45,257,672</u>

LITTLETON PUBLIC SCHOOLS
Littleton, Colorado

GENERAL FUND

COMPARATIVE BUDGET
OPERATIONS AND FUND BALANCE SUMMARY
WITH EXPENDITURES BY FUNCTION (continued)

	2024–2025 Budget	2024–2025 Percent of Total	2025–2026 Budget	2025–2026 Percent of Total	Change in Percent of Total
Beginning Fund Balance	\$43,747,517	18.59%	\$45,591,025	19.19%	0.60%
Revenues:					
Property taxes	97,234,880	41.32%	101,771,049	42.83%	1.51%
Specific ownership taxes	8,326,248	3.54%	7,832,329	3.30%	(0.24%)
Interest income	1,000,000	0.42%	925,000	0.39%	(0.03%)
Other local income	3,680,893	1.57%	3,783,189	1.59%	0.02%
State revenue	80,704,496	34.30%	77,120,590	32.46%	(1.84%)
Federal revenue	300,000	0.13%	300,000	0.13%	0.00%
Transfers in	310,876	0.13%	269,520	0.11%	(0.02%)
Total revenues	<u>191,557,393</u>		<u>192,001,677</u>		
Total Available	<u>\$235,304,910</u>	<u>100.00%</u>	<u>\$237,592,702</u>	<u>100.00%</u>	
Expenditures:					
Instruction:					
Regular instruction	\$112,213,771	58.22%	114,038,905	57.51%	(0.71%)
Special instruction	35,158,973	18.24%	36,752,170	18.53%	0.29%
Governance	2,430,640	1.26%	2,551,236	1.29%	0.03%
Support Components at Education Services Center:					
Learning Services	14,851,023	7.71%	15,969,129	8.05%	0.34%
Safety and Security Operations	1,626,532	0.84%	2,457,209	1.24%	0.40%
Human Resource Services	4,689,114	2.43%	5,217,558	2.63%	0.20%
Transportation Services	6,965,587	3.61%	7,696,077	3.88%	0.27%
Information and Technology Services	3,637,662	1.89%	3,167,326	1.60%	(0.29%)
Financial Services	3,198,516	1.66%	3,683,478	1.86%	0.20%
Transfers out	7,979,450	4.14%	6,757,176	3.41%	(0.73%)
Total expenditures	<u>192,751,268</u>	<u>100.00%</u>	<u>198,290,264</u> ★	<u>100.00%</u>	
Ending Fund Balance	<u>\$42,553,642</u>		<u>\$39,302,438</u>		
Budget Appropriation	<u>\$235,304,910</u>		<u>\$237,592,702</u>		

★ Includes budgeted one-time spending of \$0.5 million approved by the Board.

LITTLETON PUBLIC SCHOOLS

Littleton, Colorado

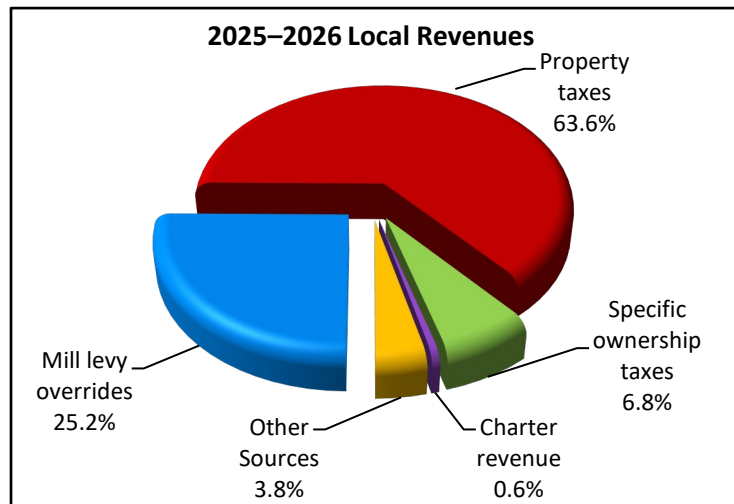
GENERAL FUND—REVENUE SOURCES AND TRENDS

District revenues come from multiple sources, with the primary source being the School Finance Act. Total Program is the term used to describe the total amount of money each school district receives under the School Finance Act, and this revenue is classified as either the Local Share or the State Share. Total Program provides funding for school districts first by the Local Share. Since not all districts have the same ability to raise the taxes necessary to cover the Local Share, the amount varies extensively across the state. The state covers any shortfalls in the Total Program with state funds called the State Share. In fiscal year 2025–2026, LPS will receive an estimated \$147.3 million in Total Program funding.

The district categorizes all revenues received as either local, state, or federal funding. In the 2025–2026 fiscal year, the district expects to collect \$192.0 million with approximately 59.7 percent of the revenue coming from local sources, 40.2 percent from state sources, and the remaining 0.1 percent from federal sources.

Local Sources

Every Colorado homeowner and business owner, except government, charitable, and religious organizations, pays property taxes for schools and other public services. Part of those taxes are the Local Share of the School Finance Act financed by a property tax that all Colorado districts are required to impose. Currently, 63.6 percent of local revenues come from property taxes, which together with approximately half of the specific ownership (vehicle registration) taxes equal the Local Share.



Furthermore, districts can supplement school funding by asking voters to approve additional taxes in the form of mill levy overrides. While this funding source does not affect the amount of state funding a district receives, it is limited by state law to an amount equal to not more than 25.0 percent of a district’s Total Program funding.

Other local sources of funding include tuition payments, student fees for expendable materials used in coursework and projects, fines for damaged materials or equipment, gifts to schools, charter revenues, and interest income.

State Sources

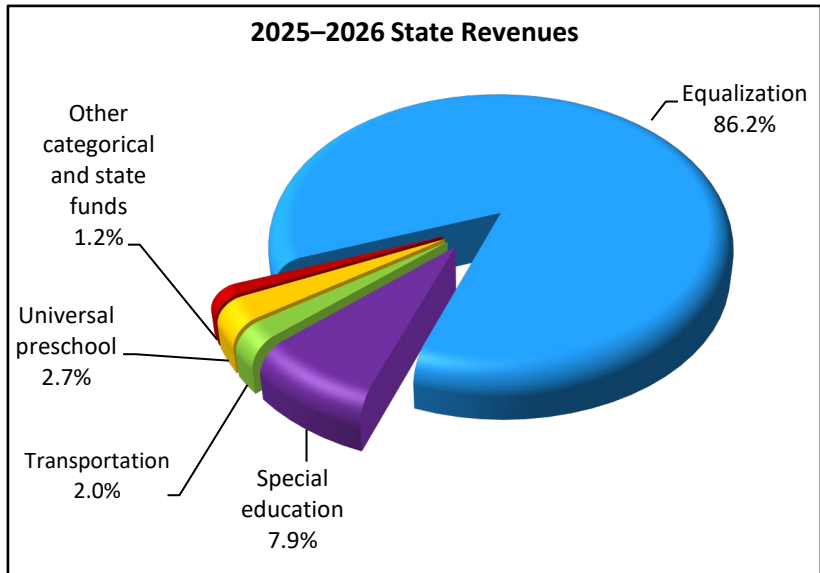
State equalization revenues account for 86.2 percent of the funds the district receives from the state. The State Share is based on an annual pupil enrollment count, which will be conducted October 1 for fiscal year 2025–2026. Each district is given an eleven-day window to establish the enrollment of its students to make certain anyone absent on the count day is included. Pupils are either counted as full-time or part-time depending on the number of scheduled hours of coursework. State equalization provides a per-pupil amount based on the funded pupil count. The formula to calculate the per-pupil funding includes several factors that equalize funding by recognizing district-by-district variances in cost of living, district size, and number of at-risk students.

LITTLETON PUBLIC SCHOOLS

Littleton, Colorado

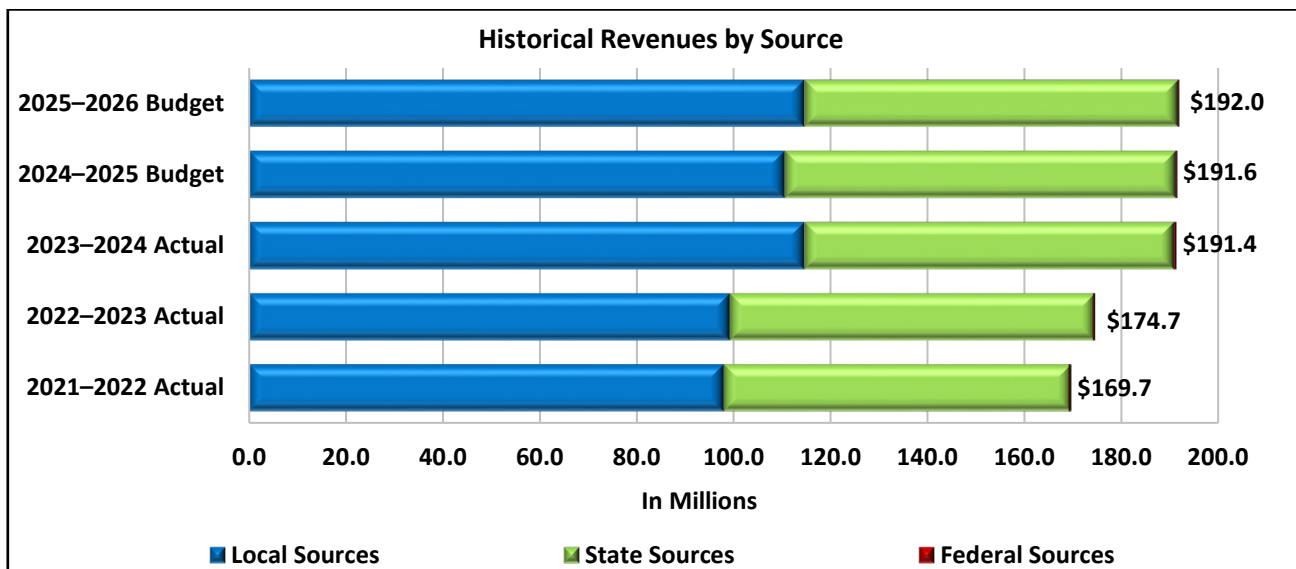
GENERAL FUND—REVENUE SOURCES AND TRENDS (continued)

The district also receives categorical revenues, and occasionally grant revenues, from the state, which account for 13.8 percent of state revenues. These are funds to pay for specific programs designed to serve particular groups of students or particular student needs. The district receives funds for the primary categorical program areas of English language proficiency, gifted and talented education, special education, transportation, vocational education, and preschool education. In 2022, HB22-1295 established the Colorado Universal Preschool Program (UPK) to offer funded, voluntary universal preschool to every Colorado child in the year before kindergarten through a separate state agency, Colorado Department of Early Childhood.



Federal Sources

The federal government provides a very limited amount of funding for the district. Title I of the Every Student Succeeds Act (ESSA) currently distributes all of the district’s federal revenue to provide extra support for low-income students. The purpose of these funds is to ensure that all students have a fair, equal, and significant opportunity to obtain a high-quality education and reach proficiency on state academic achievement standard assessments. The district uses this funding to meet the educational needs of at-risk students in the schools where needs are greatest.



LITTLETON PUBLIC SCHOOLS
Littleton, Colorado

GENERAL FUND
BUDGETED REVENUES SUMMARY

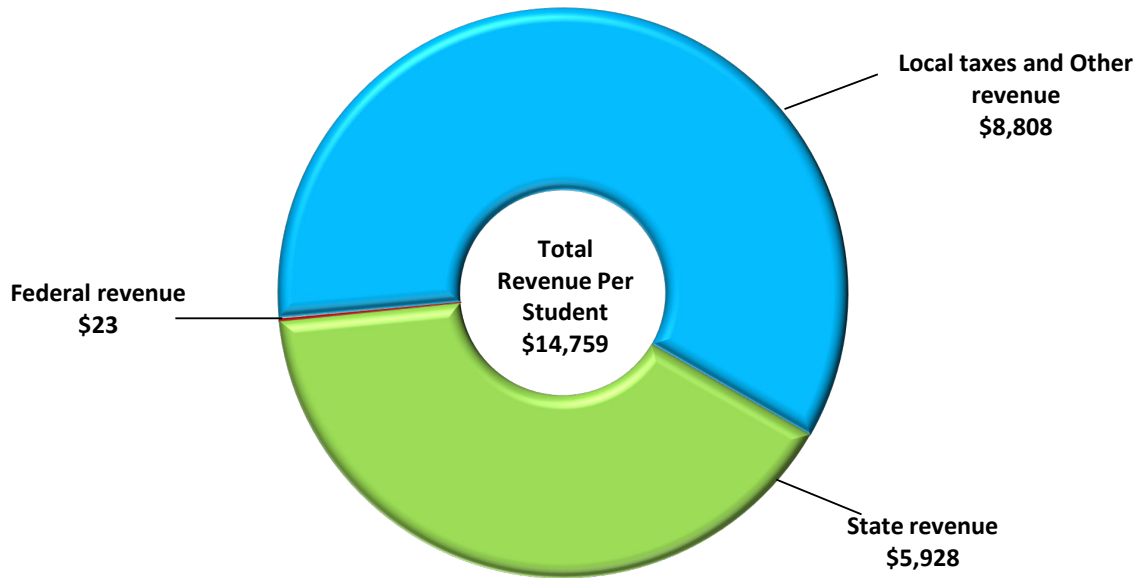
	2021–2022	2022–2023	2023–2024	2024–2025	2025–2026
	Actual	Actual	Actual	Budget	Budget
Beginning Fund Balance	\$29,659,770	\$41,212,292	\$43,049,327	\$43,747,517	\$45,591,025
Revenue:					
Local sources:					
1988 Mill Levy Override	2,998,234	2,998,234	2,998,234	2,998,234	2,998,234
1997 Mill Levy Override	5,000,000	5,000,000	5,000,000	5,000,000	5,000,000
2004 Mill Levy Override	6,500,000	6,500,000	6,500,000	6,500,000	6,500,000
2010 Mill Levy Override	12,000,000	12,000,000	12,000,000	12,000,000	12,000,000
Hold harmless	2,315,347	2,315,347	2,315,347	2,315,347	2,315,347
Property taxes	55,821,539	55,256,065	66,490,364	68,371,299	72,897,468
Specific ownership taxes	8,718,252	9,016,385	9,056,027	8,326,248	7,832,329
Interest on current/delinquent taxes	76,702	59,693	74,062	50,000	60,000
Interest on investments	67,380	985,143	1,357,927	1,000,000	925,000
Facility rental fees	128,413	141,527	366,624	137,000	107,000
Parking fees	44,121	30,871	36,912	40,000	40,000
Transportation fees—other	9,989	2,506	2,407	-	-
Tuition—driver education	272,543	290,154	296,904	334,500	359,380
Tuition—from other sources	-	43,512	54,637	-	-
Instructional materials fees	728,617	790,869	805,475	750,000	750,000
Gifts to schools	1,350,742	1,299,904	1,898,518	350,000	175,000
Miscellaneous revenue	1,170,770	1,686,886	4,452,618	1,619,393	1,675,000
Charter revenue	449,412	453,377	537,407	450,000	676,809
Other local income	100,914	77,659	84,744	-	-
Transfers from other funds	263,995	271,990	254,772	310,876	269,520
Total local revenue	98,016,970	99,220,122	114,582,979	110,552,897	114,581,087
State sources:					
Equalization	63,964,671	68,133,926	66,008,122	70,247,391	66,484,269
Special education	4,035,132	5,014,440	5,646,416	5,635,564	6,089,912
Transportation	1,344,143	1,274,096	1,606,798	1,456,566	1,527,460
Career/technical education	335,993	370,620	555,149	555,149	555,149
ELPA	140,132	132,341	169,853	169,853	194,345
Gifted and talented	161,897	161,647	187,139	162,020	197,779
At-risk	1,372,394	30,022	35,894	-	-
Universal preschool revenue	-	-	1,804,150	2,477,953	2,071,676
Other state revenue	-	-	231,876	-	-
Total state revenue	71,354,362	75,117,092	76,245,397	80,704,496	77,120,590
Federal sources:					
Grants	341,668	361,271	579,158	300,000	300,000
Total federal revenue	341,668	361,271	579,158	300,000	300,000
Total Revenues	169,713,000	174,698,485	191,407,534	191,557,393	192,001,677
Total funds available	\$199,372,770	\$215,910,777	\$234,456,861	\$235,304,910	\$237,592,702

LITTLETON PUBLIC SCHOOLS

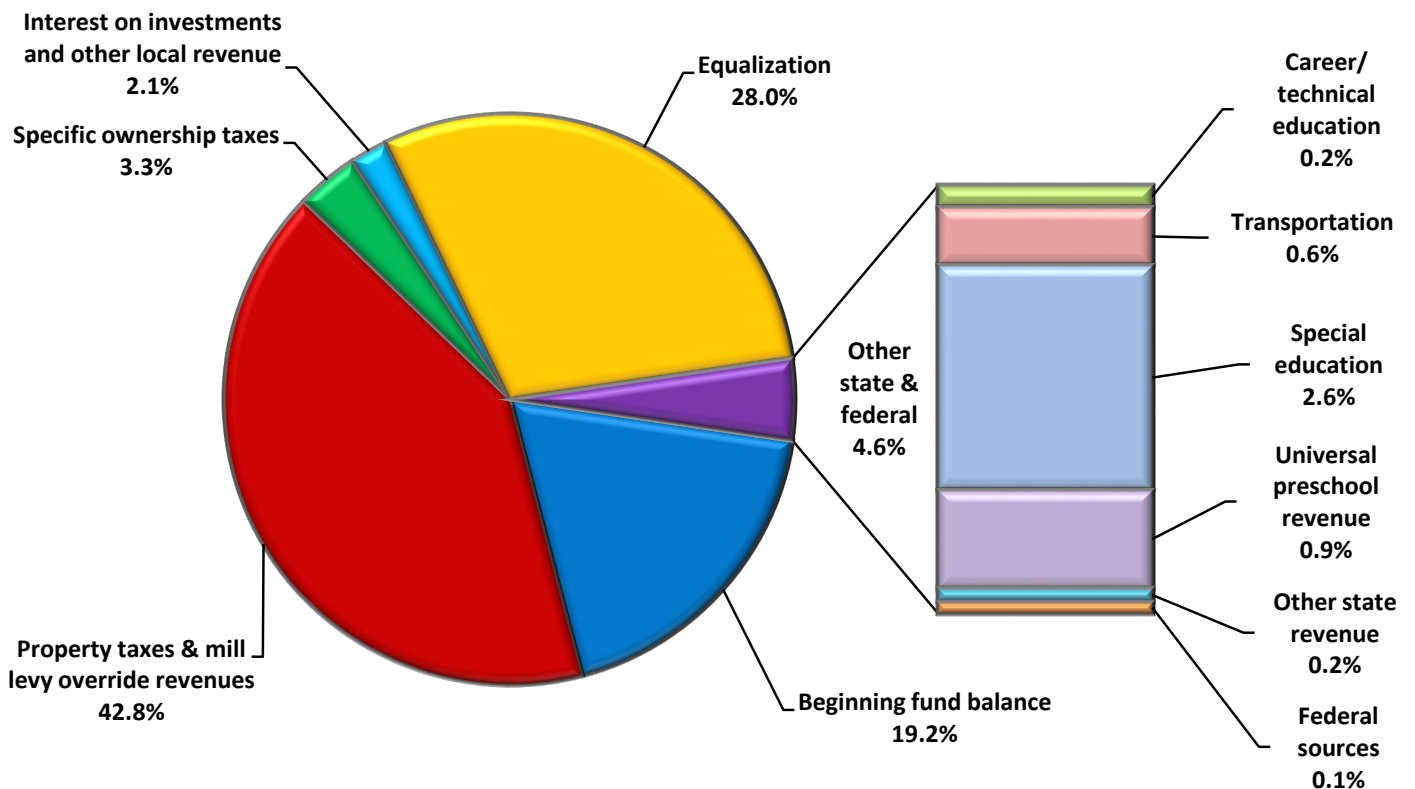
Littleton, Colorado

GENERAL FUND REVENUE GRAPHS

2025–2026 Revenue Components Per Student
(Based on Total Enrollment of 13,009)



2025–2026 General Fund—Total Funds Available

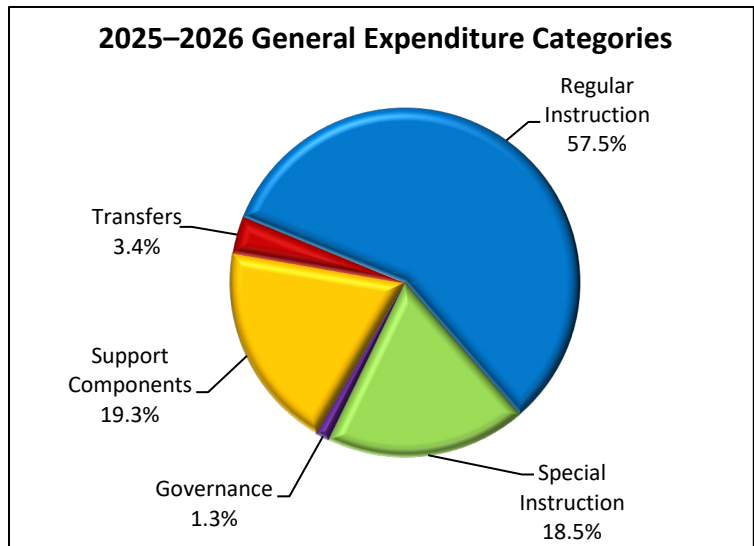


LITTLETON PUBLIC SCHOOLS

Littleton, Colorado

GENERAL FUND—EXPENDITURES OVERVIEW

The General Fund is the district’s general operating fund used to account for all financial transactions except those required to be accounted for in another fund. Expenditures in this fund include all costs associated with the daily operations of the district. LPS allocates them first by department and/or location, which identifies their specific uses such as regular education, transportation, or maintenance. The district divides departments into five general categories as shown in the chart to the right.



Expenditures by Service Area

Within the general expenditure categories, the district arranges expenditures into service areas that further distinguish the types of expenditures that occur within each.

- Regular Instruction includes expenditures for preschool and elementary schools, charter schools, middle schools, high schools, and districtwide fees and gifts. The expenditures consist of not only the costs associated with education of students but also the general costs of running the various buildings that house the students. Overall, in fiscal year 2025–2026, regular instruction accounts for 58.2 percent of staffing and 57.5 percent of total expenditures in the General Fund.
- Special Instruction includes expenditures for special education and career and technical education. These reflect both the costs for the programs offered for students identified as having a disability and who meet state and federal eligibility requirements and/or the costs for the many vocational programs the district offers for Grades 6–12. In fiscal year 2025–2026, special instruction accounts for 22.6 percent of staffing and 18.5 percent of total expenditures in the General Fund.
- Governance pertains to the expenditures of the district’s Board and Superintendent. These expenditures include expenses for strategic planning, community relations and communications services, organizational improvements, and supervision of mandates. This service area accounts for 0.5 percent of General Fund staffing and 1.3 percent of the total budgeted expenditures in fiscal year 2025–2026.
- Support Components encompass expenditures related to the centralized departments of the district that contribute to the overall efficient function of the district. These service areas are Learning Services; Human Resource Services; Safety, Security, and Operations; Transportation Services; Information and Technology Services; and Financial Services. Together, they account for the remaining 18.7 percent of General Fund staffing along with 19.3 percent of the budgeted expenditures.
- Transfers are not an actual service area, although they do comprise 3.4 percent of the budgeted 2025–2026 expenditures. In order to provide sufficient operating resources in other district funds, the General Fund supplements them in the form of transfers. The Risk Management and Capital Projects Funds will each receive a transfer of \$2,000,000. This provides capital for general

LITTLETON PUBLIC SCHOOLS

Littleton, Colorado

GENERAL FUND—EXPENDITURES OVERVIEW (continued)

district insurance needs, annual equipment leases, and vehicle purchases. Additionally, the General Fund will provide \$2,757,176 to the Student Athletic, Activities, and Clubs Fund in support of the many district-sponsored extracurricular activities in which students participate. This is equivalent to 57.4 percent of the total budgeted revenues in that fund.

Expenditures by Object

Each service area listed below further categorizes expenditures by objects used to describe the general service or commodity obtained as the result of the expenditures.

- Salaries and wages are the amounts paid for personnel services rendered by both permanent and temporary school district employees, including personnel substituting for those in permanent positions. Salaries and wages account for 59.8 percent of budgeted 2025–2026 expenditures.
- Employee benefits are the amounts paid by the school district on behalf of employees. They include life and disability insurance, Medicare, Colorado Public Employees Retirement Association (PERA) retirement contributions, and health, dental, and vision insurances. In fiscal year 2025–2026, the district has allocated 21.3 percent of budgeted expenditures for benefits.
- Purchased services are services, which by their nature, can only be performed by individuals or companies with specialized skills and knowledge. They may or may not result in an actual product, but regardless, a service has been performed for the district. Purchased services account for 6.1 percent of the district’s 2025–2026 budgeted expenditures.
- Contracts with charter schools are a purchased service; however, the district shows it as a separate line item because it is a material amount. This contracted expenditure specifically reflects the revenues the district collects from the School Finance Act and the various mill levy overrides on behalf of the district’s two charter schools. These contracts account for 5.8 percent of the district’s budgeted expenditures in fiscal year 2025–2026.
- Supplies and materials reflect amounts paid for any items that are consumed, worn out, or that deteriorate through use or items that lose their identity through fabrication or incorporation into different or more complex units or substances. This includes general supplies, energy expenditures, books and periodicals, and electronic media materials. In the 2025–2026 budget, supplies and materials account for 3.3 percent of planned expenditures.
- Capital outlay refers to expenditures for the acquisition of capital assets, improvements to grounds, and the purchase of higher-cost equipment. The majority of the district’s capital outlay purchases occur in the district’s Capital Projects Fund, Building Fund, and Operations and Technology Fund, so this particular object accounts for only 0.2 percent of the 2025–2026 budgeted General Fund expenditures.
- Other expenditures are the amounts paid for goods and services not otherwise classified in the other object categories. This includes dues and fees, interest expenditures for debt, and internal services accounts, such as transportation for field trips and printing services. In 2025–2026, other expenditures account for 0.1 percent of budgeted General Fund expenditures.
- Transfers to other funds account for the revenue resources the district transfers from the General Fund to other funds. Together with the other expenditures object category, this accounts for the remaining 3.4 percent of the 2025–2026 budgeted expenditures.

LITTLETON PUBLIC SCHOOLS
Littleton, Colorado

GENERAL FUND
EXPENDITURES BY SERVICE AREA

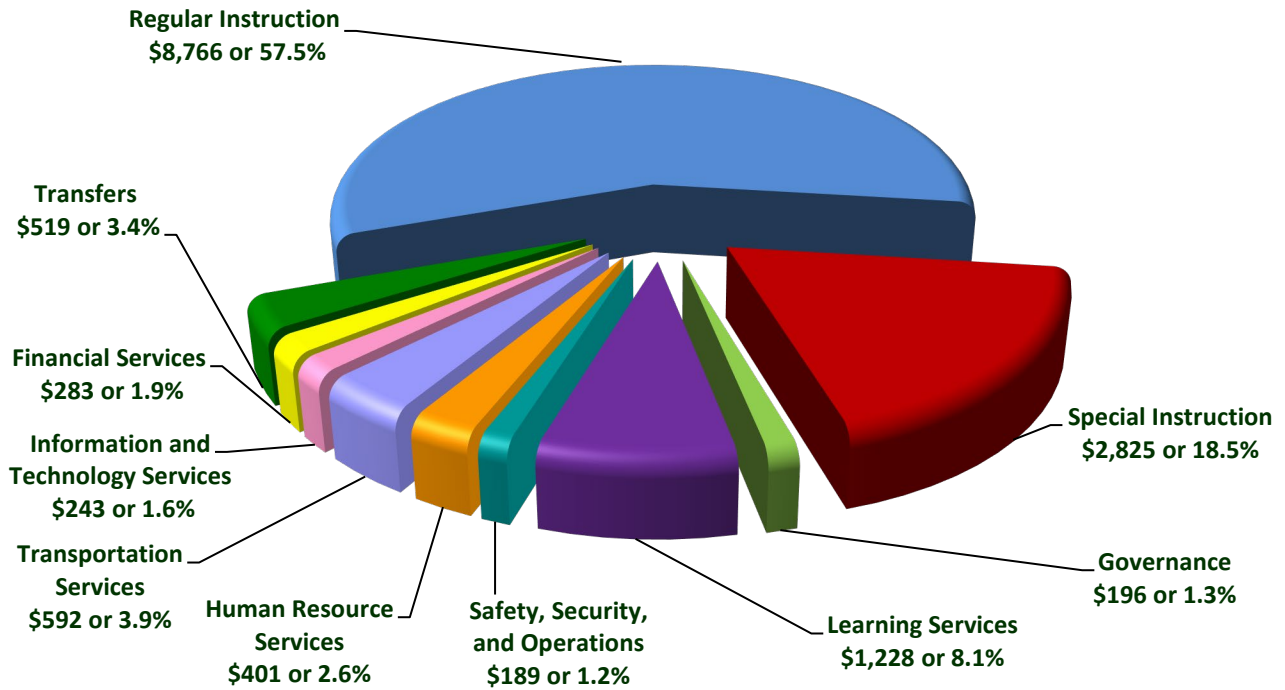
	2021–2022 <u>Actual</u>	2022–2023 <u>Actual</u>	2023–2024 <u>Actual</u>	2024–2025 <u>Budget</u>	2025–2026 <u>Budget</u>
Regular Instruction					
Elementary Schools and Preschool	\$36,482,823	\$39,301,832	\$40,174,474	\$42,667,645	\$43,400,543
Charter Schools	9,408,501	9,807,986	10,723,399	11,251,280	11,475,710
Middle Schools	17,702,216	19,535,884	19,484,788	19,803,593	20,244,506
High Schools	32,148,328	34,993,258	35,170,577	36,341,253	36,768,146
Districtwide Fees and Gifts	-	-	-	2,150,000	2,150,000
Subtotal	<u>95,741,868</u>	<u>103,638,960</u>	<u>105,553,238</u>	<u>112,213,771</u>	<u>114,038,905</u>
Special Instruction					
Special Education	24,208,690	26,728,945	30,448,611	30,453,094	31,313,725
Career and Technical Education	1,024,538	3,324,477	4,938,351	4,705,879	5,438,445
Subtotal	<u>25,233,228</u>	<u>30,053,422</u>	<u>35,386,962</u>	<u>35,158,973</u>	<u>36,752,170</u>
Governance					
Governance	2,077,874	2,395,922	2,406,679	2,430,640	2,551,236
Subtotal	<u>2,077,874</u>	<u>2,395,922</u>	<u>2,406,679</u>	<u>2,430,640</u>	<u>2,551,236</u>
Support Components at ESC					
Learning Services	12,196,409	11,644,049	13,988,849	14,851,023	15,969,129
Safety, Security, and Operations	1,267,022	1,380,228	1,535,082	1,626,532	2,457,209
Human Resource Services	2,762,957	3,756,588	4,002,392	4,689,114	5,217,558
Transportation Services	6,289,336	6,954,743	7,568,859	6,965,587	7,696,077
Information and Technology Services	4,380,950	5,024,698	4,079,058	3,637,662	3,167,326
Financial Services	2,164,532	1,950,646	2,130,831	3,198,516	3,683,478
Subtotal	<u>29,061,206</u>	<u>30,710,952</u>	<u>33,305,071</u>	<u>34,968,434</u>	<u>38,190,777</u>
Transfers	6,046,302	6,062,194	12,547,239	7,979,450	6,757,176
Subtotal, expenditures and transfers	<u>158,160,478</u>	<u>172,861,450</u>	<u>189,199,189</u>	<u>192,751,268</u>	<u>198,290,264</u> ★
Fund Balance	-	-	-	42,553,642	39,302,438
Total Appropriation	<u>\$158,160,478</u>	<u>\$172,861,450</u>	<u>\$189,199,189</u>	<u>\$235,304,910</u>	<u>\$237,592,702</u>

★ Includes budgeted one-time spending of \$0.5 million approved by the Board.

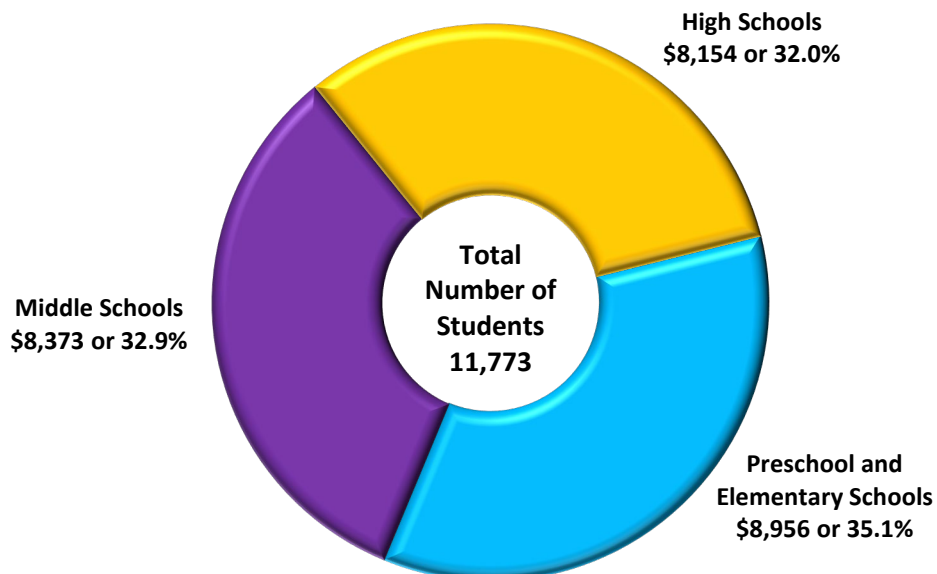
LITTLETON PUBLIC SCHOOLS Littleton, Colorado

GENERAL FUND EXPENDITURES GRAPHS

2025–2026 Expenditures by Service Area Per Student
(Based on Total Enrollment of 13,009)



2025–2026 Regular Instruction Per-Pupil Expenditures by Level
(Number of Students Net of Charter Schools, Other Programs, and Districtwide Fees and Gifts)



LITTLETON PUBLIC SCHOOLS
Littleton, Colorado

GENERAL FUND
2025–2026 BUDGET BY EXPENDITURE CATEGORY

	<u>Salaries and Wages</u>	<u>Employee Benefits</u>	<u>Purchased Services</u>	<u>Supplies/ Materials</u>
Regular Instruction				
Elementary Schools and Preschool	\$30,889,651	\$11,291,876	\$722,505	\$477,316
Charter Schools	-	-	11,475,710	-
Middle Schools	14,699,822	4,949,668	308,069	276,447
High Schools	26,493,659	8,989,099	599,993	658,145
Districtwide Fees and Gifts	-	-	-	1,900,000
Subtotal	<u>72,083,132</u>	<u>25,230,643</u>	<u>13,106,277</u>	<u>3,311,908</u>
Special Instruction				
Special Education	21,349,706	7,966,439	1,528,605	63,825
Career and Technical Education	<u>3,540,318</u>	<u>1,147,909</u>	<u>514,468</u>	<u>174,950</u>
Subtotal	<u>24,890,024</u>	<u>9,114,348</u>	<u>2,043,073</u>	<u>238,775</u>
Governance	<u>960,099</u>	<u>331,809</u>	<u>1,172,619</u>	<u>43,209</u>
Support Components at ESC				
Learning Services	8,921,762	3,018,540	1,993,303	2,022,774
Safety, Security, and Operations	1,732,872	679,129	22,145	23,063
Human Resource Services	1,945,116	525,974	2,696,723	45,595
Transportation Services	4,668,330	2,062,844	418,533	731,370
Information and Technology Services	2,054,513	727,659	326,905	45,700
Financial Services	<u>1,446,263</u>	<u>513,671</u>	<u>1,731,928</u>	<u>31,761</u>
Subtotal	<u>20,768,856</u>	<u>7,527,817</u>	<u>7,189,537</u>	<u>2,900,263</u>
Transfers	-	-	-	-
Subtotal, expenditures and transfers	<u>118,702,111</u>	<u>42,204,617</u>	<u>23,511,506</u>	<u>6,494,155</u>
Fund Balance	-	-	-	-
Total Appropriation	<u><u>\$118,702,111</u></u>	<u><u>\$42,204,617</u></u>	<u><u>\$23,511,506</u></u>	<u><u>\$6,494,155</u></u>

LITTLETON PUBLIC SCHOOLS
Littleton, Colorado

GENERAL FUND
2025–2026 BUDGET BY EXPENDITURE CATEGORY
(continued)

	<u>Capital Outlay</u>	<u>Other Expenses</u>	<u>Transfers and Fund Balance</u>	<u>Grand Totals</u>
Regular Instruction				
Elementary Schools and Preschool	\$14,900	\$4,295	\$ -	\$43,400,543
Charter Schools	-	-	-	11,475,710
Middle Schools	10,500	-	-	20,244,506
High Schools	11,500	15,750	-	36,768,146
Districtwide Fees and Gifts	250,000	-	-	2,150,000
Subtotal	<u>286,900</u>	<u>20,045</u>	-	<u>114,038,905</u>
Special Instruction				
Special Education	90,000	315,150	-	31,313,725
Career and Technical Education	41,300	19,500	-	5,438,445
Subtotal	<u>131,300</u>	<u>334,650</u>	-	<u>36,752,170</u>
Governance	<u>2,000</u>	<u>41,500</u>	-	<u>2,551,236</u>
Support Components at ESC				
Learning Services	3,000	9,750	-	15,969,129
Safety and Security Operations	-	-	-	2,457,209
Human Resource Services	3,000	1,150	-	5,217,558
Transportation Services	5,000	(190,000)	-	7,696,077
Information and Technology Services	10,549	2,000	-	3,167,326
Financial Services	6,500	(46,645)	-	3,683,478
Subtotal	<u>28,049</u>	<u>(223,745) ❖</u>	-	<u>38,190,777</u>
Transfers	-	-	6,757,176	6,757,176
Subtotal, expenditures and transfers	<u>448,249</u>	<u>172,450</u>	<u>6,757,176</u>	<u>198,290,264</u> ★
Fund Balance	<u>-</u>	<u>-</u>	<u>39,302,438</u>	<u>39,302,438</u>
Total Appropriation	<u>\$448,249</u>	<u>\$172,450</u>	<u>\$46,059,614</u>	<u>\$237,592,702</u>

❖ Includes credits for internal service revenues for field trip transportation and other indirect costs.

★ Includes budgeted one-time spending of \$0.5 million approved by the Board.

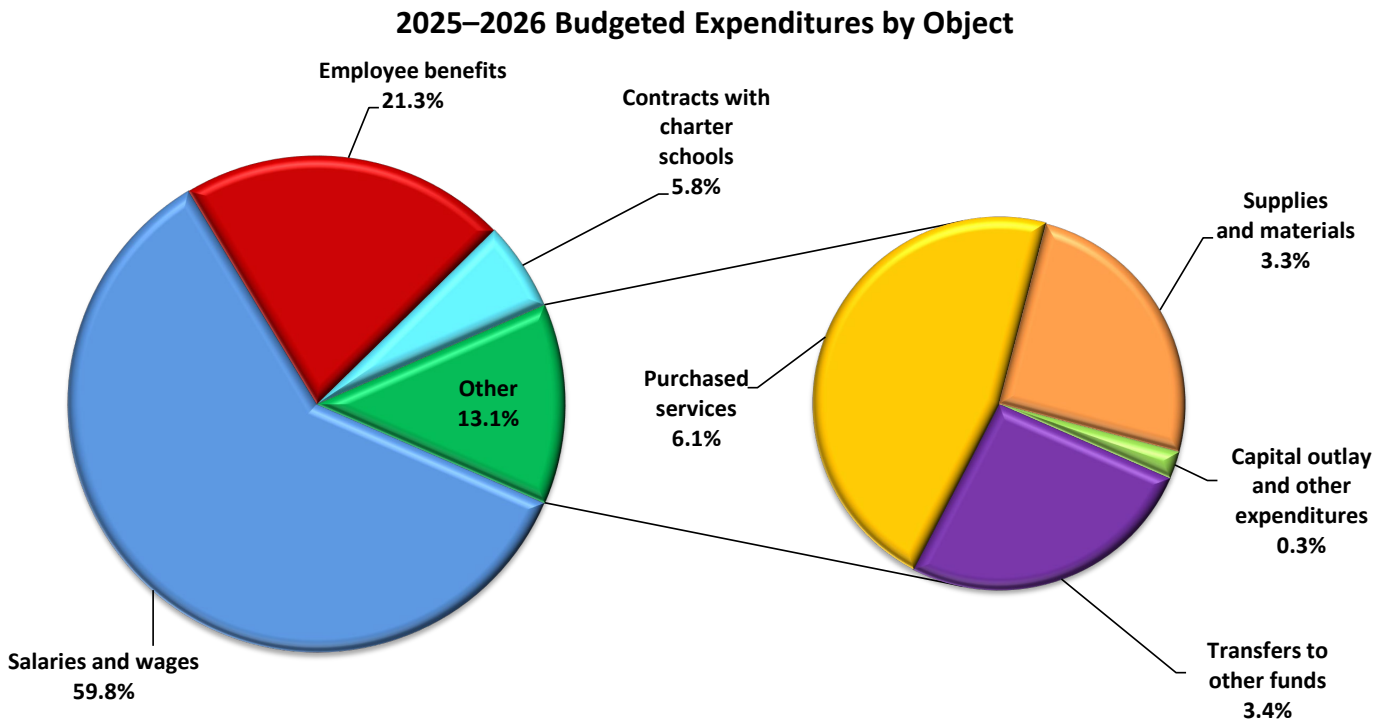
LITTLETON PUBLIC SCHOOLS

Littleton, Colorado

GENERAL FUND EXPENDITURES BY OBJECT

	2021–2022	2022–2023	2023–2024	2024–2025	2025–2026
	<u>Actual</u>	<u>Actual</u>	<u>Actual</u>	<u>Budget</u>	<u>Budget</u>
Salaries and wages	\$95,094,528	\$103,180,660	\$105,758,181	\$114,315,520	\$118,702,111
Employee benefits	32,281,156	34,376,322	35,867,425	40,644,334	42,204,617
Purchased services	8,854,426	12,831,744	18,595,484	11,291,362	12,035,796
Contracts with charter schools	9,408,501	9,807,986	10,723,399	11,251,280	11,475,710
Supplies and materials	5,329,348	4,569,591	4,258,814	6,687,554	6,494,155
Capital outlay	919,381	1,825,731	1,231,479	440,622	448,249
Other expenditures	226,836	207,222	217,168	141,146	172,450
Transfers to other funds	6,046,302	6,062,194	12,547,239	7,979,450	6,757,176
Total Expenditures	<u>\$158,160,478</u>	<u>\$172,861,450</u>	<u>\$189,199,189</u>	<u>\$192,751,268</u>	<u>\$198,290,264</u> ★

★ Includes budgeted one-time spending of \$0.5 million approved by the Board.



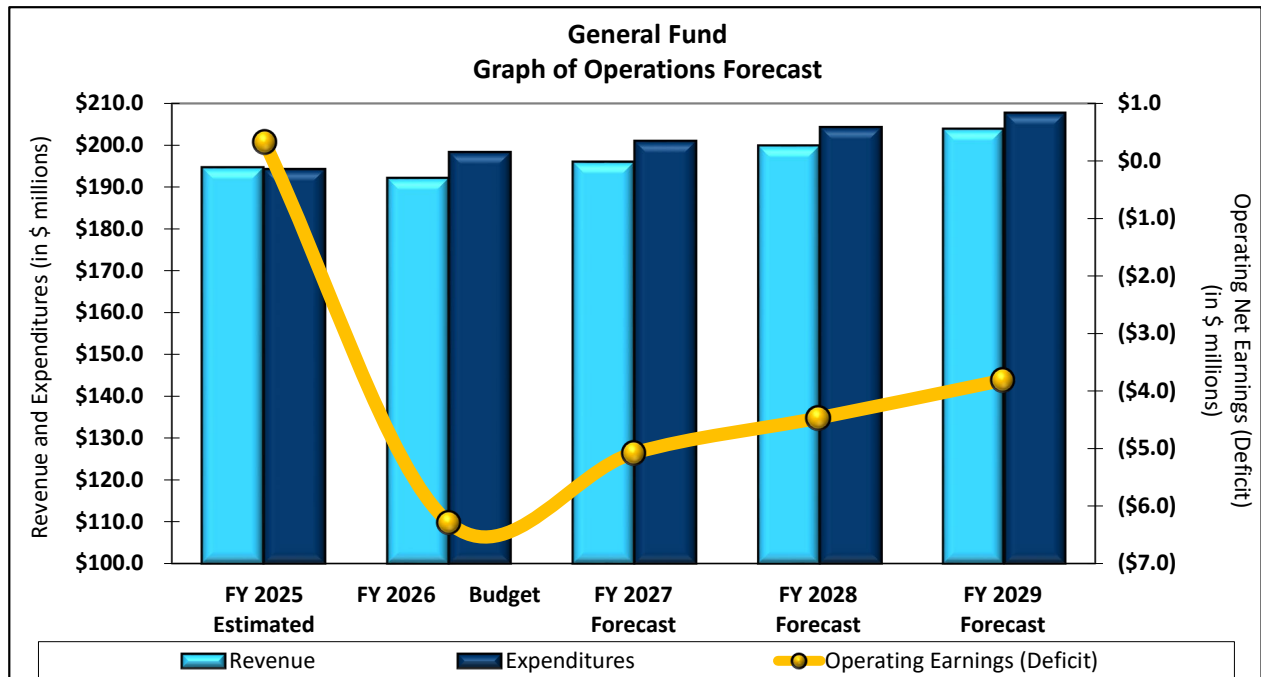
LITTLETON PUBLIC SCHOOLS

Littleton, Colorado

GENERAL FUND—FORECAST OF REVENUES, EXPENDITURES, AND ENDING FUND BALANCE

	2024–2025 <u>Estimated</u>	2025–2026 <u>Budget</u>	2026–2027 <u>Forecast</u>	2027–2028 <u>Forecast</u>	2028–2029 <u>Forecast</u>
Beginning Fund Balance	\$45,257,672	\$45,591,025	\$39,302,438	\$34,221,543	\$29,751,381
Revenue:					
Property taxes	104,898,316	101,771,049	103,806,470	105,882,599	108,000,251
Specific ownership taxes	8,211,441	7,832,329	7,988,976	8,148,756	8,311,731
Interest income	1,317,960	925,000	943,500	962,370	981,617
Other local income	4,147,602	3,783,189	3,858,853	3,936,030	4,014,751
State/Federal revenue	75,656,990	77,420,590	78,969,002	80,548,382	82,159,350
Transfers in	310,916	269,520	274,910	280,408	286,016
Total revenues	<u>194,543,225</u>	<u>192,001,677</u>	<u>195,841,711</u>	<u>199,758,545</u>	<u>203,753,716</u>
Expenditures:					
Salaries and wages	111,161,264	118,270,111	118,270,111 ❖	118,270,111 ❖	118,270,111 ❖
Employee benefits	37,945,771	42,204,617	43,892,802	45,648,514	47,474,455
Purchased services	19,188,280	12,035,796	12,517,228	13,017,917	13,538,634
Contract with charter schools	11,251,280	11,475,710	11,934,738	12,412,128	12,908,613
Supplies and materials	3,433,692	6,419,155	6,675,921	6,942,958	7,220,676
Capital outlay	656,431	408,649	424,995	441,995	459,675
Other expenditures	399,829	172,450	179,348	186,522	193,983
One-time major expenditures	1,193,875	546,600	-	-	-
Transfers out	8,979,450	6,757,176	7,027,463	7,308,562	7,600,904
Total expenditures	<u>194,209,872</u>	<u>198,290,264</u> ★	<u>200,922,606</u>	<u>204,228,707</u>	<u>207,667,051</u>
Ending Fund Balance	<u>\$45,591,025</u>	<u>\$39,302,438</u>	<u>\$34,221,543</u>	<u>\$29,751,381</u>	<u>\$25,838,046</u>

- ★ Includes budgeted one-time spending of \$0.5 million approved by the Board.
- ❖ Salary schedule advancement costs have not been included in the forecasting model.



LITTLETON PUBLIC SCHOOLS

Littleton, Colorado

GENERAL FUND

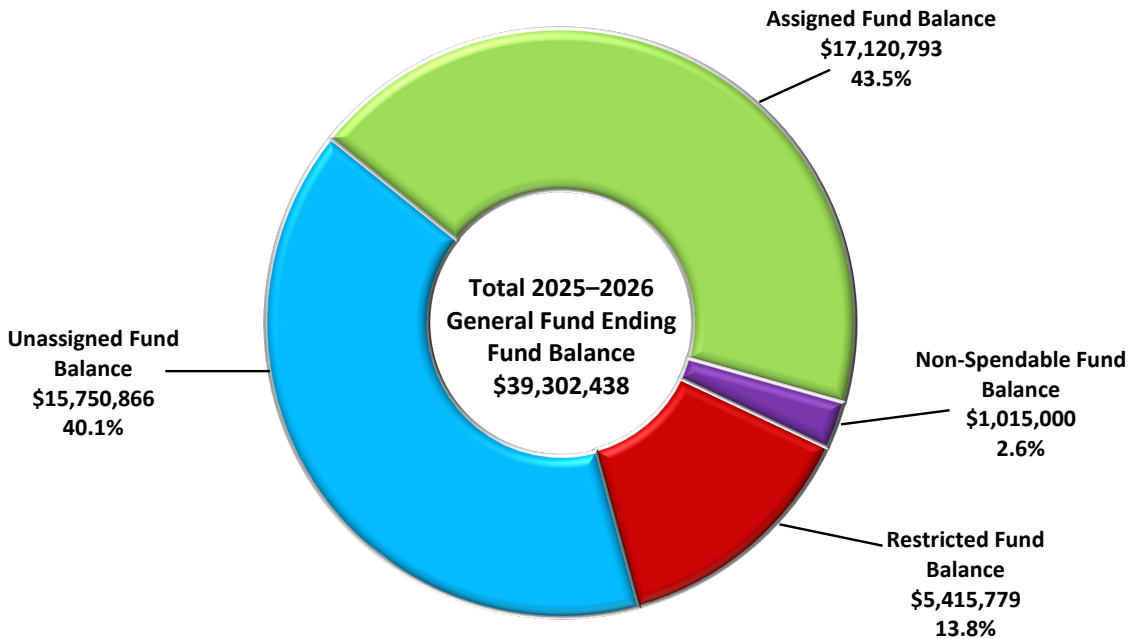
BUDGETED YEAR-END FUND BALANCE POSITION AS OF JUNE 30, 2026

	Budgeted
Beginning Fund Balance June 30, 2025	\$45,591,025
Budgeted Revenue	192,001,677
Budgeted Expenditures	198,290,264
Budgeted Ending Fund Balance June 30, 2026	\$39,302,438

Composition of Budgeted Fund Balance as of June 30, 2026

		Percent of General Fund Revenue
Unassigned Fund Balances:		
For Fiscal Stability	\$6,724,568	3.5%
Per Board Policy ✓	9,026,298	5.0%
Restricted, Committed, and Assigned Fund Balances:		
Restricted—TABOR Emergency Reserve	5,415,779	3.0%
Assigned—Spending related to student and district needs	9,560,418	5.0%
Assigned—Encumbrances and Carry Forwards	6,500,000	3.4%
Assigned—Spending related to staffing needs	1,060,375	0.6%
Non-Spendable Fund Balances:		
Inventory and Prepays	1,015,000	0.5%
Total Fund Balance	\$39,302,438	20.5%

✓ Board of Education policy DB - Annual Budget requires the district to maintain an unassigned fund balance equivalent to 5.0 percent of the district's current fiscal year General Fund revenue budget, excluding charter school revenues.



LITTLETON PUBLIC SCHOOLS
Littleton, Colorado

GENERAL FUND
EXPENDITURES BUDGET DETAIL INTRODUCTION AND OVERVIEW

The following budget detail will allow interested readers to compare five years of expenditures on a more detailed level. It presents a summary page for each category listed below followed by the detailed pages included in that category. The budget detail groups information into the following categories:

<u>Budget Detail Category</u>	<u>Initial Page</u>
Elementary Schools and Preschool	90
Middle Schools	107
High Schools	113
Special Instruction	120
Governance	125
Support Components	127

Instruction budgets at the elementary, middle, and high school levels include teachers, aides, instructional supplies, librarians, counselors, and office of the principal. Support component budgets summarize costs incurred to operate the school but managed centrally for cost effectiveness, i.e., information and technology services, human resources, etc.

The traditional line-item budget format continues to be prepared because it conforms to the format used by the CDE. The traditional budget format and the budget detail are identical in terms of the total amount. The traditional line-item budget is available for review in the offices of Financial Services.

LITTLETON PUBLIC SCHOOLS

Littleton, Colorado

ELEMENTARY SCHOOLS AND PRESCHOOL SUMMARY

The district conducts elementary education at 10 learning sites and includes Grades K–5. The elementary learning sites are Centennial, Field, Ford, Gaskill, Hopkins, Lenski, Little Raven, Runyon, Sandburg, and Wilder.

Preschool education is delivered at two learning sites which are The Village ECE and Centennial serving 304 students. In the 2023–2024 fiscal year Colorado implemented the Universal Preschool Program (UPK) administered through the Colorado Department of Early Childhood. UPK guarantees at least 10 hours of free preschool for all 4-year-olds with additional hours awarded for those with higher needs, which can include 3-year-olds. The majority of preschool students are receiving some funding through the UPK program.

Per Colorado Revised Statute, 990 hours for full-time kindergarten and Grades 1–5 are the minimum scheduled hours required per year. At LPS, kindergarten and Grades 1–5 schedule between 1,062 and 1,118 instructional hours per year based on an individual school’s scheduled offerings.

Subject areas taught at the elementary level include:

Language Arts—Instruction in reading, writing, speaking, and listening/viewing skills and strategies.

Mathematics—Operations with whole numbers, decimals, fractions, money, time, geometric shapes (two- and three-dimensional), measurement (linear, weight, and volume), perimeter, area, graphing, problem solving, and communication.

Science—Earth science, life science/ecology, physical science.

Social Studies—U.S. history is the major theme and incorporates general study of U.S. history and geography concepts as well as Littleton/Centennial and Colorado geography and history.

Computers—Using computers to learn and produce work by gathering information, word processing, and connecting with others.

Health—Accident prevention and safety, community health, consumer health, environmental health, personal health, disease prevention and control, substance use and abuse, and family life.

Music—Rhythm, melody, harmony, form, expression, and music reading.

Physical Education—Instruction and application of knowledge and skills in physical fitness, movement, sports/games/recreation, and sportsmanship/citizenship.

Visual Arts—Concepts and skills in communication, history and culture, aesthetics, cognitive process, media, technique and production, and safety.

Gifted and Talented—Gifted and talented education in the district identifies needs and programs for individual academic growth and assesses the effectiveness of a differentiated curriculum.

LITTLETON PUBLIC SCHOOLS

Littleton, Colorado

ELEMENTARY SCHOOLS AND PRESCHOOL

	2021–2022	2022–2023	2023–2024	2024–2025	2025–2026
	Actual	Actual	Actual	Budget	Budget
Expenditures by School:					
The Village for Early Childhood Education	\$1,243,722	\$1,470,551	\$2,086,030	\$2,230,954	\$3,380,349
Centennial Academy of Fine Arts	3,306,499	3,366,314	3,391,097	3,748,898	3,598,418
East Elementary	2,346,219	2,211,047	-	€ -	-
Eugene Field Elementary	2,682,197	2,796,235	3,039,807	3,194,042	3,151,574
Dr. Justina Ford Elementary	3,611,314	4,650,280	4,877,425	5,146,872	4,961,567
Gudy Gaskill Elementary	(192,814)	3,995,212	4,230,016	4,329,636	4,133,670
Highland Elementary	2,782,836	175,181	€ -	-	-
Mark Hopkins Elementary	2,271,700	2,493,845	2,707,434	3,053,998	3,154,494
Lois Lenski Elementary	2,956,212	3,899,381	4,047,588	4,082,312	4,256,080
Little Raven Elementary	2,334,150	2,612,741	3,923,616	4,384,324	4,288,030
Peabody Elementary	1,570,707	13,795	€ -	-	-
Damon Runyon Elementary	2,922,141	3,578,583	3,562,528	3,633,009	3,592,263
Carl Sandburg Elementary	3,242,302	3,978,906	4,183,484	4,606,748	4,354,755
Mark Twain Elementary	1,902,073	36,542	€ -	-	-
Laura Ingalls Wilder Elementary	3,503,565	4,023,219	4,125,449	4,256,852	4,529,343
Total expenditures	\$36,482,823	\$39,301,832	\$40,174,474	\$42,667,645	\$43,400,543
Expenditures by Object:					
Salaries and wages	\$26,484,616	\$28,249,776	\$28,499,954	\$30,436,848	\$30,889,651
Employee benefits	8,881,498	9,380,724	9,680,087	11,168,293	11,291,876
Purchased services	349,189	595,771	949,637	537,444	722,505
Supplies and materials	643,661	704,421	736,462	501,665	477,316
Capital outlay	91,293	336,042	271,795	17,500	14,900
Other expenditures	32,566	35,098	36,539	5,895	4,295
Total expenditures	\$36,482,823	\$39,301,832	\$40,174,474	\$42,667,645	\$43,400,543
Personnel (full-time equivalents):					
Administrators	23.00	22.00	20.00	22.00	22.00
Clerical	26.91	24.52	25.24	25.34	26.02
Custodians	0.14	-	0.10	-	-
Paraprofessionals	93.78	103.33	115.89	131.68	113.13
Teachers	277.24	271.72	264.16	268.50	259.55
Total personnel	421.07	421.57	425.39	447.52	420.70 Ω
Number of Students Served*	4,955	4,958	4,927	4,901	4,846

* Number of students served does not include students in any program or charter school not specifically referenced on this page.

€ Locations closed at the end of the fiscal year. The buildings were repurposed for other district programs and community needs.

Ω 2025–2026 FTE calculation restated based on an 8-hour workday for non-licensed personnel districtwide.

LITTLETON PUBLIC SCHOOLS

Littleton, Colorado

THE VILLAGE FOR EARLY CHILDHOOD EDUCATION

711 E. Euclid Ave., Centennial, CO 80121
(303) 347-4525

	2021–2022 Actual	2022–2023 Actual	2023–2024 Actual	2024–2025 Budget	2025–2026 Budget
Expenditures:					
Salaries and wages	\$906,214	\$1,054,731	\$1,367,795	\$1,498,732	\$2,199,942 *
Employee benefits	335,159	378,325	493,974	669,855	955,537
Purchased services	1,848	8,721	189,122	19,367	191,981
Supplies and materials	501	26,461	35,139	41,000	32,239
Capital outlay	-	1,075	-	-	-
Other expenditures	-	1,238	-	2,000	650
Total expenditures	\$1,243,722	\$1,470,551	\$2,086,030 €	\$2,230,954	\$3,380,349
Personnel (full-time equivalents):					
Administrators	1.00	1.00	1.00	1.00	1.00
Clerical	1.79	4.03	4.35	5.44	4.94
Paraprofessionals	21.41	24.09	32.33	45.87	44.55
Teachers	0.48	0.66	1.00	1.00	1.00
Total personnel	24.68	29.78	38.68 €	53.31	51.49 Ω
Number of Students Served	225	263	297	279	279

€ Increased expenditures and staffing reflective of the mid-year addition of classrooms in the prior year to meet the needs of newly enrolled students along with increased support staffing to maintain student/teacher ratio requirements related to Universal Preschool (UPK).

* Increased expenditures reflect a restructure of personnel due to UPK.

Ω 2025–2026 FTE calculation restated based on an 8-hour workday for non-licensed personnel districtwide.



LITTLETON PUBLIC SCHOOLS
Littleton, Colorado

CENTENNIAL ACADEMY of FINE ARTS EDUCATION

3306 W. Berry Ave., Littleton, CO 80123
(303) 347-4425

	<u>2021–2022</u> <u>Actual</u>	<u>2022–2023</u> <u>Actual</u>	<u>2023–2024</u> <u>Actual</u>	<u>2024–2025</u> <u>Budget</u>	<u>2025–2026</u> <u>Budget</u>
Expenditures:					
Salaries and wages	\$2,423,803	\$2,450,817	\$2,445,684	\$2,699,737	\$2,584,110
Employee benefits	775,458	748,501	782,090	958,121	920,038
Purchased services	33,124	45,615	81,735	52,575	52,930
Supplies and materials	65,977	67,719	72,013	35,365	38,740
Capital outlay	6,992	53,107	6,717	2,500	2,000
Other expenditures	1,145	555	2,858	600	600
Total expenditures	<u><u>\$3,306,499</u></u>	<u><u>\$3,366,314</u></u>	<u><u>\$3,391,097</u></u>	<u><u>\$3,748,898</u></u>	<u><u>\$3,598,418</u></u>
Personnel (full-time equivalents):					
Administrators	2.00	2.00	2.00	2.00	2.00
Clerical	2.08	1.98	1.94	1.94	2.94
Paraprofessionals	6.18	6.23	6.76	11.68	8.20
Teachers	25.14	21.40	19.15	20.20	18.45
Total personnel	<u><u>35.40</u></u>	<u><u>31.61</u></u>	<u><u>29.85</u></u>	<u><u>35.82</u></u> €	<u><u>31.59</u></u> Ω
Number of Students Served	<u><u>373</u></u>	<u><u>330</u></u>	<u><u>328</u></u>	<u><u>324</u></u>	<u><u>313</u></u>

€ Increased staffing reflective of required student/teacher ratio related to Universal Preschool (UPK).

Ω 2025–2026 FTE calculation restated based on an 8-hour workday for non-licensed personnel districtwide.



LITTLETON PUBLIC SCHOOLS
Littleton, Colorado

EAST ELEMENTARY

5933 S. Fairfield St., Littleton, CO 80120

(303) 347-4452

	<u>2021–2022</u> Actual	<u>2022–2023</u> Actual	<u>2023–2024</u> Actual	<u>2024–2025</u> Budget	<u>2025–2026</u> Budget
Expenditures:					
Salaries and wages	\$1,709,842	\$1,621,809	\$ -	\$ -	\$ -
Employee benefits	582,001	540,193	-	-	-
Purchased services	17,892	18,940	-	-	-
Supplies and materials	34,725	29,507	-	-	-
Capital outlay	1,075	-	-	-	-
Other expenditures	684	598	-	-	-
Total expenditures	<u>\$2,346,219</u>	<u>\$2,211,047</u>	<u>\$ -</u>	<u>\$ -</u>	<u>\$ -</u>
Personnel (full-time equivalents):					
Administrators	2.00	2.00	-	-	-
Clerical	1.77	1.75	-	-	-
Paraprofessionals	3.94	3.17	-	-	-
Teachers	16.70	14.50	-	-	-
Total personnel	<u>24.41</u>	<u>21.42</u>	<u>-</u>	<u>-</u>	<u>-</u>
Number of Students Served	<u>201</u>	<u>183</u>	<u>-</u>	<u>-</u>	<u>-</u>

NOTE: East Elementary closed June 30, 2022. The building has been repurposed for community needs.

LITTLETON PUBLIC SCHOOLS
Littleton, Colorado


EUGENE FIELD ELEMENTARY

5402 S. Sherman Way, Littleton, CO 80121

(303) 347-4475

	<u>2021–2022</u>	<u>2022–2023</u>	<u>2023–2024</u>	<u>2024–2025</u>	<u>2025–2026</u>
	Actual	Actual	Actual	Budget	Budget
Expenditures:					
Salaries and wages	\$1,927,103	\$2,002,302	\$2,164,639	\$2,287,498	\$2,256,072
Employee benefits	651,545	629,356	697,736	827,374	817,604
Purchased services	51,697	44,104	42,943	51,925	53,325
Supplies and materials	39,232	50,933	58,215	27,245	24,573
Capital outlay	8,746	66,487	74,044	-	-
Other expenditures	3,874	3,053	2,230	-	-
Total expenditures	<u><u>\$2,682,197</u></u>	<u><u>\$2,796,235</u></u>	<u><u>\$3,039,807</u></u>	<u><u>\$3,194,042</u></u>	<u><u>\$3,151,574</u></u>
Personnel (full-time equivalents):					
Administrators	2.00	2.00	2.00	2.00	2.00
Clerical	2.00	2.00	2.00	1.69	2.00
Paraprofessionals	5.55	6.28	6.36	7.48	5.91
Teachers	19.70	19.16	20.15	19.30	18.90
Total personnel	<u><u>29.25</u></u>	<u><u>29.44</u></u>	<u><u>30.51</u></u>	<u><u>30.47</u></u>	<u><u>28.81</u></u> Ω
Number of Students Served	<u><u>279</u></u>	<u><u>273</u></u>	<u><u>283</u></u>	<u><u>278</u></u>	<u><u>276</u></u>

Ω 2025–2026 FTE calculation restated based on an 8-hour workday for non-licensed personnel districtwide.



LITTLETON PUBLIC SCHOOLS
Littleton, Colorado

DR. JUSTINA FORD ELEMENTARY

7300 S. Clermont Dr., Centennial, CO 80122
(303) 347-4400

	<u>2021–2022</u> Actual	<u>2022–2023</u> Actual	<u>2023–2024</u> Actual	<u>2024–2025</u> Budget	<u>2025–2026</u> Budget
Expenditures:					
Salaries and wages	\$2,612,823	\$3,295,060	\$3,509,841	\$3,632,071	\$3,535,790
Employee benefits	862,283	1,120,517	1,183,390	1,390,127	1,303,763
Purchased services	27,253	68,548	110,436	57,710	58,383
Supplies and materials	95,934	75,806	66,848	66,919	63,586
Capital outlay	10,925	85,910	2,446	-	-
Other expenditures	2,096	4,439	4,464	45	45
Total expenditures	<u><u>\$3,611,314</u></u>	<u><u>\$4,650,280</u></u> ★	<u><u>\$4,877,425</u></u>	<u><u>\$5,146,872</u></u>	<u><u>\$4,961,567</u></u>
Personnel (full-time equivalents):					
Administrators	2.00	2.00	2.00	3.00	3.00
Clerical	1.88	1.88	2.63	2.63	2.44
Paraprofessionals	5.76	15.18	14.44	10.82	8.44
Teachers	28.00	37.00	37.10	35.50	34.80
Total personnel	<u><u>37.64</u></u>	<u><u>56.06</u></u> ★	<u><u>56.17</u></u>	<u><u>51.95</u></u>	<u><u>48.68</u></u> Ω
Number of Students Served	<u><u>653</u></u>	<u><u>705</u></u>	<u><u>683</u></u>	<u><u>653</u></u>	<u><u>653</u></u>

★ Increased expenditures and staffing reflective of the mid-year addition of classrooms in the prior year when actual enrollment numbers exceeded projections. In 2022–2023 staffing was adjusted according to what actually occurred.

Ω 2025–2026 FTE calculation restated based on an 8-hour workday for non-licensed personnel districtwide.



LITTLETON PUBLIC SCHOOLS
Littleton, Colorado

GUDY GASKILL ELEMENTARY

1603 E. Euclid Ave., Centennial, CO 80121

(303) 347-4500

	<u>2021–2022</u>	<u>2022–2023</u>	<u>2023–2024</u>	<u>2024–2025</u>	<u>2025–2026</u>
	Actual	Actual	Actual	Budget	Budget
Expenditures:					
Salaries and wages	(\$173,051)	\$2,864,284	\$3,069,097	\$3,114,006	\$2,962,770
Employee benefits	(37,540)	925,084	997,386	1,110,315	1,071,137
Purchased services	14,934	100,212	68,094	48,725	49,025
Supplies and materials	2,843	101,279	90,250	54,590	48,738
Capital outlay	-	-	1,216	2,000	2,000
Other expenditures	-	4,353	3,973	-	-
Total expenditures	<u>(\$192,814)</u>	<u>\$3,995,212</u>	<u>€ \$4,230,016</u>	<u>\$4,329,636</u>	<u>\$4,133,670</u>
Personnel (full-time equivalents):					
Administrators	-	2.00	2.00	2.00	2.00
Clerical	-	2.00	2.00	2.00	2.00
Paraprofessionals	-	7.31	8.52	7.46	7.64
Teachers	-	29.40	30.80	30.40	27.30
Total personnel	<u>-</u>	<u>40.71</u>	<u>€ 43.32</u>	<u>41.86</u>	<u>38.94</u>
Number of Students Served	<u>-</u>	<u>529</u>	<u>521</u>	<u>506</u>	<u>478</u>

€ Gudy Gaskill Elementary replaced Franklin Elementary and opened in August 2022. Prior year information reflects expenditures associated with Franklin Elementary prior to its closure in June 2021 and subsequent demolition.

Ω 2025–2026 FTE calculation restated based on an 8-hour workday for non-licensed personnel districtwide.



LITTLETON PUBLIC SCHOOLS
Littleton, Colorado

HIGHLAND ELEMENTARY

711 E. Euclid Ave., Centennial, CO 80121

(303) 347-4525

	2021–2022	2022–2023	2023–2024	2024–2025	2025–2026
	Actual	Actual	Actual	Budget	Budget
Expenditures:					
Salaries and wages	\$2,055,853	\$147,833	\$ -	\$ -	\$ -
Employee benefits	678,629	27,320	-	-	-
Purchased services	18,682	28	-	-	-
Supplies and materials	27,724	-	-	-	-
Capital outlay	1,948	-	-	-	-
Other expenditures	-	-	-	-	-
Total expenditures	\$2,782,836	\$175,181	\$ -	\$ -	\$ -
Personnel (full-time equivalents):					
Administrators	2.00	-	-	-	-
Clerical	2.00	-	-	-	-
Paraprofessionals	6.46	-	-	-	-
Teachers	19.65	-	-	-	-
Total personnel	30.11	-	-	-	-
Number of Students Served	322	-	-	-	-

NOTE: This building closed in June 2022 to facilitate remodeling necessary for the merger of the district's two Village Early Childhood Education facilities into one location.

LITTLETON PUBLIC SCHOOLS
Littleton, Colorado

MARK HOPKINS ELEMENTARY

7171 S. Pennsylvania St., Centennial, CO 80122

(303) 347-4550

	<u>2021–2022</u> Actual	<u>2022–2023</u> Actual	<u>2023–2024</u> Actual	<u>2024–2025</u> Budget	<u>2025–2026</u> Budget
Expenditures:					
Salaries and wages	\$1,641,643	\$1,798,574	\$1,941,034	\$2,160,691	\$2,239,618
Employee benefits	549,677	627,482	668,756	807,577	826,833
Purchased services	15,545	25,554	44,110	51,224	51,774
Supplies and materials	59,998	39,689	45,125	29,506	31,269
Capital outlay	3,213	2,546	6,140	5,000	5,000
Other expenditures	1,624	-	2,269	-	-
Total expenditures	<u><u>\$2,271,700</u></u>	<u><u>\$2,493,845</u></u>	<u><u>\$2,707,434</u></u>	<u><u>\$3,053,998</u></u>	<u><u>\$3,154,494</u></u>
Personnel (full-time equivalents):					
Administrators	1.00	1.00	1.00	2.00	2.00
Clerical	2.00	2.00	1.88	1.88	1.88
Paraprofessionals	8.12	5.23	5.49	5.48	5.47
Teachers	17.50	19.80	20.10	21.80	21.60
Total personnel	<u><u>28.62</u></u>	<u><u>28.03</u></u>	<u><u>28.47</u></u>	<u><u>31.16</u></u>	<u><u>30.95</u></u> Ω
Number of Students Served	<u><u>339</u></u>	<u><u>360</u></u>	<u><u>356</u></u>	<u><u>372</u></u>	<u><u>381</u></u>

Ω 2025–2026 FTE calculation restated based on an 8-hour workday for non-licensed personnel districtwide.



LITTLETON PUBLIC SCHOOLS
Littleton, Colorado

LOIS LENSKI ELEMENTARY

6350 S. Fairfax Way, Centennial, CO 80121

(303) 347-4575

	<u>2021–2022</u>	<u>2022–2023</u>	<u>2023–2024</u>	<u>2024–2025</u>	<u>2025–2026</u>
	Actual	Actual	Actual	Budget	Budget
Expenditures:					
Salaries and wages	\$2,178,323	\$2,831,140	\$2,836,093	\$2,932,346	\$3,061,936
Employee benefits	698,119	954,441	971,814	1,046,542	1,089,526
Purchased services	30,104	46,511	124,099	59,034	60,368
Supplies and materials	42,849	56,974	80,204	36,640	38,350
Capital outlay	3,726	5,888	30,656	5,000	2,900
Other expenditures	3,091	4,427	4,722	2,750	3,000
Total expenditures	<u><u>\$2,956,212</u></u>	<u><u>\$3,899,381</u></u>	<u><u>\$4,047,588</u></u>	<u><u>\$4,082,312</u></u>	<u><u>\$4,256,080</u></u>
Personnel (full-time equivalents):					
Administrators	2.00	2.00	2.00	2.00	2.00
Clerical	2.00	2.00	2.00	2.00	2.00
Paraprofessionals	5.46	5.88	5.95	6.73	6.01
Teachers	25.70	29.40	27.86	28.10	28.10
Total personnel	<u><u>35.16</u></u>	<u><u>39.28</u></u>	<u><u>37.81</u></u>	<u><u>38.83</u></u>	<u><u>38.11</u></u> Ω
Number of Students Served	<u><u>409</u></u>	<u><u>500</u></u>	<u><u>503</u></u>	<u><u>508</u></u>	<u><u>507</u></u>

Ω 2025–2026 FTE calculation restated based on an 8-hour workday for non-licensed personnel districtwide.



LITTLETON PUBLIC SCHOOLS
Littleton, Colorado

LITTLE RAVEN ELEMENTARY

6390 S. Windermere St., Littleton, CO 80120
(303) 347-4600

	2021–2022	2022–2023	2023–2024	2024–2025	2025–2026
	Actual	Actual	Actual	Budget	Budget
Expenditures:					
Salaries and wages	\$1,686,542	\$1,870,147	\$2,838,434	\$3,172,887	\$3,091,897
Employee benefits	597,711	640,283	946,948	1,112,140	1,097,067
Purchased services	9,819	49,724	47,852	41,625	41,625
Supplies and materials	37,403	48,363	71,009	57,672	57,441
Capital outlay	576	2,798	17,598	-	-
Other expenditures	2,099	1,426	1,775	-	-
Total expenditures	\$2,334,150	\$2,612,741	\$3,923,616 ★	\$4,384,324	\$4,288,030
Personnel (full-time equivalents):					
Administrators	1.00	2.00	2.00	2.00	2.00
Clerical	2.00	2.00	2.56	1.88	1.88
Paraprofessionals	5.51	5.40	7.80	11.78	6.69
Teachers	17.50	17.90	25.00	27.20	26.20
Total personnel	26.01	27.30	37.36 ★	42.86	36.77 Ω
Number of Students Served	262	260	439	474	459

NOTE: Moody Elementary was closed June 30, 2022, to facilitate the demolition of the structure in conjunction with the Building Fund project to replace the facility. In fiscal year 2022–2023, Moody Elementary was temporarily relocated to the Twain Facility until the new Little Raven Elementary opened in August 2023.

★ In 2023–2024, Little Raven Elementary opened with the combined student bodies of East Elementary and Moody Elementary.

Ω 2025–2026 FTE calculation restated based on an 8-hour workday for non-licensed personnel districtwide.



LITTLETON PUBLIC SCHOOLS
Littleton, Colorado

PEABODY ELEMENTARY

3128 E. Maplewood Ave., Centennial, CO 80121

(303) 347-4625

	2021–2022 Actual	2022–2023 Actual	2023–2024 Actual	2024–2025 Budget	2025–2026 Budget
Expenditures:					
Salaries and wages	\$1,151,377	\$ -	\$ -	\$ -	\$ -
Employee benefits	378,552	13,795	-	-	-
Purchased services	11,770	-	-	-	-
Supplies and materials	26,706	-	-	-	-
Capital outlay	-	-	-	-	-
Other expenditures	2,302	-	-	-	-
Total expenditures	\$1,570,707	\$13,795	\$ -	\$ -	\$ -
Personnel (full-time equivalents):					
Administrators	1.00	-	-	-	-
Clerical	1.88	-	-	-	-
Paraprofessionals	4.38	-	-	-	-
Teachers	13.30	-	-	-	-
Total personnel	20.56	-	-	-	-
Number of Students Served	156	-	-	-	-

NOTE: Peabody Elementary closed June 30, 2022. The building has been repurposed for use by other district programs and for community needs.

LITTLETON PUBLIC SCHOOLS
Littleton, Colorado

DAMON RUNYON ELEMENTARY

7455 S. Elati St., Littleton, CO 80120

(303) 347-4650

	2021–2022	2022–2023	2023–2024	2024–2025	2025–2026
	Actual	Actual	Actual	Budget	Budget
Expenditures:					
Salaries and wages	\$2,094,306	\$2,517,910	\$2,411,265	\$2,591,576	\$2,579,585
Employee benefits	710,036	873,993	898,389	946,185	919,396
Purchased services	49,929	62,353	85,344	48,225	48,725
Supplies and materials	55,619	67,708	60,008	47,023	44,557
Capital outlay	9,392	51,698	103,715	-	-
Other expenditures	2,859	4,921	3,807	-	-
Total expenditures	\$2,922,141	\$3,578,583	\$3,562,528	\$3,633,009	\$3,592,263
Personnel (full-time equivalents):					
Administrators	2.00	2.00	2.00	2.00	2.00
Clerical	1.88	1.88	1.88	1.88	1.94
Paraprofessionals	4.28	9.20	8.01	7.87	6.65
Teachers	22.70	24.00	25.00	24.20	22.80
Total personnel	30.86	37.08	36.89	35.95	33.39 Ω
Number of Students Served	450	466	427	422	409

Ω 2025–2026 FTE calculation restated based on an 8-hour workday for non-licensed personnel districtwide.



LITTLETON PUBLIC SCHOOLS
Littleton, Colorado

CARL SANDBURG ELEMENTARY

6900 S. Elizabeth St., Centennial, CO 80122

(303) 347-4675

	2021–2022	2022–2023	2023–2024	2024–2025	2025–2026
	Actual	Actual	Actual	Budget	Budget
Expenditures:					
Salaries and wages	\$2,374,161	\$2,929,267	\$3,013,130	\$3,319,468	\$3,147,809
Employee benefits	781,784	940,335	1,024,147	1,184,106	1,105,045
Purchased services	22,228	51,198	67,504	56,334	56,735
Supplies and materials	41,062	49,381	55,628	43,840	42,166
Capital outlay	20,007	5,028	19,884	3,000	3,000
Other expenditures	3,060	3,697	3,191	-	-
Total expenditures	\$3,242,302	\$3,978,906	\$4,183,484	\$4,606,748	\$4,354,755
Personnel (full-time equivalents):					
Administrators	2.00	2.00	2.00	2.00	2.00
Clerical	2.00	2.00	2.00	2.00	2.00
Paraprofessionals	4.64	10.26	11.52	9.27	6.07
Teachers	24.45	24.80	25.30	29.10	27.70
Total personnel	33.09	39.06	40.82	42.37	37.77 Ω
Number of Students Served	468	488	498	493	490

Ω 2025–2026 FTE calculation restated based on an 8-hour workday for non-licensed personnel districtwide.



LITTLETON PUBLIC SCHOOLS
Littleton, Colorado

MARK TWAIN ELEMENTARY

6901 S. Franklin St., Centennial, CO 80122

(303) 347-4700

	<u>2021–2022</u>	<u>2022–2023</u>	<u>2023–2024</u>	<u>2024–2025</u>	<u>2025–2026</u>
	Actual	Actual	Actual	Budget	Budget
Expenditures:					
Salaries and wages	\$1,417,188	\$15,846	\$ -	\$ -	\$ -
Employee benefits	452,649	20,696	-	-	-
Purchased services	6,763	-	-	-	-
Supplies and materials	23,924	-	-	-	-
Capital outlay	-	-	-	-	-
Other expenditures	1,549	-	-	-	-
	<u>1,902,073</u>	<u>36,542</u>	<u>\$ -</u>	<u>\$ -</u>	<u>\$ -</u>
Total expenditures	<u>\$1,902,073</u>	<u>\$36,542</u>	<u>\$ -</u>	<u>\$ -</u>	<u>\$ -</u>
Personnel (full-time equivalents):					
Administrators	1.00	-	-	-	-
Clerical	1.75	-	-	-	-
Paraprofessionals	4.64	-	-	-	-
Teachers	15.60	-	-	-	-
	<u>22.99</u>	<u>-</u>	<u>-</u>	<u>-</u>	<u>-</u>
Total personnel	<u>22.99</u>	<u>-</u>	<u>-</u>	<u>-</u>	<u>-</u>
Number of Students Served	<u>225</u>	<u>-</u>	<u>-</u>	<u>-</u>	<u>-</u>

NOTE: Twain Elementary closed June 30, 2022. The building housed Moody Elementary students in fiscal year 2022–2023 while the old building was demolished and replaced with the new Little Raven Elementary. In subsequent years building was repurposed for use by other district programs and for community needs.

LITTLETON PUBLIC SCHOOLS
Littleton, Colorado

LAURA INGALLS WILDER ELEMENTARY

4300 W. Ponds Cir., Littleton, CO 80123

(303) 347-4750

	<u>2021–2022</u> Actual	<u>2022–2023</u> Actual	<u>2023–2024</u> Actual	<u>2024–2025</u> Budget	<u>2025–2026</u> Budget
Expenditures:					
Salaries and wages	\$2,478,489	\$2,850,056	\$2,902,942	\$3,027,836	\$3,230,122
Employee benefits	865,435	940,403	1,015,457	1,115,951	1,185,930
Purchased services	37,601	74,263	88,398	50,700	57,634
Supplies and materials	89,164	90,601	102,023	61,865	55,657
Capital outlay	24,693	61,505	9,379	-	-
Other expenditures	8,183	6,391	7,250	500	-
Total expenditures	<u><u>\$3,503,565</u></u>	<u><u>\$4,023,219</u></u>	<u><u>\$4,125,449</u></u>	<u><u>\$4,256,852</u></u>	<u><u>\$4,529,343</u></u>
Personnel (full-time equivalents):					
Administrators	2.00	2.00	2.00	2.00	2.00
Clerical	1.88	1.00	2.00	2.00	2.00
Custodians	0.14	-	0.10	-	-
Paraprofessionals	7.45	5.10	8.71	7.24	7.50
Teachers	30.82	33.70	32.70	31.70	32.70
Total personnel	<u><u>42.29</u></u>	<u><u>41.80</u></u>	<u><u>45.51</u></u>	<u><u>42.94</u></u>	<u><u>44.20</u></u> Ω
Number of Students Served	<u><u>593</u></u>	<u><u>601</u></u>	<u><u>592</u></u>	<u><u>592</u></u>	<u><u>601</u></u>

Ω 2025–2026 FTE calculation restated based on an 8-hour workday for non-licensed personnel districtwide.



LITTLETON PUBLIC SCHOOLS

Littleton, Colorado

MIDDLE SCHOOLS SUMMARY

LPS conducts middle school education at four learning sites and includes Grades 6–8. The middle school learning sites are Euclid, Goddard, Newton, and Powell. Per Colorado Revised Statute, the required minimum scheduled hours is 1,080 hours per year. LPS allows each school to determine the best schedule to meet their individual needs. LPS middle schools currently have schedules between 1,098 and 1,101 hours per year.

Subject areas taught at the middle school level include:

Language Arts— Reading, writing, speaking, listening/viewing, journalism, and drama.

Mathematics—Estimation, decimals, fractions, integers, simple equations, expand knowledge of percents and geometric concepts, algebra, problem solving, and communication.

Science—Earth science, physical science, and life science.

Social Studies—World history, U.S. history through the America Revolution, economics, civics, and geography.

Computers—Keyboarding, computers, word processing, database, hypercard, and programming.

Health—Accident prevention and safety, community health, consumer health, environmental health, personal health, disease prevention and control, substance use and abuse, and family life.

Music—Vocal music, band, orchestra, and music appreciation.

Physical Education—Individual and team sports, cooperation, fitness, safety and sportsmanship, and recreational games.

Arts—Elements of design and principles of organization, media and techniques, and art appreciation.

World Language—Spanish and French.

Technology Education—Modular technology, woods, and metals.

Gifted and Talented—Gifted and talented education in the district identifies needs and programs for individual academic growth and assesses the effectiveness of a differentiated curriculum.

LITTLETON PUBLIC SCHOOLS
Littleton, Colorado

MIDDLE SCHOOLS

	2021–2022	2022–2023	2023–2024	2024–2025	2025–2026
	Actual	Actual	Actual	Budget	Budget
Expenditures by School or Program:					
Euclid Middle School	\$4,639,369	\$5,112,368	\$4,886,365	\$4,848,253	\$5,029,420
Goddard Middle School	4,280,614	4,561,994	4,644,648	4,666,923	4,995,254
Isaac Newton Middle School	4,526,990	5,292,210	5,383,419	5,496,492	5,516,019
John Wesley Powell Middle School	4,255,243	4,569,312	4,570,356	4,791,925	4,703,813
Total expenditures	<u>\$17,702,216</u>	<u>\$19,535,884</u>	<u>\$19,484,788</u>	<u>\$19,803,593</u>	<u>\$20,244,506</u>
Expenditures by Object:					
Salaries and wages	\$12,772,937	\$14,149,353	\$13,966,952	\$14,358,141	\$14,699,822
Employee benefits	4,234,983	4,604,788	4,640,867	4,853,672	4,949,668
Purchased services	173,311	285,610	349,098	308,756	308,069
Supplies and materials	455,095	431,080	394,267	272,524	276,447
Capital outlay	51,911	50,310	118,004	10,500	10,500
Other expenditures	13,979	14,743	15,600	-	-
Total expenditures	<u>\$17,702,216</u>	<u>\$19,535,884</u>	<u>\$19,484,788</u>	<u>\$19,803,593</u>	<u>\$20,244,506</u>
Personnel (full-time equivalents):					
Administrators	12.00	12.00	12.00	12.00	12.00
Clerical	13.72	12.63	13.30	13.50	13.22
Paraprofessionals	5.51	3.19	5.44	3.62	2.60
Teachers	137.58	143.39	139.00	137.50	136.56
Total personnel	<u>168.81</u>	<u>171.21</u>	<u>169.74</u>	<u>166.62</u>	<u>164.38</u> Ω
Number of Students Served*	<u>2,629</u>	<u>2,512</u>	<u>2,504</u>	<u>2,820</u>	<u>2,418</u>

* Number of students served does not include students in any program or charter school not specifically referenced on this page.

Ω 2025–2026 FTE calculation restated based on an 8-hour workday for non-licensed personnel districtwide.

LITTLETON PUBLIC SCHOOLS
Littleton, Colorado

EUCLID MIDDLE SCHOOL

777 W. Euclid Ave., Littleton, CO 80120

(303) 347-7800

	<u>2021–2022</u>	<u>2022–2023</u>	<u>2023–2024</u>	<u>2024–2025</u>	<u>2025–2026</u>
	Actual	Actual	Actual	Budget	Budget
Expenditures:					
Salaries and wages	\$3,346,619	\$3,680,755	\$3,527,991	\$3,509,881	\$3,645,644
Employee benefits	1,107,101	1,210,294	1,195,581	1,185,862	1,233,020
Purchased services	47,656	90,958	57,905	74,658	74,658
Supplies and materials	129,366	127,500	95,704	74,352	72,598
Capital outlay	6,753	1,666	7,085	3,500	3,500
Other expenditures	1,874	1,195	2,099	-	-
Total expenditures	<u><u>\$4,639,369</u></u>	<u><u>\$5,112,368</u></u>	<u><u>\$4,886,365</u></u>	<u><u>\$4,848,253</u></u>	<u><u>\$5,029,420</u></u>
Personnel (full-time equivalents):					
Administrators	3.00	3.00	3.00	3.00	3.00
Clerical	4.00	4.00	4.00	4.00	3.59
Paraprofessionals	2.32	1.09	1.65	0.88	0.78
Teachers	37.69	38.67	35.50	33.56	33.06
Total personnel	<u><u>47.01</u></u>	<u><u>46.76</u></u>	<u><u>44.15</u></u>	<u><u>41.44</u></u>	<u><u>40.43</u></u> Ω
Number of Students Served	<u><u>736</u></u>	<u><u>703</u></u>	<u><u>664</u></u>	<u><u>602</u></u>	<u><u>575</u></u>

Ω 2025–2026 FTE calculation restated based on an 8-hour workday for non-licensed personnel districtwide.



LITTLETON PUBLIC SCHOOLS
Littleton, Colorado

GODDARD MIDDLE SCHOOL

3800 W. Berry Ave., Littleton, CO 80123

(303) 347-7850

	2021–2022	2022–2023	2023–2024	2024–2025	2025–2026
	Actual	Actual	Actual	Budget	Budget
Expenditures:					
Salaries and wages	\$3,092,357	\$3,293,963	\$3,299,206	\$3,394,245	\$3,637,245
Employee benefits	1,030,678	1,083,145	1,071,132	1,143,725	1,227,656
Purchased services	36,360	75,476	142,636	77,492	77,413
Supplies and materials	109,174	88,457	90,469	47,961	49,440
Capital outlay	5,535	12,033	34,013	3,500	3,500
Other expenditures	6,510	8,920	7,192	-	-
Total expenditures	\$4,280,614	\$4,561,994	\$4,644,648	\$4,666,923	\$4,995,254
Personnel (full-time equivalents):					
Administrators	3.00	3.00	3.00	3.00	3.00
Clerical	3.88	3.63	2.30	3.50	3.63
Paraprofessionals	0.98	-	0.91	0.84	0.88
Teachers	32.64	33.41	32.50	32.00	32.50
Total personnel	40.50	40.04	38.71	39.34	40.01 Ω
Number of Students Served	570	527	542	539	545

Ω 2025–2026 FTE calculation restated based on an 8-hour workday for non-licensed personnel districtwide.



LITTLETON PUBLIC SCHOOLS
Littleton, Colorado

ISAAC NEWTON MIDDLE SCHOOL

4001 E. Arapahoe Road, Centennial, CO 80122

(303) 347-7900

	<u>2021–2022</u> Actual	<u>2022–2023</u> Actual	<u>2023–2024</u> Actual	<u>2024–2025</u> Budget	<u>2025–2026</u> Budget
Expenditures:					
Salaries and wages	\$3,256,051	\$3,841,321	\$3,853,894	\$3,969,462	\$3,995,606
Employee benefits	1,054,527	1,216,604	1,253,029	1,347,179	1,341,032
Purchased services	60,034	67,785	86,259	73,678	75,642
Supplies and materials	137,168	133,885	114,974	102,673	100,239
Capital outlay	16,033	29,856	71,304	3,500	3,500
Other expenditures	3,177	2,759	3,959	-	-
Total expenditures	<u><u>\$4,526,990</u></u>	<u><u>\$5,292,210</u></u>	<u><u>\$5,383,419</u></u>	<u><u>\$5,496,492</u></u>	<u><u>\$5,516,019</u></u>
Personnel (full-time equivalents):					
Administrators	3.00	3.00	3.00	3.00	3.00
Clerical	2.00	1.00	3.00	3.00	3.00
Paraprofessionals	2.21	2.10	2.88	1.90	0.94
Teachers	36.98	39.77	39.50	40.00	39.00
Total personnel	<u><u>44.19</u></u>	<u><u>45.87</u></u>	<u><u>48.38</u></u>	<u><u>47.90</u></u>	<u><u>45.94</u></u> Ω
Number of Students Served	<u><u>727</u></u>	<u><u>772</u></u>	<u><u>760</u></u>	<u><u>773</u></u>	<u><u>776</u></u>

Ω 2025–2026 FTE calculation restated based on an 8-hour workday for non-licensed personnel districtwide.



LITTLETON PUBLIC SCHOOLS
Littleton, Colorado

JOHN WESLEY POWELL MIDDLE SCHOOL

8000 S. Corona Way, Littleton, CO 80122

(303) 347-7950

	2021–2022	2022–2023	2023–2024	2024–2025	2025–2026
	<u>Actual</u>	<u>Actual</u>	<u>Actual</u>	<u>Budget</u>	<u>Budget</u>
Expenditures:					
Salaries and wages	\$3,077,910	\$3,333,314	\$3,285,861	\$3,484,553	\$3,421,327
Employee benefits	1,042,677	1,094,745	1,121,125	1,176,906	1,147,960
Purchased services	29,261	51,391	62,298	82,928	80,356
Supplies and materials	79,387	81,238	93,120	47,538	54,170
Capital outlay	23,590	6,755	5,602	-	-
Other expenditures	2,418	1,869	2,350	-	-
Total expenditures	<u>\$4,255,243</u>	<u>\$4,569,312</u>	<u>\$4,570,356</u>	<u>\$4,791,925</u>	<u>\$4,703,813</u>
Personnel (full-time equivalents):					
Administrators	3.00	3.00	3.00	3.00	3.00
Clerical	3.84	4.00	4.00	3.00	3.00
Teachers	30.27	31.54	31.50	31.94	32.00
Total personnel	<u>37.11</u>	<u>38.54</u>	<u>38.50</u>	<u>37.94</u>	<u>38.00</u> Ω
Number of Students Served	<u>596</u>	<u>510</u>	<u>538</u>	<u>497</u>	<u>522</u>

Ω 2025–2026 FTE calculation restated based on an 8-hour workday for non-licensed personnel districtwide.



LITTLETON PUBLIC SCHOOLS

Littleton, Colorado

HIGH SCHOOLS SUMMARY

The district conducts high school education at four learning sites and includes Grades 9–12. The high school learning sites are Arapahoe, Heritage, Littleton, and Options Secondary. Per Colorado Revised Statute, the required minimum scheduled hours is 1,080 hours per year. LPS allows each school to determine the hours schedule based on what is best for the individual school. LPS high schools currently has schedules between 1,097 and 1,098 per year at these four sites.

Subject areas taught at the high school level include:

Language Arts—English and American literature, world literature, mythology, journalism, newspaper, yearbook, speech, reading, and composition writing.

Mathematics—Algebra, advanced algebra, geometry, trigonometry, precalculus, calculus, and communication.

Science—Aeronautics, biology, botany, chemistry, earth science, experimental science, genetics, global science, microbiology, physical geology, physics, physiology, zoology, energy resource, and environment.

Social Studies—U.S. history, world history, economics, international relations, behavioral science, law, anthropology, geography, sociology, world religions, government and civics, and psychology.

Computer—Computer science I and II and advanced placement computer science.

Health—Accident prevention and safety, community health, consumer health, environmental health, personal health, disease prevention and control, substance use and abuse, and family life.

Music—Choir, orchestra, concert and wind ensemble bands, marching and jazz bands, music theory, music appreciation, and musical theater.

Physical Education—Individual and team sports, fitness, recreational games, social dance, weight training, swimming, introduction to sports medicine, and personal survival.

Art—Elements of design and principles of organization, art history, skill development, and art appreciation.

Foreign Language—Spanish, French, German, Latin, Chinese, and Japanese.

Business—Accounting, advertising and sales promotion, applied economics, business law, computer applications, consumer finance, marketing/human relations, retail, and international business.

Family and Consumer Sciences—Culinary arts, cultural foods, fashion design, food analysis, independent living, child development, interior design, teen issues, and textile arts.

Drama—Introduction to drama, drama history, acting study, technical theory, and theater company.

Gifted and Talented—Gifted and talented education in the district identifies needs and programs for individual academic growth and assesses the effectiveness of a differentiated curriculum.

Early High School—An accelerated program of core class studies for Grade 8 students only at Littleton High School with additional electives available.

LITTLETON PUBLIC SCHOOLS
Littleton, Colorado

HIGH SCHOOLS

	2021–2022	2022–2023	2023–2024	2024–2025	2025–2026
	Actual	Actual	Actual	Budget	Budget
Expenditures by School or Program:					
Arapahoe High School	\$10,754,917	\$11,341,571	\$11,431,573	\$11,836,107	\$11,913,378
Heritage High School	9,799,925	10,961,468	11,160,560	11,420,228	11,600,178
Littleton High School	7,947,377	8,604,858	8,418,105	8,642,202	8,549,672
Options Secondary Program	3,646,109	4,085,361	4,160,339	4,442,716	4,704,918
Districtwide Fees and Gifts to Schools	-	-	-	2,150,000	2,150,000
Total expenditures	<u>\$32,148,328</u>	<u>\$34,993,258</u>	<u>\$35,170,577</u>	<u>\$38,491,253</u>	<u>\$38,918,146</u>
Expenditures by Object:					
Salaries and wages	\$22,952,199	\$25,137,046	\$24,913,424	\$26,156,967	\$26,493,659
Employee benefits	7,647,062	8,256,443	8,316,878	8,879,178	8,989,099
Purchased services	421,430	586,986	872,712	627,409	599,993
Supplies and materials	945,038	943,829	961,116	2,558,449	2,558,145
Capital outlay	163,053	60,026	64,116	261,000	261,500
Other expenditures	19,546	8,928	42,331	8,250	15,750
Total expenditures	<u>\$32,148,328</u>	<u>\$34,993,258</u>	<u>\$35,170,577</u>	<u>\$38,491,253</u>	<u>\$38,918,146</u>
Personnel (full-time equivalents):					
Administrators	18.00	18.00	18.44	18.00	17.00
Clerical	32.24	32.53	30.84	30.46	31.92
Paraprofessionals	21.60	20.60	21.93	21.46	14.00
Teachers	245.86	240.85	235.83	237.08	231.44
Total personnel	<u>317.70</u>	<u>311.98</u>	<u>307.04</u>	<u>307.00</u>	<u>294.36</u> Ω
Number of Students Served*	<u>4,804</u>	<u>4,678</u>	<u>4,554</u>	<u>4,930</u>	<u>4,509</u>

* Number of students served does not include students in any program not specifically referenced on this page.

Ω 2025–2026 FTE calculation restated based on an 8-hour workday for non-licensed personnel districtwide.

LITTLETON PUBLIC SCHOOLS

Littleton, Colorado

ARAPAHOE HIGH SCHOOL

2201 E. Dry Creek Rd., Centennial, CO 80122

(303) 347-6000

	2021–2022 <u>Actual</u>	2022–2023 <u>Actual</u>	2023–2024 <u>Actual</u>	2024–2025 <u>Budget</u>	2025–2026 <u>Budget</u>
Expenditures:					
Salaries and wages	\$7,675,332	\$8,178,185	\$8,162,249	\$8,533,871	\$8,595,293
Employee benefits	2,550,066	2,681,238	2,735,876	2,915,656	2,929,605
Purchased services	135,022	130,672	189,970	176,279	177,279
Supplies and materials	329,670	329,779	336,915	208,801	209,701
Capital outlay	55,651	17,667	2,693	1,500	1,500
Other expenditures	9,176	4,030	3,870	-	-
Total expenditures	<u><u>\$10,754,917</u></u>	<u><u>\$11,341,571</u></u>	<u><u>\$11,431,573</u></u>	<u><u>\$11,836,107</u></u>	<u><u>\$11,913,378</u></u>
Personnel (full-time equivalents):					
Administrators	5.00	5.00	5.64	5.00	5.00
Clerical	11.12	11.37	9.47	10.47	10.43
Paraprofessionals	6.93	5.52	7.25	6.60	3.98
Teachers	82.07	78.61	76.25	77.26	75.64
Total personnel	<u><u>105.12</u></u>	<u><u>100.50</u></u>	<u><u>98.61</u></u>	<u><u>99.33</u></u>	<u><u>95.05</u></u> Ω
Number of Students Served	<u><u>1,791</u></u>	<u><u>1,724</u></u>	<u><u>1,675</u></u>	<u><u>1,636</u></u>	<u><u>1,680</u></u>

Ω 2025–2026 FTE calculation restated based on an 8-hour workday for non-licensed personnel districtwide.



LITTLETON PUBLIC SCHOOLS
Littleton, Colorado

HERITAGE HIGH SCHOOL

1401 W. Geddes Ave., Littleton, CO 80120
(303) 347-7600

	<u>2021–2022</u> <u>Actual</u>	<u>2022–2023</u> <u>Actual</u>	<u>2023–2024</u> <u>Actual</u>	<u>2024–2025</u> <u>Budget</u>	<u>2025–2026</u> <u>Budget</u>
Salaries and wages	\$7,000,603	\$7,768,669	\$7,817,361	\$8,221,618	\$8,386,112
Employee benefits	2,346,832	2,591,816	2,631,610	2,784,480	2,814,318
Purchased services	121,939	289,366	390,073	193,317	175,019
Supplies and materials	283,498	299,113	310,629	216,313	224,729
Capital outlay	44,537	10,752	8,721	4,500	-
Other expenditures	2,516	1,752	2,166	-	-
Total expenditures	<u><u>\$9,799,925</u></u>	<u><u>\$10,961,468</u></u>	<u><u>\$11,160,560</u></u>	<u><u>\$11,420,228</u></u>	<u><u>\$11,600,178</u></u>
Personnel (full-time equivalents):					
Administrators	6.00	6.00	5.80	6.00	5.00
Clerical	10.50	10.50	10.69	10.12	10.50
Paraprofessionals	6.39	6.67	6.84	5.84	3.00
Teachers	76.06	76.07	74.50	75.40	74.90
Total personnel	<u><u>98.95</u></u>	<u><u>99.24</u></u>	<u><u>97.83</u></u>	<u><u>97.36</u></u>	<u><u>93.40</u></u> Ω
Number of Students Served	<u><u>1,653</u></u>	<u><u>1,686</u></u>	<u><u>1,662</u></u>	<u><u>1,629</u></u>	<u><u>1,640</u></u>

Ω 2025–2026 FTE calculation restated based on an 8-hour workday for non-licensed personnel districtwide.



LITTLETON PUBLIC SCHOOLS
Littleton, Colorado

LITTLETON HIGH SCHOOL

199 E. Littleton Blvd., Littleton, CO 80121

(303) 347-7700

	<u>2021–2022</u> Actual	<u>2022–2023</u> Actual	<u>2023–2024</u> Actual	<u>2024–2025</u> Budget	<u>2025–2026</u> Budget
Expenditures:					
Salaries and wages	\$5,639,009	\$6,146,027	\$5,846,894	\$6,146,276	\$6,069,350
Employee benefits	1,904,753	2,034,200	1,978,518	2,112,082	2,102,138
Purchased services	120,515	143,234	250,130	194,101	184,631
Supplies and materials	250,323	258,375	259,624	177,743	169,053
Capital outlay	25,567	20,385	46,859	5,000	10,000
Other expenditures	7,210	2,637	36,080	7,000	14,500
Total expenditures	<u><u>\$7,947,377</u></u>	<u><u>\$8,604,858</u></u>	<u><u>\$8,418,105</u></u>	<u><u>\$8,642,202</u></u>	<u><u>\$8,549,672</u></u>
Personnel (full-time equivalents):					
Administrators	4.00	4.00	4.00	4.00	4.00
Clerical	8.62	8.66	8.68	7.87	8.99
Paraprofessionals	7.30	7.30	5.95	6.60	4.31
Teachers	60.00	58.16	57.54	56.80	53.28
Total personnel	<u><u>79.92</u></u>	<u><u>78.12</u></u>	<u><u>76.17</u></u>	<u><u>75.27</u></u>	<u><u>70.58</u></u> Ω
Number of Students Served	<u><u>1,195</u></u>	<u><u>1,116</u></u>	<u><u>1,076</u></u>	<u><u>1,084</u></u>	<u><u>1,070</u></u>

Ω 2025–2026 FTE calculation restated based on an 8-hour workday for non-licensed personnel districtwide.



LITTLETON PUBLIC SCHOOLS

Littleton, Colorado

OPTIONS SECONDARY PROGRAM

6557 S. Acoma St., Littleton, CO 80120

(303) 347-3580

	2021–2022	2022–2023	2023–2024	2024–2025	2025–2026
	Actual	Actual	Actual	Budget	Budget
Expenditures:					
Salaries and wages	\$2,637,255	\$3,044,165	\$3,086,920	\$3,255,202	\$3,442,904
Employee benefits	845,411	949,189	970,874	1,066,960	1,143,038
Purchased services	43,954	23,714	42,539	63,712	63,064
Supplies and materials	81,547	56,562	53,948	55,592	54,662
Capital outlay	37,298	11,222	5,843	-	-
Other expenditures	644	509	215	1,250	1,250
Total expenditures	\$3,646,109	\$4,085,361	\$4,160,339	\$4,442,716	\$4,704,918
Personnel (full-time equivalents):					
Administrators	3.00	3.00	3.00	3.00	3.00
Clerical	2.00	2.00	2.00	2.00	2.00
Paraprofessionals	0.98	1.11	1.89	2.42	2.71
Teachers	27.73	28.01	27.54	27.62	27.62
Total personnel	33.71	34.12	34.43	35.04	35.33 Ω
Number of Students Served	165	152	141	133	119

Ω 2025–2026 FTE calculation restated based on an 8-hour workday for non-licensed personnel districtwide.



LITTLETON PUBLIC SCHOOLS

Littleton, Colorado

DISTRICTWIDE INSTRUCTIONAL FEES AND GIFTS TO SCHOOLS

	2021–2022 Actual	2022–2023 Actual	2023–2024 Actual	2024–2025 Budget	2025–2026 Budget
Expenditures:					
Supplies and materials	\$ -	\$ -	\$ -	\$1,900,000	\$1,900,000
Capital outlay	-	-	-	250,000	250,000
Total expenditures	\$ -	\$ -	\$ -	\$2,150,000	\$2,150,000

NOTE: Districtwide expenditure budgets for spending of instructional fees and gifts to schools will be allocated to the various instructional sites throughout the fiscal year as fees are collected at the respective school locations. This results in no actual expenditures in the districtwide accounts in these categories.



LPS Education Services Center

LITTLETON PUBLIC SCHOOLS

Littleton, Colorado

SPECIAL INSTRUCTION SUMMARY

Special Education

Special education offers programs for students identified as having a disability and who meet state and federal eligibility requirements. A legally constituted IEP team develops Individual Education Programs (IEP). The goal is to serve the student in the least restrictive environment possible while providing maximum interaction with typically developing peers in the general education classroom(s) and providing instruction aligned with the general education curriculum. LPS provides services and supports via a continuum of options, from modifications and accommodations in the general education classroom to instruction in a special education setting for most of the day. The student's IEP team determines the services and supports which vary depending upon the individual needs of the student. Their school site, generally initiated by the teacher, parent, or administrator, refers students with suspected disabilities. Special education offers the following programs.

Audiology—Staff based at the Twain Facility provide vision and hearing screenings and audiological evaluations. Specially trained paraprofessionals who travel to all district sites conduct screenings, and the district audiologist arrange evaluations by appointment.

Child Find—The Child Find team, based at the Twain Facility, is responsible for screening, referring, assessing, and staffing of all children birth to five years of age. The attendance area school refers students five to twenty-one years of age who attend LPS schools for screening. Students residing within district boundaries but not attending LPS schools are referred to the LPS school of residence for screening.

DHH (Deaf and Hard of Hearing)—This preschool through Transition-age program provides services to all eligible students who are deaf or hard of hearing. The DHH staff supports students through both oral and total communication methodologies. Staff traveling to the students' schools, as well as in center-based programs, serve the students.

Early Childhood—The Village Early Childhood Education center provides language, motor, cognitive, and affective skill development for three- and four-year-old students with disabilities.

Mental Health Programs—Two center-based programs for students with educational and significant mental health needs are provided to middle and high school students. The Apollo program at Goddard Middle School and the Summit program at Heritage High School are available as intensive interventions for identified students. The program for elementary students with behavioral and social/emotional challenges is located at Little Raven Elementary School.

Learning Support Services-Center-Based—These K–12 programs are for students who require more intensive services for a variety of needs. The need for intensive services may be due to developmental delays, behavioral and social/emotional challenges, and needs due to functioning two to three years behind the expected level of performance in the cognitive, affective, language, motor, and/or academic areas. Programs for students with developmental delays are located at Centennial, Field, Ford, Hopkins, and Runyon elementary schools; Euclid, Goddard, Newton, and Powell middle schools; and Arapahoe, Heritage, and Littleton high schools.

Learning Support Services-Resource Programs—Each school has a building resource team to service students with disabilities. Special education teachers, psychologists, speech/language pathologists, and/or occupational therapists may provide services.

LITTLETON PUBLIC SCHOOLS

Littleton, Colorado

SPECIAL INSTRUCTION SUMMARY (continued)

RISE Program—The RISE Program (Reaching Independence through Structured Environments) is our elementary program for students with autism. Located at Dr. Justina Ford Elementary, this program has been specifically designed to support students with autism, needs consistent with autism disorders, or developmental disorders that impact communication and social interactions. This program opened in 2021–2022 and targets support for our youngest learners with these needs. Evidence supporting the need for intensive early intervention, small group instruction, planned/systematic strategies and opportunities for consistent and explicit exposure to functional communication and social interaction skills daily is the basis for the program’s design.

SWAP (School to Work Alliance Program)—In collaboration with the Colorado Division of Vocational Rehabilitation, the SWAP program provides case management and direct services to 16- to 25-year-old students with disabilities. These students have mild to moderate needs in employment and require short-term support to become competitively employed and make community linkages.

Nova Center—A partnership program with Catapult Learning that provides a non-traditional instructional setting for LPS students from Grades K–12. Located on the Newton Middle School campus, the Nova Center believes that the route to success for district students with emotional disabilities begins with individualized education that focuses on a high level of structure and consistency. These characteristics create a productive and positive learning environment that properly addresses internalizing and externalizing behavior issues and teaches self-regulation.

Transition Services—This program is for 18- to 21-year-old students with developmental delays. The emphasis is on vocational programming and community-based instruction. It provides transition planning from school to work for each student. This program is based out of the Acoma Building.

Visually Impaired—Most students who are visually impaired receive services at their neighborhood schools. Centralized services are located at Centennial Academy for Fine Arts Education, Goddard Middle School, and Heritage High School.

Career and Technical Education

Career and technical education (CTE) training provides for rigorous and relevant learning while raising achievement among all students and preparing students to strengthen Colorado’s workforce and economy. Today’s generation of CTE programs integrate with the academic courses needed to prepare students for college and career success. Many of the programs allow students the opportunity to earn college credit while still in high school. All students gain the academic knowledge and technical skills required for the best jobs in Colorado’s hottest careers, along with 21st century skill preparation.

Over two-thirds of all high school students will have participated in a CTE course or program before high school graduation. LPS has a variety of career and technical education opportunities available to middle and high school students. District programs align to six pathways: aerospace, business and entrepreneurship, computer science, construction trades, future educator, health sciences, and natural resources. The district’s new Explorative Pathways for Innovative Careers (EPIC) campus houses these district CTE programs and provides space for future expansion. In addition, LPS students have the opportunity to participate in numerous out-of-district CTE programs ranging from auto technology and graphic design to criminal justice and agricultural sciences.

LITTLETON PUBLIC SCHOOLS
Littleton, Colorado

SPECIAL INSTRUCTION

	2021–2022	2022–2023	2023–2024	2024–2025	2025–2026
	Actual	Actual	Actual	Budget	Budget
Expenditures by Support Component:					
Special Education	\$24,208,690	\$26,728,945	\$30,448,611	\$30,453,094	\$31,313,725
Career and Technical Education	1,024,538	3,324,477 ★	4,938,351 »	4,705,879	5,438,445
Total expenditures	<u>\$25,233,228</u>	<u>\$30,053,422</u>	<u>\$35,386,962</u>	<u>\$35,158,973</u>	<u>\$36,752,170</u>
Expenditures:					
Salaries and wages	\$16,445,329	\$18,405,928	\$20,728,356	\$23,884,570	\$24,890,024
Employee benefits	5,796,147	6,204,904	7,042,624	8,797,101	9,114,348
Purchased services	2,504,040	3,834,005	6,636,725	1,825,299	2,043,073
Supplies and materials	149,457	536,773	480,573	221,029	238,775
Capital outlay	51,388	811,141	229,772	116,673	131,300
Other expenditures	286,867	260,671	268,912	314,301	334,650
Total expenditures	<u>\$25,233,228</u>	<u>\$30,053,422</u>	<u>\$35,386,962</u>	<u>\$35,158,973</u>	<u>\$36,752,170</u>
Personnel (full-time equivalents):					
Administrators	2.00	2.00	5.00	6.00	4.00
Professional/technical support	-	-	3.00	-	1.00
Clerical	2.99	5.94	10.57	8.31	8.25
Paraprofessionals	130.85	128.46	125.22	145.53	128.68
Teachers	172.00	179.35	196.63	196.89	199.61
Total personnel	<u>307.84</u>	<u>315.75 ★</u>	<u>340.42 »</u>	<u>356.73</u>	<u>341.54 Ω</u>

★ Increase in staffing and expenses related to program planning and building preparations for the opening of the Exploration Pathways for Innovative Careers (EPIC) campus in August 2023.

» Increase in staffing and expenses related to the opening of the Exploration Pathways for Innovative Careers (EPIC) campus in August 2023.

Ω 2025–2026 FTE calculation restated based on an 8-hour workday for non-licensed personnel districtwide.

LITTLETON PUBLIC SCHOOLS
Littleton, Colorado

SPECIAL EDUCATION

	2020–2021 <u>Actual</u>	2022–2023 <u>Actual</u>	2023–2024 <u>Actual</u>	2024–2025 <u>Budget</u>	2025–2026 <u>Budget</u>
Expenditures:					
Salaries and wages	\$15,877,856	\$17,077,354	\$17,740,633	\$20,707,393	\$21,349,706
Employee benefits	5,608,938	5,789,297	6,093,456	7,734,621	7,966,439
Purchased services	2,330,175	3,517,318	6,237,613	1,544,231	1,528,605
Supplies and materials	78,608	71,595	88,048	70,725	63,825
Capital outlay	26,444	14,007	24,288	88,273	90,000
Other expenditures	286,669	259,374	264,573	307,851	315,150
Total expenditures	<u>\$24,208,690</u>	<u>\$26,728,945</u>	<u>\$30,448,611</u>	<u>\$30,453,094</u>	<u>\$31,313,725</u>
Personnel (full-time equivalents):					
Administrators	1.00	1.00	2.00	3.00	2.00
Professional/technical support	-	-	-	-	-
Clerical	2.36	2.31	2.31	2.31	2.25
Paraprofessionals	130.35	127.96	123.85	141.97	126.18
Teachers	165.72	168.60	175.88	173.64	177.36
Total personnel	<u>299.43</u>	<u>299.87</u>	<u>304.04</u>	<u>320.92 ‡</u>	<u>307.79 Ω</u>
Number of Students Served	<u>1,800</u>	<u>1,665</u>	<u>1,800</u>	<u>1,950</u>	<u>1,875</u>

‡ Increase in FTE related to the addition of support personnel necessary to meet student needs.

Ω 2025–2026 FTE calculation restated based on an 8-hour workday for non-licensed personnel districtwide.



LITTLETON PUBLIC SCHOOLS

Littleton, Colorado

CAREER AND TECHNICAL EDUCATION

	2021–2022 Actual	2022–2023 Actual	2023–2024 Actual	2024–2025 Budget	2025–2026 Budget
Expenditures:					
Salaries and wages	\$567,473	\$1,328,574	\$2,987,723	\$3,177,177	\$3,540,318
Employee benefits	187,209	415,607	949,168	1,062,480	1,147,909
Purchased services	173,865	316,687	399,112	281,068	514,468
Supplies and materials	70,849	465,178	392,525	150,304	174,950
Capital outlay	24,944	797,134	205,484	28,400	41,300
Other expenditures	198	1,297	4,339	6,450	19,500
Total expenditures	\$1,024,538	\$3,324,477 ★	\$4,938,351 »	\$4,705,879	\$5,438,445
Personnel (full-time equivalents):					
Administrators	1.00	1.00	3.00	3.00	2.00
Professional/technical support	-	-	3.00	-	1.00
Clerical	0.63	3.63	8.26	6.00	6.00
Paraprofessionals	0.50	0.50	1.37	3.56	2.50
Teachers	6.28	10.75	20.75	23.25	22.25
Total personnel	8.41	15.88 ★	36.38 »	35.81	33.75 Ω

★ Increase in staffing and expenses related to program planning and building preparations for the opening of the Exploration Pathways for Innovative Careers (EPIC) campus in August 2023.

» Increase in staffing and expenses related to the opening of the EPIC campus in August 2023.

Ω 2025–2026 FTE calculation restated based on an 8-hour workday for non-licensed personnel districtwide.



Littleton Public Schools
CAREER & TECHNICAL EDUCATION



**Concurrent
Enrollment**



EPIC CAMPUS
EXPLORATIVE PATHWAYS FOR INNOVATIVE CAREERS

LITTLETON PUBLIC SCHOOLS

Littleton, Colorado

GOVERNANCE

The governance of the district includes the Board and the office of the superintendent. The Board consists of five uncompensated, elected officials. The superintendent's office, staffed with 7.13 full-time equivalent employees, consists of the superintendent and communications.

The functions of the governance team include: strategic planning, district calendar, policies and procedures, communications, community relations, organizational improvements, supervision of mandates, Board policy manual, election planning, media relations, grant development, Board assistance, legal services, parent teacher organization (PTO), Presidents Council (PPC), District Accountability Committee, recognition programs, the Littleton Public Schools Foundation, and appointed Board study committees.

LITTLETON PUBLIC SCHOOLS
Littleton, Colorado

GOVERNANCE

	2021–2022 <u>Actual</u>	2022–2023 <u>Actual</u>	2023–2024 <u>Actual</u>	2025–2025 <u>Budget</u>	2025–2026 <u>Budget</u>
Expenditures by Support Component:					
Board of Education	\$719,037	\$861,867	\$878,524	\$793,909	\$923,634
Office of the Superintendent	1,358,837	1,534,055	1,528,155	1,636,731	1,627,602
Total expenditures	<u>\$2,077,874</u>	<u>\$2,395,922</u>	<u>\$2,406,679</u>	<u>\$2,430,640</u>	<u>\$2,551,236</u>
Expenditures:					
Salaries and wages	\$872,080	\$926,874	\$956,910	\$979,742	\$960,099
Employee benefits	275,574	359,310	319,743	341,200	331,809
Purchased services	861,062	1,013,815	1,080,278	1,029,789	1,172,619
Supplies and materials	27,020	34,213	25,903	41,409	43,209
Capital outlay	6,194	8,441	5,206	2,000	2,000
Other expenditures	35,944	53,269	18,639	36,500	41,500
Total expenditures	<u>\$2,077,874</u>	<u>\$2,395,922</u>	<u>\$2,406,679</u>	<u>\$2,430,640</u>	<u>\$2,551,236</u>
Personnel (full-time equivalents):					
Administrators	2.00	2.00	2.00	2.00	2.00
Professional/technical support	3.50	3.50	4.00	4.00	4.00
Clerical	1.13	1.13	1.13	1.13	1.13
Total personnel	<u>6.63</u>	<u>6.63</u>	<u>7.13</u>	<u>7.13</u>	<u>7.13</u>
Number of Students Served	<u>13,518</u>	<u>13,278</u>	<u>13,187</u>	<u>13,030</u>	<u>13,009</u>

LITTLETON PUBLIC SCHOOLS

Littleton, Colorado

SUPPORT COMPONENTS

Support components at the Education Services Center (ESC) include Human Resource Services, Learning Services, Transportation Services, Information and Technology Services, Financial Services, and Safety, Security, and Operations. LPS centralized these components to increase efficiency throughout the district. The functions of each support component are as follows.

- **Learning Services**—Learning services including curriculum development and implementation, assessment and testing, English language proficiency, gifted and talented, special reading, child abuse reporting, students’ rights and responsibilities, discipline, home schooling, Americans With Disabilities Act compliance, driver education, truancy, foreign students, dropout prevention, summer school, innovative projects, and two alternative instructional programs: LPS Voyager and the NEXT Program.
- **Safety, Security, and Operations**—Maintain the district’s Unified Security System, including access control, video management systems, audio surveillance, duress, and mass notification systems. In addition, this department also monitor the Fire and HVAC controls for the entire district.
- **Human Resource Services**—Recruiting/hiring, personnel records, employee appraisals, employee benefits, staff development, teacher assistance teams, senior citizen tax rebate program, volunteers in schools, employee relations/negotiations, early retirement incentive, and substitute employees.
- **Transportation Services**—Pupil transportation to and from school, bus routes, field trips, bus safety, and vehicle maintenance (housed at Transportation Services Center).
- **Information and Technology Services**—Technology planning, central records, data processing, technical support (software and training), technology and audiovisual maintenance, and telecommunications.
- **Financial Services**—Accounting and auditing, budgeting, cash management, payroll, financial planning, legislative matters, insurance, purchasing, contract review, student count, and student enrollment projections.

LITTLETON PUBLIC SCHOOLS
Littleton, Colorado

SUPPORT COMPONENTS

	2021–2022	2022–2023	2023–2024	2024–2025	2025–2026
	<u>Actual</u>	<u>Actual</u>	<u>Actual</u>	<u>Budget</u>	<u>Budget</u>
Expenditures by Support Component:					
Learning Services	\$12,196,409	\$11,644,049	\$13,988,849	\$14,851,023	\$15,969,129
Safety, Security, and Operations	1,267,022	1,380,228	1,535,082	1,626,532 »	2,457,209
Human Resource Services	2,762,957	3,756,588	4,002,392	4,689,114	5,217,558
Transportation Services	6,289,336	6,954,743	7,568,859	6,965,587	7,696,077
Information and Technology Services	4,380,950	5,024,698	4,079,058	3,637,662	3,167,326
Financial Services	2,164,532	1,950,646	2,130,831	3,198,516	3,683,478
Total expenditures	<u>\$29,061,206</u>	<u>\$30,710,952</u>	<u>\$33,305,071</u>	<u>\$34,968,434</u>	<u>\$38,190,777</u>
Expenditures by Object:					
Salaries and wages	\$15,567,367	\$16,311,683	\$16,692,585	\$18,499,252	\$20,768,856
Employee benefits	5,445,892	5,570,153	5,867,226	6,604,890	7,527,817
Purchased services	4,545,394	6,515,557	8,707,034	6,962,665	7,189,537
Supplies and materials	3,109,077	1,919,275	1,660,493	3,092,478	2,900,263
Capital outlay	555,542	559,771	542,586	32,949	28,049
Other expenditures	(162,066)	(165,487)	(164,853)	(223,800)	(223,745)
Total expenditures	<u>\$29,061,206</u>	<u>\$30,710,952</u>	<u>\$33,305,071</u>	<u>\$34,968,434</u>	<u>\$38,190,777</u>
Personnel (full-time equivalents):					
Administrators	14.70	14.50	17.00	17.00	20.00
Professional/technical support	32.45	33.25	31.82	39.50	38.50
Bus drivers	77.00	77.00	86.08	84.50	53.77
Clerical	38.71	37.57	38.82	40.44	36.61
Custodians	-	-	-	-	-
Maintenance	18.70	16.00	15.00	24.00	37.00
Paraprofessionals	47.22	52.20	48.94	51.95	50.37
Teachers	44.06	43.39	40.25	36.76	47.19 ‡
Total personnel	<u>272.84</u>	<u>273.91</u>	<u>277.91</u>	<u>294.15 »</u>	<u>283.44 Ω</u>
Number of Students Served	<u>13,518</u>	<u>13,278</u>	<u>13,187</u>	<u>13,030</u>	<u>13,009</u>

‡ Change in FTE related to department reorganizations.

» Increase in expense and FTE related to consolidation of secondary level security officers under the Security and Emergency Planning Department and the addition of school support personnel as directed by the Board of Education.

Ω 2025–2026 FTE calculation restated based on an 8-hour workday for non-licensed personnel districtwide.

LITTLETON PUBLIC SCHOOLS

Littleton, Colorado

LEARNING SERVICES

	2021–2022 Actual	2022–2023 Actual	2023–2024 Actual	2024–2025 Budget	2025–2026 Budget
Expenditures:					
Salaries and wages	\$6,249,788	\$6,449,324	\$7,101,892	\$7,769,400	\$8,921,762
Employee benefits	1,988,025	2,032,524	2,339,291	2,632,892	3,018,540
Purchased services	2,019,948	2,468,560	3,740,846	2,227,824	1,993,303
Supplies and materials	1,897,019	657,140	678,729	2,205,257	2,022,774
Capital outlay	32,897	10,556	99,248	6,900	3,000
Other expenditures	8,732	25,945	28,843	8,750	9,750
Total expenditures	<u>\$12,196,409</u>	<u>\$11,644,049</u>	<u>\$13,988,849</u>	<u>\$14,851,023</u> *	<u>\$15,969,129</u>
Personnel (full-time equivalents):					
Administrators	7.50	6.50	8.00	10.00	12.00
Professional/technical support	11.70	11.00	8.99	14.00	12.00
Clerical	6.00	5.00	7.60	7.50	6.03
Paraprofessionals	21.60	22.20	17.54	21.95	22.86
Teachers	43.06	42.39	39.25	35.76	46.19 ‡
Total personnel	<u>89.86</u>	<u>87.09</u>	<u>81.38</u>	<u>89.21</u> *	<u>99.08</u> Ω
Number of Students Served	<u>13,518</u>	<u>13,278</u>	<u>13,187</u>	<u>13,030</u>	<u>13,009</u>

‡ Change in FTE related to department reorganizations.

* Increased expenses and personnel related to the Board approved staffing to provide additional student support, and East Community Center expenditures which are now accounted for in Learning Services.

Ω 2025–2026 FTE calculation restated based on an 8-hour workday for non-licensed personnel districtwide.



LITTLETON PUBLIC SCHOOLS
Littleton, Colorado

SAFETY, SECURITY, AND OPERATIONS

	<u>2021–2022</u> <u>Actual</u>	<u>2022–2023</u> <u>Actual</u>	<u>2023–2024</u> <u>Actual</u>	<u>2024–2025</u> <u>Budget</u>	<u>2025–2026</u> <u>Budget</u>
Expenditures:					
Salaries and wages	\$872,674	\$1,052,171	\$1,169,723	\$1,157,368	\$1,732,872
Employee benefits	280,153	354,000	395,821	429,819	679,129
Purchased services	14,208	(59,253)	(63,224)	20,020	22,145
Supplies and materials	67,374	26,124	30,648	19,325	23,063
Capital outlay	31,288	6,847	1,894	-	-
Other expenditures	1,325	339	220	-	-
Total expenditures	<u><u>\$1,267,022</u></u>	<u><u>\$1,380,228 ‡</u></u>	<u><u>\$1,535,082</u></u>	<u><u>\$1,626,532 »</u></u>	<u><u>\$2,457,209</u></u>
Personnel (full-time equivalents):					
Administrators	1.00	2.00	1.00	1.00	1.00
Professional/technical support	1.00	1.50	1.00	1.00	1.00
Clerical	-	-	1.00	1.00	1.00
Custodians	-	-	-	-	-
Maintenance/Security	6.50	8.00	8.00	16.00	27.00 »
Total personnel	<u><u>8.50</u></u>	<u><u>11.50 ‡</u></u>	<u><u>11.00</u></u>	<u><u>19.00 »</u></u>	<u><u>30.00</u></u>
Number of Students Served	<u><u>13,518</u></u>	<u><u>13,278</u></u>	<u><u>13,187</u></u>	<u><u>13,030</u></u>	<u><u>13,009</u></u>

‡ Increase of expense and FTE related to shift of operational administrative personnel out of the Operations and Technology Fund and the addition of a security position.

» Increase in expense and FTE related to consolidation of secondary level security officers under the Security and Emergency Planning Department as directed by the Board of Education.

LITTLETON PUBLIC SCHOOLS
Littleton, Colorado

HUMAN RESOURCE SERVICES

	2021–2022 <u>Actual</u>	2022–2023 <u>Actual</u>	2023–2024 <u>Actual</u>	2024–2025 <u>Budget</u>	2025–2026 <u>Budget</u>
Expenditures:					
Salaries and wages	\$1,660,402	\$1,592,884	\$1,195,790	\$1,895,040 ★	\$1,945,116 ★
Employee benefits	571,098	514,017	461,609	504,963	525,974
Purchased services	498,103	1,610,892	2,274,080 ‡	2,223,311	2,696,723
Supplies and materials	29,379	32,753	57,116	57,800	45,595
Capital outlay	2,905	5,942	2,957	3,000	3,000
Other expenditures	1,070	100	10,840	5,000	1,150
Total expenditures	<u><u>\$2,762,957</u></u>	<u><u>\$3,756,588</u></u> Ω	<u><u>\$4,002,392</u></u>	<u><u>\$4,689,114</u></u>	<u><u>\$5,217,558</u></u>
Personnel (full-time equivalents):					
Administrators	2.00	2.00	3.00	2.00	2.00
Professional/technical support	3.75	2.75	4.25	5.50	5.50
Clerical	7.50	6.50	5.80	6.80	6.80
Teachers	1.00	1.00	1.00	1.00	1.00
Total personnel	<u><u>14.25</u></u>	<u><u>12.25</u></u> Ω	<u><u>14.05</u></u>	<u><u>15.30</u></u> »	<u><u>15.30</u></u>
Number of Students Served	<u><u>13,518</u></u>	<u><u>13,278</u></u>	<u><u>13,187</u></u>	<u><u>13,030</u></u>	<u><u>13,009</u></u>

★ Includes budget for districtwide vacation and sick leave payouts.

Ω Effective February 2022 payroll services' budget and personnel were shifted to the Finance Department.

‡ Includes budget and/or expenditures for districtwide contracted substitute services.

» Includes the addition of a recruitment and retention specialist.

LITTLETON PUBLIC SCHOOLS
Littleton, Colorado

TRANSPORTATION SERVICES

	<u>2021–2022</u> <u>Actual</u>	<u>2022–2023</u> <u>Actual</u>	<u>2023–2024</u> <u>Actual</u>	<u>2024–2025</u> <u>Budget</u>	<u>2025–2026</u> <u>Budget</u>
Expenditures:					
Salaries and wages	\$3,484,297	\$3,688,219	\$3,854,696	\$4,208,284	\$4,668,330
Employee benefits	1,482,612	1,499,447	1,512,785	1,820,078	2,062,844
Purchased services	691,998	1,237,711	1,710,401	395,675	418,533
Supplies and materials	669,887	737,357	696,836	734,950	731,370
Capital outlay	119,068	(10,272)	15,443	6,000	5,000
Other expenditures	(158,526)	(197,719)	(221,302)	(199,400)	(190,000)
Total expenditures	<u><u>\$6,289,336</u></u>	<u><u>\$6,954,743</u></u> Ω	<u><u>\$7,568,859</u></u> \ddagger	<u><u>\$6,965,587</u></u>	<u><u>\$7,696,077</u></u> Ω
Personnel (full-time equivalents):					
Administrators	1.00	1.00	2.00	1.00	2.00
Professional/technical support	1.00	1.00	1.00	2.00	3.00
Clerical	7.00	7.00	7.00	6.00	6.00
Paraprofessionals	25.62	30.00	31.40	30.00	27.51
Bus drivers	77.00	77.00	86.08	84.50	53.77
Custodians	-	-	-	-	-
Maintenance	7.00	7.00	7.00	6.00	6.00
Total personnel	<u><u>118.62</u></u>	<u><u>123.00</u></u> Ω	<u><u>134.48</u></u> \ddagger	<u><u>129.50</u></u>	<u><u>98.28</u></u> Ω
Number of Students Served	<u><u>13,518</u></u>	<u><u>13,278</u></u>	<u><u>13,187</u></u>	<u><u>13,030</u></u>	<u><u>13,009</u></u>

Ω Includes additional paraprofessionals to support drivers transporting higher-needs students.

\ddagger Includes additional drivers to allow previously out-sourced transportation services to be handled by the district.

Ω 2025–2026 FTE calculation restated based on an 8-hour workday for non-licensed personnel districtwide.

LITTLETON PUBLIC SCHOOLS
Littleton, Colorado

INFORMATION AND TECHNOLOGY SERVICES

	<u>2021–2022</u> Actual	<u>2022–2023</u> Actual	<u>2023–2024</u> Actual	<u>2024–2025</u> Budget	<u>2025–2026</u> Budget
Expenditures:					
Salaries and wages	\$1,847,062	\$2,179,644	\$1,884,715	\$2,062,820	\$2,054,513
Employee benefits	602,982	723,276	652,795	721,088	727,659
Purchased services	1,135,951	1,190,706	942,142	790,505	326,905
Supplies and materials	433,997	389,270	177,995	45,700	45,700
Capital outlay	360,318	541,552	414,411	10,549	10,549
Other expenditures	640	250	7,000	7,000	2,000
Total expenditures	<u>\$4,380,950</u>	<u>\$5,024,698</u>	<u>\$4,079,058</u> ‡	<u>\$3,637,662</u>	<u>\$3,167,326</u> *
Personnel (full-time equivalents):					
Administrators	1.00	1.00	1.00	1.00	1.00
Professional/technical support	11.00	11.00	10.58	11.00	11.00
Clerical	10.21	11.57	9.92	10.64	8.28
Maintenance	1.00	1.00	-	2.00	4.00
Total personnel	<u>23.21</u>	<u>24.57</u> Ω	<u>21.50</u> ‡	<u>24.64</u>	<u>24.28</u> *
Number of Students Served	<u>13,518</u>	<u>13,278</u>	<u>13,187</u>	<u>13,030</u>	<u>13,009</u>

Ω Increased FTE results from internal reorganization of personnel.

‡ ITS maintenance personnel were transferred to the Operations and Technology Fund effective fiscal year 2023–2024.

* Changes in expenses and personnel related to department reorganizations.

LITTLETON PUBLIC SCHOOLS
Littleton, Colorado

FINANCIAL SERVICES

	2021–2022 <u>Actual</u>	2022–2023 <u>Actual</u>	2023–2024 <u>Actual</u>	2024–2025 <u>Budget</u>	2025–2026 <u>Budget</u>
Expenditures:					
Salaries and wages	\$1,453,144	\$1,349,441	\$1,485,769	\$1,406,340	\$1,446,263
Employee benefits	521,022	446,889	504,925	496,050	513,671
Purchased services	185,186	66,941	102,789	1,305,330	1,731,928
Supplies and materials	11,421	76,631	19,169	29,446	31,761
Capital outlay	9,066	5,146	8,633	6,500	6,500
Other expenditures	(15,307)	5,598	9,546	(45,150)	(46,645)
Total expenditures	<u><u>\$2,164,532</u></u>	<u><u>\$1,950,646</u></u>	<u><u>\$2,130,831</u></u>	<u><u>\$3,198,516</u></u>	<u><u>\$3,683,478</u></u>
Personnel (full-time equivalents):					
Administrators	2.20	2.00	2.00	2.00	2.00
Professional/technical support	4.00	6.00	6.00	6.00	6.00
Clerical	8.00	7.50	7.50	8.50	8.50
Maintenance	4.20	-	-	-	-
Total personnel	<u><u>18.40</u></u>	<u><u>15.50</u></u> Ω	<u><u>15.50</u></u>	<u><u>16.50</u></u> »	<u><u>16.50</u></u>
Number of Students Served	<u><u>13,518</u></u>	<u><u>13,278</u></u>	<u><u>13,187</u></u>	<u><u>13,030</u></u>	<u><u>13,009</u></u>

Ω In October 2021 the district print shop was permanently closed, in February 2022 payroll services' budget and personnel were shifted to the Finance Department, and effective July 2022 warehouse personnel were shifted to the Operations and Technology Fund.

» Includes the addition of a payroll analyst.



**FINANCIAL SECTION
OTHER FUNDS**

THIS PAGE LEFT BLANK
INTENTIONALLY FOR
PRESENTATION PURPOSES

LITTLETON PUBLIC SCHOOLS

Littleton, Colorado

OTHER FUNDS

INTRODUCTION—OVERVIEW

State law requires each Board of Education to approve expenditures of all funds. A fund is an independent fiscal and accounting entity with a self-balancing set of accounts and with its own assets, liabilities, and fund equity. The district segregates specific activities into funds in accordance with special regulations, restrictions, and limitations.

This section of the budget document presents all funds, other than the General Fund, for review and comparison purposes. In order, they are:

- Risk Management Fund (sub-fund of the General Fund)
- Bond Redemption Fund
- Building Fund
- Capital Projects Fund
- Operations and Technology Fund
- Designated Purpose Grants Fund
- Student Athletic, Activities, and Clubs Fund
- Nutrition Services Fund
- Extended Day Care Program Fund

While the district provides historical and budgetary financial information for all funds, the nature of some funds precludes them from having forecast projections presented as well. The Designated Purpose Grants Fund does not have forecasted projections presented in this document. In the Designated Purpose Grants Fund, the award period of each grant is finite so the district regards grants as temporary. While the district does request and utilize some grants on an ongoing basis, the actual award amount can vary significantly from year to year. Additionally, the life of a grant is determined by the funding available to the grant itself, making the duration and awarding of grants highly unpredictable.

LITTLETON PUBLIC SCHOOLS
Littleton, Colorado

RISK MANAGEMENT FUND
(SUB-FUND OF THE GENERAL FUND)

The Risk Management Fund is a governmental fund used to account for premiums on insurance, loss control, workers’ compensation, payment of loss or damage to property, administrative insurance expenses, settled legal claims, and judgments rendered against the district for injury.

Revenues

The primary revenue for this fund is a transfer from the General Fund, with insurance reimbursements and services provided to the district’s charter schools providing the remainder. The district determines the total dollars needed based on the current and ongoing insurance expense estimates and historical trends in salary, benefit, and supplies costs.

Expenditures

While the primary expenditures in this fund relate to managing and maintaining the various insurances the district carries, this fund also supports salaries and benefits for key personnel in finance and security. Additionally, the fund supports school resource officers (SROs). The following table provides an overview of the district’s insurance coverages.

Coverage Description	Carrier	Coverage Limit	Deductible	Premium
General liability and school leaders errors and omissions	Excess-of-Loss Self-Insurance Pool (ELSIP)	\$5,000,000 each occurrence \$5,000,000 aggregate limit	\$250,000	\$219,934
Excess liability	Excess-of-Loss Self-Insurance Pool (ELSIP)	\$5,000,000 each occurrence \$5,000,000 aggregate limit		\$128,750
Property:	Travelers			\$1,518,729
• buildings, property, and turf		\$666,366,222	\$100,000	
• boiler and machinery		\$50,000,000	\$100,000	
• flood and earthquake		\$25,000,000	\$100,000	
Automobile physical damage	Excess-of-Loss Self-Insurance Pool (ELSIP)	\$2,000,000	\$100,000	\$33,470
Automobile liability	Excess-of-Loss Self-Insurance Pool (ELSIP)	\$5,000,000 each occurrence \$5,000,000 aggregate limit	\$250,000	\$73,311
Crime	Travelers	\$1,000,000	\$25,000	\$8,250
Fiduciary Liability	Travelers	\$1,000,000	\$10,000	\$4,675
Workers’ Compensation	Joint School Districts’ Workers’ Compensation Pool (JSDWCP)	\$1,000,000	\$550,000	\$687,273

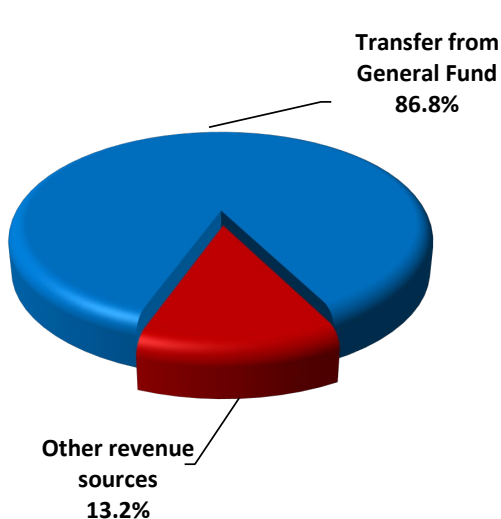
LITTLETON PUBLIC SCHOOLS

Littleton, Colorado

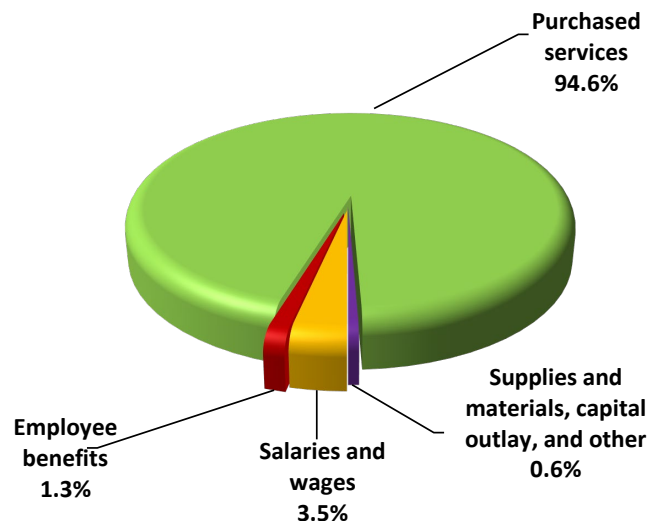
RISK MANAGEMENT FUND (SUB-FUND OF THE GENERAL FUND)

	2021–2022 Actual	2022–2023 Actual	2023–2024 Actual	Revised 2024–2025 Budget	2024–2025 Estimated	2025–2026 Budget
Revenues:						
Transfer from General Fund	\$2,500,000	\$3,000,000	\$3,700,000	\$3,900,000	\$4,900,000	\$2,000,000
Services to charter schools	120,799	137,078	141,495	125,000	160,813	153,000
Insurance reimbursements	3,237,436	1,935,768	6,346,728	4,700,000	4,735,540	-
Interest income	12,704	108,838	206,870	125,000	217,320	150,000
Total revenues	5,870,939	5,181,684	10,395,093	8,850,000	10,013,673	2,303,000
Expenditures:						
Salaries and wages	269,347	165,965	148,275	156,593	148,915	161,496
Employee benefits	100,075	61,312	59,165	58,647	59,924	61,632
Purchased services	3,043,608	3,502,948	3,569,013	4,118,401	3,789,537	4,423,661
Supplies and materials	13,113	15,964	24,949	75,000	27,500	30,190
Capital outlay	8,896	-	6,861	-	-	-
Other expenditures	410	385	385	425	425	425
Transfer to other funds	-	3,800,000	3,800,000	6,700,000	6,700,000	-
Total expenditures	3,435,449	7,546,574	7,608,648	11,109,066	10,726,301	4,677,404
Excess of revenues over (under) expenditures	2,435,490	(2,364,890)	2,786,445	(2,259,066)	(712,628)	(2,374,404)
Fund balance—beginning	2,603,123	5,038,613	2,673,723	5,460,168	5,460,168	4,747,540
Committed fund balance	5,038,613	2,673,723	5,460,168	3,201,102	4,747,540	2,373,136
Fund balance—ending	\$5,038,613	\$2,673,723	\$5,460,168	\$3,201,102	\$4,747,540	\$2,373,136
Budget Appropriation				\$14,310,168		\$7,050,540

2025–2026 Budgeted Revenue



2025–2026 Budgeted Expenditures



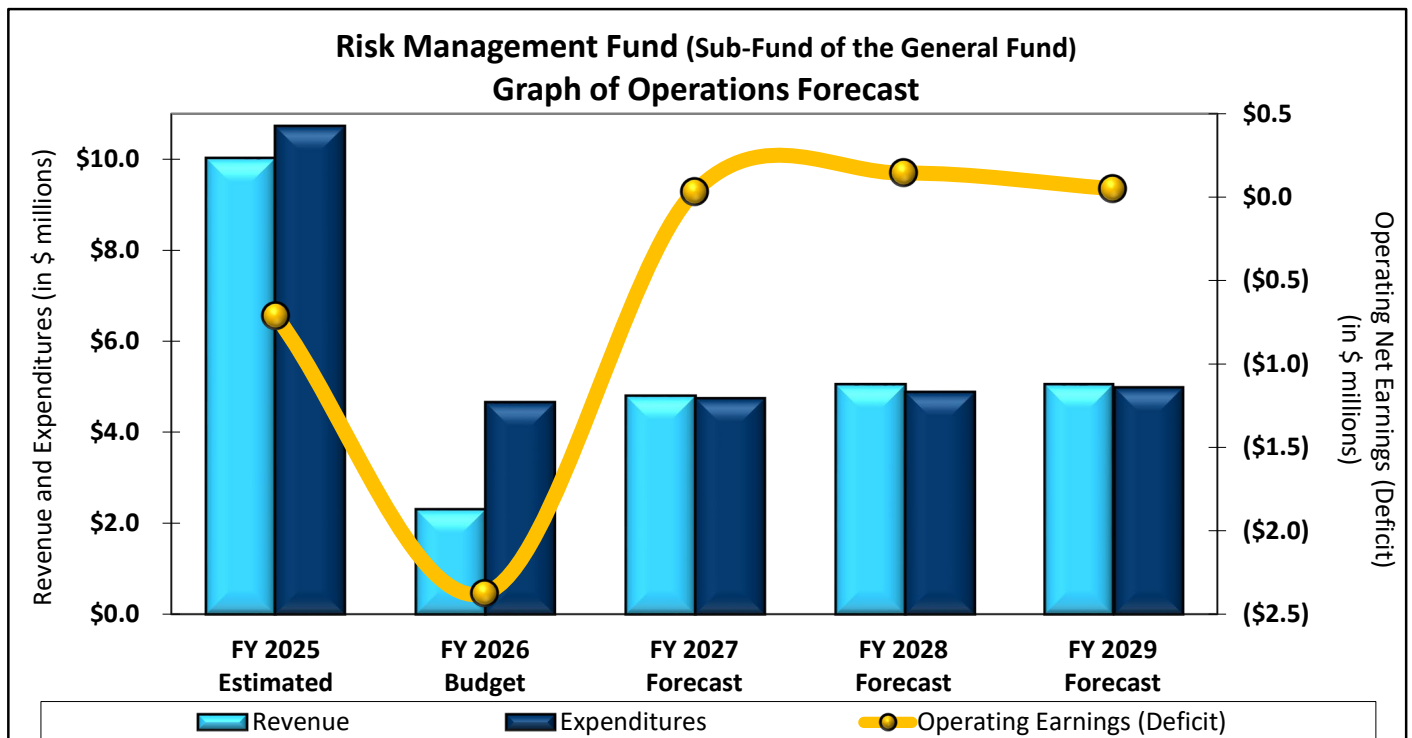
LITTLETON PUBLIC SCHOOLS
Littleton, Colorado

RISK MANAGEMENT FUND
(SUB-FUND OF THE GENERAL FUND)

FORECAST OF REVENUES, EXPENDITURES, AND ENDING FUND BALANCE

	2024–2025 Estimated	2025–2026 Budget	2026–2027 Forecast	2027–2028 Forecast	2028–2029 Forecast
Beginning Fund Balance	\$5,460,168	\$4,747,540	\$2,373,136	\$2,404,257	\$2,548,388
Revenue:					
Transfer from General Fund	4,900,000	2,000,000	4,500,000	4,750,000	4,750,000
Services to charter schools	160,813	153,000	129,067	131,648	134,281
Insurance reimbursements	4,735,540	-	10,000	10,000	10,000
Interest income	217,320	150,000	156,750	156,750	156,750
Total revenues	10,013,673	2,303,000	4,795,817	5,048,398	5,051,031
Expenditures:					
Salaries and wages	148,915	161,496	161,496 ❖	161,496 ❖	161,496 ❖
Employee benefits	59,924	61,632	59,772	61,864	64,029
Purchased services	3,789,537	4,423,661	4,512,134	4,602,377	4,694,425
Supplies and materials	27,500	30,190	30,794	78,030	79,591
Other expenditures	425	425	500	500	500
Transfer out	6,700,000	-	-	-	-
Total expenditures	10,726,301	4,677,404	4,764,696	4,904,267	5,000,041
Ending Fund Balance	\$4,747,540	\$2,373,136	\$2,404,257	\$2,548,388	\$2,599,378

❖ Salary schedule advancement costs have not been included in the forecasting model.



LITTLETON PUBLIC SCHOOLS
Littleton, Colorado

DEBT SERVICE FUND

The governmental funds in this category account for the accumulation of resources and payments of long-term debt used to finance governmental activities involved with capital construction and acquisition. The district operates one debt service fund.

Bond Redemption Fund

The Bond Redemption Fund records levied property taxes, investment income, and bond premiums to provide for payment of general long-term debt principal retirement, semi-annual interest, and related fees. This fund provides revenues based on a property tax mill set by the Board to satisfy the district’s bonded indebtedness on an annual basis. Colorado Revised Statute (C.R.S.) 22–45–103(b) requires this fund for districts with long-term debt.

In accordance with Colorado Revised Statute (C.R.S.) 22–42–104(a) and (b), two calculation options for determining the legal debt limit are available to the district, with the choice to use whichever calculation is greater. The computation the district utilizes calculates actual property valuation, shown below in Table 1, making the legal debt margin for the district \$1,503,907,033 as of June 30, 2025.

Legal Debt Margin Calculation—Table 1

Estimated Actual Valuation at June 30, 2025	\$30,080,593,554
Times—Limitation Percent	_____ x 6%
Legal Debt Limit	1,804,835,613
Less—Projected Outstanding Bonded Debt	_____ 300,928,580
Projected Legal Debt Margin at June 30, 2025	<u><u>\$1,503,907,033</u></u>

LITTLETON PUBLIC SCHOOLS

Littleton, Colorado

BOND REDEMPTION FUND

Revenues

The revenue for the Bond Redemption Fund is property tax revenue and the interest earnings on these tax revenues between time of collection and payment of debt. The projected mill levy for 2026 is 16.067 mills based on an estimated net assessed valuation of \$2,612,667,679. The 2025 mill levy was 15.846 mills. Spending for general obligation bonds debt service and property taxation to generate revenue to cover the debt service are exempt from TABOR amendment limitations because the voters approved the current bonded indebtedness in elections.

Expenditures

This fund has expenditures of principal, interest, and service fees for the following general obligation bond issuances.

- 2014 series dated December 11, 2014
- 2015 series dated October 6, 2015
- 2019 series dated January 10, 2019
- 2024 refunding series dated September 4, 2024

Outstanding indebtedness at June 30, 2025, is \$324,481,196, with final maturity scheduled for December 1, 2043. Taxes collected in the spring pay the June and December debt payments of the same calendar year. By the end of the district’s fiscal year, June taxes are collected but the second calendar debt payment has not been made. The ending fund balance represents tax revenues earned and saved to make the December principal and interest payments. The net estimated bonded debt per capita at July 1, 2025, is \$3,332. The district may redeem callable bonds prior to maturity. In 2024, the district refunded the general obligation bond series 2013 and a portion of the 2014 series. Similar to refinancing a home mortgage to get a lower interest rate and lower payment, this provided district taxpayers with a present value of \$7.4 million in savings.

10-Year Overview of District Debt Obligations			
Fiscal Year Ended	Principal	Interest	Total
6/30/26	23,552,616	17,342,834	40,895,450
6/30/27	22,280,000	15,379,125	37,659,125
6/30/28	24,685,000	14,190,175	38,875,175
6/30/29	26,010,000	12,829,238	38,839,238
6/30/30	10,750,000	11,848,300	22,598,300
6/30/31	10,850,000	11,279,725	22,129,725
6/30/32	11,420,000	10,692,825	22,112,825
6/30/33	12,020,000	10,075,038	22,095,038
6/30/34	12,655,000	9,424,638	22,079,638
6/30/35	13,325,000	8,739,913	22,064,913

General Obligation Bonds	Outstanding Principal Balance as of June 30, 2025	Outstanding Principal Balance as of June 30, 2026
2014 Bond Series	\$5,700,000	\$2,890,000
2015 Bond Series	15,626,196	12,998,580
2019 Bond Series	241,925,000	225,410,000
2024 Bond Series	61,230,000	59,630,000
Total Bonds	<u>\$324,481,196</u>	<u>\$300,928,580</u>

Bond Rating Information

Moody’s Investor Service assigned an underlying Aa1 rating to the bonds reflecting the district’s large, built-out, and affluent tax base located within the Denver metropolitan area and the district’s sound financial operations and healthy reserve levels as well as manageable debt burden. LPS also received an enhanced Aa2 rating based on the Colorado School District Enhancement Program and its strong program oversight. Additionally, Standard & Poor’s Rating Services assigned an AA rating to LPS.


LITTLETON PUBLIC SCHOOLS

Littleton, Colorado

BOND REDEMPTION FUND

	2021–2022 Actual	2022–2023 Actual	2023–2024 Actual	2024–2025 Budget	2024–2025 Estimated	2025–2026 Budget
Revenues and other financing sources:						
Property taxes	\$35,364,194	\$36,182,893	\$36,395,113	\$37,025,464	\$39,874,164	\$41,258,231
Refunding bond proceeds	-	-	-	50,000,000	70,538,117	-
Interest income	54,883	771,223	1,134,305	805,990	875,000	1,100,629
Total revenues	35,419,077	36,954,116	37,529,418	87,831,454	111,287,281	42,358,860
Expenditures and other uses:						
Principal	19,949,350	18,405,000	19,325,000	20,290,000	13,130,000	23,552,616
Interest	14,985,000	19,114,600	18,171,350	17,190,050	18,039,155	17,342,834
Trustee bank fees	6,349	23,956	24,354	29,800	29,800	31,800
Escrow payment to refund bonds	-	-	-	50,000,000	68,460,000	-
Costs of issuance and discounts	-	-	-	321,500	476,092	-
Total expenditures	34,940,699	37,543,556	37,520,704	87,831,350	100,135,047	40,927,250
Excess of revenues over (under) expenditures	478,378	(589,440)	8,714	104	11,152,234	1,431,610
Fund balance—beginning	31,369,151	31,847,529	31,258,089	31,700,590	31,266,803	42,419,037
Restricted fund balance	31,847,529	31,258,089	31,266,803	31,700,694	42,419,037	43,850,647
Fund balance—ending	\$31,847,529	\$31,258,089	31,266,803	31,700,694	\$42,419,037	\$43,850,647
Budget Appropriation				\$119,532,044		\$84,777,897
Mill Levy	17.043	17.769	17.355	14.848	15.846	16.067
Assessed Valuation (in millions of dollars)	\$2,079.0	\$2,047.4	\$2,149.8	\$2,471.0	\$2,488.0	\$2,612.7

2025–2026 Expenditures and Other Uses



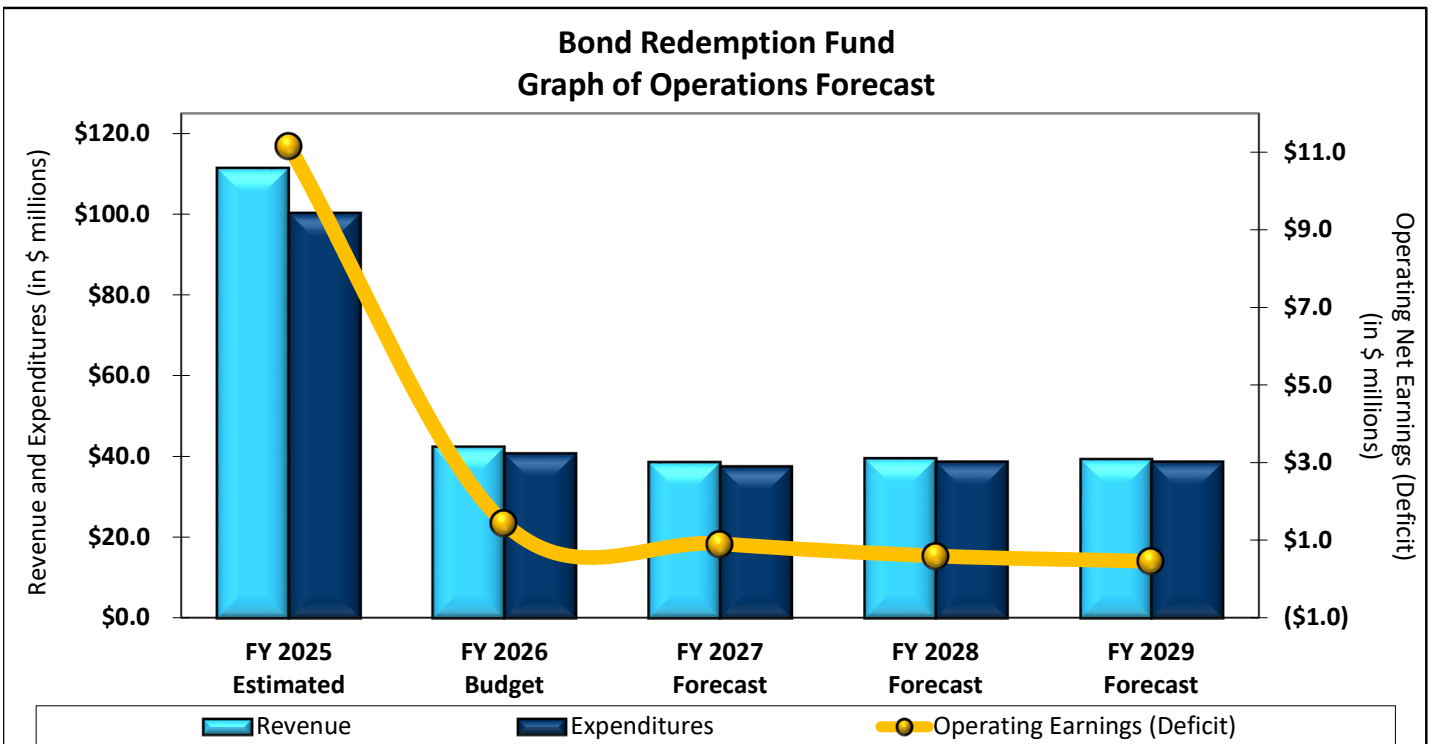
LITTLETON PUBLIC SCHOOLS

Littleton, Colorado

BOND REDEMPTION FUND

FORECAST OF REVENUES, EXPENDITURES, AND ENDING FUND BALANCE

	2024–2025 Estimated	2025–2026 Budget	2026–2027 Forecast	2027–2028 Forecast	2028–2029 Forecast
Beginning Fund Balance	\$31,266,803	\$42,419,037	\$43,850,647	\$44,759,722	\$45,352,747
Revenue:					
Property taxes	39,874,164	41,258,231	38,000,000	39,125,000	38,950,000
Refunding bond proceeds	70,538,117	-	-	-	-
Earnings on investments	875,000	1,100,629	600,000	375,000	375,000
Total revenues	<u>111,287,281</u>	<u>42,358,860</u>	<u>38,600,000</u>	<u>39,500,000</u>	<u>39,325,000</u>
Expenditures:					
Principal	13,130,000	23,552,616	22,280,000	24,685,000	26,010,000
Interest	18,039,155	17,342,834	15,379,125	14,190,175	12,829,238
Trustee bank fees	29,800	31,800	31,800	31,800	31,800
Escrow payment to refund bonds	68,460,000	-	-	-	-
Costs of Issuance and Discounts	476,092	-	-	-	-
Total expenditures	<u>100,135,047</u>	<u>40,927,250</u>	<u>37,690,925</u>	<u>38,906,975</u>	<u>38,871,038</u>
Ending Fund Balance	<u>\$42,419,037</u>	<u>\$43,850,647</u>	<u>\$44,759,722</u>	<u>\$45,352,747</u>	<u>\$45,806,709</u>



LITTLETON PUBLIC SCHOOLS

Littleton, Colorado

CAPITAL PROJECTS FUNDS

This category of governmental funds is used to account for and report financial resources that are restricted or committed to expenditures for capital outlays, acquisition, or construction of major capital facilities and other capital assets. They are optional under Colorado Revised Statutes. The district currently operates two capital projects funds.

Building Fund

The district uses the Building Fund as a capital improvement fund to budget and account for any major capital outlays for district facilities funded by voter-approved general obligation bonds. In order to develop an updated capital plan, the Board established the Long-Range Planning Committee (LRPC) in February 2017. This committee – comprised of community members representing various stakeholder groups – carefully studied the safety, access, and instructional challenges of aging facilities; increased transportation challenges; and the need to provide the appropriate instructional space for all students. They also worked through several bond package scenarios in an effort to determine which solution would best meet the district’s goal: “One hundred percent of LPS students will graduate prepared for meaningful post-secondary opportunities.” Key highlights from the work of the Long-Range Planning Committee are as follows.

- Today’s most efficient and effective elementary schools, with the best programming for students, serve about 600 students.
- LPS needs to have the ability to replace failing structures when they are no longer structurally sound, cannot be made accessible to people with disabilities, and do not meet the requirements for today’s learning environment.
- LPS needs to make a strategic first step to maintain quality education and makes future steps clear. LRPC members noted that in 10 years, a future citizens committee could build upon this recommendation and identify the next schools to replace with new buildings, based on what makes sense for the community at that time.

The goals of the Long-Range Planning Committee were as follows.

- Build new elementary schools with space for five classrooms at every grade level.
- Enroll four classes at each grade level; remaining space for support programs and staff.
- Improve operational and instructional efficiency.
- Address/reduce traffic and boundary challenges. (A districtwide boundary analysis follows passage of bond.)
- Build new schools on campuses that can accommodate the new construction while school is in session in order to mitigate transportation and overcrowding in other elementary schools.

The LRPC’s recommendations on capacity needs, attendance boundaries, and facility capital needs led the Board to place a \$298.9 million bond measure on the November 2018 ballot, just as the district completed the last of the projects from our prior bond package. Voters approved the 2018 bond package, sending a strong endorsement of the dedicated work of the Board, the LRPC, and the district’s commitment to providing the resources our students need to succeed.

LITTLETON PUBLIC SCHOOLS

Littleton, Colorado

CAPITAL PROJECTS FUNDS (continued)

The district began developing project timelines immediately after voters approved the bond in November 2018. Students, parents, staff, and community members were involved in the design process for each project. The Board called a citizens' oversight committee in November 2018 to review the use of the new dollars to ensure the wise application of that funding for the purposes represented to the voters. The original timeline anticipated project completion by June 2023; however, delays in the production and shipment of certain supplies and equipment due to the COVID-19 pandemic impacted project schedules during 2020. Since shortages and delays may continue, the project schedules shown below are subject to change. Completed projects and current, pending project schedules follow.

November 2018–January 2019

- Took inventory of all functions of the Ames Campus. Planned for relocating programs housed in Ames Facility.
- Selected architect and engineering firms for:
 - The replacement of Newton Middle School.
 - The new LPS stadium on the Newton Middle School campus.
 - The new Dr. Justina Ford Elementary School on the old Ames campus.
 - The new Gudy Gaskill Elementary School on the old Franklin campus to serve the Highland and Franklin communities.
- Surveyed the Newton Middle School property.
- Surveyed the Ames property.
- Surveyed the Franklin property.
- Surveyed the Highland Elementary School property for conversion to a district early childhood education center.
- Received proposal from architects for the design of 10 artificial turf fields.
- Surveyed fields at Heritage, Arapahoe, and Euclid.

February 2019–May 2019

- Prepared Highland campus to serve The Village Preschool at Ames.
- Moved professional development to other schools for the summer and to outside community spaces for the 2019–2020 school year.
- Conducted environmental survey on The Schomp Property, future home of the LPS Explorative Pathways for Innovative Careers (EPIC) campus.
- Released request for qualifications for new furniture that facilitates student-centered learning.
- Began design process of new Gudy Gaskill Elementary School to serve Highland and Franklin communities on the Franklin campus.
- Began design process of new Dr. Justina Ford Elementary School to serve the Ames community on the Ames campus.
- Began design process of building to replace the old Newton Middle School community on the Newton campus.
- Began design process of a new stadium on the Newton campus.
- South Suburban Parks and Recreation was in the design phase for a new pool and related amenities at the existing Franklin Pool site. Additional details became available in summer 2019.

LITTLETON PUBLIC SCHOOLS

Littleton, Colorado

CAPITAL PROJECTS FUNDS (continued)

Spring 2019–Summer 2020

- Design development of new Dr. Justina Ford Elementary School on Ames campus, new middle school on Newton campus, and new Gudy Gaskill Elementary School on Franklin campus.
- Vacated and prepared Ames facility for demolition to make way for the construction of the new Dr. Justina Ford Elementary School on the former Ames campus; began abatement activities.
- Began design for conversion of Highland Elementary to be an LPS early childhood education center.
- Completed one turf field each at Heritage and Arapahoe, and one turf field at each middle school.
- Installed directional lighting at one field at each high school.
- Provided new furniture for all elementary school cafeterias.
- Provided new furniture in 30 "early adopter" classrooms throughout the district.
- Installed new walk-in cooler and freezer units at Centennial, Wilder, and Euclid.

Summer 2020–Summer 2021

- Constructed new Dr. Justina Ford Elementary School on Ames Campus—opened fall 2021.
- Constructed new middle school on Newton Middle School campus—opened fall 2021.
- Installed new furniture, fixtures, and equipment for new Newton Middle School and new Dr. Justina Ford Elementary School on the Ames campus.
- Provided new furniture in elementary school classrooms that had not already had "early adopter" classrooms installed.
- Made additional kitchen improvements at selected schools.
- Provided new playground equipment at Hopkins, Lenski, Peabody, and Sandburg Elementary Schools by fall 2020.
- Completed certain turf and irrigation projects.
- Concrete and asphalt projects completed by winter 2020.
- Completed renovations and upgrades at Goddard Middle School, including upper parking lot, entrance, and elevator by winter 2020.
- Completed LED lighting projects at Heritage High School.

Summer 2021–Summer 2022

- Constructed new Gudy Gaskill Elementary School to serve Highland and Franklin communities on the old Franklin campus—opened fall 2022.
- Installed new furniture in remaining middle and high school classrooms.
- Completed additional kitchen improvements at selected schools.
- Completed additional turf and irrigation projects.
- Upgraded technology at selected schools.
- Created secured vestibules at selected schools.

Summer 2022–Summer 2023

- Upgraded furniture and completed additional interior renovations at Littleton Academy.
- Constructed new Little Raven Elementary School on the old Moody campus—opened fall 2023.

LITTLETON PUBLIC SCHOOLS

Littleton, Colorado

CAPITAL PROJECTS FUNDS (continued)

- Constructed the Explorative Pathways for Innovative Careers (EPIC) campus—opened fall 2023.
- Replaced Lenski kitchen steamer.
- Technology upgrade projects at selected schools.
- Constructed new Centennial Stadium on Newton Middle School campus—opened fall 2023.
- Highland Facility converted to The Village for Early Childhood Education—opened fall 2023.
- Completed Euclid new bus loop, concrete/asphalt and ADA upgrades.
- Littleton Preparatory concrete/asphalt completed with furniture upgrades in progress.

Summer 2023–Summer 2024

- Secured vestibules at selected schools.
- Addition of lighting; mechanical, electrical, and plumbing upgrades
- Hardware and renovation of selected core and classroom restrooms at Centennial, Wilder, Hopkins, Acoma, Euclid, Options, Field, Littleton, North, Arapahoe, Powell, and the Littleton Stadium.
- Lenski kitchen renovation.
- Irrigation projects.
- Enhanced security features at Lenski, Powell, Runyon, Sandburg, Heritage, Acoma, and Hopkins.

Summer 2024–Winter 2025

- Concrete and asphalt repair/replacements at Acoma, Euclid, Options, Education Services Center (ESC), Peabody, Lenski, Heritage, Runyon, Twain, East, and Hopkins.
- Upgrades to mechanical and/or electrical equipment at Acoma, Euclid, Options, ESC, Peabody, Sandburg, Heritage, Twain, East, and Hopkins.
- Irrigation system repair/ replacement at Euclid, Options, ESC, Lenski, Sandburg, Runyon, Twain, and Hopkins.
- Classroom LED lighting at Acoma, Euclid, Options, Peabody, Lenski, Sandburg, Heritage, Twain, East, and Hopkins.
- ADA compliant restroom renovations and/or ramp replacements at Euclid, ESC, Littleton Stadium Peabody, Heritage, Runyon, and Hopkins.
- ADA modifications to interior hardware/doors at Options, Sandburg, Heritage, Runyon, Twain, and East.
- Roof repairs/replacement in selected areas at Sandburg.
- Construction of a secure vestibule at the ESC.
- Replacement of the fire suppression system at Sandburg and crawlspace ventilation at Twain.

Winter 2025–Summer 2025

- Runyon ADA restroom
- Centennial Stadium remedial work
- Newton MS installation of control joints in classrooms
- Transportation Center - Reorganization of three offices, including associated check-in window, ceilings, lighting, mechanical adjustments, doors and hardware, and a secured vestibule.
- Runyon Elementary - Re-configuration of the Runyon Elementary School parking lot.

LITTLETON PUBLIC SCHOOLS
Littleton, Colorado

CAPITAL PROJECTS FUNDS
(continued)

- Euclid Elementary - Re-configuration of the Euclid Middle School parking lot.
- Education Service Center - HVAC modifications, and flooring upgrade.
- Littleton High School - HVAC modifications and LHS Theater upgrades.

Capital Projects Fund

LPS uses the Capital Projects Fund to account for the ongoing capital needs of the district for vehicle replacements, leases, and other projects not covered by the Building Fund or the Operations and Technology Fund.

LITTLETON PUBLIC SCHOOLS

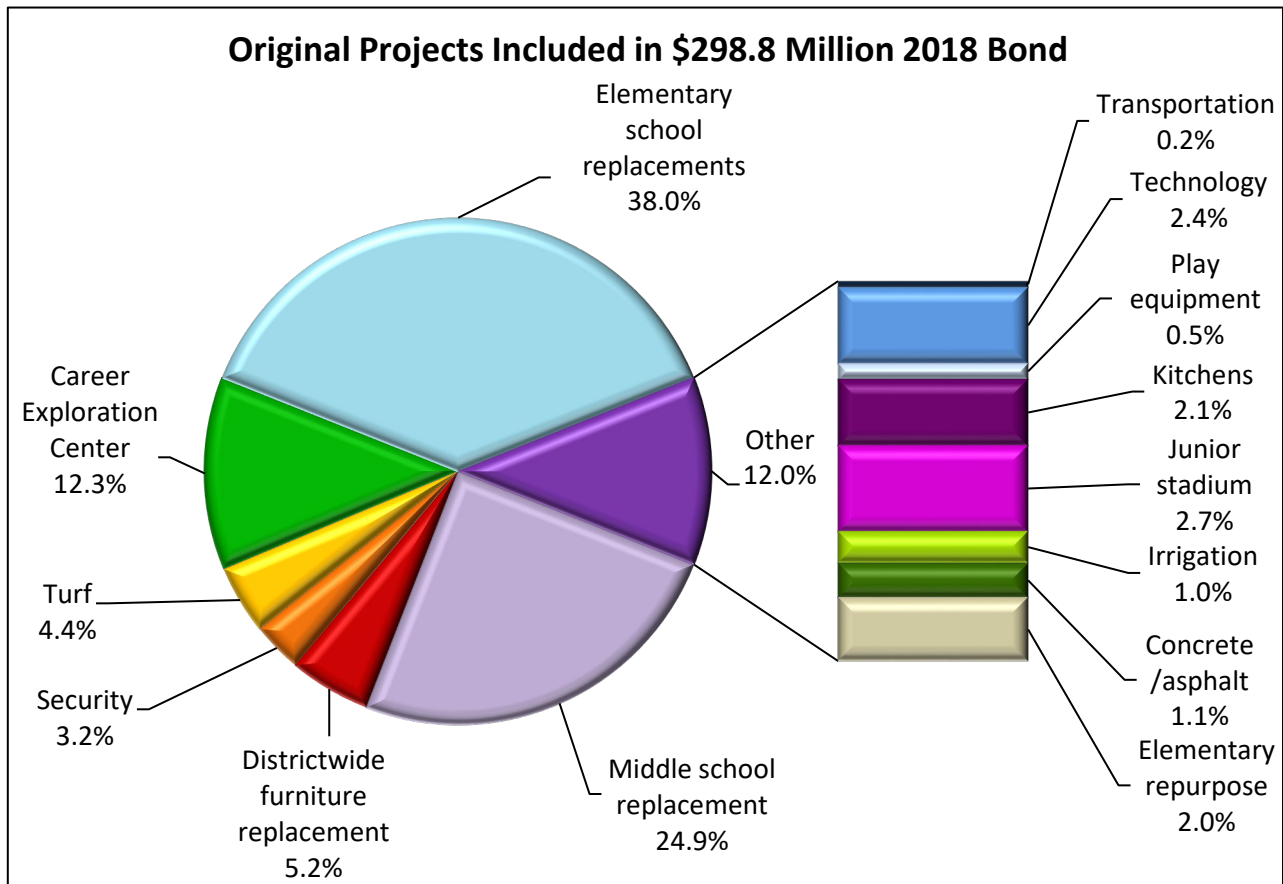
Littleton, Colorado

BUILDING FUND

The Building Fund is a temporary fund used solely to manage expenditures for major capital projects throughout the district authorized and funded by the issuance of voter-approved general obligation bonds. LPS completed the previous 2013 voter-approved bond projects in fiscal year 2018–2019. The primary projects associated with the 2018 voter-approved bond package follow.

- Build the new Newton Middle School on the current Newton campus.
- Build the new Dr. Justina Ford Elementary School in the southeast corner of the former Ames Facility campus.
- Build the new Gudy Gaskill Elementary School to serve the Highland and Franklin communities on the former Franklin campus.
- Renovate a recently purchased property (the former Schomp Honda, across from Littleton High School) to create the Explorative Pathways for Innovative Careers (EPIC) campus for the district.
- Build the new Little Raven Elementary School to serve the Moody and East Elementary communities on the former Moody campus.
- Replace outdated student desks and classroom furniture in every school with new furnishings that will facilitate modern instruction and accommodate all students.
- Maintain district facilities, including charter schools, according to need.

As shown below, numerous projects are included in the bond package that will affect every facility. The planned projects will provide students and the community with new, efficient facilities and will alleviate some of the issues the district faces in terms of attendance boundaries and transportation efficiencies.



LITTLETON PUBLIC SCHOOLS
Littleton, Colorado

BUILDING FUND
(continued)

Revenues

The sale of \$298.9 million of general obligation bonds provided the revenue for this fund. Voters approved the issuance of the bonds in the November 2018 coordinated election. The district issued all bonds in January 2019 in order to maximize proceeds and facilitate the monetary needs of the planned projects. The sale of these bonds resulted in a premium of \$60.8 million. Additionally, the district plans to maximize interest earnings on the proceeds of the bond sales to increase revenues.

Expenditures

The Long-Range Planning Committee Capital identified and prioritized the projects under this bond issue, which the Board authorized. Work began in fiscal year 2018–2019 and will conclude in fiscal year 2025–2026. The district planned all projects in such a way as to have the least amount of impact on students and staff throughout the construction period.

LITTLETON PUBLIC SCHOOLS

Littleton, Colorado

BUILDING FUND

	2021–2022 Actual	2022–2023 Actual	2023–2024 Actual	2024–2025 Budget	2024–2025 Estimated	2025–2026 Budget
Revenues:						
Interest income	(\$558,561)	\$3,618,866	\$2,905,825	\$194,618	\$1,440,437	\$347,346
Other revenue	161,050	(3,000)	(148,952)	-	-	-
Total revenues	<u>(397,511)</u>	<u>3,615,866</u>	<u>2,756,873</u>	<u>194,618</u>	<u>1,440,437</u>	<u>347,346</u>
Expenditures:						
Capital projects	70,019,524	98,616,880	28,808,566	27,188,737	15,310,296	20,306,713
Total expenditures	<u>70,019,524</u>	<u>98,616,880</u>	<u>28,808,566</u>	<u>27,188,737</u>	<u>15,310,296</u>	<u>20,306,713</u>
Excess of revenues over (under) expenditures	(70,417,035)	(95,001,014)	(26,051,693)	(26,994,119)	(13,869,859)	(19,959,367)
Fund balance—beginning	<u>225,298,968</u>	<u>154,881,933</u>	<u>59,880,919</u>	<u>26,994,119</u>	<u>33,829,226</u>	<u>19,959,367</u>
Restricted fund balance	<u>154,881,933</u>	<u>59,880,919</u>	<u>33,829,226</u>	-	19,959,367	-
Fund balance—ending	<u>\$154,881,933</u>	<u>\$59,880,919</u>	<u>\$33,829,226</u>	<u>\$ -</u>	<u>\$19,959,367</u>	<u>\$ -</u>
Budget Appropriation				<u>\$27,188,737</u>		<u>\$20,306,713</u>



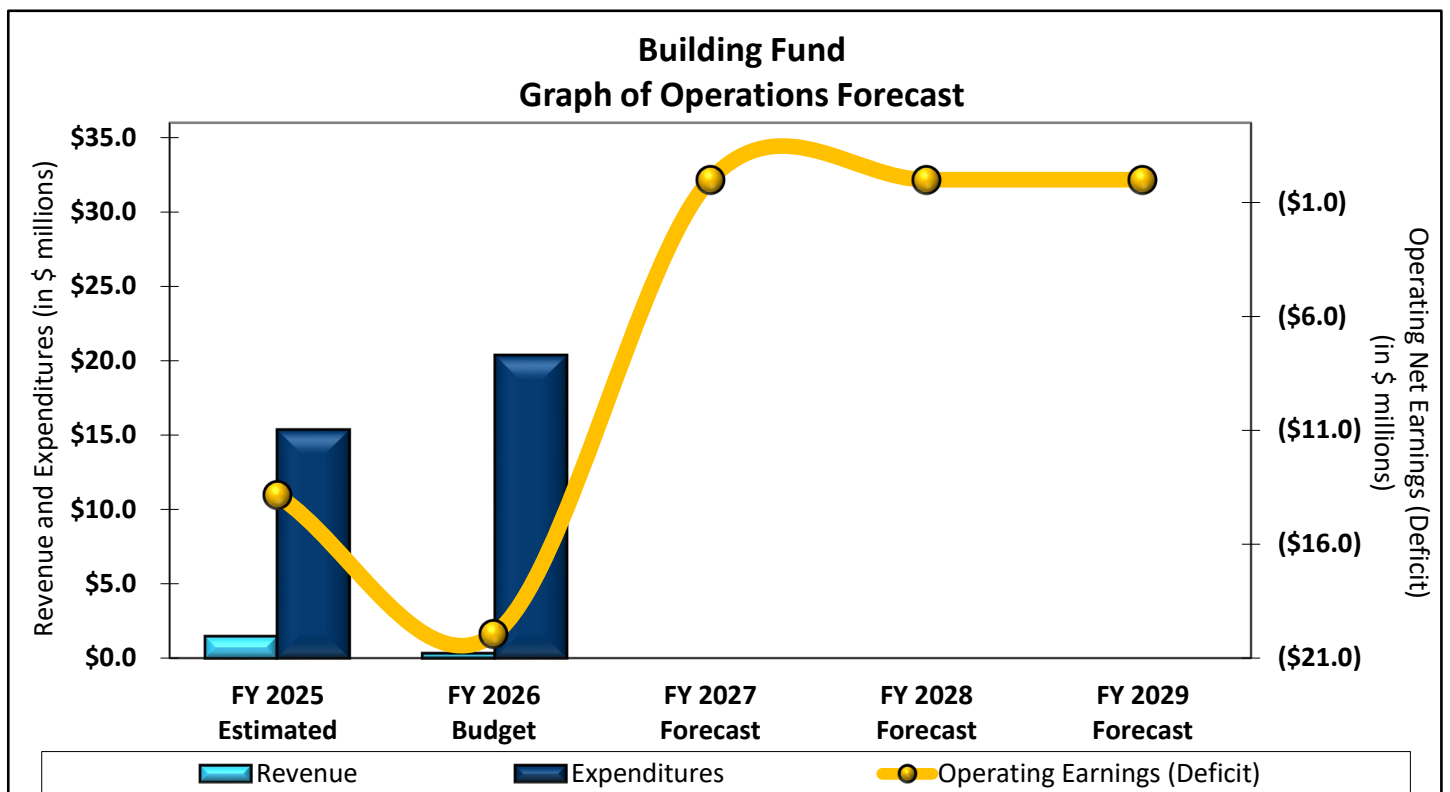
LITTLETON PUBLIC SCHOOLS
Littleton, Colorado

BUILDING FUND

FORECAST OF REVENUES, EXPENDITURES, AND ENDING FUND BALANCE

	2024–2025 Estimated	2025–2026 Budget	2026–2027 Forecast	2027–2028 Forecast	2028–2029 Forecast
Beginning Fund Balance	\$33,829,226	\$19,959,367	\$ -	\$ -	\$ -
Revenue:					
Interest income	1,440,437	347,346	-	-	-
Total revenues	1,440,437	347,346	-	-	-
Expenditures:					
Capital projects	15,310,296	20,306,713	-	-	-
Total expenditures	15,310,296	20,306,713	-	-	-
Excess of revenues over (under) expenditures	(13,869,859)	(19,959,367)	-	-	-
Ending Fund Balance	\$19,959,367	\$ -	‡ \$ -	\$ -	\$ -

‡ Projects and all related work in this fund are expected to be concluded in fiscal year 2025–2026.



LITTLETON PUBLIC SCHOOLS

Littleton, Colorado

CAPITAL PROJECTS FUND

The Capital Projects Fund handles the district's buses, vehicles, and various equipment. The yellow fleet is composed of 92 buses, plus the box truck used for conducting hearing assessments. Buses have an expected lifespan of 18 years. The district also maintains a white fleet that includes pickup trucks, dump trucks, maintenance vans, passenger vans, cargo trucks, lifting equipment, tractors, trailers, sweepers, all-terrain vehicles, and building generators. The average lifespan of these items varies depending on the type of vehicle, what its use, and maintenance needs. The district's replacement schedule keeps the fleets safe and efficient while providing a long-term budget plan for these types of capital expenditures.

Revenues

Several sources provide revenues for this fund, with a transfer from the General Fund providing the bulk of available funds. The anticipated annual needs drive the amount of the transfer from the General Fund. Additionally, the district is involved in a few rebate programs, and receives donations to pay for playgrounds and trails. While those funding sources can fluctuate from year to year, historically LPS receives similar amounts annually.

Expenditures

Vehicle purchases typically represent the largest category of budgeted expenditures. Other categories include various leases and projects. Though the acquisition of new equipment, buildings, and site improvements generally affects operating costs in the form of higher maintenance and energy expenses, the replacement of existing vehicles and equipment does not. Through careful planning and maintenance, LPS is often able to extend the expected life of vehicles in both fleets. Additionally, vehicles and other equipment acquired under this budget replace older equipment with negligible impact to operating costs.

Expected expenditures are the basis for projections in this fund, as outlined in the district's vehicle-fleet replacement timelines, lease contracts, and expected lifespans of equipment and technology. The district strives to include as many projects as possible in the Building Fund plans, when it is in operation, and in the Operations and Technology Fund as allowed by revenue projections and necessary maintenance projects. In the event that planned capital projects exceed the funding limitations of those two funds, the district either defers overflow projects to subsequent years or includes them in the Capital Projects Fund. This can alter the amount of revenue the district needs to transfer from the General Fund.

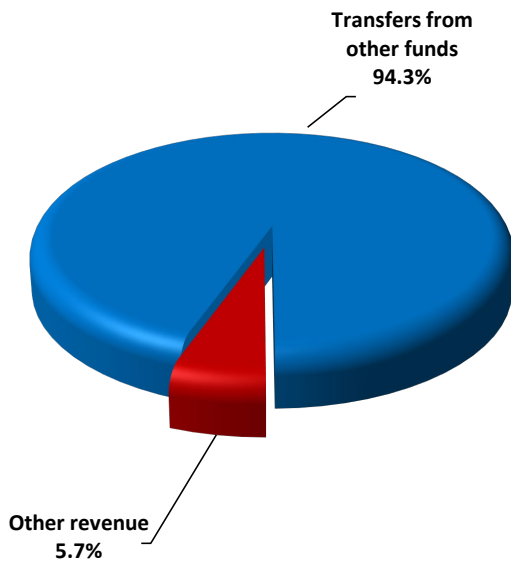
LITTLETON PUBLIC SCHOOLS

Littleton, Colorado

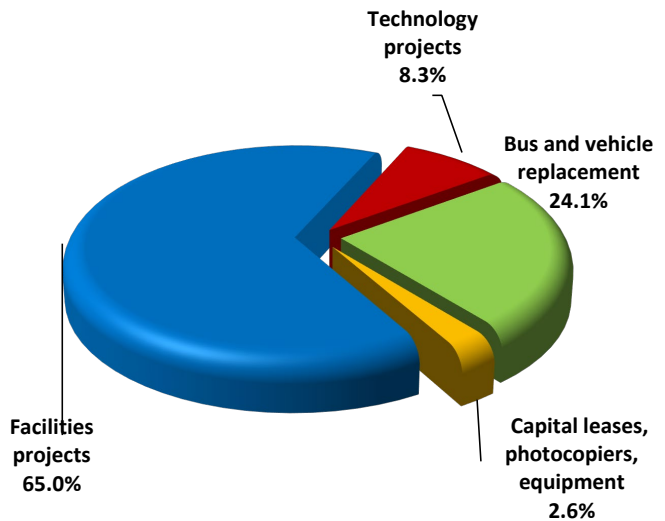
CAPITAL PROJECTS FUND

	2021–2022 Actual	2022–2023 Actual	2023–2024 Actual	Revised 2024–2025 Budget	2024–2025 Estimated	2025–2026 Budget
Revenues:						
Transfer from General Fund	\$1,540,179	\$950,000	\$7,012,000	\$2,125,000	\$2,125,000	\$2,000,000
Transfer from Risk Management Fund	-	3,800,000	3,800,000	6,700,000	6,700,000	-
Interest income	7,269	41,944	61,241	40,000	85,910	93,951
Other revenue	188,649	26,900	115,445	349,000	351,400	26,400
Total revenues	1,736,097	4,818,844	10,988,686	9,214,000	9,262,310	2,120,351
Expenditures:						
Facilities projects	2,001,753	5,726,559	4,629,796	5,022,831	4,647,553	2,782,500
Technology projects	218,760	429,758	1,540,307	880,842	594,299	357,000
Bus and vehicle replacement	616,272	251,011	1,069,008	1,110,327	1,062,063	1,034,225
Capital leases, photocopiers, equipment	86,378	83,373	84,067	110,000	102,083	110,000
Total expenditures	2,923,163	6,490,701	7,323,178	7,124,000	6,405,997	4,283,725
Excess of revenues over (under) expenditures	(1,187,066)	(1,671,857)	3,665,508	2,090,000	2,856,313	(2,163,374)
Fund balance—beginning	3,137,834	1,950,768	278,911	3,944,419	3,944,419	6,800,732
Committed fund balance	1,950,768	278,911	3,944,419	6,034,419	6,800,732	4,637,358
Fund balance—ending	\$1,950,768	\$278,911	\$3,944,419	\$6,034,419	\$6,800,732	\$4,637,358
Budget Appropriation				\$13,158,419		\$8,921,083

2025–2026 Budgeted Revenues



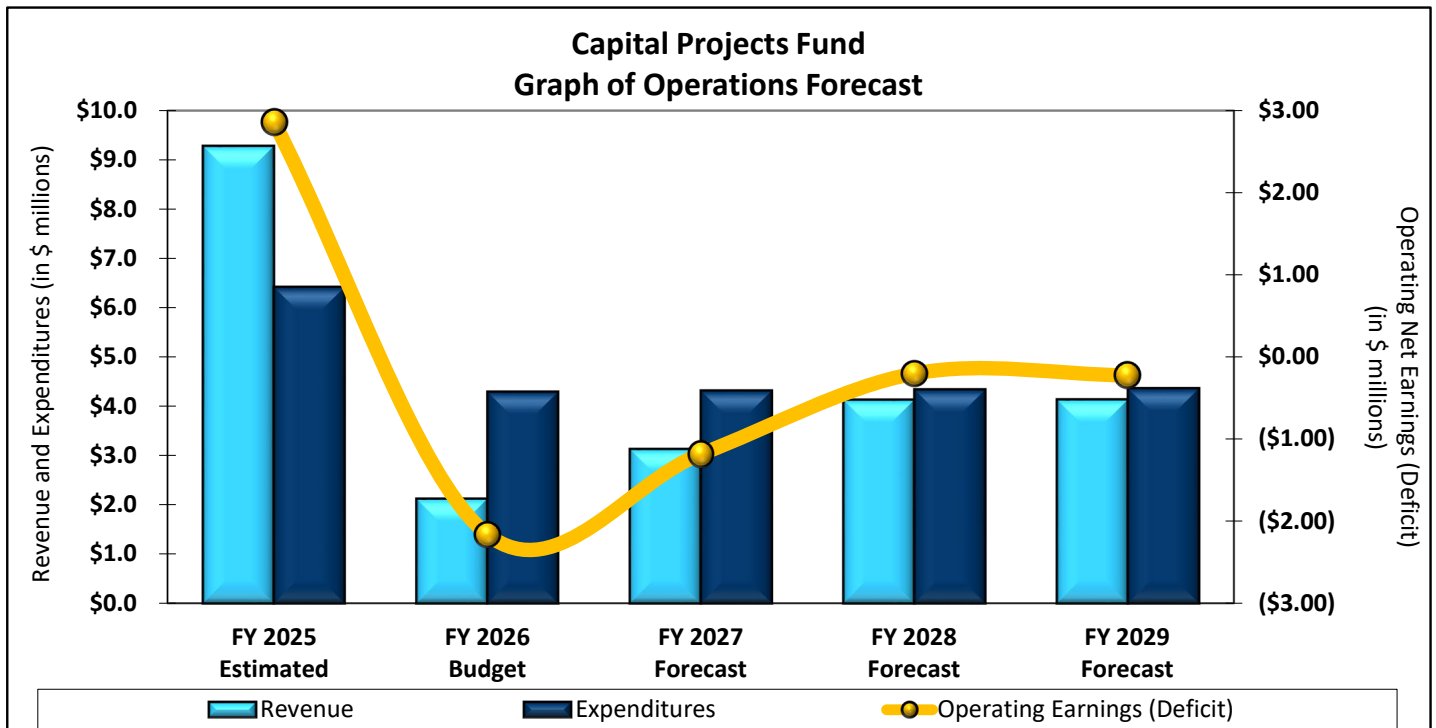
2025–2026 Budgeted Expenditures



LITTLETON PUBLIC SCHOOLS
Littleton, Colorado

CAPITAL PROJECTS FUND
FORECAST OF REVENUES, EXPENDITURES, AND ENDING FUND BALANCE

	2024–2025 Estimated	2025–2026 Budget	2026–2027 Forecast	2027–2028 Forecast	2028–2029 Forecast
Beginning Fund Balance	\$3,944,419	\$6,800,732	\$4,637,358	\$3,453,917	\$3,250,037
Revenue:					
Transfer from General Fund	2,125,000	2,000,000	3,000,000	4,000,000	4,000,000
Transfer from Risk Management Fund	6,700,000	-	-	-	-
Interest income	85,910	93,951	96,769	99,672	102,662
Other revenue	351,400	26,400	26,400	26,400	26,400
Total revenues	9,262,310	2,120,351	3,123,169	4,126,072	4,129,062
Expenditures:					
Facilities projects	4,647,553	2,782,500	2,782,500	2,782,500	2,782,500
Technology projects	594,299	357,000	357,000	357,000	357,002
Bus and vehicle replacements	1,062,063	1,034,225	1,054,910	1,076,008	1,097,528
Capital leases, photocopiers, equipment	102,083	110,000	112,200	114,444	116,733
Total expenditures	6,405,997	4,283,725	4,306,610	4,329,952	4,353,763
Ending Fund Balance	\$6,800,732	\$4,637,358	\$3,453,917	\$3,250,037	\$3,025,336



LITTLETON PUBLIC SCHOOLS

Littleton, Colorado

SPECIAL REVENUE FUNDS

Special revenue funds are governmental funds used to account for specific revenues that are legally restricted to expenditures for specified purposes. The district operates five special revenue funds.

Operations and Technology Fund

The district allocated general operations and maintenance for the district's properties to the Operations and Technology fund beginning in January 2021 after voters approved the Debt-Free Schools Mill Levy in November 2020. It was created solely to account for the majority of the district's day-to-day building operational and maintenance expenditures, including the cost of necessary personnel. New technology purchases and existing technology upgrades are also eligible to occur in this fund. Projects selected for funding are restricted to high-priority needs, which are necessary to ensure safety, security, asset preservation, and the basic operation of schools and facilities within the district. Projects included in this fund are primarily general year-to-year maintenance, remodeling, Americans with Disabilities Act (ADA) compliance projects, and purchases of equipment.

Designated Purpose Grants Fund

This fund is optional under Colorado Revised Statutes. However, based on federal and state reporting requirements, the district has chosen to maintain most federal and state grants in this separate fund.

The Designated Purpose Grants Fund is provided to maintain a separate accounting for fully-funded federal and state grant programs which are restricted as to the type of expenditures for which they may be used and which may have a different fiscal period than that of the district.

Student Athletic, Activities, and Clubs Fund

The Student Athletic, Activities, and Clubs Fund accounts for extracurricular activities at the elementary, middle, and high school levels; intramural athletic programs at the middle level; and Colorado High School Activities Association (CHSAA) programs and district-sponsored activities at the high school level.

The district supports a diverse extracurricular athletic and activity program that enjoys significant participation from students. Athletic and activity involvement is vital to the development of leadership skills and good physical health that enhances student self-esteem and ensures a higher likelihood of academic success.

Nutrition Services Fund

This fund accounts for all the financial activities associated with the district's school nutrition programs. It is a mandatory fund under the Colorado Code of Regulations 301-11-3.03(1).

The Nutrition Services Fund provides meals at all of the schools in the district and participates in the National School Lunch Program (NSLP), the National School Breakfast Program (NSBP), the After-School Snack Program, the Summer Food Service Program (SFSP), and the Healthy School Lunches for All Program.

The district believes that improved nutrition optimizes student performance, and students who eat a well-balanced diet are more likely to learn in the classroom and develop a lifetime of healthy habits. In

LITTLETON PUBLIC SCHOOLS
Littleton, Colorado

SPECIAL REVENUE FUNDS
(continued)

order to promote those beliefs, the district has structured the meal program around the following objectives.

- Provide foods for breakfast and lunch that meet or exceed United States Department of Agriculture (USDA) nutritional standards set for school meals.
- Emphasize whole grains on district menus.
- Improve the nutritional integrity of all programs.
- Increase the focus on marketing the value of the district's program to parents and students.
- Reduce less nutritious a la carte foods and focus on providing popular, kid-friendly meal options at all grade levels.

Extended Day Care Fund

This fund accounts for all the financial activities associated with the operation of the fee-based the before- and after-school (B&A) child care programs currently offered at all of the district's elementary schools. This fund is optional under Colorado Revised Statutes.

- Before- and after-school childcare offers affordable, quality childcare to families for elementary school students. Not only does the program provide full-time childcare during the summer, but participants also benefit from an educational setting rather than a typical childcare center setting.

LITTLETON PUBLIC SCHOOLS

Littleton, Colorado

OPERATIONS AND TECHNOLOGY FUND

The district created this fund in January 2021 after the LPS community passed the Debt-Free Schools Mill Levy on the November 2020 General Election ballot. It primarily account for the day-to-day operational costs of maintaining the district’s facilities. Additionally, the district accounts for capital technology purchases and upgrades in this fund.

Revenues

The voter-approved Debt-Free Schools Mill Levy and any interest income credited to those specific funds are the sole sources of revenues in this fund. Voters approved the mill levy up to an amount of \$12 million, or 6.0 mills, for the first year. The Board can approve up to one additional mill each year, but the total mill cannot exceed 11.0 mills. The amount of property tax revenues received fluctuates annually based on the assessed valuations for both residential and commercial properties within the district’s borders and the number of mills certified by the district. With continued increases in facility maintenance and technology costs, the district is accounting for raising the mill rate from 10.0 mills in 2024–2025 to 11.0 mills in 2025–2026. Both historical assessment trends in LPS borders and property tax collection data are the basis for projections.

Expenditures

Expenditures in this fund primarily represent the routine costs of maintaining and operating district facilities. This includes utilities, general building and grounds care, cleaning costs, and maintenance projects along with the expense of personnel required to provide those essential functions. The district bases annual projections of these types of expenditures on historical information, quotes, and formal bids.

The planning of capital projects included in this fund is an intensive process for the district, as previously discussed. It involves district representatives from operations, maintenance, and construction meeting with principals about their building’s needs. The district adds all identified needs to the capital reserve projects database, which includes extensive details on each facility issue. In order to make project selection as objective as possible, the database list is evaluated and vetted using a priority matrix. This matrix estimates the relative priority among identified facility issues by assessing the significance of each issue in terms of the following.

- Need—safety versus aesthetics
- Urgency—failure expectancy
- Effect—building shutting down versus inconvenience
- Scope—affects an entire school versus a single individual

The highest priority facility issues are the first added to the budgeted projects for the next fiscal year; however, in some instances, other considerations may warrant re-ranking the calculated priority ratings. The district retains the remaining facilities issues in the database for possible inclusion in subsequent budget years.

The building and site improvements budgeted for 2025–2026 do not increase square footage of buildings. Associated maintenance and energy costs for these facility projects have immaterial operating impact.

LITTLETON PUBLIC SCHOOLS

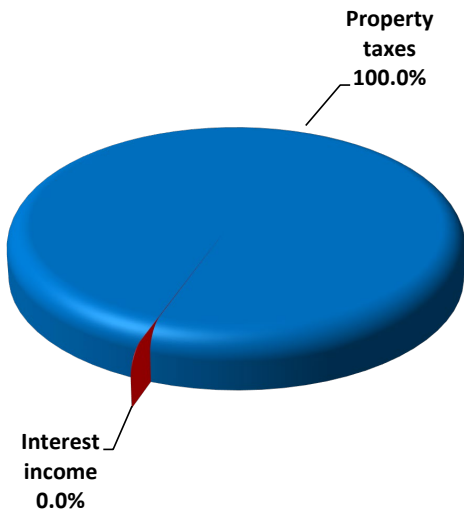
Littleton, Colorado

OPERATIONS AND TECHNOLOGY FUND

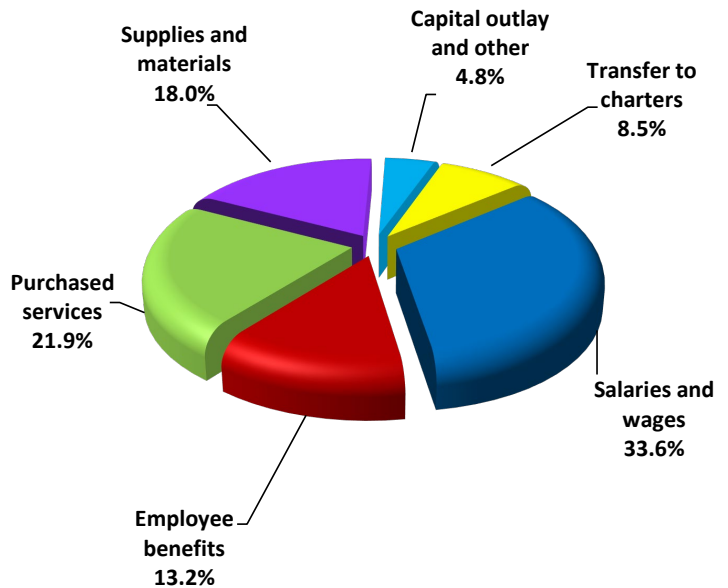
	2021–2022 Actual	2022–2023 Actual	2023–2024 Actual	2024–2025 Budget	2024–2025 Estimated	2025–2026 Budget
Revenues:						
Property taxes	\$14,505,619	\$16,269,544	\$21,950,063	\$25,945,550	\$24,882,549	\$28,739,345
Interest income	11,240	31,397	-	77,837	2,648	10,000
Total revenues	14,516,859	16,300,941	21,950,063	26,023,387	24,885,197	28,749,345
Expenditures:						
Salaries and wages	5,423,752	6,203,562	6,654,089	7,838,988	7,300,254	8,423,068
Employee benefits	2,000,670	2,233,963	2,404,987	3,080,935	2,638,253	3,311,738
Purchased services	2,097,867	3,183,190	4,830,966	3,502,232	5,169,489	5,494,549
Supplies and materials	3,589,045	4,805,301	4,233,186	5,149,709	5,468,761	4,502,922
Capital outlay	337,605	541,924	6,712,614	1,186,400	1,023,471	1,207,500
Other expenditures	11	160	220	200	-	-
Transfer to Charters	1,051,804	1,169,653	1,603,562	1,813,087	1,813,087	2,112,849
Total expenditures	14,500,754	18,137,753	26,439,624	22,571,551	23,413,315 »	25,052,626
Excess of revenues over (under) expenditures	16,105	(1,836,812)	(4,489,561)	3,451,836	1,471,882	3,696,719
Fund balance—beginning	6,369,994	6,386,099	4,549,287	1,302,307	59,726	1,531,608
Restricted fund balance	6,386,099	4,549,287	59,726	4,754,143	1,531,608	5,228,327
Fund balance—ending	\$ 6,386,099	\$4,549,287	\$59,726	\$4,754,143	\$1,531,608	\$5,228,327
Budget Appropriation				\$27,325,694		\$30,280,953

» Includes additional project of Littleton Stadium.

2025–2026 Budgeted Revenues



2025–2026 Budgeted Expenditures



LITTLETON PUBLIC SCHOOLS
Littleton, Colorado

OPERATIONS AND TECHNOLOGY FUND
MAINTENANCE PROJECTS DESCRIPTIONS

The Operations and Technology Fund has \$2,502,000 budgeted for 2025–2026 for facilities projects. The projects were determined from a prioritized list. Descriptions and budgeted amounts of the projects are as follows:

	<u>2025–2026 Budget</u>
Districtwide facilities projects	
Concrete/asphalt repair.....	\$300,000
Exterior door replacement	25,000
ADA modifications.....	120,000
Playground refurbishing and turf repair	30,000
Environmental response	25,000
Tree trimming.....	80,000
Custodial equipment	50,000
Carpet and floor repair	<u>200,000</u>
Subtotal districtwide facilities projects	<u>\$830,000</u>
Facilities projects by site	
Village ECE—rekey building to KABA peaks.....	\$24,000
Village ECE—remodel finishes and fixtures in staff restroom	15,000
East Community Center—add ADA access to the stage	8,000
East Community Center—expand the garden.....	5,000
Ford Elementary—add student bathroom access from room 170	15,000
Ford Elementary—install gate on east side	10,000
Hopkins Elementary—replace playground pea gravel with woodchips	20,000
Hopkins Elementary—add risers to steps of north playground entrance	10,000
Lenski Elementary—replace kalwall panels in building	60,000
Twain Facility—add hot water heater.....	30,000
Wilder Elementary—add fall protection to roof	111,000
Euclid Middle School—replace all classroom dividers	10,000
Euclid Middle School—enclose lock room showers for storage	10,000
Euclid Middle School—install gradient window film in lower level.....	5,000
Euclid Middle School—replace skylights.....	19,000
Goddard Middle School—landscaping around school	6,000
Goddard Middle School—replace blinds in rooms 0339x and 0341x.....	15,000
Goddard Middle School—add fall protection to roof	220,000
Powell Middle School—install irrigation and sod.....	10,000
Powell Middle School—replace doors at south teacher entrance.....	20,000
Arapahoe High School—remodel restrooms in pool entrance	30,000
Arapahoe High School—replace science wing mobile walls	10,000

**LITTLETON PUBLIC SCHOOLS
Littleton, Colorado**

**MAINTENANCE PROJECTS DESCRIPTIONS
(continued)**

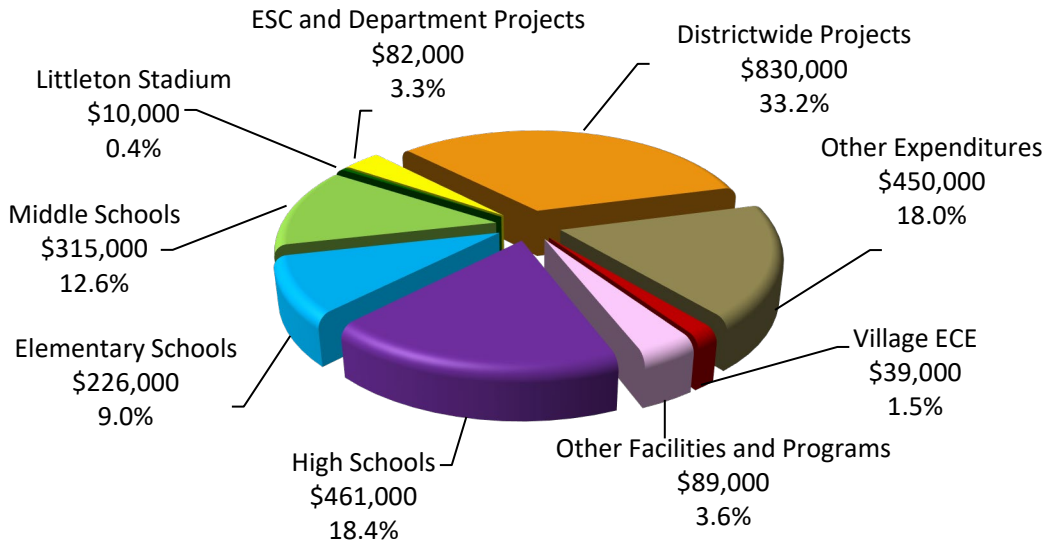
Arapahoe High School—replace baseball outfield fence.....	60,000
Arapahoe High School—pool resurface.....	230,000
EPIC—need ADA operator for west restroom.....	6,000
Heritage High School—refurbish interior elevator	20,000
Heritage High School—replace all pole lights on west side of building	54,000
Heritage High School—reroof above theater	40,000
Littleton High School—exterior door and frame work	17,000
Nutrition Services—screen door replacement at Arapahoe, Powell, and Field ...	20,000
Options—install retractable basketball hoop on north side of gym	40,000
Littleton Stadium—ceiling and drywall repair in press box	10,000
ESC—grounds battery operated equipment	4,000
ESC—painter (parking lot)	18,000
ESC—Hotsy	19,000
ESC—Security/OMC furniture	11,000
ESC—graduation	10,000
Subtotal facilities projects by site	<u>\$1,222,000</u>

Other expenditures

Advanced engineering	50,000
Unanticipated emergency	<u>400,000</u>
Subtotal other expenditures	<u>\$450,000</u>

Total fiscal year 2025–2026 Operations and Technology Fund projects **\$2,502,000**

2025–2026 Facilities Projects



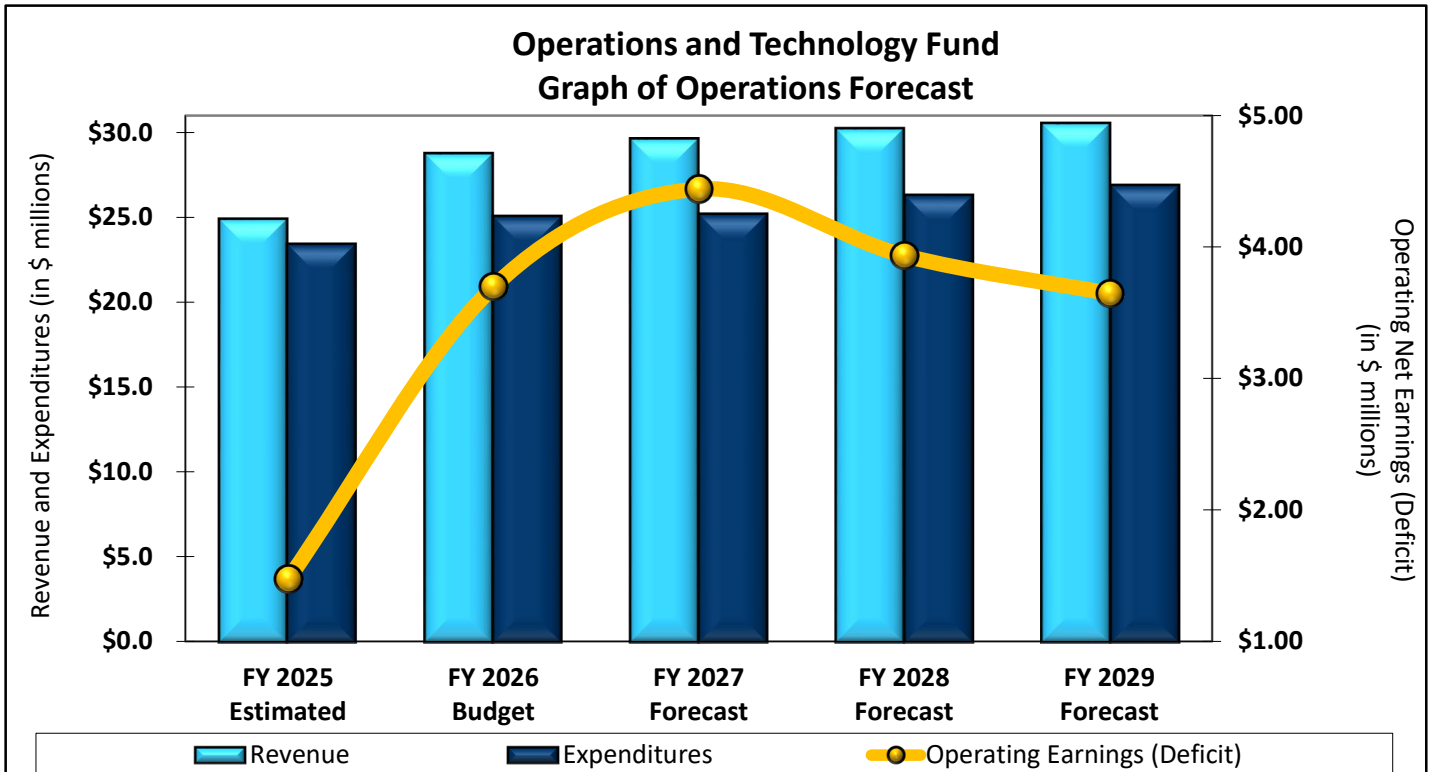
LITTLETON PUBLIC SCHOOLS

Littleton, Colorado

OPERATIONS AND TECHNOLOGY FUND FORECAST OF REVENUES, EXPENDITURES, AND ENDING FUND BALANCE

	2024–2025 Estimated	2025–2026 Budget	2026–2027 Forecast	2027–2028 Forecast	2028–2029 Forecast
Beginning Fund Balance	\$ 59,726	\$1,531,608	\$5,228,327	\$9,669,261	\$13,604,519
Revenue:					
Property taxes	24,882,549	28,739,345	29,607,272	30,199,418	30,501,412
Interest income	2,648	10,000	14,804	15,100	15,251
Total revenues	<u>24,885,197</u>	<u>28,749,345</u>	<u>29,622,076</u>	<u>30,214,518</u>	<u>30,516,663</u>
Expenditures:					
Salaries and wages	7,300,254	8,423,068	8,423,068 ❖	8,423,068 ❖	8,423,068 ❖
Employee benefits	2,638,253	3,311,738	3,427,649	3,547,617	3,671,784
Purchased services	5,169,489	5,454,549	4,105,436	4,940,058	5,286,487
Supplies and materials	5,468,761	4,457,922	4,547,080	4,638,022	4,730,782
Capital outlay	1,023,471	1,207,500	2,500,000	2,500,000	2,500,000
One-time major expenditures	-	85,000	-	-	-
Transfer to Charters	1,813,087	2,112,849	2,177,909	2,230,495	2,258,094
Total expenditures	<u>23,413,315</u>	<u>25,052,626</u>	<u>25,181,142</u>	<u>26,279,260</u>	<u>26,870,215</u>
Ending Fund Balance	<u>\$1,531,608</u>	<u>\$5,228,327</u>	<u>\$9,669,261</u>	<u>\$13,604,519</u>	<u>\$17,250,967</u>

❖ Salary schedule advancement costs have not been included in the forecasting model.



LITTLETON PUBLIC SCHOOLS

Littleton, Colorado

DESIGNATED PURPOSE GRANTS FUND

Grants supplement regular district educational programs. Currently, the district participates in eight state and 16 federal grants. These numbers can, and do, fluctuate throughout the year as new grant options become available or existing grants expire.

Revenues

The district obtains grants from federal and state sources that provide additional and/or alternative funding for school district programs. As grants are received, administration formally accepts them and establishes the accounting records for each.

Expenditures

Expenditures for designated purpose grants must be made in accordance with the conditions of each specific grant.

The Every Student Succeeds Act of 2015 (ESSA) is a consolidated grant that consists primarily of the Title I Basic Programs, the goal of which is to have students achieving proficiency in reading and math within 12 years, and the Title II-A Improving Teacher Quality, which focuses on preparing, training, and recruiting high-quality teachers. The 2025–2026 General Fund budget includes Title I grant expenditures for school wide grants for Centennial, Field, and Little Raven elementary schools.

Larger federal grants received by the district include the Individuals with Disabilities Education Act (IDEA), which provides funding for special education and the Carl Perkins grant, which provides funding for high school vocational education students. Colorado READ Act, a state grant, provides summer school, with both academic and enrichment opportunities, to students exiting Grades K–3 who have not yet mastered grade level expectations. Other state grants include the Early Literacy grant and the School to Work Alliance Program. The table below illustrates actual, estimated, and budget expenditures.

Grant Title	2021–2022 Actual	2022–2023 Actual	2023–2024 Actual	2024–2025 Budget	2024–2025 Estimated	2025–2026 Budget
ESSA	\$583,792	\$495,607	\$397,778	\$715,769	\$421,921	\$731,509
IDEA	3,029,750	3,187,832	3,002,476	2,937,814	3,151,669	3,067,360
Carl Perkins Career and Technical Education	80,114	74,951	86,022	80,000	406,703	203,000
Head Start	25,406	–	–	–	–	–
Elementary and Secondary School Emergency Relief (ESSER) Fund I, II, and III*	624,984	1,877,330	1,255,776	135,000	196,925	–
Other federal grants	2,187,952	2,494,211	1,486,602	2,426,207	1,696,970	2,010,096
Colorado READ Act	271,848	266,037	211,639	200,000	221,644	200,000
Other state grants	911,451	900,135	836,097	1,336,496	946,928	1,533,117
Totals	\$7,715,297	\$9,296,103	\$7,276,390	\$7,831,286	\$7,042,760	\$7,745,082

* The district received \$7.5 million in Coronavirus Relief Fund (CRF) dollars and spent \$5.4 million in 2019–2020 and \$2.1 million in 2020–2021. The district received \$5.0 million of the Elementary and Secondary School Emergency Relief (ESSER) Fund dollars. Based on ESSA income criteria, ESSER I funds were shared with participating non-public schools located within the district's boundaries. ESSER funds totaling \$1.4 million were spent during 2020–2021. The district spent \$0.6 million ESSER funds in 2021–2022 and spent \$1.9 million during 2022–2023. There was \$1.3 million spent in 2023–2024, and the remainder was spent in 2024–2025.

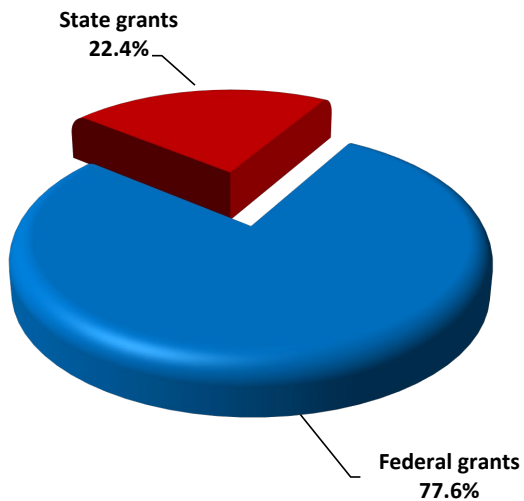
LITTLETON PUBLIC SCHOOLS

Littleton, Colorado

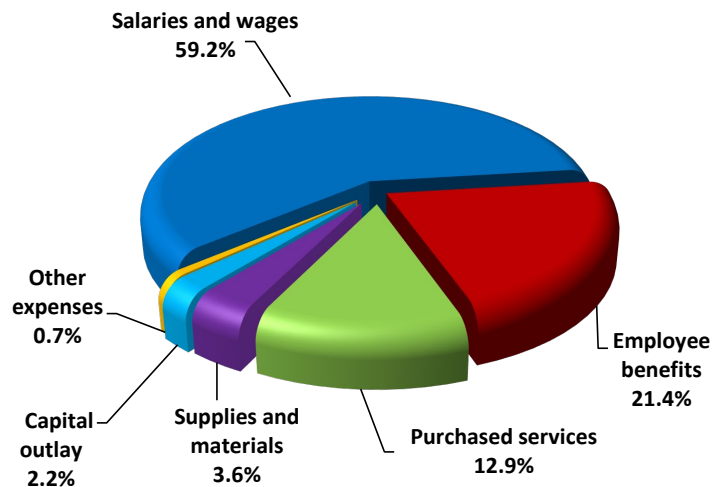
DESIGNATED PURPOSE GRANTS FUND

	2021–2022 Actual	2022–2023 Actual	2023–2024 Actual	2024–2025 Budget	2024–2025 Estimated	2025–2026 Budget
Revenues:						
Federal grants	\$6,531,998	\$8,129,930	\$6,228,653	\$6,294,790	\$5,940,499	\$6,011,965
State grants	1,183,299	1,166,173	1,047,737	1,536,496	1,102,261	1,733,117
Total revenues	7,715,297	9,296,103	7,276,390	7,831,286	7,042,760	7,745,082
Expenditures:						
Salaries and wages	3,958,891	4,601,502	3,962,685	4,533,310	4,001,687	4,583,115
Employee benefits	1,448,773	1,597,409	1,398,103	1,717,470	1,486,636	1,659,882
Purchased services	1,331,897	2,156,981	1,457,823	1,080,572	861,329	999,542
Supplies and materials	465,811	467,395	205,839	195,388	236,329	275,043
Capital outlay	449,526	393,589	181,200	260,546	456,071	171,100
Other expenditures	60,399	79,227	70,740	44,000	708	56,400
Total expenditures	7,715,297	9,296,103	7,276,390	7,831,286	7,042,760	7,745,082
Excess of revenues over (under) expenditures	-	-	-	-	-	-
Fund balance—beginning	-	-	-	-	-	-
Fund balance—ending	\$ -	\$ -	\$ -	\$ -	\$ -	\$ -
Budget Appropriation				\$7,831,286		\$7,745,082

2025–2026 Budgeted Revenues



2025–2026 Budgeted Expenditures



LITTLETON PUBLIC SCHOOLS

Littleton, Colorado

STUDENT ATHLETIC, ACTIVITIES, AND CLUBS FUND

Revenues

This fund receives revenue from the General Fund, pupil participation fees, gate receipts, and other fundraising activities. In 2025–2026, the General Fund provides 57.4 percent of the funding via a transfer.

Expenditures

Expenditures provide salaries, benefits, uniforms, supplies, and transportation to the following athletic programs and activities.

Middle School

Intramural athletic programs include:

- Basketball
- Track
- Volleyball
- Wrestling

Activities and clubs include:

- Assemblies
- Band/Orchestra
- Class activities
- TSA
- Student awards
- Student council
- Vocal music
- NJHS

High School

CHSAA programs include:

- Baseball
- Basketball
- Cross country
- Field hockey
- Football
- Golf
- Gymnastics
- Ice hockey
- Lacrosse
- Soccer
- Softball
- Spirit teams
- Swimming
- Tennis
- Track
- Volleyball
- Wrestling

Activities and clubs include:

- Band/Orchestra
- Chorus
- Class activities
- Drama
- Forensics
- TSA
- DECA
- NHS
- Jazz band
- Newspaper
- Student council
- Yearbook
- FCCLA
- FBLA
- Key Club
- Amnesty International



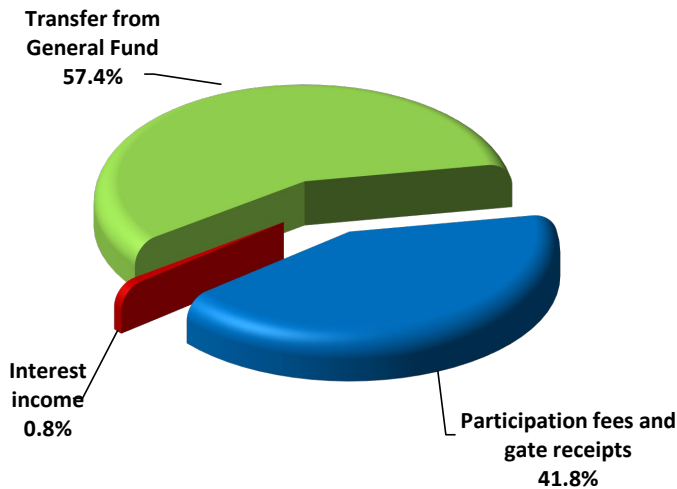
LITTLETON PUBLIC SCHOOLS

Littleton, Colorado

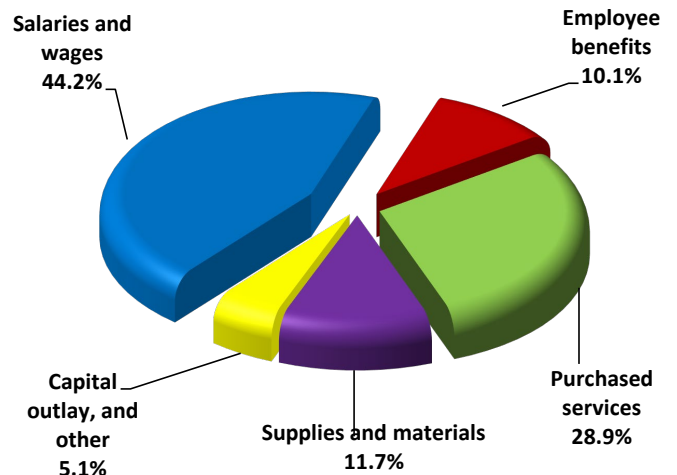
STUDENT ATHLETIC, ACTIVITIES, AND CLUBS FUND

	2021–2022 Actual	2022–2023 Actual	2023–2024 Actual	2024–2025 Budget	2024–2025 Estimated	2025–2026 Budget
Revenues:						
Local sources, fees, and gate receipts:						
Elementary schools	\$40,924	\$45,450	\$28,665	\$30,810	\$25,353	\$33,700
Middle schools	169,851	171,017	155,491	101,465	137,843	141,625
High schools	2,354,779	2,230,891	2,165,064	1,815,934	1,918,086	1,832,797
Interest income	2,898	56,994	55,696	63,058	49,215	41,842
Transfer from General Fund	2,006,123	2,112,194	1,835,239	1,954,450	1,954,450	2,757,176
Total revenues	4,574,575	4,616,546	4,240,155	3,965,717	4,084,947	4,807,140
Expenditures:						
Salaries and wages	1,899,656	2,029,211	2,073,506	2,403,526	2,104,060	2,123,678
Employee benefits	419,069	459,710	473,196	398,162	469,553	484,633
Purchased services	1,211,928	1,285,509	1,417,185	480,767	1,186,754	1,388,859
Supplies and materials	560,297	674,881	564,714	626,727	497,951	564,931
Capital outlay	56,961	158,167	121,113	5,000	61,014	124,714
Other expenditures	95,537	102,122	121,238	51,535	111,582	120,325
Total expenditures	4,243,448	4,709,600	4,770,952	3,965,717	4,430,914	4,807,140
Excess of revenues over (under) expenditures	331,127	(93,054)	(530,797)	-	(345,967)	-
Fund balance—beginning	984,243	1,315,370	1,222,316	917,103	917,103	571,136
Committed fund balance	1,315,370	1,222,316	691,519	917,103	571,136	571,136
Fund balance—ending	\$1,315,370	\$1,222,316	\$691,519	\$917,103	\$571,136	\$571,136
Budget Appropriation				\$4,882,820		\$5,378,276

2025–2026 Budgeted Revenue



2025–2026 Budgeted Expenditures



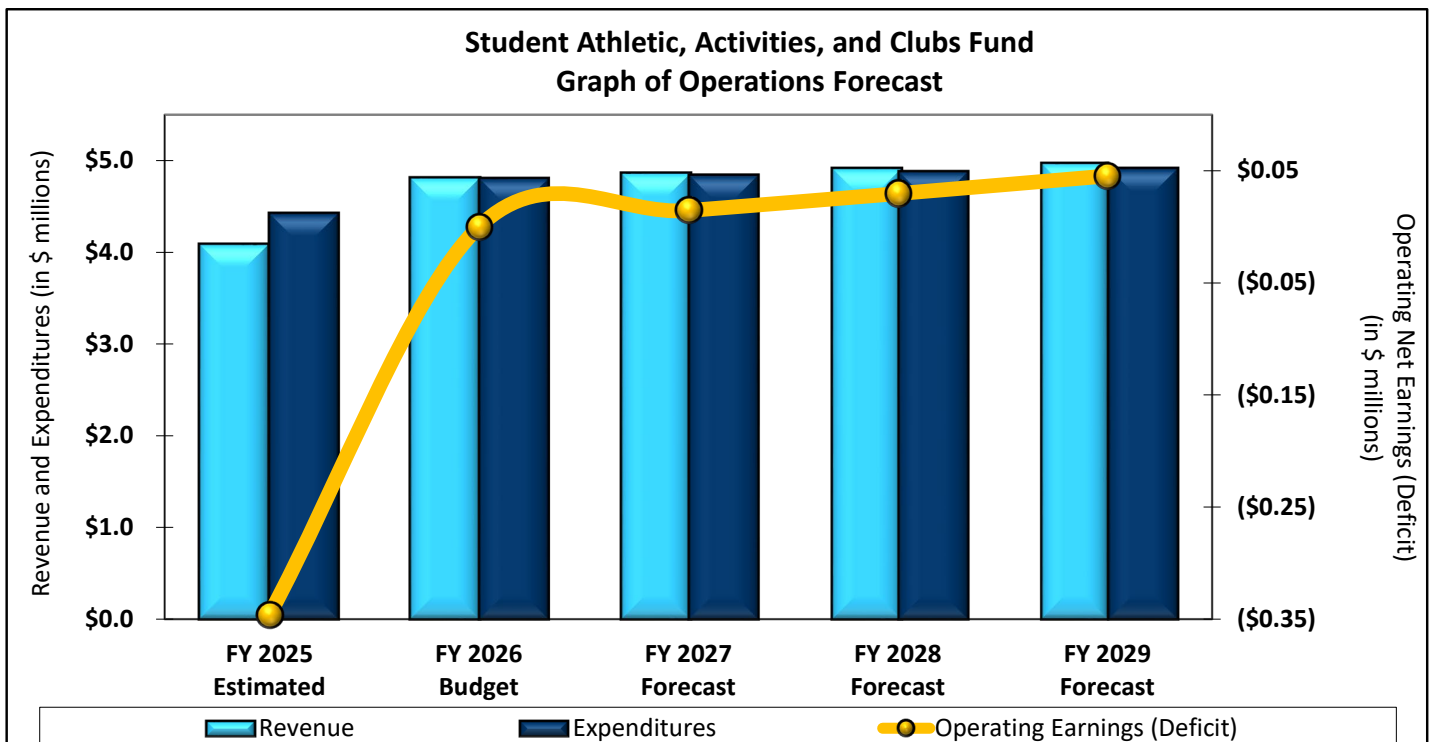
LITTLETON PUBLIC SCHOOLS

Littleton, Colorado

STUDENT ATHLETIC, ACTIVITIES, AND CLUBS FUND FORECAST OF REVENUES, EXPENDITURES, AND ENDING FUND BALANCE

	2024–2025 <u>Estimated</u>	2025–2026 <u>Budget</u>	2026–2027 <u>Forecast</u>	2027–2028 <u>Forecast</u>	2028–2029 <u>Forecast</u>
Beginning Fund Balance	\$917,103	\$571,136	\$571,136	\$585,648	\$615,288
Revenue:					
Local sources, fees, and gate receipts:					
Elementary schools	25,353	33,700	34,542	35,405	36,290
Middle schools	137,843	141,625	145,166	148,795	152,514
High schools	1,918,086	1,832,797	1,878,616	1,925,581	1,973,720
Interest income	49,215	41,842	42,679	43,533	44,404
Transfers from other funds	1,954,450	2,757,176	2,757,176	2,757,176	2,757,176
Total revenues	<u>4,084,947</u>	<u>4,807,140</u>	<u>4,858,179</u>	<u>4,910,490</u>	<u>4,964,104</u>
Expenditures:					
Salaries and wages	2,104,060	2,123,678	2,123,678 ❖	2,123,678 ❖	2,123,678 ❖
Employee benefits	469,553	484,633	499,172	514,147	529,571
Purchased services	1,186,754	1,388,859	1,402,748	1,416,775	1,430,943
Supplies and materials	497,951	564,931	570,580	576,286	582,049
Capital outlay	61,014	124,714	125,961	127,221	128,493
Other expenditures	111,582	120,325	121,528	122,743	123,970
Total expenditures	<u>4,430,914</u>	<u>4,807,140</u>	<u>4,843,667</u>	<u>4,880,850</u>	<u>4,918,704</u>
Ending Fund Balance	<u>\$571,136</u>	<u>\$571,136</u>	<u>\$585,648</u>	<u>\$615,288</u>	<u>\$660,688</u>

❖ Salary schedule advancement costs have not been included in the forecasting model.



LITTLETON PUBLIC SCHOOLS

Littleton, Colorado

NUTRITION SERVICES FUND

The Nutrition Services Fund operates financially on a self-supporting basis. A primary consideration in its operation is adherence to the current dietary guidelines updated in response to the Healthy, Hunger-Free Kids Act of 2010. The focus of the guidelines includes the following.

- Provide meals developed to meet predetermined calorie ranges for each age/grade group.
- Provide both fruits and vegetables in all lunch meals.
- Provide foods rich in whole grains.
- Reduce sodium levels in all meals.

Preschool Through Grade 12			
Fiscal Year	Total Number of Students	Students Eligible for Free and Reduced Meals	Percent Free and Reduced
2020–2021	14,132	2,619	18.53%
2021–2022	13,698	1,504	10.98%
2022–2023	13,450	2,075	15.43%
2023–2024	13,251	2,970	22.41%
2024–2025	13,110	3,092	23.59%

Source: <http://www.cde.state.co.us/cdereval/pupilcurrent>

Beginning in the 2023–2024 school year, LPS opted into Healthy School Meals for All (HSMFA), allowing all students to eat meals at no cost. In an effort to ensure all students have a healthy meal throughout the day, all LPS schools offer breakfast and lunch. The state of Colorado, Office of School Nutrition, also began using

Medicaid data in their direct certification process. This allowed more families to be directly certified and increased the district’s percentage of students qualified for free and reduced meals, as shown in the chart above.

Revenues

Revenue is generated from student reimbursement and adult meal sales as well as from sales of individual a la carte items; prices may change based on cost changes from suppliers. Additionally, Nutrition Services participates in the federal commodities program. Federal programs include breakfast, snacks, lunch, and summer meals. With the implementation of Healthy School Meals for All, revenue has shifted from local sales to the state of Colorado picking up the difference between the federal reimbursement rate of free meals and paid meals. HSMFA only covers the cost of a student to receive a reimbursable meal at breakfast and lunch. The cost of milk or adult meals is listed below.

Expenditures

The Nutrition Services Fund revenue completely covers the expenses of the fund, including expenditures for providing meals, warehousing costs, salaries, and benefits.

2025–2026 Meal Prices		
Age Groups	Breakfast Price	Lunch Price
Adult	N/A	5.25
Milk only	0.90	0.90

Expenditures for 2025–2026 do include the final capital outlay for equipment for the production kitchen at the Twain Facility.

LITTLETON PUBLIC SCHOOLS

Littleton, Colorado

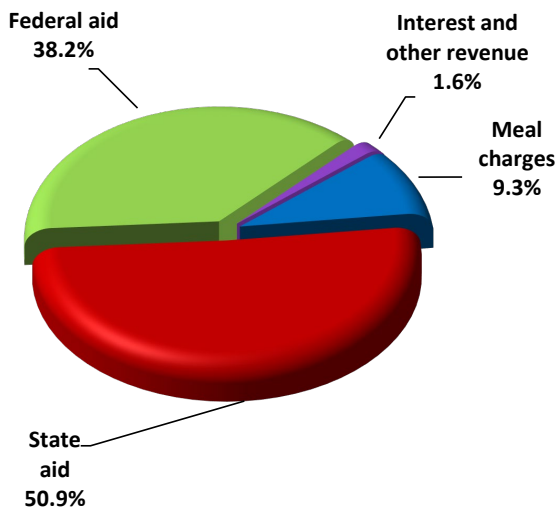
NUTRITION SERVICES FUND

	2021–2022 Actual	2022–2023 Actual	2023–2024 Actual	2024–2025 Budget	2024–2025 Estimated	2025–2026 Budget
Revenues:						
Meal charges	\$577,859 ‡	\$2,773,808	\$572,833	\$690,000	\$583,673	\$617,500
Federal aid	5,402,385 ‡	2,040,736	2,426,995	2,050,343	2,381,031	2,550,581
State aid	31,116	50,422	3,046,918 *	3,215,126	3,085,591	3,392,967
Interest income	4,997	124,050	164,406	100,000	133,685	100,000
Other revenue	24,396	9,782	15,731	15,000	14,342	10,000
Total revenues	6,040,753	4,998,798	6,226,883	6,070,469	6,198,322	6,671,048
Expenditures:						
Salaries and wages	1,637,109	1,732,369	2,125,687	2,440,471	2,019,576	2,820,060
Employee benefits	656,762	674,268	837,639	989,139	941,726	1,123,210
Purchased services	234,613	225,769	291,784	284,600	256,188	395,830
Supplies and materials	84,517	16,479	434,919	187,650	94,431	254,402
Food	1,649,866	1,078,389	1,904,845	1,750,000	1,540,000	1,613,667
Donated commodities	320,929	309,028	322,765	291,966	362,186	400,000
Capital outlay	40,508	1,715	40,008	902,000	902,700	355,000
Other expenditures	1,923	2,131	2,240	2,400	2,500	2,500
Total expenditures	4,626,227	4,040,148	5,959,887	6,848,226	6,119,307	6,964,669
Excess of revenues over (under) expenditures	1,414,526	958,650	266,996	(777,757)	79,015	(293,621)
Fund balance—beginning	1,471,483	2,886,009	3,844,659	4,516,374	4,111,655	4,190,670
Restricted fund balance	2,886,009	3,844,659	4,111,655	3,738,617	4,190,670	3,897,049
Fund balance—ending	\$2,886,009	\$3,844,659	\$4,111,655	\$3,738,617	\$4,190,670	\$3,897,049
Budget Appropriation				\$10,586,843		\$10,861,718

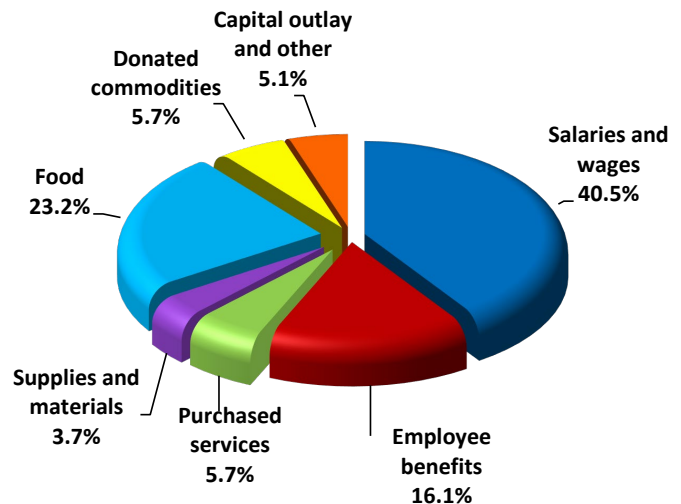
‡ Due to COVID-19 pandemic the federal government offered waivers in fiscal years 2020–2021 and 2021–2022 allowing the district to provide free meals for all enrolled students. The waivers expired in 2022–2023 affecting funding from both Federal Aid and meals.

* In November 2022, Proposition FF, Healthy School Meals for All, was passed allowing reimbursement from the state.

2025–2026 Budgeted Revenue



2025–2026 Budgeted Expenditures

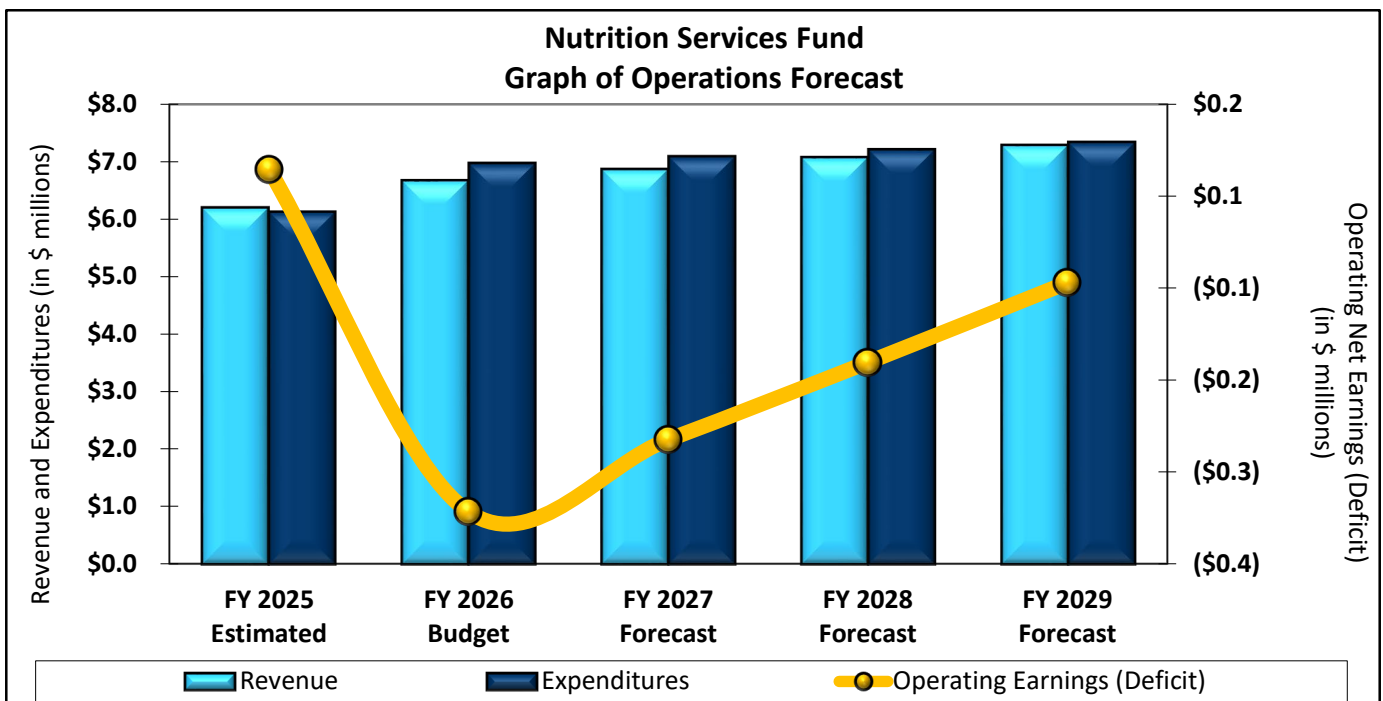


LITTLETON PUBLIC SCHOOLS
Littleton, Colorado

NUTRITION SERVICES FUND
FORECAST OF REVENUES, EXPENDITURES, AND ENDING FUND BALANCE

	2024–2025 Estimated	2025–2026 Budget	2026–2027 Forecast	2027–2028 Forecast	2028–2029 Forecast
Beginning Fund Balance	\$4,111,655	\$4,190,670	\$3,897,049	\$3,682,108	\$3,551,297
Revenue:					
Meal charges	583,673	617,500	636,025	655,106	674,759
Federal aid	2,381,031	2,550,581	2,627,098	2,705,911	2,787,088
State aid	3,085,591	3,392,967	3,494,756	3,599,599	3,707,587
Interest income	133,685	100,000	100,000	103,000	106,090
Other revenue	14,342	10,000	10,150	10,302	10,457
Total revenues	6,198,322	6,671,048	6,868,029	7,073,918	7,285,981
Expenditures:					
Salaries and wages	2,019,576	2,820,060	2,820,060 ❖	2,820,060 ❖	2,820,060 ❖
Employee benefits	941,726	1,123,210	1,156,906	1,191,613	1,227,361
Purchased services	256,188	395,830	407,705	419,936	432,534
Supplies and materials	94,431	254,402	262,034	269,895	277,992
Food	1,540,000	1,613,667	1,662,077	1,711,939	1,763,297
Donated commodities	362,186	400,000	406,000	412,090	418,271
Capital outlay	902,700	355,000	365,650	376,620	387,919
Other expenditures	2,500	2,500	2,538	2,576	2,615
Total expenditures	6,119,307	6,964,669	7,082,970	7,204,729	7,330,049
Ending Fund Balance	\$4,190,670	\$3,897,049	\$3,682,108	\$3,551,297	\$3,507,229

❖ Salary schedule advancement costs have not been included in the forecasting model.



LITTLETON PUBLIC SCHOOLS

Littleton, Colorado

EXTENDED DAY CARE PROGRAM FUND

The programs offered through the Extended Day Care Program Fund provide parents and guardians with safe, educational, and constructive before- and after-school activities for students from preschool through Grade 5 by promoting physical, emotional, and intellectual development opportunities for participants. The programs provide homework assistance, assist in the development of communications skills and cognitive reasoning, contribute to science and technology programs, and furnish both indoor and outdoor recreational activities and field trips. Changes in the needs of the individual schools' communities cause schools to adjust program offerings accordingly each fiscal year.

In April 2022, the governor of Colorado signed legislation that allows four-year-olds access to 10 hours per week of tuition-free preschool, public or private. The Universal Preschool (UPK) program, launched in 2023–2024, shifted state funded preschool activities into the General Fund. Additional preschool hours funded by the students' families directly and follow the instructional guidelines of the UPK program also shifted into the General Fund. However, The Village for Early Childhood Education offers an extra day of care that falls outside of the UPK program along with before- and after-school care for the district's youngest students. The district accounts for that portion of their services in this fund.

2024–2025 Programs by Location	
School	Before- and After-School
Centennial	✓
Field	✓
Ford	✓
Gaskill	✓
Hopkins	✓
Lenski	✓
Little Raven	✓
Runyon	✓
Sandburg	✓
Wilder	✓
The Village ECE	✓

Revenues

The primary revenue source for this fund is user fees. Rates for most programs and service options are standardized. The chart below illustrates what parents can expect to pay for the service options they decide to utilize.

Approximate Rates for 2024–2025						
	Before School	After School	Both Before- and After-School	All day (nonstudent days and summer)	The Village ECE	
					PEP Preschool Extra Day Per Week	PEP Before- or After-School
Daily	\$8.00	\$24.00	\$32.00	\$51.00	\$62.50	\$10.00
Weekly	\$40.00	\$120.00	\$160.00	\$255.00	\$62.50	\$10.00
Monthly	–	–	–	–	\$250.00	\$40.00

Expenditures

Extended day care revenues primarily cover direct program expenditures including the salaries and benefits of employees, supplies to maintain the programs, field trips for program participants, and any required state and county licensing fees. Additionally, approximately \$269,520 of indirect costs are expressed as a transfer to the General Fund. Indirect costs help cover administrative and operational expenses associated with maintaining the buildings in which the programs operate.

LITTLETON PUBLIC SCHOOLS

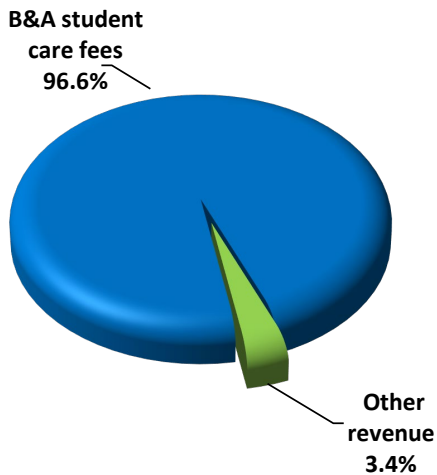
Littleton, Colorado

EXTENDED DAY CARE PROGRAM FUND

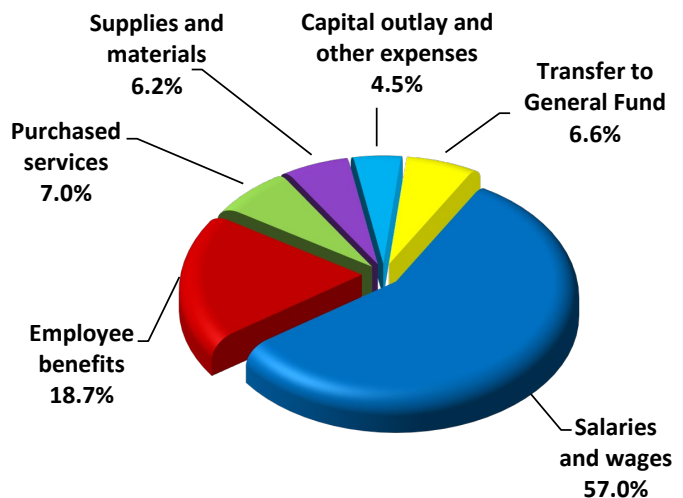
	2021–2022	2022–2023	2023–2024	2024–2025	2024–2025	2025–2026
	Actual	Actual	Actual	Budget	Estimated	Budget
Revenues:						
PreK student care fees	\$950,990	\$876,662	\$ -	\$ -	\$ -	\$ -
B&A student care fees	2,810,148	3,011,701	3,639,600	4,450,415	4,131,432	3,921,507
Interest income	6,781	142,798	179,445	166,890	157,892	137,253
Gifts to schools	9,419	532,882	16,855	-	-	-
Other revenue	87	77	2,279	-	-	-
Total revenues	3,777,425	4,564,120	3,838,179	4,617,305	4,289,324	4,058,760
Expenditures:						
Salaries and wages	1,765,834	2,271,295	2,543,588	2,618,496	2,138,730	2,311,407
Employee benefits	586,440	731,130	819,029	803,610	693,918	758,495
Purchased services	161,131	196,333	244,611	307,264	263,564	285,558
Supplies and materials	50,875	134,078	209,291	370,285	144,112	249,401
Capital outlay	20,644	352,188	295,665	3,000	10,872	-
Other expenditures	(80,186)	20,165	48,020	203,774	51,663	184,379
Transfer to General Fund	263,995	271,990	254,772	310,876	289,200	269,520
Total expenditures	2,768,733	3,977,179	4,414,976	4,617,305	3,592,059	4,058,760
Excess of revenues over (under) expenditures	1,008,692	586,941	(576,797)	-	697,265	-
Fund balance—beginning	1,563,081	2,571,773	3,158,714	2,836,543	2,581,917	3,279,182
Committed fund balance	2,571,773	3,158,714	2,581,917	2,836,543	3,279,182	3,279,182
Fund balance—ending	\$2,571,773	\$3,158,714	\$2,581,917	\$2,836,543	\$3,279,182	\$3,279,182
Budget Appropriation				\$7,453,848		\$7,337,942

» Preschool activities were shifted to the General Fund after implementation of UPK.

2025–2026 Budgeted Revenue



2025–2026 Budgeted Expenditures



LITTLETON PUBLIC SCHOOLS

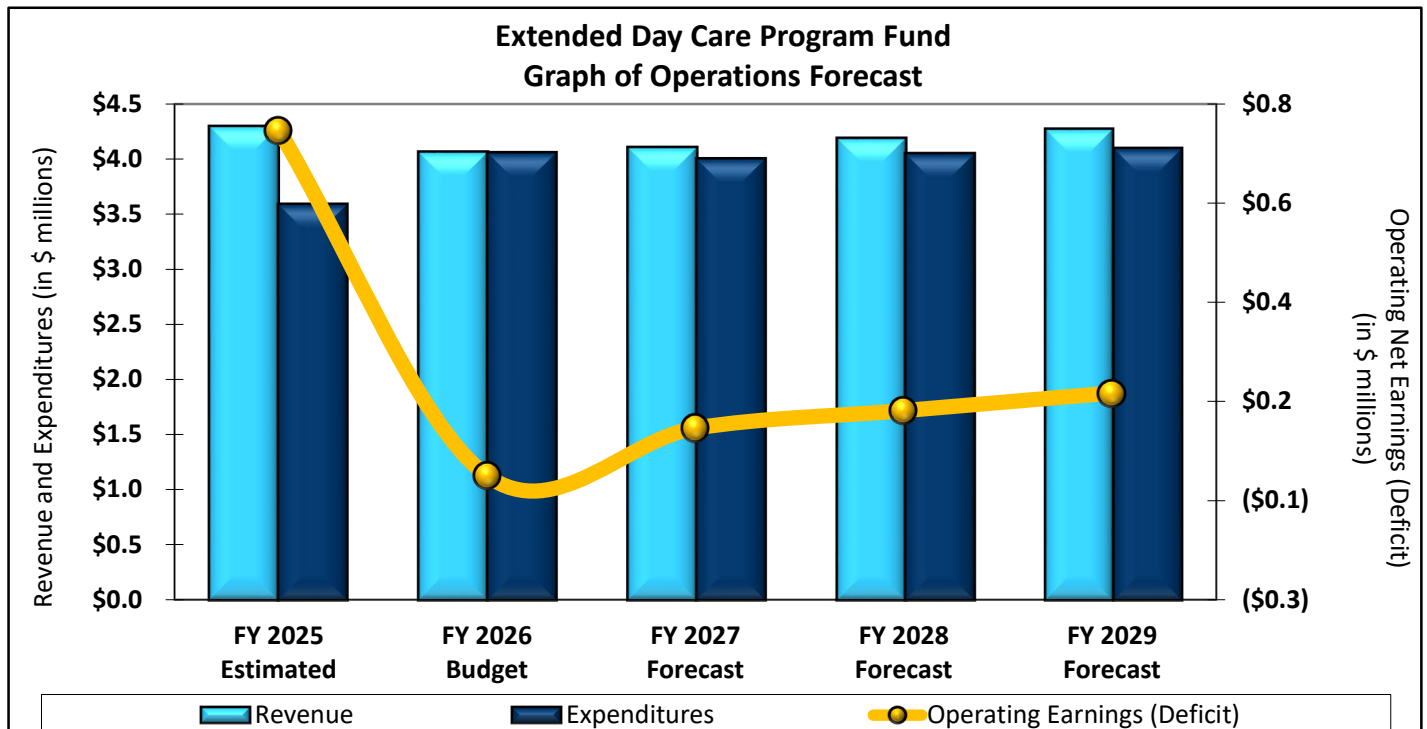
Littleton, Colorado

EXTENDED DAY CARE PROGRAM FUND

FORECAST OF REVENUES, EXPENDITURES, AND ENDING FUND BALANCE

	2024–2025 Estimated	2025–2026 Budget	2026–2027 Forecast	2027–2028 Forecast	2028–2029 Forecast
Beginning Fund Balance	\$2,581,917	\$3,279,182	\$3,279,182	\$3,375,388	\$3,506,935
Revenue:					
B&A student care fees	4,131,432	3,921,507	4,019,545	4,120,033	4,223,034
Interest income	157,892	137,253	80,391	61,800	42,230
Total revenues	<u>4,289,324</u>	<u>4,058,760</u>	<u>4,099,936</u>	<u>4,181,833</u>	<u>4,265,264</u>
Expenditures:					
Salaries and wages	2,138,730	2,311,407	2,311,407 ❖	2,311,407 ❖	2,311,407 ❖
Employee benefits	693,918	758,495	781,250	804,688	828,829
Purchased services	263,564	285,558	294,125	302,949	312,037
Supplies and materials	144,112	249,401	148,435	152,888	157,475
Capital outlay	10,872	-	-	-	-
Other expenditures	51,663	184,379	187,145	189,952	192,801
Transfers out	289,200	269,520	281,368	288,402	295,612
Total expenditures	<u>3,592,059</u>	<u>4,058,760</u>	<u>4,003,730</u>	<u>4,050,286</u>	<u>4,098,161</u>
Ending Fund Balance	<u>\$3,279,182</u>	<u>\$3,279,182</u>	<u>\$3,375,388</u>	<u>\$3,506,935</u>	<u>\$3,674,038</u>

❖ Salary schedule advancement costs have not been included in the forecasting model.





FINANCIAL SECTION COMPONENT UNITS

THIS PAGE LEFT BLANK
INTENTIONALLY FOR
PRESENTATION PURPOSES

LITTLETON PUBLIC SCHOOLS

Littleton, Colorado

CHARTER SCHOOLS

Overview

Charter schools in Colorado are authorized by Colorado Revised Statutes 22-30.5-101 et. seq. (referred to as the “Charter Schools Act”). Each of the district’s two charter schools are organized as not-for-profit organizations with their own governing boards of directors. The charter schools are accounted for as component units of the district, evidenced by the fact that the schools are financially dependent on the district but are largely independent entities. The district includes the per-pupil funding for the number of charter school students in its General Fund budgeted revenue, and budgets the same funding amount, which is provided to the charter schools for their operating costs, as an expenditure.

Both charter schools have adopted the mission statement, “To provide, within the Littleton community, a content-rich, academically rigorous education with a well-defined, sequential curriculum in a safe, orderly, and caring environment.”

Littleton Academy

Littleton Academy was created in the 1996–1997 school year to provide a new choice for education, emphasizing the Core Knowledge curriculum. Enrollment is open by application for pupils in Grades K–8 who seek a more traditional educational experience.

Funding for Littleton Academy is based on an annual agreement between Littleton Academy and the district, which calls for the district to provide full funding of the district’s per-pupil funding. Additionally, \$411,850 is provided representing Littleton Academy’s share of the mill levy override elections’ funding and another \$999,439 is provided as the school’s share of the Debt-Free Schools Mill Levy funding for the school’s operations and technology needs. The charter school agreement includes a provision for the school to pay for certain district central administration, including limited special education services and administration central support costs.

Littleton Preparatory

Littleton Preparatory Charter School was created in the 1998–1999 school year to provide an educational choice for students and parents utilizing the direct instruction model. Enrollment is open by application for pupils in Grades K–8. Student mastery of the core academic subjects and then advancement to more challenging material is central to the concept of Littleton Preparatory.

Funding for Littleton Preparatory is based on an annual agreement for full district per-pupil funding, plus \$434,898 representing its share of the mill levy override elections’ funding. The school also receives an additional \$1,113,410 of the Debt-Free Schools Mill Levy funding for the school’s operations and technology needs. The annual agreement also provides for payment by the charter school to the district for certain central administration including limited special education services and administration support costs.

LITTLETON PUBLIC SCHOOLS
Littleton, Colorado

COMPONENT UNITS—CHARTER SCHOOLS
ALL FUNDS SUMMARY

	2021–2022 Actual	2022–2023 Actual	2023–2024 Actual	2024–2025 Budget	2025–2026 Budget
Beginning fund balance	\$4,589,215	\$5,190,782	\$5,525,474	\$5,525,474	\$6,471,553
Revenues:					
Per-pupil funding	8,387,590	8,667,787	9,588,524	10,238,414	10,628,962
Override election funding	1,020,911	1,140,199	1,134,875	1,012,866	846,748
Debt-free schools mill levy	1,051,804	1,169,653	1,603,562	1,813,087	2,112,849
State capital construction grant	295,050	349,498	375,206	367,036	353,539
Universal preschool revenue	-	-	-	-	160,000
Kindergarten and preschool fees	157,138	189,697	112,778	160,000	100,000
Gifts to schools	128,928	80,532	64,339	45,853	14,543
Interest income	14,215	213,046	347,562	150,000	378,680
Book fees	53,249	50,630	51,426	44,000	45,000
Instructional materials fees	58,125	62,931	57,988	57,235	61,280
Grocery certificates	6,246	4,914	4,846	4,800	5,000
Other income	288,988	380,389	491,968	34,630	66,715
Total revenues	<u>11,462,244</u>	<u>12,309,276</u>	<u>13,833,074</u>	<u>13,927,921</u>	<u>14,773,316</u>
Total available	<u>\$16,051,459</u>	<u>\$17,500,058</u>	<u>\$19,358,548</u>	<u>\$19,453,395</u>	<u>\$21,244,869</u>
Expenditures:					
Salaries	\$6,086,291	\$6,554,946	\$7,101,810	\$7,681,363	\$8,344,157
Employee benefits	2,033,587	2,171,244	2,362,663	2,658,929	2,861,407
Purchased services	1,652,608	1,793,497	2,057,292	1,937,882	1,808,430
District services	570,212	590,455	678,902	568,279	676,809
Supplies and materials	366,458	706,197	573,806	518,616	410,526
Capital outlay	136,884	139,676	92,869	249,163	207,651
Other expenditures	14,637	18,569	19,653	12,750	700
Total expenditures	<u>10,860,677</u>	<u>11,974,584</u>	<u>12,886,995</u>	<u>13,626,982</u>	<u>14,309,680</u>
Fund balances					
Restricted fund balance	1,197,660	1,298,520	1,855,029	1,626,904	2,294,937
Assigned fund balance	882,058	805,555	876,138	777,794	876,138
Unassigned fund balance	3,111,064	3,421,399	3,740,386	3,421,715	3,764,114
Ending fund balance	<u>\$5,190,782</u>	<u>\$5,525,474</u>	<u>\$6,471,553</u>	<u>\$5,826,413</u>	<u>\$6,935,189</u>
Number of Students Served	<u>962</u>	<u>939</u>	<u>970</u>	<u>950</u>	<u>961</u>

LITTLETON PUBLIC SCHOOLS
Littleton, Colorado

COMPONENT UNIT—LITTLETON ACADEMY
GENERAL OPERATING FUND

	2021–2022 Actual	2022–2023 Actual	2023–2024 Actual	2024–2025 Budget	2025–2026 Budget
Beginning fund balance	\$2,128,294	\$2,187,012	\$2,047,300	\$2,047,300	\$2,165,676
Revenues:					
Per-pupil funding	3,916,217	4,155,412	4,661,936	4,920,535	5,156,096
Override election funding	451,283	509,485	507,479	476,310	411,850
State capital construction grant	135,765	163,183	179,877	182,036	178,539
Instructional materials fees	58,125	62,931	57,988	57,235	61,280
Gifts to schools	47,455	42,979	27,917	45,853	14,543
Interest income	6,293	82,336	133,258	30,000	159,000
Other income	189,612	160,636	71,063	29,630	53,420
Total revenues	4,804,750	5,176,962	5,639,518	5,741,599	6,034,728
Total available	\$6,933,044	\$7,363,974	\$7,686,818	\$7,788,899	\$8,200,404
Expenditures:					
Salaries	\$2,718,838	\$3,086,306	\$3,241,669	\$3,555,828	\$3,812,886
Employee benefits	893,450	980,233	1,035,602	1,141,917	1,216,747
Purchased services	676,099	675,880	791,071	681,353	672,391
District services	268,468	285,114	308,368	222,279	237,115
Supplies and materials	178,569	278,284	132,358	140,222	95,389
Capital outlay	7,320	6,435	4,256	-	-
Other expenditures	3,288	4,422	7,818	-	200
Total expenditures	4,746,032	5,316,674	5,521,142	5,741,599	6,034,728
Fund balances					
Restricted fund balance	144,500	155,900	168,600	172,248	181,042
Assigned fund balance	344,978	268,475	250,813	240,714	250,813
Unassigned fund balance	1,697,534	1,622,925	1,746,263	1,634,338	1,733,821
Ending fund balance	\$2,187,012	\$2,047,300	\$2,165,676	2,047,300	\$2,165,676
Number of Students Served	455	454	458	455	456



LITTLETON PUBLIC SCHOOLS
Littleton, Colorado

COMPONENT UNIT—LITTLETON ACADEMY
OPERATIONS AND TECHNOLOGY FUND

	2021–2022 Actual	2022–2023 Actual	2023–2024 Actual	2024–2025 Budget	2025–2026 Budget
Beginning fund balance	\$380,811	\$496,888	\$540,845	\$540,845	\$857,723
Revenues:					
Debt-free schools mill levy	491,094	560,742	769,441	871,361	999,439
Interest income	1,136	17,070	27,764	-	27,000
Total revenues	492,230	577,812	797,205	871,361	1,026,439
Total available	873,041	1,074,700	1,338,050	1,412,206	1,884,162
Expenditures:					
Salaries	\$ -	\$ -	\$ -	\$ 103,273	\$ 280,029
Employee benefits	-	-	-	26,588	68,078
Purchased services	278,865	299,264	357,305	404,984	296,389
District services	-	-	-	-	90,062
Supplies and materials	16,071	138,338	112,938	87,353	84,230
Capital outlay	81,217	96,253	10,084	249,163	207,651
Total expenditures	376,153	533,855	480,327	871,361	1,026,439
Fund balance					
Restricted fund balance	496,888	540,845	857,723	540,845	857,723
Ending fund balance	\$496,888	\$540,845	\$857,723	\$540,845	857,723



LITTLETON PUBLIC SCHOOLS
Littleton, Colorado

COMPONENT UNIT—LITTLETON PREPARATORY
GENERAL OPERATING FUND

	2021–2022 Actual	2022–2023 Actual	2023–2024 Actual	2024–2025 Budget	2025–2026 Budget
Beginning fund balance	\$1,836,049	\$2,116,710	\$2,515,654	\$2,515,654	\$2,810,048
Revenues:					
Per-pupil funding	4,471,373	4,512,375	4,926,588	5,317,879	5,472,866
Override election funding	569,628	630,714	627,396	536,556	434,898
State capital construction grant	159,285	186,315	195,329	185,000	175,000
Universal preschool revenue	-	-	-	-	160,000
Kindergarten and preschool fees	157,138	189,697	112,778	160,000	100,000
Gifts to schools	81,473	37,553	36,422	-	-
Interest income	6,081	106,553	171,953	120,000	180,000
Book fees	53,249	50,630	51,426	44,000	45,000
Grocery certificates	6,246	4,914	4,846	4,800	5,000
Other income	99,376	219,753	420,905	5,000	13,295
Total revenues	5,603,849	5,938,504	6,547,643	6,373,235	6,586,059
Total available	\$7,439,898	\$8,055,214	\$9,063,297	\$8,888,889	\$9,396,107
Expenditures:					
Salaries	\$3,225,055	\$3,227,769	\$3,603,079	\$3,741,185	\$3,955,264
Employee benefits	1,091,399	1,111,440	1,241,111	1,389,214	1,472,211
Purchased services	608,856	697,881	768,969	743,045	686,650
District services	301,744	305,341	370,534	346,000	349,632
Supplies and materials	65,036	180,837	200,187	141,041	79,907
Capital outlay	19,749	2,145	57,534	-	-
Other expenditures	11,349	14,147	11,835	12,750	500
Total expenditures	5,323,188	5,539,560	6,253,249	6,373,235	6,544,164
Fund balances					
Restricted fund balance	166,100	180,100	190,600	191,197	196,325
Assigned fund balance	537,080	537,080	625,325	537,080	625,325
Unassigned fund balance	1,413,530	1,798,474	1,994,123	1,787,377	2,030,293
Ending fund balance	\$2,116,710	\$2,515,654	\$2,810,048	\$2,515,654	\$2,851,943
Number of Students Served	507	485	512	495	505

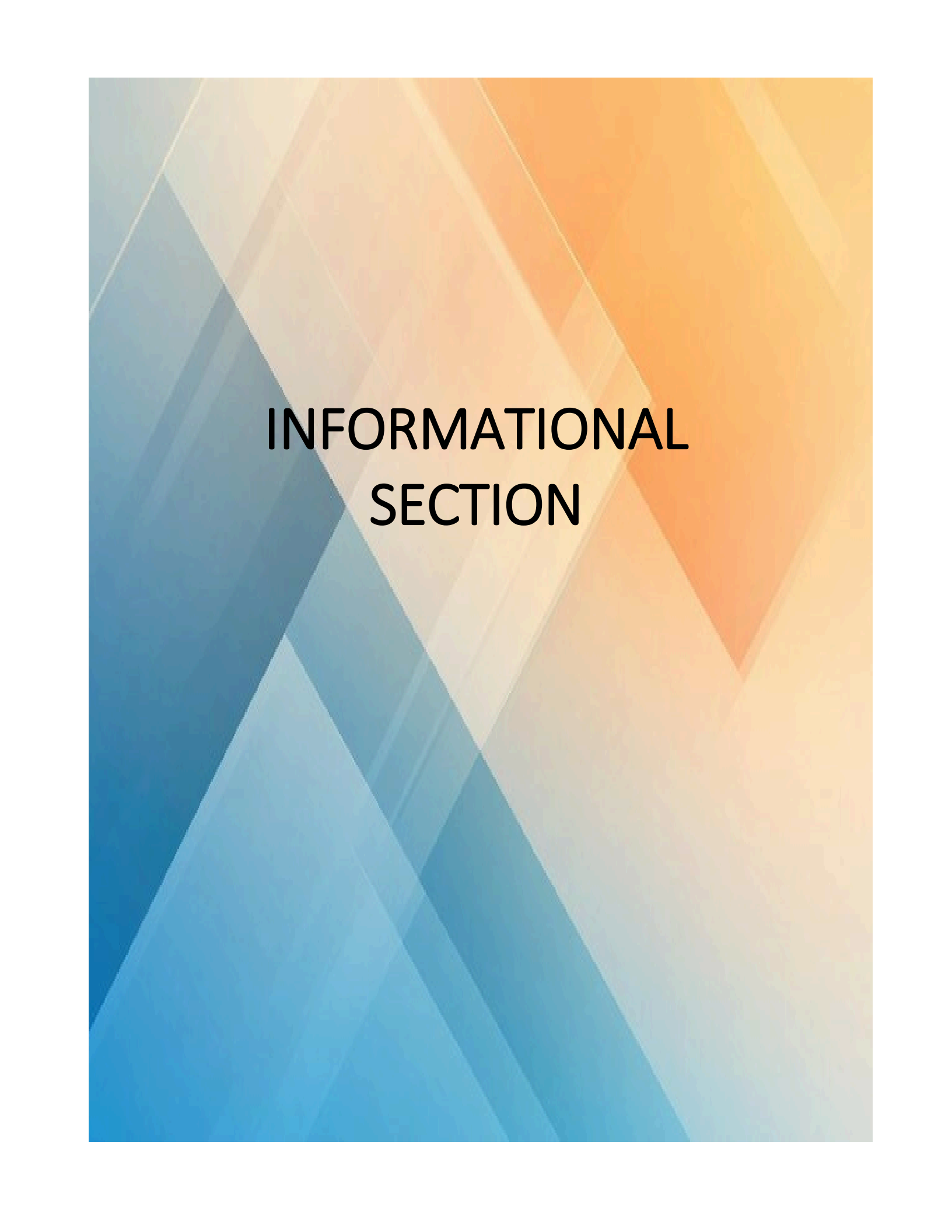


LITTLETON PUBLIC SCHOOLS
Littleton, Colorado

COMPONENT UNIT—LITTLETON PREPARATORY
OPERATIONS AND TECHNOLOGY FUND

	2021–2022 Actual	2022–2023 Actual	2023–2024 Actual	2024–2025 Budget	2025–2026 Budget
Beginning fund balances	\$244,061	\$390,172	\$421,675	\$421,675	\$638,106
Revenues:					
Debt-free schools mill levy	560,710	608,911	834,121	941,726	1,113,410
Interest income	705	7,087	14,587	-	12,680
Total revenues	561,415	615,998	848,708	941,726	1,126,090
Total available	<u>\$805,476</u>	<u>\$1,006,170</u>	<u>\$1,270,383</u>	<u>\$1,363,401</u>	<u>\$1,764,196</u>
Expenditures:					
Salaries	\$142,398	\$240,871	\$257,062	\$281,077	\$295,978
Employee benefits	48,738	79,571	85,950	101,210	104,371
Purchased services	88,788	120,472	139,947	108,500	153,000
Supplies and materials	106,782	108,738	128,323	150,000	151,000
Capital outlay	28,598	34,843	20,995	-	-
Total expenditures	415,304	584,495	632,277	640,787	704,349
Fund balance					
Restricted fund balance	390,172	421,675	638,106	722,614	1,059,847
Ending fund balance	<u>\$390,172</u>	<u>\$421,675</u>	<u>\$638,106</u>	<u>\$722,614</u>	<u>1,059,847</u>





INFORMATIONAL SECTION

LITTLETON PUBLIC SCHOOLS

Littleton, Colorado

MAJOR REVENUE SOURCES

Total Program Funding

Colorado public school districts are primarily funded from revenues that are determined through the Public School Finance Act of 2024 (as amended). Total Program, the total amount of funding each district receives under the School Finance Act, is based on a per-pupil formula. The formula provides a base per-pupil amount of money for each pupil funded in the October pupil count. In addition, money is provided to recognize district-by-district variances factors of (a) cost-of-living, (b) size, and (c) at-risk pupils as defined by the United States Department of Agriculture (USDA) free and reduced lunch count eligibility guidelines. The School Finance Act’s budget stabilization factor was first included in the formula in 2010–2011. It was utilized by the state to reduce K–12 funding and balance its budget. For fiscal year 2024–2025, the budget stabilization factor was removed from the formula.

The following table summarizes recent years’ and current budgeted funding levels and pupil counts for the district.

	2021–2022 Actual	2022–2023 Actual	2023–2024 Actual	2024–2025 Estimated	2025–2026 Budget
Per-pupil formula funding	\$8,608	\$9,123	\$10,176	\$10,886	\$11,307
Averaged funded pupil count	<u>14,267.3</u>	<u>13,931.9</u>	<u>13,754.3</u>	<u>13,491.0</u>	<u>13,029.5</u>
Total Program	<u>\$122,812,918</u>	<u>\$127,093,758</u>	<u>\$139,960,043</u>	<u>\$146,864,915</u>	<u>\$147,327,057</u>

The \$11,307 per-pupil funding for fiscal year 2026 is an increase of \$421 per pupil student compared to the 2025 estimates. The district continues to experience a decrease in enrollment for the fiscal year.

State and Local Share of Funding

The Public School Finance Act of 2024 (as amended) incorporates two local sources of revenues: property taxes and specific ownership (vehicle registration) taxes. These revenue sources, also called the Local Share, provide the first portion of a school district’s Total Program. The district has no control over the amount of specific ownership tax revenues from the vehicle registration fees.

State monies provide the balance of Total Program funds. The state makes district payments of the State Share monies (State Equalization) monthly over the course of nine months. State income, sales, and use tax revenues are the primary sources for this funding.

Recent years’ and current budgeted components of Total Program funding for LPS are shown below.

Funding Source	2021–2022 Actual	2022–2023 Actual	2023–2024 Actual	2024–2025 Estimated	2025–2026 Budget
Property taxes	\$54,789,132	\$55,280,249	\$66,716,982	\$67,182,948	\$70,542,027
Specific ownership taxes	3,110,976	3,170,478	3,352,301	4,111,871	5,532,329
State and federal	<u>64,912,810</u>	<u>68,643,031</u>	<u>69,890,760</u>	<u>75,570,096</u>	<u>71,252,701</u>
Total Program	<u>\$122,812,918</u>	<u>\$127,093,758</u>	<u>\$139,960,043</u>	<u>\$146,864,915</u>	<u>\$147,327,057</u>

LITTLETON PUBLIC SCHOOLS

Littleton, Colorado

MAJOR REVENUE SOURCES (continued)

Capital Projects/Risk Management Funding

Previously, state law required a prescribed level of General Fund per-pupil funding be allocated to either the Capital Projects Fund, the Risk Management Fund, or shared by both. The district believes funding of these funds is prudent despite removal of the requirement in fiscal year 2009–2010. Therefore, Interfund transfers from the General Fund are made available annually in amounts sufficient to cover anticipated expenditures and maintain a specific fund balance. In fiscal year 2025–2026, the transfer amounts are \$2,000,000 each to the Capital Projects and Risk Management Funds.

Mill Levies

The district estimates a General Fund mill levy for 2026 at 38.378 mills, a 0.569 mill decrease when compared to the 2025 mill levy of 38.947 mills. The General Fund Mill levy is comprised of many separate mill levies, including the Public School Finance Act Levy, which was not set by the district or approved by voters. Legislation passed in 2007 capped the amount of this levy at 27.000 mills, but effective in fiscal year 2008–2009, the state legislature froze the district’s School Finance Act levy at 25.353 mills. House Bill (HB) 20-1418 reinterpreted previous reductions in mill levies as having been unauthorized by statute, allowing a district to review the School Finance Act levy and raise it to 27.000 mills via a resolution by the Board to grant a temporary property tax effective 2021. The bill also required the Board to issue a temporary property tax credit in an amount equal to the number of mills that exceeded the mills levied in 2019. For LPS this was 1.647 mills. Beginning in 2021, the Board was required to begin increasing the School Finance Act levy at a rate of up to 1.000 mill per year until the cap amount of 27.000 mills was reached. In 2023, a final mill increase of 0.647 mills brought LPS to the 27.000 mills as legislated in HB20-1418.

As allowed by the Public School Finance Act of 2024 (as amended), the district also levies and collects property taxes for voter-approved override elections, the hold harmless override, and the recovery of abated taxes. District voters approved override elections in 1988, 1997, 2004, and 2010 in order to raise and expend more tax revenues than computed under the Public School Finance Act of 2024 (as amended) formula funding. The final mill levy for the calendar year is certified by the Board by December 15 of each year. The amount of tax revenues actually collected as a result of all General Fund mill levies fluctuate annually based on assessed property values.

The Debt-Free Schools Mill Levy for the Operations and Technology Fund is 11.000 mills in fiscal year 2025–2026, an increase from 10.000 mills in fiscal year 2024–2025. Voters agreed the mill levy could be increased annually to reflect the percentage increase in inflation, allowing more General Fund revenues to be available to provide a quality education for our students. Voters approved the levy in November 2020 and gave the district approval to increase the levy up to 11.000 mills while limiting mill increases to no more than 1.000 mill per year. This levy provides property tax revenues to cover the funding of general facility operations and maintenance, new technology, and existing technology upgrade needs.

In addition, the estimated 2025 mill levy for the Bond Redemption Fund is 16.067 mills. This levy provides sufficient property tax revenues to cover the annual debt service on the four outstanding general obligation bond issuances. The purposes of the bond elections were for capital improvements to district schools and facilities.

LITTLETON PUBLIC SCHOOLS

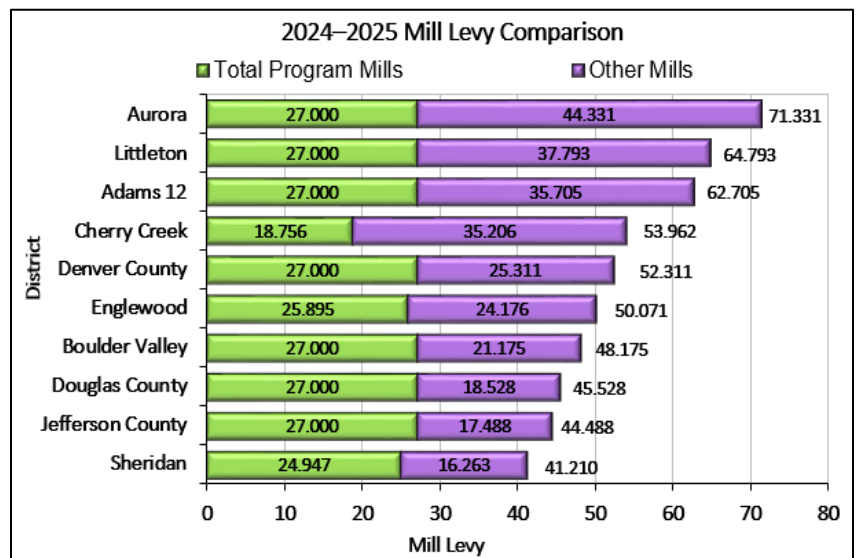
Littleton, Colorado

MAJOR REVENUE SOURCES (continued)

The summary below presents the district’s estimated mill levy components for 2026 and the previous four years of actual mill levy amounts.

Funding Source	2022	2023	2024	2025	2026 Estimated
School Finance Act HB 20-1418 Levy	27.000	27.000	27.000	27.000	27.000
School Finance Act HB 20-1418 Levy, Temporary Property Tax Credit	<u>(0.647)</u>	—	—	—	—
Public School Finance Act Levy	26.353	27.000	27.000	27.000	27.000
1988 Override Election	1.442	1.464	1.213	1.205	1.148
1997 Override Election	2.405	2.442	2.024	2.010	1.914
2004 Override Election	3.126	3.175	2.631	2.612	2.488
2010 Override Election	5.772	5.861	4.856	4.823	4.593
Hold Harmless Override	1.114	1.131	0.937	0.931	0.885
Abatement Recapture	<u>0.681</u>	<u>0.219</u>	<u>0.338</u>	<u>0.367</u>	<u>0.350</u>
Total General Fund Mill Levy	40.893	41.292	38.999	38.947	38.378
Operations and Technology Fund Levy	7.000	8.000	9.000	10.000	11.000
Bond Redemption Fund Levy	<u>17.043</u>	<u>17.769</u>	<u>14.848</u>	<u>15.846</u>	<u>16.067</u>
Total Mill Levy	<u>64.936</u>	<u>67.061</u>	<u>62.847</u>	<u>64.793</u>	<u>65.445</u>

In comparison, as shown on the graph below, Littleton Public Schools has one of the higher mill levy rates of the districts in the Denver metropolitan area. However, these mills include not only override levies, but can also include Debt-Free School Mill Levies, transportation levies, bond redemption levies, and other less common levies. Not every district has requested all the various levies available from their voters, nor do other districts have the same legal debt margin as LPS. Each district’s ability to pass voter-approved levies is different based on their demographics. LPS is very fortunate to have a community supportive of public education that is willing and able to help fill in some of the gaps left by Total Program funding from the state. The information presented in the graph is for fiscal year 2024–2025, which is the most recent, actual information available from the state, since taxing entities certify mill levies and property tax collection figures in December each year.



LITTLETON PUBLIC SCHOOLS

Littleton, Colorado

MAJOR REVENUE SOURCES (continued)

Assessed Valuation

The district’s projected net assessed valuation, or “tax base,” is \$2,612,667,679 for the 2025–2026 budget. This represents a 5.0 percent increase from the 2024–2025 actual net assessed valuation of \$2,488,254,932. According to the county assessor, the total assessed value for the district has increased at a slower rate than both Arapahoe County and the state of Colorado over the last 10 years. This is due to a higher percentage of residential properties in the district than are found in other areas within the county. While historically the county is approximately 45 percent residential, the district is about 65 percent residential. County assessors reappraise real property biannually in Colorado. The last biannual reappraisal completed in June 2024 for collections beginning in 2025. The table above presents the assessed valuation and taxable values for property within the district for recent years with estimates for 2026 through 2029 (source: Arapahoe County Assessor’s Office).

Tax Year	Net Assessed Valuation	Taxable Property Market Value
2022	\$2,079,047,235	\$22,111,225,962
2023	2,047,416,646	22,763,518,718
2024	2,471,004,762	28,576,574,426
2025	2,488,254,932	28,648,184,337
2026 Projected	2,612,667,679	30,080,593,554
2027 Projected	2,677,984,371	30,832,608,393
2028 Projected	2,811,883,589	32,374,238,812
2029 Projected	2,882,180,679	33,183,594,783

Budgeted Mill Levy’s Effect on Taxpayers

State law sets the property tax assessment rate. In November 2020, state voters repealed the Gallagher Amendment of 1982 when they approved Amendment B. Gallagher had limited both residential and non-residential property tax assessment rates so that residential property taxes amounted to 45 percent of the total share of state taxes, with non-residential property taxes accounting for the other 55 percent. Due to continued growth in assessed valuations, Gallagher caused the residential property tax assessment rates to ratchet down periodically, thereby diminishing the amount of revenue taxing districts could receive from voter-approved mill levies. Passage of Amendment B froze the residential rate at 7.15 percent, preventing the further erosion of taxpayer approved funding sources that was inadvertently caused by Gallagher.

However, in 2021, Senate Bill (SB) 21-293 repealed the moratorium on changing assessment ratios and created several new subclasses of residential and nonresidential property. Agricultural property, lodging property, and renewable energy production property are the new subclasses of nonresidential property. Multi-family residential real property is classified as a new subclass of residential real property.

A very robust housing market from 2021 through 2022 caused an average 42 percent increase residential property values across the state. In response, the state legislature presented Senate Bill (SB) 23B-001 which modified the assessed valuation calculation in order to provide property tax relief to residential property owners and was signed into law in November 2023, setting the residential assessment rate at 7.05 percent.

The general calculation to determine expected property taxes is the same for both homes and businesses except for the assessment rate used. As mentioned above, the assessment rate on

LITTLETON PUBLIC SCHOOLS

Littleton, Colorado

MAJOR REVENUE SOURCES (continued)

residential property is currently 7.05 percent. For 2025 the assessment rate for businesses is a 27 percent. The following example shows how to calculate property taxes for each \$100,000 of home value.

Adjusted home value (per the county)		\$100,000
Multiply by assessment rate (dependent on property type)	X	.0705
Equals the assessed value of the property	=	\$7,050
Multiply by the tax mill, which equals \$1.00 on every \$1,000 or 0.001	X	0.001
Equals the amount in taxes homeowners owe for every mill	=	\$7.05
Multiply that amount by the number of mills for the year	X	65.445
Equals the property taxes owed for the home	=	\$461

Property values within the boundaries of the district vary. The chart below illustrates what a residential property owner within the boundaries of the district could expect to owe in property taxes for the mill levies the district’s voters approved.

Value of a Home	Assessed Value Based on 7.15% Ratio	2022 Mill Levy 64.936	Assessed Value Based on 6.95% Ratio	2023 Mill Levy 67.061	2024 Mill Levy 62.847	Assessed Value Based on 7.05% Ratio	2025 Mill Levy 64.793	2026 Mill Levy 65.445
	\$100,000	\$7,150	\$464	\$6,950	\$466	\$437	\$7,050	\$457
200,000	14,300	928	13,900	932	874	14,100	914	923
300,000	21,450	1,392	20,850	1,398	1,310	21,150	1,370	1,384
400,000	28,600	1,857	27,800	1,864	1,747	28,200	1,827	1,846
500,000	35,750	2,321	34,750	2,330	2,184	35,250	2,284	2,307

Other Major Revenue Sources

Interest income, earned on district monies in authorized banks, governmental money pools, or other fixed income investments authorized by the state, has been a major source of revenue in certain prior years. For fiscal year 2025–2026, \$925,000 is budgeted in the General Fund with some other funds seeing small amounts as well.

Federal and state grants are typically accounted for in the Designated Purpose Grants Fund. This revenue is discussed on page 163. However, the Title I schoolwide grants, totaling approximately \$300,000, is included in the General Fund budget in 2025–2026.

Other local income, budgeted at \$3.8 million for fiscal year 2025–2026, is derived from various fees and rental of school facilities, non-school bus use, charter school administration services, gifts to schools, and transfers in from other funds. The sum budgeted is comparable to prior years as no significant

LITTLETON PUBLIC SCHOOLS
Littleton, Colorado

MAJOR REVENUE SOURCES
(continued)

change in operations is planned. For most of the local revenue, there are associated costs, which are correspondingly budgeted as expenditures. For example, cash gifts to schools predominately come from school parent-teacher organizations to purchase additional staff time or operating supplies. The chart below illustrates the various fees parents can anticipate paying depending on the level their student(s) attend. These fees are assessed based on the course selections of the students and the events and activities in which they plan to participate.

Fund	Level	Fee Description	Range of Fees	Average Fee
General Fund	High Schools	Parking permits	\$50.00 per year	\$50.00
		Suggested donations	\$30.00–\$35.00	\$31.67
		Course/instructional fees	\$5.00–\$245.00	\$40.93
		Graduation fees	\$25.00–\$50.00	\$33.33
		Miscellaneous fees/fines	\$5.00–\$250.00	\$46.86
		Driver’s Education	\$75.00–\$495.00	\$297.71
	Middle Schools	Course/instructional fees	\$5.00–\$300.00	\$33.91
		Miscellaneous fees/fines	\$4.50–\$120.00	\$35.70
		Field trip fees	\$10.00–\$200.00	\$60.85
		Student planners	\$6.00–\$7.00	\$6.67
	Elementary Schools	Course/instructional fees	\$2.00–\$165.00	\$21.75
		Miscellaneous fees/fines	\$3.00–\$33.35	\$10.99
		Field trip fees	\$6.00–\$325.00	\$32.48
		Student planners	\$3.00–\$5.00	\$3.75
	Preschool	Village – four days week (morning)	\$125.00 per week	\$500.00 per month
		Village – four days week (afternoon)	\$125.00 per week	\$500.00 per month
Village – four days week (full-day)		\$212.50 per week	\$850.00 per month	
Centennial – two per days week		\$102.50 per week	\$410.00 per month	
Centennial – three per days week		\$152.50 per week	\$610.00 per month	

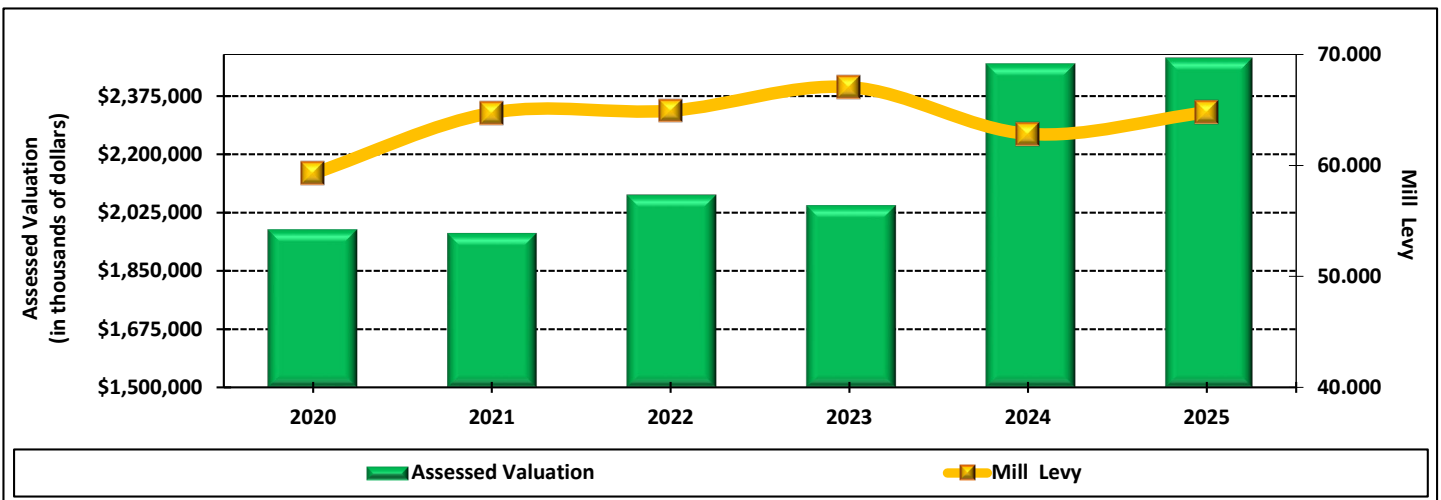
Athletic, Activities, and Clubs Fund	High Schools	Suggested donation	\$10.00–\$30.00	\$18.57
		Activities participation	\$25.00–\$150.00	\$46.25
		Athletic participation	\$175.00	\$175.00
		Gate pass	\$30.00–\$60.00	\$40.00
		Miscellaneous fees/fines	\$15.00–\$330.00	\$71.90
		Student IDs/planners	\$2.50–\$15.00	\$6.08
		Yearbook fees	\$70.00–\$80.00	\$75.00
	Middle Schools	Suggested donations	\$20.00–\$150.00	\$57.86
		Activities participation	\$15.00–\$185.00	\$79.17
		Athletic participation	\$20.00–\$35.00	\$26.67
		Miscellaneous fees/fines	\$5.00–\$50.00	\$25.45
	Elementary Schools	Yearbook fees	\$25.00–\$50.00	\$40.00
		Yearbook fees	\$17.00–\$25.00	\$20.33
		Miscellaneous fees/fines	\$5.00–\$30.00	\$22.00

LITTLETON PUBLIC SCHOOLS

Littleton, Colorado

ACTUAL PROPERTY TAX RATES AND COLLECTIONS

MILL LEVY	<u>2020</u>	<u>2021</u>	<u>2022</u>	<u>2023</u>	<u>2024</u>	<u>2025</u>
General Fund						
School Finance Act/ Statutory levy	25.353	25.353	26.353	27.000	27.000	27.000
1988 override election	1.518	1.527	1.442	1.464	1.213	1.205
1997 override election	2.531	2.546	2.405	2.442	2.024	2.009
2004 override election	3.291	3.310	3.126	3.175	2.631	2.612
2010 override election	6.075	6.110	5.772	5.861	4.856	4.823
Hold harmless override	1.172	1.179	1.114	1.131	0.937	0.931
Abatements	0.192	0.593	0.681	0.219	0.338	0.367
Total General Fund	40.132	40.618	40.893	41.292	38.999	38.947
Operations and Technology Fund	-	6.000	7.000	8.000	9.000	10.000
Bond Redemption Fund	19.134	18.126	17.043	17.769	14.848	15.846
Total Mill Levy	59.266	64.744	64.936	67.061	62.847	64.793
ASSESSED VALUATION (in thousands of dollars)	\$1,975,289	\$1,964,009	\$2,079,047	\$2,047,417	\$2,471,005	\$2,488,255



	<u>2020</u>	<u>2021</u>	<u>2022</u>	<u>2023</u>	<u>2024</u>	<u>2025</u>
COLLECTIONS						
Maximum Property Tax	\$117,067,469	\$127,157,810	\$135,005,012	\$137,301,807	\$155,295,236	\$161,221,999
Actual Tax Collections	116,243,179	126,784,040	134,695,067	137,124,827	154,603,013	Year unfinished
Actual Percent Collected	99.30%	99.71%	99.77%	99.87%	99.55%	Year unfinished

(Revenues, collections, and percent collected presented on a calendar year basis)

LITTLETON PUBLIC SCHOOL
Littleton, Colorado

BONDS AMORTIZATION SCHEDULE
OUTSTANDING GENERAL OBLIGATION DEBT

Fiscal Year Ended	Fiscal Years 2025–2039		Fiscal Years 2025–2039		Fiscal Years 2025–2044		Fiscal Year 2025–2039		Grand Total Annual Debt Service
	\$17,000,000 Bonds Issued December 2014		\$13,000,000 Bonds Issued October 2015		\$298,870,000 Bonds Issued January 2019		\$61,230,000 Refunding Bonds Issued August 2024		
	Principal	Interest	Principal	Interest	Principal	Interest	Principal	Interest	
06/30/26	\$2,810,000	\$128,850	\$2,627,616	\$1,468,784	\$16,515,000	\$12,723,700	\$1,600,000	\$3,021,500	40,895,450
06/30/27	2,890,000	43,350	360,000	519,200	17,345,000	11,877,200	1,685,000	2,939,375	37,659,125
06/30/28	-	-	1,980,000	462,500	18,210,000	10,942,800	4,495,000	2,784,875	38,875,175
06/30/29	-	-	2,075,000	361,125	19,215,000	9,913,613	4,720,000	2,554,500	38,839,238
06/30/30	-	-	2,185,000	254,625	5,560,000	9,232,300	3,005,000	2,361,375	22,598,300
06/30/31	-	-	1,140,000	171,500	5,870,000	8,917,975	3,840,000	2,190,250	22,129,725
06/30/32	-	-	1,125,000	114,875	6,190,000	8,586,325	4,105,000	1,991,625	22,112,825
06/30/33	-	-	880,000	64,750	6,525,000	8,236,663	4,615,000	1,773,625	22,095,038
06/30/34	-	-	855,000	21,375	6,885,000	7,867,888	4,915,000	1,535,375	22,079,638
06/30/35	-	-	-	-	7,205,000	7,480,413	6,120,000	1,259,500	22,064,913
06/30/36	-	-	-	-	7,595,000	7,073,413	6,430,000	945,750	22,044,163
06/30/37	-	-	-	-	8,025,000	6,643,863	6,740,000	616,500	22,025,363
06/30/38	-	-	-	-	8,410,000	6,191,900	7,135,000	269,625	22,006,525
06/30/39	-	-	2,398,580	3,846,420	8,990,000	5,713,400	1,825,000	45,625	22,819,025
06/30/40	-	-	-	-	17,810,000	4,976,400	-	-	22,786,400
06/30/41	-	-	-	-	18,785,000	3,970,038	-	-	22,755,038
06/30/42	-	-	-	-	19,820,000	2,908,400	-	-	22,728,400
06/30/43	-	-	-	-	20,910,000	1,788,325	-	-	22,698,325
06/30/44	-	-	-	-	22,060,000	606,650	-	-	22,666,650
	<u>\$5,700,000</u>	<u>\$172,200</u>	<u>\$15,626,196</u>	<u>\$7,285,154</u>	<u>\$241,925,000</u>	<u>\$135,651,263</u>	<u>\$61,230,000</u>	<u>\$ 24,289,500</u>	<u>\$491,879,313</u>

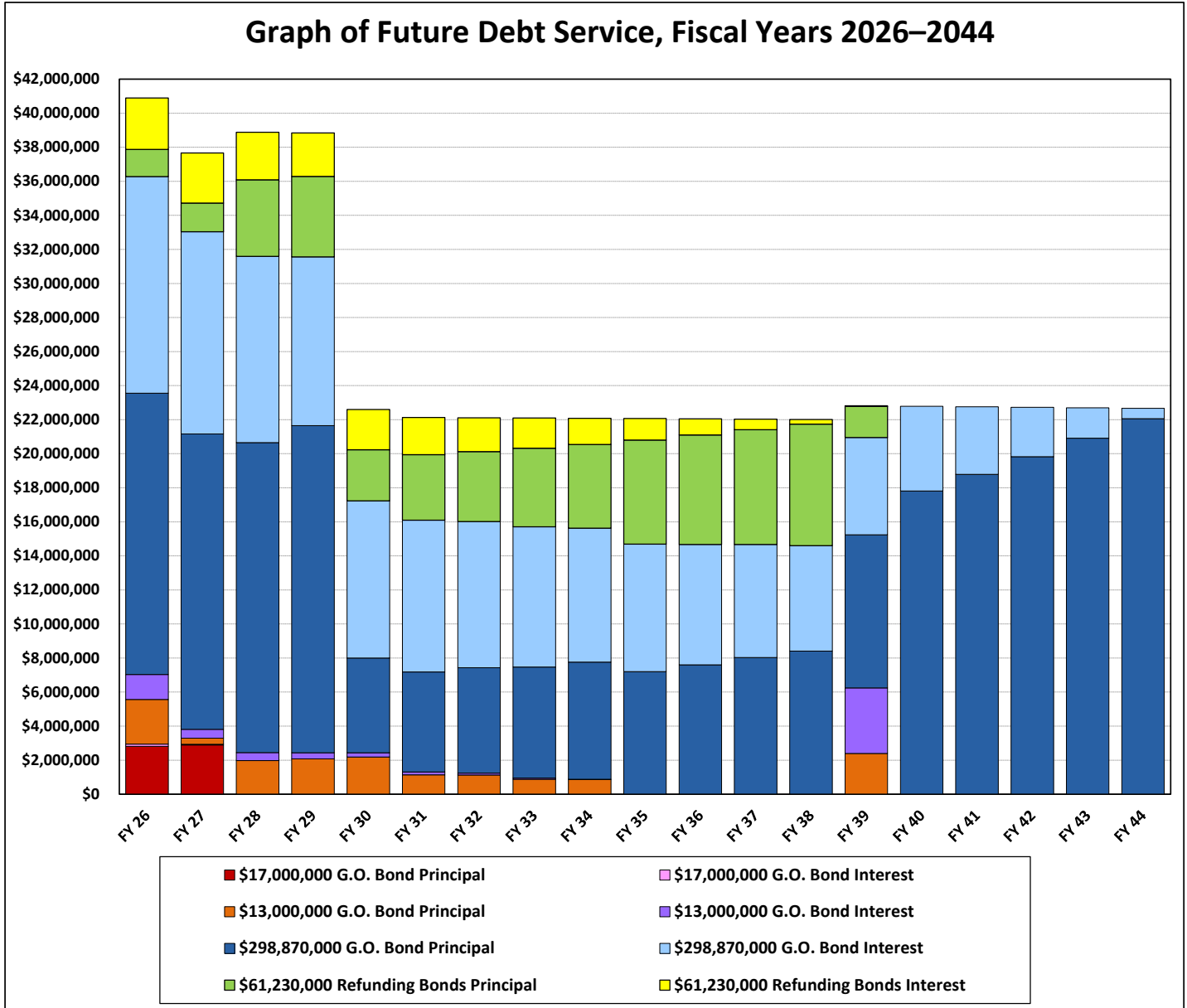
The first two general obligation bond series shown were part of the \$80 million voter-approved bond package in 2013. These bonds funded the extension of the useful life of all district facilities. The projects included were identified and prioritized by the Capital Improvement Planning Committee and authorized by the Board of Education. Projects undertaken with the revenues generated by the sales of the bonds focused on roof and floor repairs; heating, ventilation, and cooling (HVAC) upgrades; plumbing and electrical system improvements; security and fire system upgrades; expansion of technology infrastructures; reconfigurations of instructional, office, and restroom areas; and resurfacing grounds or repairing concrete and paved areas. The work funded by this general obligation bond debt was completed in fiscal years 2013–2014 through 2018–2019.

The third general obligation bond series was sold in 2019 after voters approved the bond issue on the November 2018 ballot. This particular bond series is funding the district's plan to begin replacing schools that no longer meet the needs of students or the safety, access, and efficiency standards the community expects of LPS facilities. Four new schools, Newton Middle School, Ford Elementary School, Gaskill Elementary School, and Little Raven Elementary School, are part of the bond package along with the new Explorative Pathways for Innovative Careers (EPIC) campus. Additionally, the Centennial Stadium has been completed; all middle schools, and Options Secondary Program will have an artificial turf field, and every high school will have one lit, artificial turf field; the district is replacing all instructional furniture; and a portion of the bond proceeds will be used to make sure all buildings comply with current ADA and security regulations. Every building in the district will benefit in some way from the projects planned. Project planning commenced immediately after the election, and the projects included in this bond package are expected to conclude in fiscal year 2025–2026.

Most recently, in 2024, the district refunded the general obligation bond series 2013 and a portion of the 2014 and 2020 series. Similar to refinancing a home mortgage to get a lower interest rate and lower payment, this provided district taxpayers with a present value of \$7.4 million in savings and allows the district more flexibility to pursue future voter-approved bond issues and keep the cost of those bonds as low as possible.

**LITTLETON PUBLIC SCHOOL
Littleton, Colorado**

**BONDS AMORTIZATION SCHEDULE
OUTSTANDING GENERAL OBLIGATION DEBT
(continued)**



LITTLETON PUBLIC SCHOOLS
Littleton, Colorado

OVERRIDE ELECTION FUNDING AND USES

State statute (C.R.S. 22-54-108) authorizes school districts to raise additional local revenue via mill levies approved by voters during general elections. The 2009–2010 School Finance Act increased the override limit from 20 percent to 25 percent of program funding less previously authorized override election sums. The Debt-Free Schools Mill Levy approved by district voters in 2020 is restricted funding accounted for in a different fund than School Finance Act funding. Therefore, it is also excluded in the program funding calculations used to determine the maximum amount eligible for a new override election.

LPS last asked district voters to authorize new override election funding of \$12.0 million from local property taxes in November 2010.

The following table summarizes the current override funding calculation.

Total Program funding, fiscal year 2026	\$147,327,057
Override limit percentage	<u> X 25%</u>
Additional funding, at 25 percent of Total Program	36,831,764
Plus, cost-of-living adjustment of 2001	<u> 3,157,851</u>
Allowable tax override	39,989,615
Less, annual tax revenue received from the 1988, 1997, 2004, 2010, and hold harmless overrides	<u>(28,813,581)</u>
Maximum eligible for new override election	<u>\$11,176,034</u>
Maximum mill levy based on estimated net assessed valuation of \$2,612,667,679	<u>4.278 mills</u>

LITTLETON PUBLIC SCHOOLS

Littleton, Colorado

HISTORICAL COMPARISON OF STAFF RETENTION RATES

Student achievement is highly dependent on the effectiveness of the teaching force, and both research and achievement scores show teachers become more valuable as they gain experience. A well-trained instructional workforce, engaged in continual professional development and committed to staying with the district, results in all students receiving the instruction necessary to achieve their highest potential. However, instructional staff are not the only components in the success of the district and its students. Every category of employee within the district works together to provide the tools, safety, security, and support needed to help our students become successful members of the Littleton community.

Littleton Public Schools actively engages in providing professional development classes, offering continuing education opportunities, and implementing technology advances to provide innovative and collaborative support for all staff. Utilizing both induction and mentoring to assist personnel in their jobs are just two of the ways the district provides support and encourages employee longevity. Professional Learning Communities (PLCs) also provide instructional staff with additional tools and support in providing the services our students need.

It is the LPS commitment to both staff and students to maintain a low teacher turnover rate and one of the highest overall retention rates in the Denver metropolitan area. The estimated average length of employment for the district's general staffing categories are as follows:

- Administrative staff—8.9 years
- Licensed staff—11.0 years
- Classified staff—6.0 years

The historical turnover rates for both the district and the state are shown in the table below.

	2021–2022		2022–2023		2023–2024		2024–2025	
	District Turnover Rates	State Turnover Rates	District Turnover Rates	State Turnover Rates	District Turnover Rates	State Turnover Rates	District Turnover Rates	State Turnover Rates
Administrators	18.75%	24.17%	18.18%	27.06%	25.00%	21.81%	9.38%	19.49%
Crafts/trades/services	22.85%	21.94%	26.61%	21.91%	20.17%	20.49%	21.83%	20.46%
Instructional support	31.94%	24.33%	28.07%	25.60%	20.37%	24.67%	24.39%	23.02%
Office/admin. support	23.18%	21.20%	19.72%	22.93%	20.55%	20.65%	20.00%	18.01%
Other support	10.81%	21.44%	17.70%	23.25%	22.02%	21.65%	19.64%	20.24%
Paraprofessional	31.64%	30.60%	28.03%	31.88%	24.22%	28.91%	29.92%	27.77%
Principals	17.31%	15.81%	12.07%	18.98%	9.09%	17.32%	8.62%	15.94%
Professional-other	19.15%	21.72%	22.00%	24.65%	25.00%	20.60%	24.44%	19.07%
Teachers	15.96%	17.14%	14.34%	19.10%	14.46%	17.43%	11.17%	16.98%
Average Turnover	21.27%	21.25%	20.17%	22.92%	18.77%	20.96%	19.04%	20.18%

LITTLETON PUBLIC SCHOOLS

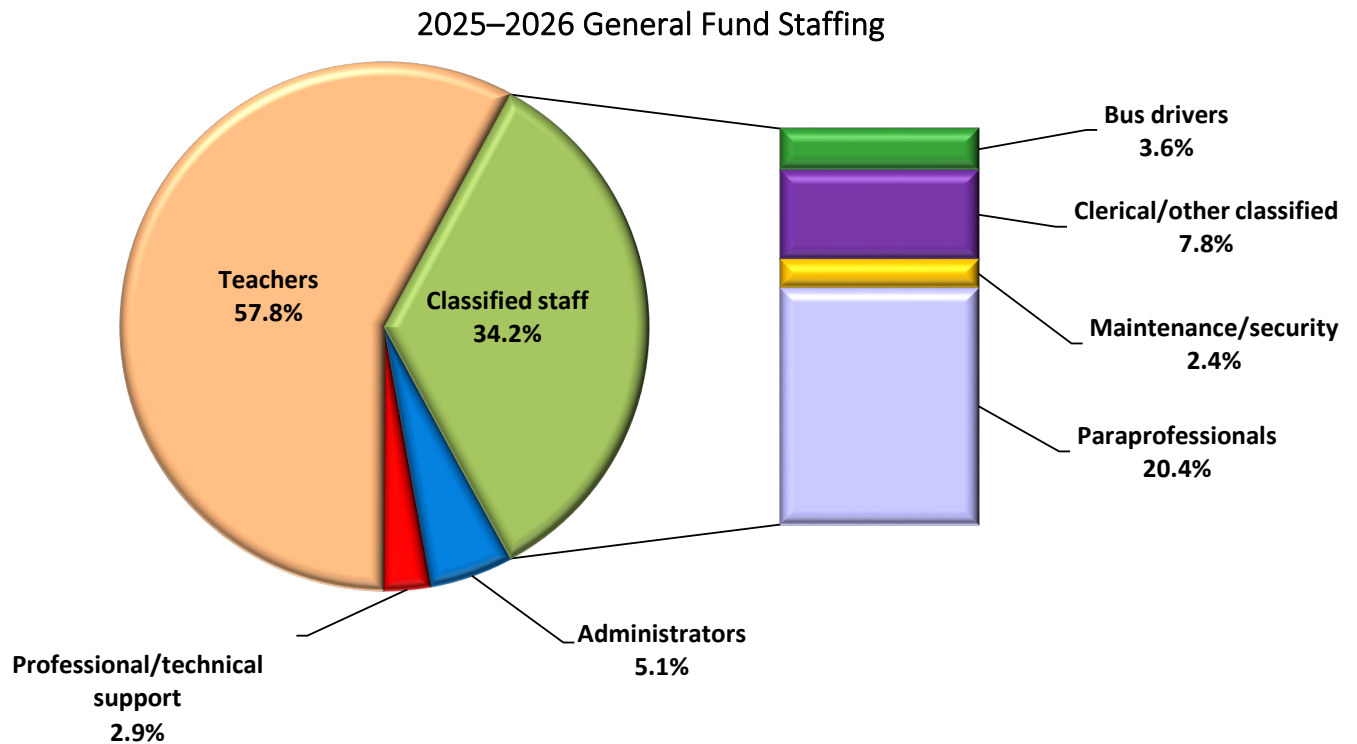
Littleton, Colorado

SUMMARY OF STAFFING

The following chart summarizes full-time equivalent (FTE) staffing in the General Fund. The current year is compared to prior years and presented by major employee categories. The district does not assign FTE numbers in the other funds due to the classification of compensation types paid and the temporary, fluctuating nature of the work assignments in those funds.

<u>Employee Category</u>	2021–2022	Revised	2023–2024	2024–2025	2025–2026
	Budgeted General Fund	Budgeted General Fund	Budgeted General Fund	Budgeted General Fund	Budgeted General Fund
Administrators	71.7	70.5	74.4	77.0	77.0
Professional/technical support	36.0	36.8	38.8	43.5	43.5
Bus drivers	77.0	77.0	86.1	84.5	53.8
Clerical/other classified	115.7	114.3	119.9	119.2	117.2
Custodians	0.1	-	0.1	-	-
Maintenance/security	18.7	16.0	15.0	24.0	37.0
Paraprofessionals	299.0	307.8	317.4	354.2	308.8
Teachers	876.7	878.7	875.9	876.7	874.4
Totals	1,494.9	1,501.1	1,527.6	1,579.1	1,511.7

Ω 2025–2026 FTE calculation restated based on an 8-hour workday for non-licensed personnel districtwide.



LITTLETON PUBLIC SCHOOLS
Littleton, Colorado

SUMMARY OF STAFFING
(continued)

The following charts summarize full-time equivalent (FTE) staffing in the other funds the district uses. In 2025–2026, other funds will account for approximately 17.4 percent of staffing. The funds not represented in this chart are the Student Athletic, Activities, and Clubs Fund; the Bond Redemption Fund; and the Capital Projects Fund. Student Athletic, Activities, and Clubs Fund payroll expenses are classified as extra duty pay due to the temporary, fluctuating nature of the work assignments. The district does not assign FTE for extra duty pay. No payroll expenses are charged to the Bond Redemption Fund or the Capital Projects Fund.

2021–2022 Budgeted Staffing

<u>Employee Category</u>	Risk Management Fund	Building Fund	Operations and Technology Fund	Designated Purpose Grants Fund	Nutrition Services Fund	Extended Day Care Program Fund	Total Other Funds
Administrators	-	-	2.0	5.0	0.8	-	7.8
Professional/technical support	1.0	1.0	2.5	2.0	2.0	-	8.5
Clerical/other classified	0.5	-	0.5	6.6	1.6	15.4	24.6
Custodians	-	-	96.2	-	-	-	96.2
Maintenance/security/food service	3.0	-	24.5	-	49.8	-	77.3
Paraprofessionals	-	-	-	65.8	-	44.7	110.5
Teachers	-	-	-	7.8	-	0.1	7.9
Totals	4.5	1.0	125.7	87.2	54.2	60.2	332.8

Revised 2022–2023 Budgeted Staffing

<u>Employee Category</u>	Risk Management Fund	Building Fund	Operations and Technology Fund	Designated Purpose Grants Fund	Nutrition Services Fund	Extended Day Care Program Fund	Total Other Funds
Administrators	-	-	0.2	6.0	0.8	-	7.0
Professional/technical support	0.5	-	2.3	1.0	3.0	-	6.8
Clerical/other classified	1.0	-	2.0	6.8	2.0	17.0	28.8
Custodians	-	-	94.0	-	-	-	94.0
Maintenance/security/food service	2.0	-	28.8	-	58.5	-	89.3
Paraprofessionals	-	-	-	71.5	-	41.3	112.8
Teachers	-	-	-	14.6	-	0.3	14.9
Totals	3.5	-	127.2	99.9	64.3	58.5	353.6

2023–2024 Budgeted Staffing

<u>Employee Category</u>	Risk Management Fund	Building Fund	Operations and Technology Fund	Designated Purpose Grants Fund	Nutrition Services Fund	Extended Day Care Program Fund	Total Other Funds
Administrators	-	-	2.2	9.0	0.8	-	12.0
Professional/technical support	0.5	-	4.5	4.0	3.0	-	12.0
Clerical/other classified	0.5	-	3.0	6.1	2.0	15.2	26.7
Custodians	-	-	104.0	-	-	-	104.0
Maintenance/security/food service	1.0	-	27.5	-	53.6	-	82.1
Paraprofessionals	-	-	-	59.3	-	59.5	118.9
Teachers	-	-	-	7.6	-	-	7.6
Totals	2.0	-	141.2	86.0	59.4	74.7	363.3

LITTLETON PUBLIC SCHOOLS

Littleton, Colorado

SUMMARY OF STAFFING (continued)

2024–2025 Budgeted Staffing

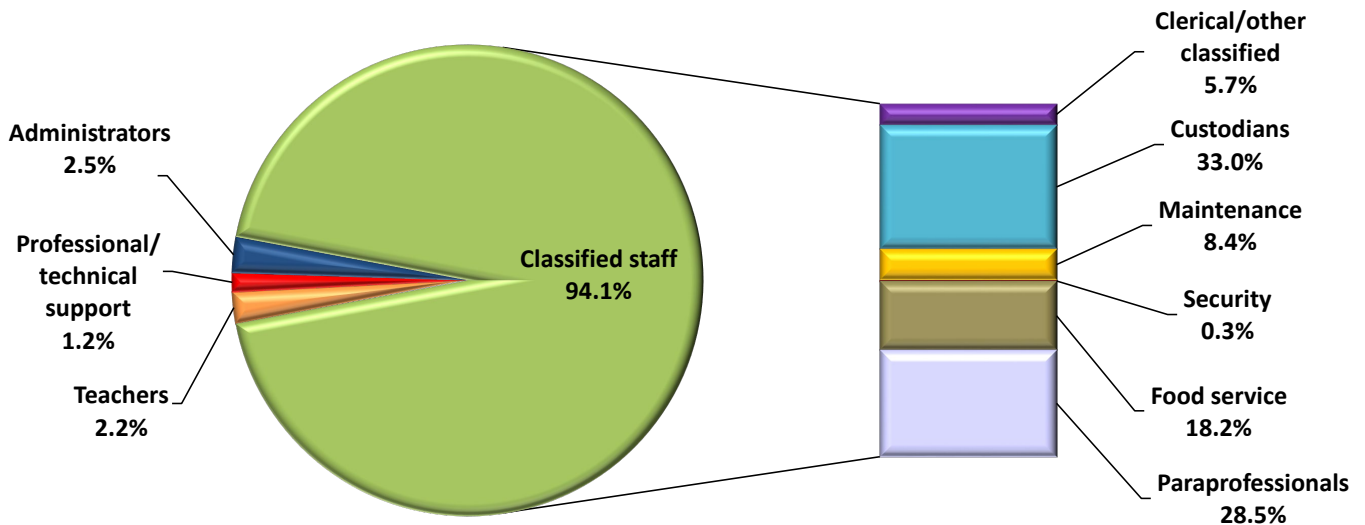
<u>Employee Category</u>	<u>Risk Management Fund</u>	<u>Building Fund</u>	<u>Operations and Technology Fund</u>	<u>Designated Purpose Grants Fund</u>	<u>Nutrition Services Fund</u>	<u>Extended Day Care Program Fund</u>	<u>Total Other Funds</u>
Administrators	-	-	2.2	6.0	0.8	-	9.0
Professional/technical support	0.5	-	2.5	-	3.0	-	6.0
Clerical/other classified	0.5	-	2.0	4.5	2.0	13.6	22.5
Custodians	-	-	104.0	-	-	-	104.0
Maintenance/security/food service	1.0	-	27.7	-	61.0	-	89.7
Paraprofessionals	-	-	-	51.9	-	59.2	111.2
Teachers	-	-	-	7.4	-	-	7.4
Totals	2.0	-	138.4	69.7	66.8	72.8	349.8

2025–2026 Budgeted Staffing

<u>Employee Category</u>	<u>Risk Management Fund</u>	<u>Building Fund</u>	<u>Operations and Technology Fund</u>	<u>Designated Purpose Grants Fund</u>	<u>Nutrition Services Fund</u>	<u>Extended Day Care Program Fund</u>	<u>Total Other Funds</u>
Administrators	-	-	2.2	4.8	0.8	-	7.8
Professional/technical support	0.5	-	2.5	-	1.0	-	4.0
Clerical/other classified	0.5	-	2.0	3.7	1.0	10.9	18.1
Custodians	-	-	104.7	-	-	-	104.7
Maintenance/security/food service	1.0	-	26.7	-	57.8	-	85.5
Paraprofessionals	-	-	-	53.1	-	37.1	90.3
Teachers	-	-	-	6.9	-	-	6.9
Totals	2.0	-	138.1	68.5	60.6	48.0	317.3

Ω 2025–2026 FTE calculation restated based on an 8-hour workday for non-licensed personnel districtwide.

2025–2026 Budgeted Staffing



LITTLETON PUBLIC SCHOOLS

Littleton, Colorado

DEMOGRAPHICS

Demographics relate to the dynamic balance of a population in regards to age, density, capacity for expansion or decline, fiscal stability, and ethnic diversity. The district uses a comprehensive enrollment and demographic analysis to form the basis for not only facility and resource utilization decisions that impact the entire district community, but also for the development of the strategic plans that guide district management in the education of the district’s students.

Arapahoe County currently has the third largest population of all Colorado counties, and estimates by the Colorado Division of Local Government anticipate that the population will increase by 47.9 percent between 2010 and 2040. However, the vast majority of the anticipated growth in the county will occur outside of district boundaries in more rural areas. Trends over the last several years indicate the district can anticipate overall population growth within district boundaries to be approximately 0.10 percent annually. The district’s population is aging, but there are some pockets with growth indicative of housing turnover. The district’s most recent demographic study indicated enrollment is starting to stabilize.

The demographics included in the report detail that poverty levels in the district have increased, the English Language Development (ELD) population has remained steady, the non-white population has grown, and special education students have increased. These changes are similar for both in-district and out-of-district students. Overall, the study indicated that enrollment declines were expected to continue, though at a much slower pace. It is noted that the COVID-19 pandemic negatively affected enrollment statewide, not just in LPS. The anticipated reversal of the pandemic-induced enrollment drop has not occurred as expected. Moreover, out-of-district choice enrollment, which offsets a portion of the expected decreases of in-district enrollment, was also negatively impacted by the pandemic and has continued to decrease annually.

Historical Distribution Numbers

Fiscal Year	American Indian/ Native Alaskan	Asian	Black	Hispanic or Latino	White	Native Hawaiian or Other Pacific Islander	Two or More Races	Total
2020–2021	54	372	195	2,426	10,199	25	641	13,912
2021–2022	50	353	193	2,375	9,848	37	662	13,518
2022–2023	47	334	177	2,300	9,701	20	699	13,278
2023–2024	43	296	174	2,331	9,626	22	734	13,226
2024–2025	36	292	177	2,360	9,473	23	739	13,100

Source of Enrollment

	2020–2021	2021–2022	2022–2023	2023–2024	2024–2025
In-district	11,335	11,116	10,978	11,047	11,078
Out-of-district	2,577	2,402	2,300	2,179	2,022
Total Enrollment	13,912	13,518	13,278	13,226	13,100

LITTLETON PUBLIC SCHOOLS

Littleton, Colorado

PARTICIPATION IN FREE AND REDUCED-PRICE MEAL PLANS (BY LOCATION)

	2021–2022			2022–2023		
	Enrolled	Free and Reduced	% Free and Reduced	Enrolled	Free and Reduced	% Free and Reduced
Preschool Level €						
The Village for Early Childhood Education	295	51	17.29%	345	72	20.87%
Centennial Elementary Preschool	-	-	N/A	-	-	N/A
Littleton Preparatory Preschool	-	-	N/A	-	-	N/A
Total Preschool Level	295	51		345	72	
Elementary Schools						
Centennial Elementary	373	107	28.69%	370	117	31.62%
East Elementary★	202	82	40.59%	184	95	51.63%
Field Elementary	283	157	55.48%	273	187	68.50%
Ford Elementary	653	-	0.00%	705	59	8.37%
Gaskill Elementary Ω	-	-	N/A	530	96	18.11%
Highland Elementary ‡	322	-	0.00%	-	-	N/A
Hopkins Elementary	339	40	11.80%	360	50	13.89%
Lenski Elementary	409	-	0.00%	500	35	7.00%
Little Raven Elementary»	291	61	20.96%	260	62	23.85%
Peabody Elementary ‡	156	-	0.00%	-	-	N/A
Runyon Elementary	450	-	0.00%	467	38	8.14%
Sandburg Elementary	468	-	0.00%	489	48	9.82%
Twain Elementary ‡	226	-	0.00%	-	-	N/A
Wilder Elementary	631	-	0.00%	601	36	5.99%
Total Elementary Schools	4,803	447	9.31%	4,739	823	17.37%
Charter Schools						
Littleton Academy	455	-	0.00%	454	-	0.00%
Littleton Preparatory	542	55	10.15%	519	71	13.68%
Total Charter Schools	997	55	5.52%	973	71	7.30%
Middle Schools						
Euclid Middle School	764	135	17.67%	726	159	21.90%
Goddard Middle School	589	149	25.30%	552	166	30.07%
Newton Middle School	738	64	8.67%	791	61	7.71%
Powell Middle School	611	58	9.49%	526	78	14.83%
Total Middle Schools	2,702	406	15.03%	2,595	464	17.88%
High Schools						
Arapahoe High School	1,884	119	6.32%	1,820	145	7.97%
Heritage High School	1,724	159	9.22%	1,754	180	10.26%
Littleton High School	1,293	267	20.65%	1,224	320	26.14%
Total High Schools	4,901	545	11.12%	4,798	645	13.44%
Total Enrollment*	13,698	1,504	10.98%	13,450	2,075	15.43%

* Information presented includes Grades Preschool–12 and does not represent the district's actual enrollment.

Source of information is Colorado Department of Education at <https://www.cde.state.co.us/cdereval/pupilscurrent>

Ω Gaskill Elementary replaced Franklin Elementary beginning in fiscal year 2022–2023.

‡ Highland, Peabody, and Twain Elementaries were closed at the end of fiscal year 2021–2022.

★ East Elementary was closed at the end of fiscal year 2022–2023.

» Little Raven Elementary replaced Moody Elementary beginning in fiscal year 2023–2024.

€ The recording of preschool students was changed effective 2023–2024 as a result of the implementation of universal preschool.

LITTLETON PUBLIC SCHOOLS
Littleton, Colorado

PARTICIPATION IN FREE AND REDUCED-PRICE MEAL PLANS
(BY LOCATION—continued)

	2023–2024			2024–2025		
	Enrolled	Free and Reduced	% Free and Reduced	Enrolled	Free and Reduced	% Free and Reduced
Preschool Level €						
The Village for Early Childhood Education	323	121	37.46%	336	114	33.93%
Centennial Elementary Preschool	33	7	21.21%	35	5	14.29%
Littleton Preparatory Preschool	32	6	18.75%	31	2	6.45%
	<u>388</u>	<u>134</u>		<u>402</u>	<u>121</u>	
Elementary Schools						
Centennial Elementary	304	141	46.38%	299	144	48.16%
East Elementary★	-	-	N/A	-	-	N/A
Field Elementary	283	195	68.90%	280	207	73.93%
Ford Elementary	684	87	12.72%	653	85	13.02%
Gaskill Elementary Ω	523	130	24.86%	508	142	27.95%
Highland Elementary ‡	-	-	N/A	-	-	N/A
Hopkins Elementary	358	65	18.16%	372	74	19.89%
Lenski Elementary	503	55	10.93%	509	57	11.20%
Little Raven Elementary»	439	174	39.64%	475	191	40.21%
Peabody Elementary ‡	-	-	N/A	-	-	N/A
Runyon Elementary	427	70	16.39%	423	86	20.33%
Sandburg Elementary	499	72	14.43%	495	-	0.00%
Twain Elementary ‡	-	-	N/A	-	-	N/A
Wilder Elementary	592	50	8.45%	592	56	9.46%
Total Elementary Schools	<u>4,612</u>	<u>1,039</u>	22.53%	<u>4,606</u>	<u>1,042</u>	22.62%
Charter Schools						
Littleton Academy	458	44	9.61%	455	49	10.77%
Littleton Preparatory	484	118	24.38%	467	133	28.48%
Total Charter Schools	<u>942</u>	<u>162</u>	17.20%	<u>922</u>	<u>182</u>	19.74%
Middle Schools						
Euclid Middle School	698	204	29.23%	632	196	31.01%
Goddard Middle School	562	214	38.08%	575	202	35.13%
Newton Middle School	784	96	12.24%	781	98	12.55%
Powell Middle School	546	124	22.71%	509	130	25.54%
Total Middle Schools	<u>2,590</u>	<u>638</u>	24.63%	<u>2,497</u>	<u>626</u>	25.07%
High Schools						
Arapahoe High School	1,781	272	15.27%	1,748	294	16.82%
Heritage High School	1,746	304	17.41%	1,748	350	20.02%
Littleton High School	1,192	421	35.32%	1,187	477	40.19%
Total High Schools	<u>4,719</u>	<u>997</u>	21.13%	<u>4,683</u>	<u>1,121</u>	23.94%
Total Enrollment*	<u>13,251</u>	<u>2,970</u>	22.41%	<u>13,110</u>	<u>3,092</u>	23.59%

* Information presented includes Grades Preschool–12 and does not represent the district's actual enrollment. Source of information is Colorado Department of Education at <https://www.cde.state.co.us/cdereval/pupilscurrent>

Ω Gaskill Elementary replaced Franklin Elementary beginning in fiscal year 2022–2023.

‡ Highland, Peabody, and Twain Elementaries were closed at the end of fiscal year 2021–2022.

★ East Elementary was closed at the end of fiscal year 2022–2023.

» Little Raven Elementary replaced Moody Elementary beginning in fiscal year 2023–2024.

€ The recording of preschool students was changed effective 2023–2024 as a result of the implementation of universal preschool.

LITTLETON PUBLIC SCHOOLS

Littleton, Colorado

STUDENT ENROLLMENT FORECASTING METHODOLOGY

Enrollment projections can be challenging. The district uses history to project the future and modifies its approach as needed. In recent years, enrollment projections were modified because:

- 2021–2022, the district implemented boundary changes that moved some students to new attendance areas.
- 2022–2023, the district closed three smaller elementary schools and opened a new, larger elementary. Therefore, the district relied heavily on conversations with principals and information in Infinite Campus to project student enrollment at each school.
- 2023–2024, the implementation of universal preschool (UPK) resulted in higher student registrations than where historically seen in preschool. This program replaced the CDE managed CPP/Ecare/SpEd programs and is now managed through the Colorado Department of Early Childhood (CDEC).

The forecasting methodology used to predict the number of students who will be attending district schools is a combination of methods and analyses. This combination of methods is used because it provides for accurate forecasts and is relatively inexpensive to produce. These forecasting methods have resulted in accurate enrollment projections. They include:

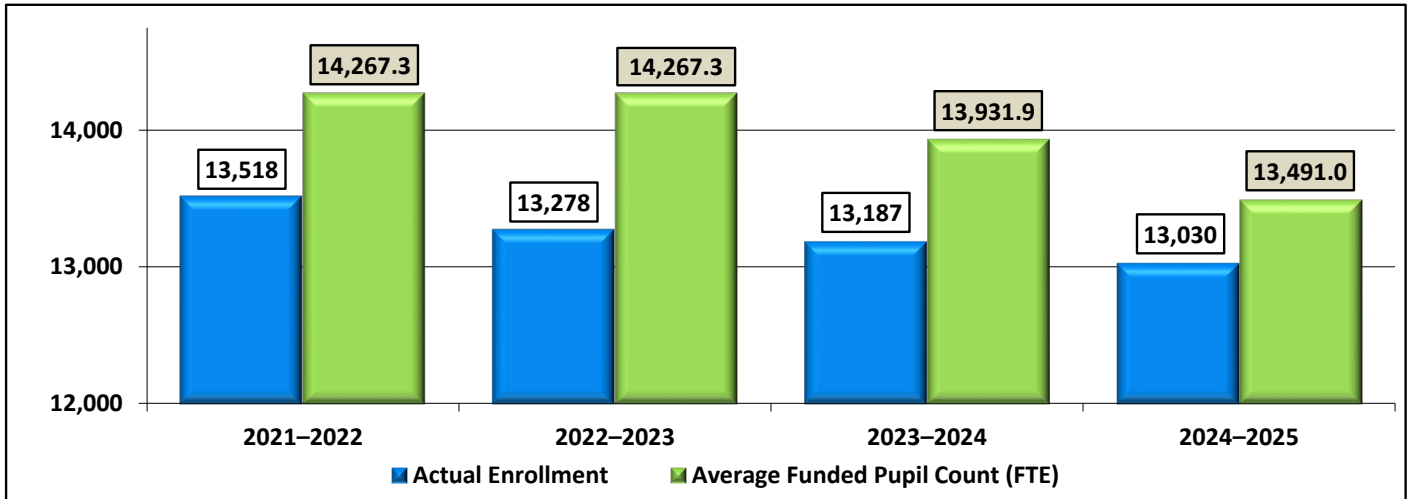
- October 1 enrollment count.
- Cohort progression method for Grades 1–12 in which the growth rate from the previous year, or from an average of several years, is applied to the current year's enrollment to project next year.
- Straight advancement method for Grades 1–12, which is a method where LPS advances the number of students from one grade to the next. For example, the total number of kindergarteners in the current year becomes the projected number of first graders for the next year.
- Location specific adjustments to fine-tune the forecasts.

The Student Enrollment History and the Student Enrollment Forecast on the next page include categories in various grade levels. The average pupil count is based on the number of full-time equivalent (FTE) students whereas the enrollment is based on total number of individual students. The average funded pupil count can be a significantly different number than the number of students enrolled. This difference is expected to level out for the district as student enrollment stabilizes. With the implementation of the universal preschool (UPK) program in 2023–2024 and a majority of preschool students not being full-time, the district's average funded FTE student count is expected to be less than the number of individually enrolled students.

LITTLETON PUBLIC SCHOOLS

Littleton, Colorado

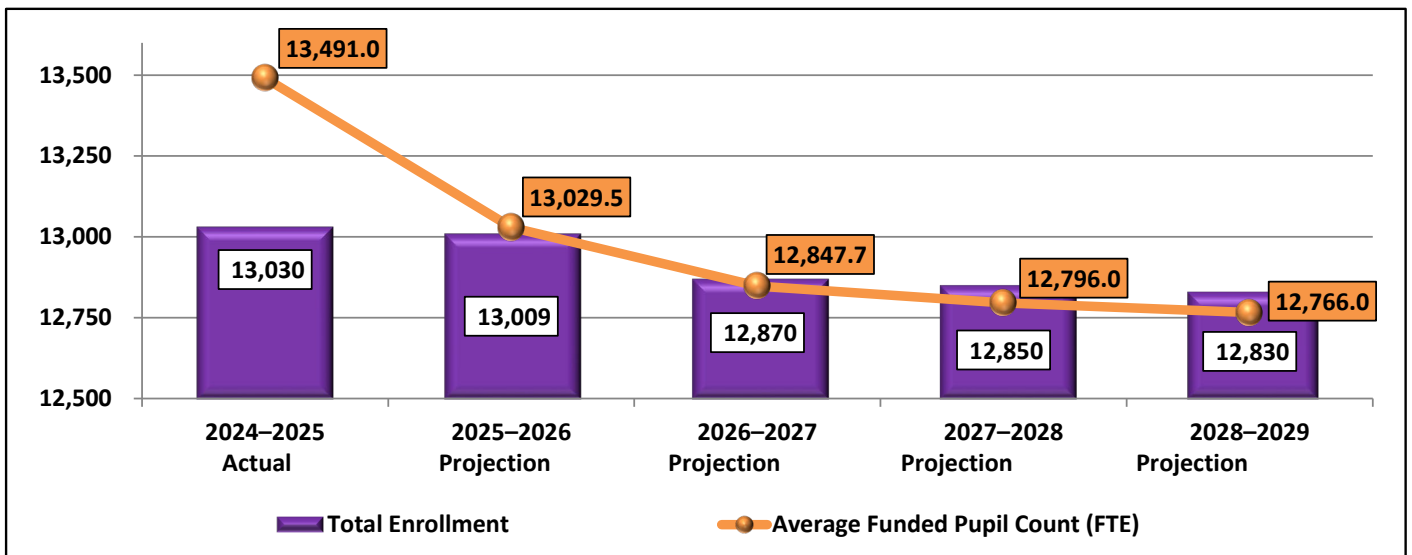
STUDENT ENROLLMENT HISTORY



STUDENT ENROLLMENT FORECAST

The primary source of district revenues is driven by enrollment. For this reason, the district projects enrollment figures. However, since projections are an estimate of anticipated districtwide revenues and expenditures, enrollment projections also focus on districtwide estimates rather than per-location estimates.

	2024-2025 <u>Actual</u>	2025-2026 <u>Projection</u>	2026-2027 <u>Projection</u>	2027-2028 <u>Projection</u>	2028-2029 <u>Projection</u>
Preschool	332	332	332	332	332
Grades K-5	5,224	5,170	5,110	5,102	5,092
Grades 6-8	2,725	2,737	2,707	2,705	2,703
Grades 9-12	4,749	4,770	4,721	4,711	4,703
Total Enrollment	13,030	13,009	12,870	12,850	12,830
Average Funded Pupil Count (FTE)	13,491.0	13,029.5	12,847.7	12,796.0	12,766.0



LITTLETON PUBLIC SCHOOLS

Littleton, Colorado

STUDENT ENROLLMENT HISTORY BY LOCATION

	2021–2022	2022–2023	2023–2024	2024–2025	2025–2026
	<u>Actual</u>	<u>Actual</u>	<u>Actual</u>	<u>Actual</u>	<u>Projected</u>
Preschool Level					
The Village Preschool	225	263	297	279	279
Centennial Elementary Preschool ‡	-	-	24	25	25
Littleton Preparatory Preschool ‡	-	-	28	28	28
Total Preschool Level	<u>225</u>	<u>263</u>	<u>349</u>	<u>332</u>	<u>332</u>
Elementary School Level					
Centennial Elementary	373	330	304	299	288
East Elementary	201	183	-	-	-
Field Elementary	279	273	283	278	276
Ford Elementary	653	705	683	653	653
Gaskill Elementary	-	529	521	506	478
Highland Elementary	322	-	-	-	-
Hopkins Elementary	339	360	356	372	381
Lenski Elementary	409	500	503	508	507
Little Raven Elementary	262	260	439	474	459
Peabody Elementary	156	-	-	-	-
Runyon Elementary	450	466	427	422	409
Sandburg Elementary	468	488	498	493	490
Twain Elementary	225	-	-	-	-
Wilder Elementary	593	601	592	592	601
Littleton Academy	304	303	307	306	302
Littleton Preparatory	350	328	326	316	322
Other Programs	7	3	4	5	4
Total Elementary School Level	<u>5,391</u>	<u>5,329</u>	<u>5,243</u>	<u>5,224</u>	<u>5,170</u>
Middle School Level					
Euclid Middle School	736	703	664	602	575
Goddard Middle School	570	527	542	539	545
Newton Middle School	727	772	760	773	776
Powell Middle School	596	510	538	497	522
Littleton Academy	151	151	151	149	154
Littleton Preparatory	157	157	158	151	155
Phoenix Program	6	9	6	6	4
Other Programs	4	7	10	8	6
Total Middle School Level	<u>2,947</u>	<u>2,836</u>	<u>2,829</u>	<u>2,725</u>	<u>2,737</u>
High School Level & Alternative Programs					
Arapahoe High School	1,791	1,724	1,675	1,636	1,680
Heritage High School	1,653	1,686	1,662	1,629	1,640
Littleton High School	1,195	1,116	1,076	1,084	1,070
Options Secondary Program	165	152	141	133	119
Phoenix Program	11	14	12	9	9
Other Programs	140	158	200	258	252
Total High School Level & Alternative Programs	<u>4,955</u>	<u>4,850</u>	<u>4,766</u>	<u>4,749</u>	<u>4,770</u>
Total Enrollment	<u>13,518</u>	<u>13,278</u>	<u>13,187</u>	<u>13,030</u>	<u>13,009</u>
Average Funded Pupil Count (FTE)	<u>14,267.3</u>	<u>13,931.9</u>	<u>13,754.3</u>	<u>13,491.0</u>	<u>13,029.5</u>

NOTE: Other programs include Voyager Online Program, Next, Nova Program, and Transition.

‡ 2023-24 restated to state funded preschool enrollment. With the advent of Universal Preschool funding from the state, LPS started tracking preschool students in other facilities.

LITTLETON PUBLIC SCHOOLS

Littleton, Colorado

GRADUATION AND COMPLETION RATES

Colorado Department of Education (CDE) calculates graduation rates. Rates are based on a four-year formula, adopted in 2009–2010, which defines “on-time” as only those students who graduate from high school four years after transitioning from eighth grade. Under this four-year, on-time formula, a student is assigned an unchanging graduating class when they enter Grade 9. The state makes this calculation by adding four years to the year the student enters Grade 9. In other words, the formula anticipates that a student entering Grade 9 in fall 2024 will graduate with the Class of 2028.

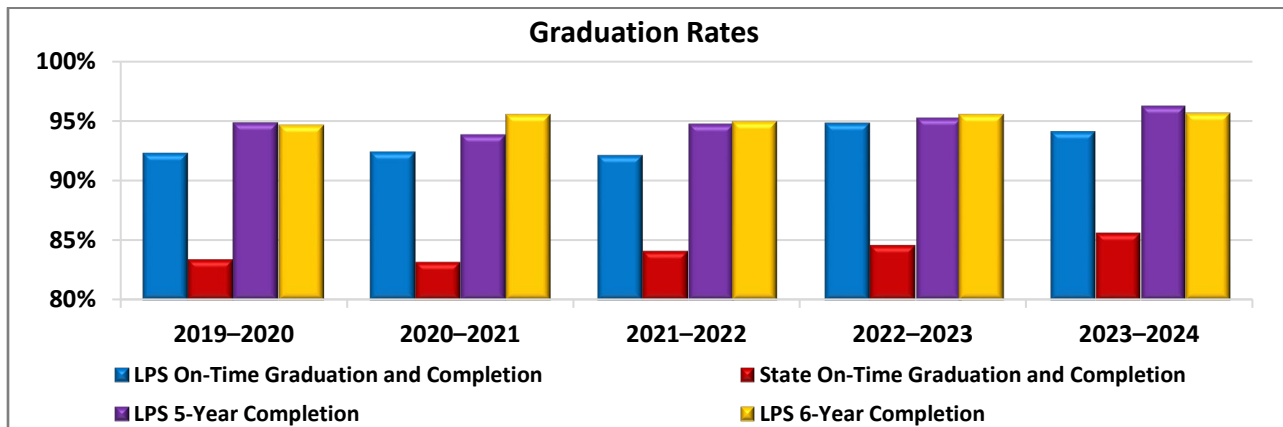
The shift to the new four-year, on-time graduation rate was made in order to comply with federal regulations that required the state of Colorado to move to an accountability system which measures and reports the on-time graduation rate. The formula and methodology is based on the

The completion rate includes students who have completed graduation requirements outside of the four-year graduating class assignment. Completers are all graduates plus those students who are not considered graduates but who receive a certificate, a designation of high school completion, or a GED certificate by the end of August.

The chart to the right shows the final graduation and completion rates for the most recent school years. CDE calculated rates based on the end-of-year report as completed by the high school attendance secretaries.

Graduation and Completion Rates

	AHS	HHS	LHS	District	State
On-Time Graduation and Completion Rates					
Class of 2023–2024	95.0%	97.4%	88.3%	94.1%	85.6%
Class of 2022–2023	96.6%	97.7%	87.9%	94.8%	84.6%
Class of 2021–2022	95.3%	95.0%	83.6%	92.1%	84.1%
Class of 2020–2021	94.8%	93.9%	86.0%	92.4%	83.2%
Class of 2019–2020	94.3%	95.8%	83.5%	92.3%	83.4%
5-Year Completion Rates					
Class of 2022–2023	97.9%	97.9%	91.4%	96.3%	88.8%
Class of 2021–2022	97.3%	97.5%	89.8%	95.3%	88.3%
Class of 2020–2021	96.1%	96.3%	90.5%	94.8%	87.7%
Class of 2019–2020	95.2%	96.8%	87.3%	93.9%	88.0%
Class of 2018–2019	97.8%	96.2%	87.7%	94.9%	87.3%
6-Year Completion Rates					
Class of 2021–2022	97.5%	>=98.0%	90.1%	95.7%	89.5%
Class of 2020–2021	96.6%	97.0%	91.8%	95.6%	88.9%
Class of 2019–2020	96.3%	97.1%	89.4%	95.0%	89.3%
Class of 2018–2019	98.0%	97.1%	89.1%	95.6%	89.0%
Class of 2017–2018	97.2%	96.3%	88.7%	94.7%	88.8%



LITTLETON PUBLIC SCHOOLS

Littleton, Colorado

DROPOUT RATES

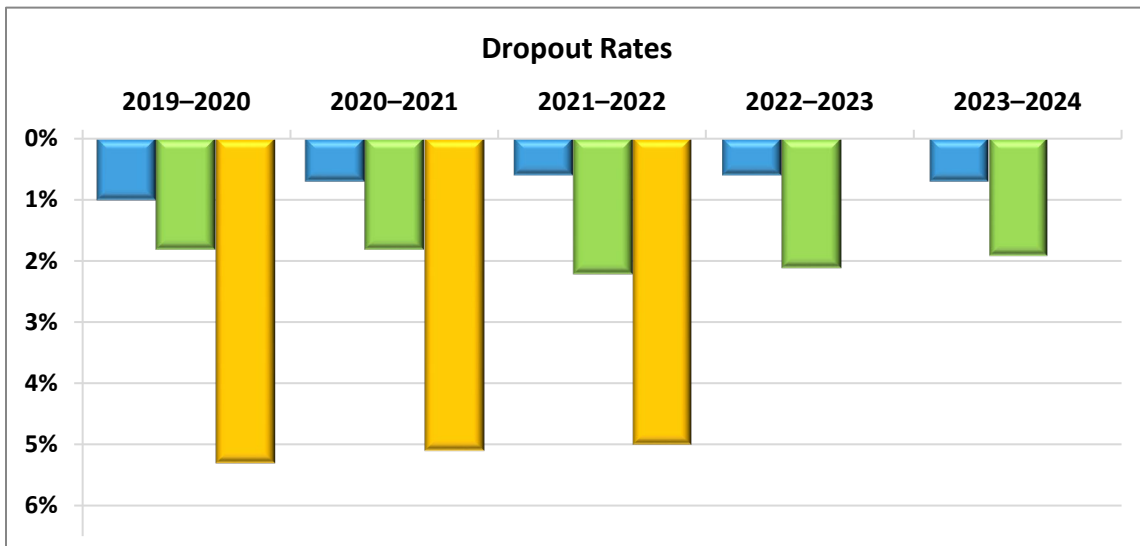
Beginning in 2005, Code of Colorado Regulations (CCR) 301-67—“Rules for the Administration of Colorado Data Reporting for School Accreditation”—required Colorado’s school districts to obtain adequate documentation of transfer for all students who transfer from the district to attend a school outside the state or country, a private school, or a home-based education program. The state defines adequate documentation as an official request for academic records from the student’s new school, or in the case of a home-based education program, a signed form from a parent or legal guardian. Districts must report students as dropouts if they cannot obtain this documentation. If an in-state public school receives documentation but the student never attends, the state considers them a dropout. This provision potentially affects districts and schools serving highly mobile student populations to a much greater degree.

Students attending Colorado’s public schools during the 2023–2024 school year had a dropout rate of 2.1 percent, as reported by Colorado Department of Education. This number includes students in all grades, not only those in Grade 12. The district’s districtwide dropout rate remains well below both state and national averages and is the lowest in the Denver metropolitan area.

	2019–2020	2020–2021	2021–2022	2022–2023	2023–2024
Arapahoe High School	0.9%	0.6%	0.6%	0.7%	<=0.5%
Heritage High School	0.9%	0.4%	0.5%	0.8%	<=0.5%
Littleton High School	2.5%	1.9%	1.5%	2.0%	2.4%

Districtwide Rate	1.0%	0.7%	0.6%	0.6%	0.7%
State Rate	1.8%	1.8%	2.2%	2.1%	1.9%
National Rate*	5.3%	5.1%	5.0	–	–

* The U.S. Department of Education National provides dropout rate information. The data provided is the most recent available.



LITTLETON PUBLIC SCHOOLS

Littleton, Colorado

STUDENT ACHIEVEMENT

District Assessment of Student Achievement Outcomes

At LPS, assessment plays a vital role in measuring student performance and is often a major factor in shaping public perception about the quality of district schools. Assessment results are used to help improve teaching and learning and to evaluate programs and schools. Assessments are also used to generate the data on which policy decisions are made. Why does LPS have tests? This is the most fundamental question in educational assessment, and it has multiple answers. The district uses assessments to:

- Monitor educational systems for public accountability.
- Evaluate the effectiveness of instructional practices.
- Measure student achievement.
- Evaluate students' mastery of skills.

Student achievement is the cornerstone of the district's Strategic Plan, and LPS is committed to improving achievement for students at all levels. The district goal of 100 percent of all students graduating prepared for meaningful post-secondary opportunities is evaluated annually through an examination of a body of evidence for each LPS student. This body of evidence includes district and state assessments as well as embedded school assessments and teacher evaluation of student performance. Results from *Measures of Academic Progress (MAP)*, *Colorado Measures of Academic Success (CMAS)*, and *i-Ready* assessments are reported to show progress toward these goals. Additionally, results from college readiness assessments taken by students in Grades 9–11 are used to evaluate preparation and readiness for the post-secondary experience. These include the Colorado PSAT and SAT, as well as National SAT results.

Colorado's statewide end-of-year assessments (CMAs) align with the state standards and help us determine if students have mastered grade-level expectations by the year's end. To accurately measure student mastery of these skills and expectations, Colorado adopts assessments that align with the *Colorado Academic Standards*. The standards set clear consistent guidelines for what students should know and be able to do at each grade level in English Language Arts, Math, Science, and Social Studies.

On the following pages, testing results noted with an N/A indicate areas that were not assessed by CDE in the return to school following COVID-19.

Colorado Measures of Academic Success (CMAS)

The *Colorado Academic Standards* are the expectations for what students need to learn and be able to demonstrate at the end of each grade. These standards were developed by Colorado educators, content specialists, and assessment experts and are designed to ensure all students are on the path to college and career readiness. The standards reflect the critical content, critical thinking, problem-solving, and effective communication skills that students need to be truly prepared for success after high school in the 21st century.

Challenging standards require using quality assessments that measure students' knowledge of the expectations. Students across Colorado take these assessments (CMAS) in English Language Arts (ELA) and Mathematics in Grades 3-8 and Science in Grade 5, 8, and 11. In the Spring of 2025, Social Studies will be assessed for the first time since 2019, but will only be administered at schools selected by the

LITTLETON PUBLIC SCHOOLS

Littleton, Colorado

STUDENT ACHIEVEMENT (continued)

Colorado Department of Education. In LPS, the schools that will participate are Field Elementary, Lenski Elementary, Runyon Elementary, Newton Middle School, and Littleton Preparatory Charter School.

The results of these assessments not only help the district meet the individual needs of students but also evaluate instructional programming and curriculum implementation. LPS welcomes these results

as an additional piece of the body of evidence that is used in conjunction with national, district, building, and classroom assessments in support of the district’s work toward continuous improvement in the area of student achievement for each student.

District CMAS Science Results						
Science		Strong and Distinguished Performance Levels				
		2020	2021	2022	2023	2024
Grade 5	LPS	N/A	N/A	N/A	44%	56%
	State	N/A	N/A	N/A	34%	38%
Grade 8	LPS	N/A	N/A	N/A	59%	52%
	State	N/A	N/A	N/A	31%	32%
Grade 11	LPS	N/A	N/A	N/A	56%	46%
	State	N/A	N/A	N/A	25%	25%

District CMAS ELA and Mathematics Results													
English Language Arts/Literacy (ELA)		Performance Levels					Mathematics		Performance Levels				
		Meet and Exceeded							Meet and Exceeded				
		2020	2021	2022	2023	2024			2020	2021	2022	2023	2024
Grade 3	LPS	N/A	57%	56%	50%	56%	Grade 3	LPS	N/A	N/A	51%	55%	58%
	State	N/A	39%	41%	40%	42%		State	N/A	N/A	39%	40%	42%
Grade 4	LPS	N/A	N/A	60%	60%	58%	Grade 4	LPS	N/A	43%	39%	41%	51%
	State	N/A	N/A	44%	44%	42%		State	N/A	29%	31%	33%	34%
Grade 5	LPS	N/A	65%	64%	62%	63%	Grade 5	LPS	N/A	N/A	51%	50%	53%
	State	N/A	47%	45%	48%	47%		State	N/A	N/A	35%	37%	37%
Grade 6	LPS	N/A	N/A	58%	62%	61%	Grade 6	LPS	N/A	42%	45%	50%	47%
	State	N/A	N/A	43%	43%	44%		State	N/A	24%	26%	28%	29%
Grade 7	LPS	N/A	65%	65%	61%	65%	Grade 7	LPS	N/A	N/A	47%	50%	53%
	State	N/A	43%	42%	45%	46%		State	N/A	N/A	25%	26%	30%
Grade 8	LPS	N/A	N/A	67%	67%	58%	Grade 8	LPS	N/A	53%	57%	62%	55%
	State	N/A	N/A	44%	42%	43%		State	N/A	30%	32%	33%	33%

Measures of Academic Progress and i-Ready Assessments

Measures of Academic Progress (MAP) is a computerized assessment specifically designed to measure academic growth and achievement of students and to give teachers information on students’ instructional levels. MAP testing is used in Grades 9–10. The *i-Ready* assessments are adaptive tests designed to provide customized student evaluations that track growth and performance consistently and continuously over a student’s K–12 career. LPS uses *i-Ready* assessments in Grades K–8.

The adaptive nature of *i-Ready* and MAP assessments also provides large amounts of information from a limited number of test items. Educators use the formative growth and achievement data throughout the year to make student-focused, data-informed decisions regarding targeted instructional strategies. This information is also used to plan and monitor school improvement efforts. District results for the Spring administrations of the MAP and i-Ready Reading and Math assessments are on the following page.

LITTLETON PUBLIC SCHOOLS

Littleton, Colorado

STUDENT ACHIEVEMENT (continued)

Grade Level Median Rasch Limits (RIT)—the test score with an equal number of scores above and below it or the middle score for the grade level. The RIT score is an estimation of a student’s instructional level and also measures student academic progress, or growth in school, from year to year. The RIT scale uses an equal-interval scale much like centimeters on a ruler to chart student academic growth.

Percentile Rank (PR)—shows the percentage of students in the national sample with scores lower than the typical LPS student.

District MAP Historical Reading Results

	2020		2021		2022		2023		2024	
	Median RIT	PR	Median RIT	PR	Median RIT	PR	Median RIT	PR	Median RIT	PR
Grade 9	233	75%	233	73%	234	72%	230	72%	231	69%
Grade 10	233	75%	236	75%	234	72%	232	72%	232	68%

District i-Ready Student Results—Reading

iReady Reading	% Mid On Level or Higher Placement				
	2020	2021	2022	2023	2024
Kindergarten	N/A	72%	70%	74%	75%
Grade 1	N/A	58%	59%	62%	63%
Grade 2	N/A	60%	57%	60%	52%
Grade 3	N/A	57%	59%	56%	57%
Grade 4	N/A	51%	52%	51%	54%
Grade 5	N/A	39%	43%	41%	45%
Grade 6	N/A	44%	43%	50%	46%
Grade 7	N/A	40%	46%	42%	45%
Grade 8	N/A	40%	40%	43%	41%

District MAP Historical Mathematics Results

	2020		2021		2022		2023		2024	
	Median RIT	PR	Median RIT	PR	Median RIT	PR	Median RIT	PR	Median RIT	PR
Grade 9	247	76%	242	78%	244	72%	241	71%	241	73%
Grade 10	250	80%	247	81%	238	60%	243	70%	244	71%

District i-Ready Student Results—Mathematics

iReady Mathematics	% Mid On Level or Higher Placement				
	2020	2021	2022	2023	2024
Kindergarten	N/A	72%	71%	77%	75%
Grade 1	N/A	57%	58%	53%	56%
Grade 2	N/A	47%	48%	54%	47%
Grade 3	N/A	49%	48%	52%	50%
Grade 4	N/A	54%	50%	52%	55%
Grade 5	N/A	45%	49%	49%	48%
Grade 6	N/A	33%	39%	42%	39%
Grade 7	N/A	25%	32%	34%	34%
Grade 8	N/A	25%	28%	30%	31%

LITTLETON PUBLIC SCHOOLS

Littleton, Colorado

STUDENT ACHIEVEMENT (continued)

The results of the assessment tools are used by LPS to help the district meet the individual needs of students and evaluate instructional programming and curriculum implementation. LPS welcomes these results as an additional piece of the body of evidence used in conjunction with national, district, building, and classroom assessments in support of the district’s work toward continuous improvement in the area of student achievement for each student. Testing results for ELA and mathematics are shown below.

Post-Secondary Readiness

Preparation for life after Littleton Public Schools is of paramount importance and the heart of our 100 percent goal. Exams such as the SAT can be used an indicator of post-secondary/college readiness.

In Colorado, students participate in a “school day” administration of the PSAT (Grades 9–10) and SAT (Grade 11) assessments, rather than on a Saturday, at no cost. The test divides Reading & Writing and Math sections into two modules. The first features a broad mix of easy, medium, and hard questions, while the second provides students with a targeted mix of questions of varying difficulties based on their performance in module one. The SAT prioritizes content that reflects the kind of reading and mathematics students will encounter in college and their future work lives. Evidence-based reading and writing (EBRW) is the combination score for the reading and writing portions of the test.

Graduating Class SAT Historical Results

		2020	2021	2022	2023	2024
Evidence-Based Reading/Writing	LPS	552	589	562	551	556
	State	511	544	518	508	510
	Nation	528	533	529	520	519
Mathematics	LPS	548	577	548	537	543
	State	501	528	503	488	488
	Nation	523	528	521	508	505
Total	LPS	1100	1166	1110	1088	1099
	State	1012	1072	1021	996	998
	Nation	1051	1060	1050	1028	1024

Colorado SAT Grade 11		EBRW Mean	EBRW Met or Exceed Expectations	Math Mean	Math Met or Exceed Expectations	Composite Mean
2020	LPS	N/A	N/A	N/A	N/A	N/A
	State	N/A	N/A	N/A	N/A	N/A
2021	LPS	558	80%	545	54%	1103
	State	513	60%	498	36%	1011
2022	LPS	548	77%	534	55%	1082
	State	503	58%	483	35%	986
2023	LPS	553	79%	541	60%	1094
	State	506	59%	484	35%	990
2024	LPS	542	76%	526	50%	1068
	State	499	58%	477	31%	976

LITTLETON PUBLIC SCHOOLS
Littleton, Colorado

STUDENT ACHIEVEMENT
(continued)

Results of the PSAT Assessments

Colorado PSAT Grade 10		EBRW Mean	EBRW Met or Exceed Expectations	Math Mean	Math Met or Exceed Expectations	Composite Mean
2020	LPS	N/A	N/A	N/A	N/A	N/A
	State	N/A	N/A	N/A	N/A	N/A
2021	LPS	523	86%	497	59%	1020
	State	484	69%	464	40%	948
2022	LPS	523	86%	494	58%	1016
	State	480	67%	455	40%	935
2023	LPS	515	82%	483	54%	998
	State	476	65%	455	38%	930
2024	LPS	519	84%	492	51%	1010
	State	472	66%	444	34%	916

Colorado PSAT Grade 9		EBRW Mean	EBRW Met or Exceed Expectations	Math Mean	Math Met or Exceed Expectations	Composite Mean
2020	LPS	N/A	N/A	N/A	N/A	N/A
	State	N/A	N/A	N/A	N/A	N/A
2021	LPS	501	85%	488	66%	989
	State	462	69%	441	43%	903
2022	LPS	489	82%	470	59%	959
	State	451	64%	434	41%	885
2023	LPS	497	84%	490	72%	988
	State	450	64%	440	47%	891
2024	LPS	502	84%	482	65%	984
	State	449	65%	430	40%	879

LITTLETON PUBLIC SCHOOLS

Littleton, Colorado

COMMUNITY REACTION

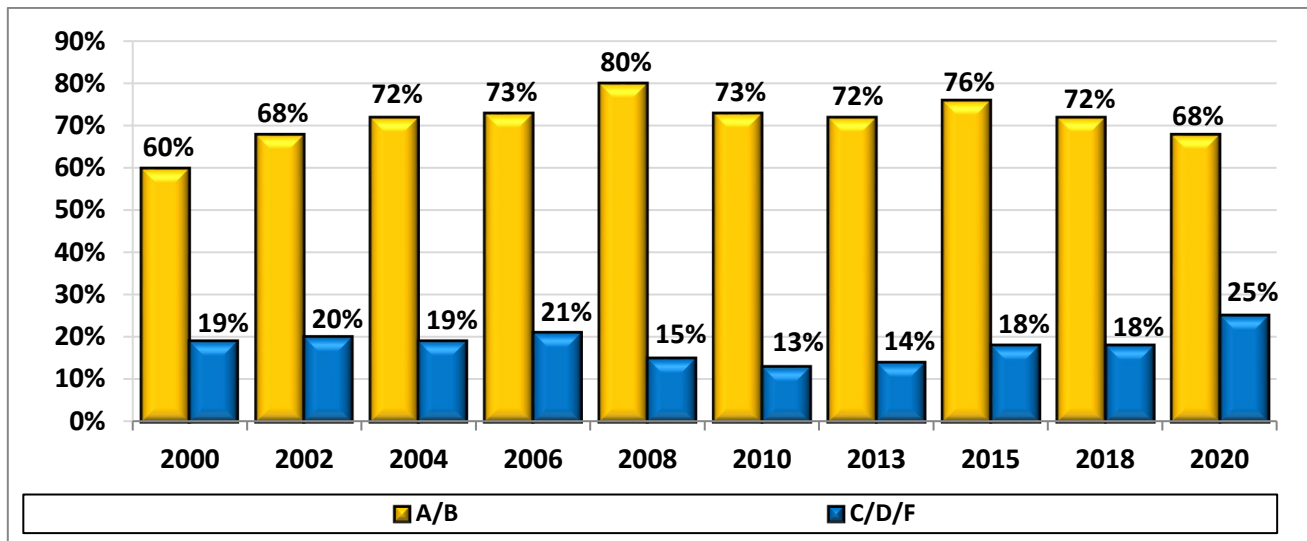
Both parent and community support are integral to the success of the district's students. Much of a student's life and education occurs outside the classroom, which is why community engagement and involvement is such an important facet in their learning and such a high priority for the district.

Many parents and community stakeholders participate in school and district level committees. They also volunteer in classrooms and for other activities to help provide the foundation for a successful educational framework. Additionally, the district often partners with local businesses to provide not only innovative learning opportunities that teach the job skills the community needs but also to provide mentorships, job shadowing, guest speakers, and sponsorships for numerous programs and activities. Local businesses and community members are continually helping LPS build upon its strong foundation of educational excellence as the district navigates into the future.

The district periodically performs surveys to gauge public sentiment on a variety of issues. Some questions are asked in every survey over time to provide longitudinal data. Typically, the district hires a professional pollster to conduct a community survey with statistically balanced samples and statistically valid results.

For example, the graph below shows survey results over time on the following question:

Students are often given the grades A, B, C, D, and F to rate the quality of their work at school. Suppose the public schools themselves were graded in the same manner. What grade would you give the Littleton Public Schools?



In the last survey, when asked which phrases best describe Littleton Public Schools, respondents indicated the following:

- 82 percent – LPS has high academic expectations for all students.
- 79 percent – LPS makes sure students feel safe at school.
- 76 percent – LPS understands and respects differences in students, including differences based on gender, culture, sexual orientation, or learning styles.

LITTLETON PUBLIC SCHOOLS

Littleton, Colorado

COMMUNITY REACTION (continued)

- 74 percent – LPS does a good job supporting teachers and staff.
- 70 percent – LPS communicates accurately and clearly with our community.
- LPS taxpayers feel district priorities should focus on:
 - ✓ maintaining a safe environment for learning
 - ✓ providing the education that today’s students will need for tomorrow’s jobs and careers
 - ✓ attracting and retaining the best teachers by improving salaries
 - ✓ enhancing school counseling for mental health and suicide prevention
 - ✓ expanding career, technology, and skilled trades classes that provide students with real world job skills
 - ✓ continuing the district’s commitment to academic excellence and accountability
 - ✓ providing every student with an education that includes hands-on opportunities in Science, Technology, Engineering, and Math, also called STEM programs
 - ✓ offering training that leads to good-paying careers for graduating students
 - ✓ maintaining low class sizes
 - ✓ offering classes and training that provide college credit, so more students can cost effectively complete an associate or four-year college degree

Climate, Safety and Wellness Inventory

In 2021, LPS began implementing a new Climate, Safety, and Wellness Inventory (CSWI) using the Panorama survey platform. The CSWI gathers feedback from students, staff and family members regarding the climate of our school communities. The district utilizes anonymous surveys to help gather important information from students, staff and parents about the school environment and student health and wellness. Annual surveys are implemented with students in Grades 3–12. Students are given time in school to complete the survey but there is no penalty for choosing not to participate. Survey data is used to help LPS and individual schools with continuous improvement, adjusting programs and resources to meet the needs of students and to support inclusive and safe environments for everyone in the school community. The district gathers climate, safety, and wellness information because it:

- impacts student learning and growth
- impacts staff performance and retention
- impacts family engagement
- illuminates subgroups that are often unheard

LITTLETON PUBLIC SCHOOLS

Littleton, Colorado

EMPLOYEE BENEFIT COSTS

Introduction

This section is an overview to explain the importance and impact of the employee benefit programs on the overall budget. Employee benefits are those ongoing fixed expenses for which the district contributes a portion of the total cost for the employee or is mandated to contribute an additional amount. The following summarizes the benefit programs and shows how the district's costs are determined.

- **Colorado Public Employees' Retirement Association (PERA)**— Colorado Revised Statute 24-51 mandates participation and rates. Beginning July 2022, the employer contribution rate is 21.4 percent of gross monthly payroll for all employees, and the employee will contribute 11.0 percent.
- **Health Insurance**—Rates are determined by the insurance carrier. The amount contributed for the eligible employee and for family coverage is determined by the district through negotiated agreement. To be eligible, an employee must work 20 hours or more weekly. At present, the district offers four health plans between two insurance carriers where the employee may choose the plan that best meets their needs. For medical insurance, the district pays an average of \$8,561; the employee portion ranges from \$598–\$17,625 annually based on the extent of dependent coverage chosen. The district also offers dental insurance. For dental insurance, the district pays an average of \$439; the employee portion ranges from \$24–\$1,783 annually based on the extent of dependent coverage chosen.
- **Medicare**—Participation and rate are mandated by federal law. The rate is 1.45 percent of employee's gross pay.
- **Life Insurance**—Rates are determined by the insurance carrier and stipulated through negotiated agreements. At present, the district pays 100 percent. The cost is \$0.12 annually for every \$1,000 of coverage. All eligible employees have coverage of two times their annual salary to a maximum of \$400,000.
- **Unemployment Compensation**—Participation is mandatory. Rates are determined by the state bureau of employment services. The district is considered a claims-paid employer. The Colorado Department of Labor and Employment charges the district for actual unemployment costs paid.
- **Workers' Compensation**—Participation is required by law. Rates are determined by the Joint School Districts' Self-Insurance Pool. The total annual salaries of all employees are categorized based on job duties to determine the estimated premium. The amount is multiplied by a predetermined risk rate. The sum of calculations is adjusted by the district's experience modification factor to determine the estimated annual premium. The costs are budgeted and accounted for in the Risk Management Fund; workers' compensation coverage costs are therefore not included in the benefit costs shown on the following pages.

The next two pages illustrate the average employee salary and benefit costs for the various classifications of employees in the district. The average ratio of employee benefit costs to annual salaries is 35.57 percent. The percentage is higher when the cost for worker's compensation insurance is included in the calculations.

**LITTLETON PUBLIC SCHOOLS
Littleton, Colorado**

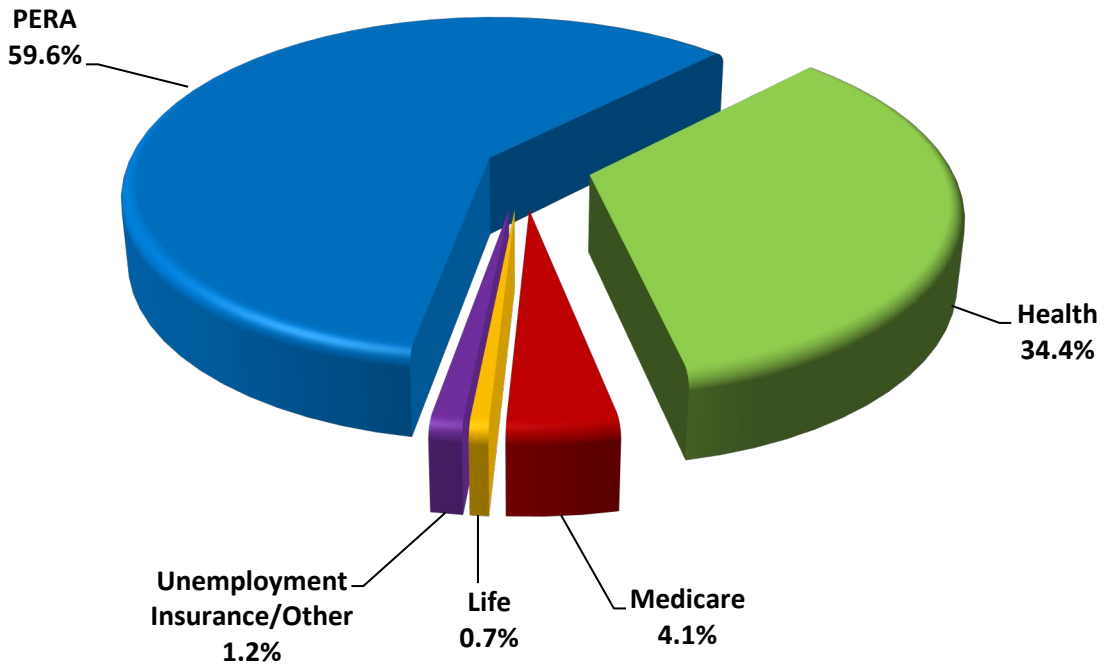
**EMPLOYEE BENEFIT COSTS
(continued)**

Budget Impact

To demonstrate the impact of the district’s employee benefit costs on the General Fund budget, comparison tables of benefit costs are presented.

<u>Description</u>	<u>2023–2024 Budget</u>	<u>2024–2025 Budget</u>	<u>2025–2026 Budget</u>
PERA	\$23,187,435	\$24,219,847	\$25,167,324
Health Insurance	13,176,769	13,988,965	14,512,119
Medicare	1,570,915	1,641,009	1,705,318
Life Insurance	135,633	299,029	309,413
Unemployment Insurance/Other	<u>490,230</u>	<u>495,484</u>	<u>510,443</u>
TOTAL	<u>\$38,560,982</u>	<u>\$40,644,334</u>	<u>\$42,204,617</u>

2025–2026 Budgeted Benefit Expenditures by Category



LITTLETON PUBLIC SCHOOLS
Littleton, Colorado

EMPLOYEE BENEFIT COSTS
(continued)

Impact on Budget on Individual Basis

The following represents the current average costs for employee benefits in the six employee groups of the district. The district uses the CDE's chart of accounts in the financial processes. This chart divides the various types of positions into the classifications presented below. Health insurance premiums represent an average for the district. It is assumed in these examples that the employees are subject to Medicare tax.

Employee: Administrator Average Annual Salary: \$135,498		
Benefits	Monthly	Annually
PERA	\$2,416	\$28,996
Health Insurance	713	8,561
Dental Insurance	37	439
Medicare	164	1,965
Life Insurance	27	325
TOTAL	<u>\$3,357</u>	<u>\$40,286</u>
Ratio of Cost of Benefits to Salary	29.7%	

Employee: Teachers Average Annual Salary: \$91,462		
Benefits	Monthly	Annually
PERA	\$1,631	\$19,573
Health Insurance	713	8,561
Dental Insurance	37	439
Medicare	111	1,326
Life Insurance	18	220
TOTAL	<u>\$2,510</u>	<u>\$30,119</u>
Ratio of Cost of Benefits to Salary	32.9%	

Employee: Professional/Technical Average Annual Salary: \$103,872		
Benefits	Monthly	Annually
PERA	\$1,852	\$22,229
Health Insurance	713	8,561
Dental Insurance	37	439
Medicare	126	1,506
Life Insurance	21	249
TOTAL	<u>\$2,749</u>	<u>\$32,984</u>
Ratio of Cost of Benefits to Salary	31.8%	

Employee: Paraprofessional Average Annual Salary: \$36,489		
Benefits	Monthly	Annually
PERA	\$651	\$7,809
Health Insurance	713	8,561
Dental Insurance	37	439
Medicare	44	529
Life Insurance	7	88
TOTAL	<u>\$1,452</u>	<u>\$17,425</u>
Ratio of Cost of Benefits to Salary	47.8%	

Employee: Office/Administrative Support Average Annual Salary: \$51,544		
Benefits	Monthly	Annually
PERA	\$919	\$11,030
Health Insurance	713	8,561
Dental Insurance	37	439
Medicare	62	747
Life Insurance	10	124
TOTAL	<u>\$1,742</u>	<u>\$20,901</u>
Ratio of Cost of Benefits to Salary	40.5%	

Employee: Crafts, Trades, and Services Average Annual Salary: \$47,782		
Benefits	Monthly	Annually
PERA	\$852	\$10,225
Health Insurance	713	8,561
Dental Insurance	37	439
Medicare	58	693
Life Insurance	10	115
TOTAL	<u>\$1,669</u>	<u>\$20,033</u>
Ratio of Cost of Benefits to Salary	41.9%	

LITTLETON PUBLIC SCHOOLS

Littleton, Colorado

COLORADO SCHOOL FINANCE ACT COMPLIANCE

In May 2010, House Bill 10-1013 was passed by the Colorado State Legislature. As part of the School Finance Act (C.R.S. 22-44-105(1)(d.5)), this added a requirement that each district's adopted budget shall include a uniform summary sheet for each fund administered by the district that details the following for each fund:

- The beginning fund balance and anticipated ending fund balance for the budget year
- The anticipated fund revenues for the budget year, delineated by the program and source codes identified in the chart of accounts
- The anticipated transfer and allocations that will occur to and from the fund
- The anticipated expenditures that will be made from the fund, delineated by the program and object codes identified in the chart of accounts
- The amount of reserves in the fund

Previously, all school districts were required to submit this summary directly to the Colorado Department of Education (CDE) by January 31 of the budget year.

Revenue Categories

In the Uniform Budget Summary, revenues are distinguished by source. There are five primary sources accounted for in the summary which are classified by object codes rather than program codes.

- **Local Sources.** Revenue from local sources is the amount of money produced within the boundaries of the school district and available for district use. This includes instructional fees, gifts to schools, property taxes, and mill levy override funding.
- **Intermediate Sources.** Revenue from intermediate sources is distributed by cities, counties, and other intermediate sources. In Colorado, counties are the most common intermediate source.
- **State Sources.** Revenue from state sources is revenue from funds collected by the state government and distributed to school districts. This includes the State Share of the School Finance Act funding and categorical revenues.
- **Federal Sources.** Revenue from federal sources is revenue from funds collected by the federal government and distributed to school districts. Grant revenues and funding provided for participation in federally assisted meal programs are the primary federal sources.
- **Other Sources.** This classification includes funding sources that constitute fund revenues in a strict fund accounting context but which are not considered revenues to the school district. They include proceeds from long-term debt and the receipt of interfund transfers.

Expenditures by Program

Since every district organizes and operates slightly differently from all other districts, CDE developed a standard chart of accounts to provide a basis for comparison between all of the state's school districts. Within this chart of accounts, programs were developed to categorize expenditures into similar types. A program is a plan of activities and procedures designed to achieve a planned objective or set of objectives. Programs provide school districts with a framework to classify expenditures and determine total costs of attaining those objectives in way that allows for public comparison of district budgets. The Uniform Budget Summary divides the budgeted revenues and expenditures first by fund then by program and object.

LITTLETON PUBLIC SCHOOLS

Littleton, Colorado

COLORADO SCHOOL FINANCE ACT COMPLIANCE (continued)

- **Instructional**—Activities dealing directly with the interactions between staff and students. They may be provided in traditional classroom settings, in off-site locations such as a home or hospital, or may be provided through approved media like television, telephone, or on-line. This category includes expenditures for paraprofessionals who assist during the instructional process, teachers, and instructional supplies and materials used in the classroom. There are numerous sub-programs within this category including general preschool, elementary, middle school, and high school instruction, gifted and talented instruction, integrated education, and general instructional media. Depending on the level, the instruction provided can be further divided into grades or general and specific areas of study. Instructional expenditures are assigned CDE chart of account codes 0010 through 2099.
- **Support Services—Students.** Activities designed to assess and improve the well-being of students and to supplement the teaching process. Attendance and social work services, guidance services, health services, psychological services, audiology services, and occupational and physical therapy related services are all categorized as student support services. These types of expenditures are assigned CDE chart of account codes 2100 through 2199.
- **Support Services—Instructional Staff.** Activities associated with assisting the instructional staff with the content and process of providing learning experiences for students. These services pertain to the interactions between students and teachers, focus on designing training methods to help the staff teach plan, develop, and teach the chosen curriculum, assess student learning and retention of subject matter, and coordinate these activities. Support services for instructional staff are assigned CDE chart of account codes 2200 through 2299.
- **Support Services—General Administration.** Activities concerned with establishing and administering policy for operating the entire school district. The Board, office of the superintendent, and community relations services are included in this category and are assigned CDE chart of account codes 2300 through 2399.
- **Support Services—School Administration.** Activities concerned with the overall administrative responsibility for a school or a combination of schools. School administration expenditures are assigned CDE chart of account codes 2400 through 2499.
- **Support Services—Business.** Activities concerned with paying for, transporting, exchanging, and maintaining good and services for the school district. This includes not only business and fiscal services such as payroll, accounting, auditing, and budgeting but also purchasing services, warehousing and distribution services, and printing services. Business expenditures are assigned CDE chart of account codes 2500 through 2599.
- **Support Services—Operations and Maintenance.** Activities concerned with keeping the buildings and grounds of the district open, comfortable, and safe for use. This also includes vehicle operation and maintenance, security services, care and upkeep of grounds and equipment, and supervision of operations and maintenance activities. These expenditures are assigned CDE chart of account codes 2600 through 2699.
- **Support Services—Transportation.** Activities concerned with the transportation of students to and from their places of residence and the schools in which they are enrolled. This includes

LITTLETON PUBLIC SCHOOLS
Littleton, Colorado

COLORADO SCHOOL FINANCE ACT COMPLIANCE
(continued)

operation services for vehicles used to transport students, monitoring services, and vehicle servicing and maintenance services. Transportation services expenditures are assigned CDE chart of account codes 2700 through 2799.

- **Support Services—Central.** Activities other than general administration, which support each of the other instructional and supporting services programs. They include planning, research and development, evaluation, information technology services, data processing, and risk management services. Central support services activities are assigned CDE chart of account codes 2800 through 2899.
- **Support Services—Other.** All other support services not classified elsewhere in the 2000 series of the CDE chart of account codes. This program category includes severance payments to support staff and volunteer services expenditures. They are assigned CDE chart of account codes 2900 through 2910.
- **Food Services Operations.** Activities concerned with providing food to students and staff in a school or school district. These activities include preparing and serving regular and incidental meals, lunches, or snacks in connection with school activities and food delivery. Food services expenditures are assigned CDE chart of account codes 3100 through 3199.
- **Enterprise Operations.** Activities that are financed and operated in a manner similar to private business enterprises where the stated intent is that costs are financed or recovered primarily through user charges. Enterprise operations are assigned CDE chart of account codes 3200 through 3299.
- **Community Services.** Activities concerned with providing community services to students, staff, or other community participants, for example, a day care supplemented with district funds. Community services are assigned CDE chart of account codes 3300 through 3399.
- **Education for Adults.** Activities concerned with providing basic and vocation educational programs for adult students. Education for adults are assigned CDE chart of account codes 3400 through 3499.
- **Facilities Acquisition and Construction Services.** Activities concerned with acquiring land or buildings; remodeling buildings; construction of or additions to buildings; initially installing or extending service systems and other built-in equipment; and improving sites. This does not include minor remodeling that does not change the capital assets of a building. These services are assigned the 4000 series of CDE chart of account codes.
- **Other Uses.** Various outlays of governmental funds which are not accurately classified as expenditures but still require budgetary or accounting control are categorized as other uses. They include debt service payments of both principal and interest and transfers of monies from one fund to another. Other uses have been assigned CDE chart of account codes in the 5000 series.
- **Reserves.** Consist of monies set aside for specific purposes and identify those portions of the fund balance which are segregated for future purposes and/or are not available to finance expenditures in the subsequent accounting period. Some reserves are statutorily mandated while others are in compliance with district policies or generally accepted accounting principles and practices. Reserves are assigned the 9000 series of CDE chart of account codes.

LITTLETON PUBLIC SCHOOLS
Littleton, Colorado

COLORADO DEPARTMENT OF EDUCATION
FISCAL YEAR 2025–2026
UNIFORM BUDGET SUMMARY

FY2025–2026 UNIFORM BUDGET SUMMARY

Littleton Public Schools (Arapahoe County School District Number Six) District Code: 0140 Adopted OR Revised Budget Adopted: June 12, 2025 Budgeted Pupil Count: 13,029.5	Object Source	10 General Fund	18 Insurance Reserve/Risk-Management	21 Food Service	22 Governmental Designated Grants Fund	06 Supplemental Capital Construction, Technology, and Maintenance Fund.	23 Pupil Activity
Beginning Fund Balance (Includes All Reserves)		45,591,025	4,747,540	4,190,670	-	1,531,608	571,136
Revenues							
Local Sources	1000 - 1999	114,311,567	303,000	727,500	-	28,749,345	2,049,964
Intermediate Sources	2000 - 2999	-	-	-	-	-	-
State Sources	3000 - 3999	77,120,590	-	3,392,967	1,733,117	-	-
Federal Sources	4000 - 4999	300,000	-	2,550,581	6,011,965	-	-
Total Revenues		191,732,157	303,000	6,671,048	7,745,082	28,749,345	2,049,964
Total Beginning Fund Balance and Reserves		237,323,182	5,050,540	10,861,718	7,745,082	30,280,953	2,621,100
Total Allocations To/From Other Funds	5600, 5700, 5800	-	-	-	-	-	-
Transfers To/From Other Funds	5200 - 5300	269,520	2,000,000	-	-	-	2,757,176
Other Sources	5100, 5400, 5500, 5900, 5990, 5991	-	-	-	-	-	-
Available Beginning Fund Balance & Revenues (Plus Or Minus (If Revenue) Allocations And Transfers)		237,592,702	7,050,540	10,861,718	7,745,082	30,280,953	5,378,276
Expenditures							
Instruction - Program 0010 to 2099							
Salaries	0100	79,741,029	-	-	2,343,494	-	2,123,678
Employee Benefits, including object 0280	0200	27,927,573	-	-	858,551	-	484,633
Purchased Services	0300, 0400, 0500	6,561,444	-	-	861,938	-	1,388,859
Supplies and Materials	0600	3,238,381	-	-	151,380	-	564,931
Property	0700	393,200	-	-	158,600	-	124,714
Other	0800, 0900	346,695	-	-	6,400	-	120,325
Total Instruction		118,208,322	-	-	4,380,363	-	4,807,140
Supporting Services							
Students - Program 2100							
Salaries	0100	9,719,578	-	-	671,000	-	-
Employee Benefits, including object 0280	0200	3,464,566	-	-	288,820	-	-
Purchased Services	0300, 0400, 0500	267,132	-	-	311,000	-	-
Supplies and Materials	0600	65,775	-	-	22,000	-	-
Property	0700	-	-	-	12,500	-	-
Other	0800, 0900	-	-	-	-	-	-
Total Supporting Services Students		13,517,051	-	-	1,305,320	-	-
Instructional Staff - Program 2200							
Salaries	0100	6,398,444	-	-	218,342	-	-
Employee Benefits, including object 0280	0200	2,254,086	-	-	54,807	-	-
Purchased Services	0300, 0400, 0500	802,304	-	-	313,352	-	-
Supplies and Materials	0600	1,899,714	-	-	4,250	-	-
Property	0700	28,000	-	-	-	-	-
Other	0800, 0900	17,500	-	-	6,000	-	-
Total Instructional Staff		11,400,048	-	-	596,751	-	-
General Administration - Program 2300, including Program 2303 and 2304							
Salaries	0100	960,099	-	-	-	-	-
Employee Benefits, including object 0280	0200	331,809	-	-	-	-	-
Purchased Services	0300, 0400, 0500	1,220,119	-	-	-	-	-
Supplies and Materials	0600	43,809	-	-	-	-	-
Property	0700	2,000	-	-	-	-	-
Other	0800, 0900	41,500	-	-	-	-	-
Total School Administration		2,599,336	-	-	-	-	-

LITTLETON PUBLIC SCHOOLS
Littleton, Colorado

COLORADO DEPARTMENT OF EDUCATION
FISCAL YEAR 2025–2026
UNIFORM BUDGET SUMMARY

FY2025–2026 UNIFORM BUDGET SUMMARY

Littleton Public Schools (Arapahoe County School District Number Six) District Code: 0140 Adopted OR Revised Budget Adopted: June 12, 2025 Budgeted Pupil Count: 13,029.5	Object Source	(26-29) Other Special Revenue	31 Bond Redemption	41 Building Fund	43 Capital Reserve Capital Projects	Component Units and Other Reportable Funds	TOTAL
Beginning Fund Balance (Includes All Reserves)		3,279,182	42,419,037	19,959,367	6,800,732	6,471,553	135,561,850
Revenues							
Local Sources	1000 - 1999	4,058,760	42,358,860	347,346	120,351	3,630,815	196,657,508
Intermediate Sources	2000 - 2999	-	-	-	-	-	-
State Sources	3000 - 3999	-	-	-	-	513,539	82,760,213
Federal Sources	4000 - 4999	-	-	-	-	-	8,862,546
Total Revenues		4,058,760	42,358,860	347,346	120,351	4,144,354	288,280,267
Total Beginning Fund Balance and Reserves		7,337,942	84,777,897	20,306,713	6,921,083	10,615,907	423,842,117
Total Allocations To/From Other Funds	5600, 5700, 5800	-	-	-	-	10,628,962	10,628,962
Transfers To/From Other Funds	5200 - 5300	-	-	-	2,000,000	-	7,026,696
Other Sources	5100, 5400, 5500, 5900, 5990, 5991	-	-	-	-	-	-
Available Beginning Fund Balance & Revenues (Plus Or Minus (If Revenue) Allocations And Transfers)		7,337,942	84,777,897	20,306,713	8,921,083	21,244,869	441,497,775
Expenditures							
Instruction - Program 0010 to 2099							
Salaries	0100	-	-	-	-	6,441,577	90,649,778
Employee Benefits, including object 0280	0200	-	-	-	-	2,227,127	31,497,884
Purchased Services	0300, 0400, 0500	-	-	-	-	273,647	9,085,888
Supplies and Materials	0600	-	-	-	-	111,289	4,065,981
Property	0700	-	-	-	-	-	676,514
Other	0800, 0900	-	-	-	-	200	473,620
Total Instruction		-	-	-	-	9,053,840	136,449,665
Supporting Services							
Students - Program 2100							
Salaries	0100	-	-	-	-	127,132	10,517,710
Employee Benefits, including object 0280	0200	-	-	-	-	57,018	3,810,404
Purchased Services	0300, 0400, 0500	-	-	-	-	44,000	622,132
Supplies and Materials	0600	-	-	-	-	3,750	91,525
Property	0700	-	-	-	-	-	12,500
Other	0800, 0900	-	-	-	-	-	-
Total Supporting Services Students		-	-	-	-	231,900	15,054,271
Instructional Staff - Program 2200							
Salaries	0100	-	-	-	-	95,667	6,712,453
Employee Benefits, including object 0280	0200	-	-	-	-	38,153	2,347,046
Purchased Services	0300, 0400, 0500	-	-	-	-	86,521	1,202,177
Supplies and Materials	0600	-	-	-	-	14,800	1,918,764
Property	0700	-	-	-	-	-	28,000
Other	0800, 0900	-	-	-	-	-	23,500
Total Instructional Staff		-	-	-	-	235,141	12,231,940
General Administration - Program 2300, including Program 2303 and 2304							
Salaries	0100	-	-	-	-	-	960,099
Employee Benefits, including object 0280	0200	-	-	-	-	-	331,809
Purchased Services	0300, 0400, 0500	-	-	-	-	-	1,220,119
Supplies and Materials	0600	-	-	-	-	-	43,809
Property	0700	-	-	-	-	-	2,000
Other	0800, 0900	-	-	-	-	-	41,500
Total School Administration		-	-	-	-	-	2,599,336

LITTLETON PUBLIC SCHOOLS
Littleton, Colorado

COLORADO DEPARTMENT OF EDUCATION
FISCAL YEAR 2025–2026
UNIFORM BUDGET SUMMARY

FY2025–2026 UNIFORM BUDGET SUMMARY

Littleton Public Schools (Arapahoe County School District Number Six) District Code: 0140 Adopted OR Revised Budget Adopted: June 12, 2025 Budgeted Pupil Count: 13,029.5	Object Source	10 General Fund	18 Insurance Reserve/Risk-Management	21 Food Service	22 Governmental Designated Grants Fund	06 Supplemental Capital Construction, Technology, and Maintenance Fund.	23 Pupil Activity
School Administration - Program 2400							
Salaries	0100	9,778,583	-	-	-	-	-
Employee Benefits, including object 0280	0200	3,626,472	-	-	-	-	-
Purchased Services	0300, 0400, 0500	183,011	-	-	-	-	-
Supplies and Materials	0600	290,190	-	-	-	-	-
Property	0700	-	-	-	-	-	-
Other	0800, 0900	250	-	-	-	-	-
Total School Administration		13,878,506	-	-	-	-	-
Business Services - Program 2500, including Program 2501							
Salaries	0100	1,207,079	-	-	-	312,100	-
Employee Benefits, including object 0280	0200	428,743	-	-	-	128,097	-
Purchased Services	0300, 0400, 0500	479,750	-	-	-	21,400	-
Supplies and Materials	0600	28,761	-	-	-	5,550	-
Property	0700	6,500	-	-	-	800	-
Other	0800, 0900	(47,145)	-	-	-	-	-
Total Business Services		2,103,688	-	-	-	467,947	-
Operations and Maintenance - Program 2600							
Salaries	0100	1,748,872	-	-	-	8,110,968	-
Employee Benefits, including object 0280	0200	679,129	-	-	-	3,183,641	-
Purchased Services	0300, 0400, 0500	55,145	-	-	-	5,116,198	-
Supplies and Materials	0600	46,538	-	-	-	3,354,872	-
Property	0700	2,000	-	-	-	-	-
Other	0800, 0900	-	-	-	-	-	-
Total Operations and Maintenance		2,531,684	-	-	-	19,765,679	-
Student Transportation - Program 2700							
Salaries	0100	4,668,330	-	-	-	-	-
Employee Benefits, including object 0280	0200	2,062,844	-	-	-	-	-
Purchased Services	0300, 0400, 0500	385,533	-	-	-	-	-
Supplies and Materials	0600	730,870	-	-	-	-	-
Property	0700	3,000	-	-	-	-	-
Other	0800, 0900	(190,000)	-	-	-	-	-
Total Student Transportation		7,660,577	-	-	-	-	-
Central Support - Program 2800, including Program 2801							
Salaries	0100	4,284,989	161,496	-	947,172	-	-
Employee Benefits, including object 0280	0200	1,351,870	61,632	-	310,323	-	-
Purchased Services	0300, 0400, 0500	2,806,308	4,423,661	-	63,740	-	-
Supplies and Materials	0600	138,822	30,190	-	97,413	-	-
Property	0700	13,549	-	-	-	-	-
Other	0800, 0900	3,500	425	-	44,000	-	-
Total Central Support		8,599,038	4,677,404	-	1,462,648	-	-
Other Support - Program 2900							
Salaries	0100	63,501	-	-	-	-	-
Employee Benefits, including object 0280	0200	25,175	-	-	-	-	-
Purchased Services	0300, 0400, 0500	121,060	-	-	-	-	-
Supplies and Materials	0600	11,295	-	-	-	-	-
Property	0700	-	-	-	-	-	-
Other	0800, 0900	150	-	-	-	-	-
Total Other Support		221,181	-	-	-	-	-

LITTLETON PUBLIC SCHOOLS
Littleton, Colorado

COLORADO DEPARTMENT OF EDUCATION
FISCAL YEAR 2025–2026
UNIFORM BUDGET SUMMARY

FY2025–2026 UNIFORM BUDGET SUMMARY

Littleton Public Schools (Arapahoe County School District Number Six) District Code: 0140 Adopted OR Revised Budget Adopted: June 12, 2025 Budgeted Pupil Count: 13,029.5	Object Source	(26-29) Other Special Revenue	31 Bond Redemption	41 Building Fund	43 Capital Reserve Capital Projects	Component Units and Other Reportable Funds	TOTAL
School Administration - Program 2400							
Salaries	0100	-	-	-	-	894,575	10,673,158
Employee Benefits, including object 0280	0200	-	-	-	-	263,235	3,889,707
Purchased Services	0300, 0400, 0500	-	-	-	-	525,165	708,176
Supplies and Materials	0600	-	-	-	-	42,957	333,147
Property	0700	-	-	-	-	-	-
Other	0800, 0900	-	-	-	-	-	250
Total School Administration						1,725,932	15,604,438
Business Services - Program 2500, including Program 2501							
Salaries	0100	-	-	-	-	-	1,519,179
Employee Benefits, including object 0280	0200	-	-	-	-	-	556,840
Purchased Services	0300, 0400, 0500	-	-	-	-	-	501,150
Supplies and Materials	0600	-	-	-	-	-	34,311
Property	0700	-	-	-	-	-	7,300
Other	0800, 0900	-	-	-	-	-	(47,145)
Total Business Services						-	2,571,635
Operations and Maintenance - Program 2600							
Salaries	0100	-	-	-	-	576,007	10,435,847
Employee Benefits, including object 0280	0200	-	-	-	-	172,449	4,035,219
Purchased Services	0300, 0400, 0500	-	-	-	-	1,551,906	6,723,249
Supplies and Materials	0600	-	-	-	-	235,230	3,636,640
Property	0700	-	-	-	-	207,651	209,651
Other	0800, 0900	-	-	-	-	-	-
Total Operations and Maintenance						2,743,243	25,040,606
Student Transportation - Program 2700							
Salaries	0100	-	-	-	-	-	4,668,330
Employee Benefits, including object 0280	0200	-	-	-	-	-	2,062,844
Purchased Services	0300, 0400, 0500	-	-	-	-	-	385,533
Supplies and Materials	0600	-	-	-	-	-	730,870
Property	0700	-	-	-	-	-	3,000
Other	0800, 0900	-	-	-	-	-	(190,000)
Total Student Transportation						-	7,660,577
Central Support - Program 2800, including Program 2801							
Salaries	0100	-	-	-	-	-	5,393,657
Employee Benefits, including object 0280	0200	-	-	-	-	-	1,723,825
Purchased Services	0300, 0400, 0500	-	-	-	-	-	7,293,709
Supplies and Materials	0600	-	-	-	-	-	266,425
Property	0700	-	-	-	-	-	13,549
Other	0800, 0900	-	-	-	-	-	47,925
Total Central Support						-	14,739,090
Other Support - Program 2900							
Salaries	0100	-	-	-	-	209,199	272,700
Employee Benefits, including object 0280	0200	-	-	-	-	103,425	128,600
Purchased Services	0300, 0400, 0500	-	-	-	-	4,000	125,060
Supplies and Materials	0600	-	-	-	-	2,500	13,795
Property	0700	-	-	-	-	-	-
Other	0800, 0900	-	-	-	-	500	650
Total Other Support						319,624	540,805

LITTLETON PUBLIC SCHOOLS
Littleton, Colorado

COLORADO DEPARTMENT OF EDUCATION
FISCAL YEAR 2025–2026
UNIFORM BUDGET SUMMARY

FY2025–2026 UNIFORM BUDGET SUMMARY

Littleton Public Schools (Arapahoe County School District Number Six) District Code: 0140 Adopted OR Revised Budget Adopted: June 12, 2025 Budgeted Pupil Count: 13,029.5	Object Source	10 General Fund	18 Insurance Reserve/Risk-Management	21 Food Service	22 Governmental Designated Grants Fund	06 Supplemental Capital Construction, Technology, and Maintenance Fund.	23 Pupil Activity
Food Service Operations - Program 3100							
Salaries	0100	-	-	2,820,060	-	-	-
Employee Benefits, including object 0280	0200	-	-	1,123,210	-	-	-
Purchased Services	0300, 0400, 0500	-	-	395,830	-	-	-
Supplies and Materials	0600	-	-	2,268,069	-	-	-
Property	0700	-	-	355,000	-	-	-
Other	0800, 0900	-	-	2,500	-	-	-
Total Other Support		-	-	6,964,669	-	-	-
Enterprise Operations - Program 3200							
Salaries	0100	-	-	-	-	-	-
Employee Benefits, including object 0280	0200	-	-	-	-	-	-
Purchased Services	0300, 0400, 0500	-	-	-	-	-	-
Supplies and Materials	0600	-	-	-	-	-	-
Property	0700	-	-	-	-	-	-
Other	0800, 0900	-	-	-	-	-	-
Total Enterprise Operations		-	-	-	-	-	-
Community Services - Program 3300							
Salaries	0100	131,607	-	-	-	-	-
Employee Benefits, including object 0280	0200	52,350	-	-	-	-	-
Purchased Services	0300, 0400, 0500	738	-	-	-	-	-
Supplies and Materials	0600	-	-	-	-	-	-
Property	0700	-	-	-	-	-	-
Other	0800, 0900	-	-	-	-	-	-
Total Community Services		184,695	-	-	-	-	-
Education for Adults - Program 3400							
Salaries	0100	-	-	-	-	-	-
Employee Benefits, including object 0280	0200	-	-	-	-	-	-
Purchased Services	0300, 0400, 0500	-	-	-	-	-	-
Supplies and Materials	0600	-	-	-	-	-	-
Property	0700	-	-	-	-	-	-
Other	0800, 0900	-	-	-	-	-	-
Total Education for Adults Services		-	-	-	-	-	-
Total Supporting Services		62,695,804	4,677,404	6,964,669	3,364,719	20,233,626	-
Property - Program 4000							
Salaries	0100	-	-	-	-	-	-
Employee Benefits, including object 0280	0200	-	-	-	-	-	-
Purchased Services	0300, 0400, 0500	-	-	-	-	2,469,800	-
Supplies and Materials	0600	-	-	-	-	1,142,500	-
Property	0700	-	-	-	-	1,206,700	-
Other	0800, 0900	-	-	-	-	-	-
Total Property		-	-	-	-	4,819,000	-
Other Uses - Program 5000s - including Transfers Out and/or Allocations Out as an expenditure							
Salaries	0100	-	-	N/A	N/A	N/A	N/A
Employee Benefits, including object 0280	0200	-	-	N/A	N/A	N/A	N/A
Purchased Services	0300, 0400, 0500	-	-	N/A	N/A	N/A	N/A
Supplies and Materials	0600	-	-	N/A	N/A	N/A	N/A
Property	0700	-	-	N/A	N/A	N/A	N/A
Other	0800, 0900	17,386,138	-	N/A	N/A	N/A	N/A
Total Other Uses		17,386,138	-	-	-	-	-
Total Expenditures		198,290,264	4,677,404	6,964,669	7,745,082	25,052,626	4,807,140

LITTLETON PUBLIC SCHOOLS
Littleton, Colorado

COLORADO DEPARTMENT OF EDUCATION
FISCAL YEAR 2025–2026
UNIFORM BUDGET SUMMARY

FY2025–2026 UNIFORM BUDGET SUMMARY

Littleton Public Schools (Arapahoe County School District Number Six) District Code: 0140 Adopted OR Revised Budget Adopted: June 12, 2025 Budgeted Pupil Count: 13,029.5	Object Source	(26-29) Other Special Revenue	31 Bond Redemption	41 Building Fund	43 Capital Reserve Capital Projects	Component Units and Other Reportable Funds	TOTAL
Food Service Operations - Program 3100							
Salaries	0100	-	-	-	-	-	2,820,060
Employee Benefits, including object 0280	0200	-	-	-	-	-	1,123,210
Purchased Services	0300, 0400, 0500	-	-	-	-	-	395,830
Supplies and Materials	0600	-	-	-	-	-	2,268,069
Property	0700	-	-	-	-	-	355,000
Other	0800, 0900	-	-	-	-	-	2,500
Total Other Support							6,964,669
Enterprise Operations - Program 3200							
Salaries	0100	2,311,407	-	-	-	-	2,311,407
Employee Benefits, including object 0280	0200	758,495	-	-	-	-	758,495
Purchased Services	0300, 0400, 0500	285,558	-	-	-	-	285,558
Supplies and Materials	0600	249,401	-	-	-	-	249,401
Property	0700	-	-	-	-	-	-
Other	0800, 0900	184,379	-	-	-	-	184,379
Total Enterprise Operations							3,789,240
Community Services - Program 3300							
Salaries	0100	-	-	-	-	-	131,607
Employee Benefits, including object 0280	0200	-	-	-	-	-	52,350
Purchased Services	0300, 0400, 0500	-	-	-	-	-	738
Supplies and Materials	0600	-	-	-	-	-	-
Property	0700	-	-	-	-	-	-
Other	0800, 0900	-	-	-	-	-	-
Total Community Services							184,695
Education for Adults - Program 3400							
Salaries	0100	-	-	-	-	-	-
Employee Benefits, including object 0280	0200	-	-	-	-	-	-
Purchased Services	0300, 0400, 0500	-	-	-	-	-	-
Supplies and Materials	0600	-	-	-	-	-	-
Property	0700	-	-	-	-	-	-
Other	0800, 0900	-	-	-	-	-	-
Total Education for Adults Services							-
Total Supporting Services							5,255,840
Total Supporting Services							106,981,302
Property - Program 4000							
Salaries	0100	-	-	-	-	-	-
Employee Benefits, including object 0280	0200	-	-	-	-	-	-
Purchased Services	0300, 0400, 0500	-	-	-	2,564,725	-	5,034,525
Supplies and Materials	0600	-	-	-	70,000	-	1,212,500
Property	0700	-	-	20,306,713	1,649,000	-	23,162,413
Other	0800, 0900	-	-	-	-	-	-
Total Property							29,409,438
Other Uses - Program 5000s - including Transfers Out and/or Allocations Out as an expenditure							
Salaries	0100	-	-	N/A	N/A	N/A	-
Employee Benefits, including object 0280	0200	-	-	N/A	N/A	N/A	-
Purchased Services	0300, 0400, 0500	-	31,800	N/A	N/A	N/A	31,800
Supplies and Materials	0600	-	-	N/A	N/A	N/A	-
Property	0700	-	-	N/A	N/A	N/A	-
Other	0800, 0900	269,520	40,895,450	N/A	N/A	N/A	58,551,108
Total Other Uses							58,582,908
Total Expenditures							331,423,313

LITTLETON PUBLIC SCHOOLS
Littleton, Colorado

COLORADO DEPARTMENT OF EDUCATION
FISCAL YEAR 2025–2026
UNIFORM BUDGET SUMMARY

FY2025–2026 UNIFORM BUDGET SUMMARY

Littleton Public Schools (Arapahoe County School District Number Six) District Code: 0140 Adopted OR Revised Budget Adopted: June 12, 2025 Budgeted Pupil Count: 13,029.5	Object Source	10 General Fund	18 Insurance Reserve/Risk-Management	21 Food Service	22 Governmental Designated Grants Fund	06 Supplemental Capital Construction, Technology, and Maintenance Fund.	23 Pupil Activity
APPROPRIATED RESERVES							
Other Reserved Fund Balance (9900)	0840	6,288,587	2,374,404	293,621	-	-	-
Other Restricted Reserves (932X)	0840	-	-	-	-	-	-
Reserved Fund Balance (9100)	0840	-	-	-	-	-	-
District Emergency Reserve (9315)	0840	-	-	-	-	-	-
Reserve for TABOR 3% (9321)	0840	-	-	-	-	-	-
Reserve for TABOR - Multi-Year Obligations (9322)	0840	-	-	-	-	-	-
Total Reserves		6,288,587	2,374,404	293,621	-	-	-
Total Expenditures and Reserves		204,578,851	7,051,808	7,258,290	7,745,082	25,052,626	4,807,140
BUDGETED ENDING FUND BALANCE							
Non-spendable fund balance (9900)	6710	1,015,000	-	-	-	-	-
Restricted fund balance (9900)	6720	-	-	3,897,049	-	5,228,327	-
TABOR 3% emergency reserve (9321)	6721	5,415,779	-	-	-	-	-
TABOR multi year obligations (9322)	6722	-	-	-	-	-	-
District emergency reserve (letter of credit or real estate) (9323)	6723	-	-	-	-	-	-
Colorado Preschool Program (CPP) (9324)	6724	-	-	-	-	-	-
Risk-related / restricted capital reserve (9326)	6726	-	-	-	-	-	-
BEST capital renewal reserve (9327)	6727	-	-	-	-	-	-
Total program reserve (9328)	6728	-	-	-	-	-	-
Committed fund balance (9900)	6750	-	2,373,136	-	-	-	571,136
Committed fund balance (15% limit) (9200)	6750	-	-	-	-	-	-
Assigned fund balance (9900)	6760	17,120,793	-	-	-	-	-
Unassigned fund balance (9900)	6770	15,750,866	-	-	-	-	-
Net investment in capital assets (9900)	6790	-	-	-	-	-	-
Restricted net position (9900)	6791	-	-	-	-	-	-
Unrestricted net position (9900)	6792	-	-	-	-	-	-
Total Ending Fund Balance		39,302,438	2,373,136	3,897,049	-	5,228,327	571,136
Total Available Beginning Fund Balance & Revenues Less Total Expenditures & Reserves Less Ending Fund Balance (Shall Equal Zero (0))		(6,288,587)	(2,374,404)	(293,621)	-	-	-
Use of a portion of beginning fund balance resolution required?		Yes	Yes	Yes	No	No	No

LITTLETON PUBLIC SCHOOLS
Littleton, Colorado

COLORADO DEPARTMENT OF EDUCATION
FISCAL YEAR 2025–2026
UNIFORM BUDGET SUMMARY

FY2025–2026 UNIFORM BUDGET SUMMARY

Littleton Public Schools (Arapahoe County School District Number Six) District Code: 0140 Adopted OR Revised Budget Adopted: June 12, 2025 Budgeted Pupil Count: 13,029.5	Object Source	(26-29) Other Special Revenue	31 Bond Redemption	41 Building Fund	43 Capital Reserve Capital Projects	Component Units and Other Reportable Funds	TOTAL
APPROPRIATED RESERVES							
Other Reserved Fund Balance (9900)	0840	-	-	19,959,367	2,163,374	-	31,079,353
Other Restricted Reserves (932X)	0840	-	-	-	-	-	-
Reserved Fund Balance (9100)	0840	-	-	-	-	-	-
District Emergency Reserve (9315)	0840	-	-	-	-	-	-
Reserve for TABOR 3% (9321)	0840	-	-	-	-	-	-
Reserve for TABOR - Multi-Year Obligations (9322)	0840	-	-	-	-	-	-
Total Reserves		-	-	19,959,367	2,163,374	-	31,079,353
Total Expenditures and Reserves		4,058,760	40,927,250	40,266,080	6,447,099	14,309,680	362,502,666
BUDGETED ENDING FUND BALANCE							
Non-spendable fund balance (9900)	6710	-	-	-	-	-	1,015,000
Restricted fund balance (9900)	6720	-	43,850,647	-	-	1,917,570	54,893,593
TABOR 3% emergency reserve (9321)	6721	-	-	-	-	377,367	5,793,146
TABOR multi year obligations (9322)	6722	-	-	-	-	-	-
District emergency reserve (letter of credit or real estate) (9323)	6723	-	-	-	-	-	-
Colorado Preschool Program (CPP) (9324)	6724	-	-	-	-	-	-
Risk-related / restricted capital reserve (9326)	6726	-	-	-	-	-	-
BEST capital renewal reserve (9327)	6727	-	-	-	-	-	-
Total program reserve (9328)	6728	-	-	-	-	-	-
Committed fund balance (9900)	6750	3,279,182	-	-	4,637,358	-	10,860,812
Committed fund balance (15% limit) (9200)	6750	-	-	-	-	-	-
Assigned fund balance (9900)	6760	-	-	-	-	876,138	17,996,931
Unassigned fund balance (9900)	6770	-	-	-	-	3,764,114	19,514,980
Net investment in capital assets (9900)	6790	-	-	-	-	-	-
Restricted net position (9900)	6791	-	-	-	-	-	-
Unrestricted net position (9900)	6792	-	-	-	-	-	-
Total Ending Fund Balance		3,279,182	43,850,647	-	4,637,358	6,935,189	110,074,462
Total Available Beginning Fund Balance & Revenues Less Total Expenditures & Reserves Less Ending Fund Balance (Shall Equal Zero (0))		-	-	(19,959,367)	(2,163,374)	-	(31,079,353)
Use of a portion of beginning fund balance resolution required?		No	No	Yes	Yes	No	Yes

LITTLETON PUBLIC SCHOOLS

Littleton, Colorado

GLOSSARY OF TERMS AND ACRONYMS

Abatements

A complete or partial cancellation of a levy imposed by a government. Abatements usually apply to tax levies, special assessments, and service charges.

Amendment 23

A Colorado constitutional amendment passed in 2000 that required K–12 funding to increase by inflation plus one percent from 2001 through 2011 and by the rate of inflation beginning in 2012.

American Rescue Plan (ARP)

The third federal relief package signed into law on March 11, 2021, which provided \$122.0 billion for additional ESSER funding in response to the COVID-19 pandemic.

Americans with Disabilities Act (ADA)

Legislation passed in 1990 that prohibits discrimination against people with disabilities.

Amnesty International

A global movement of millions of people demanding human rights for all people.

Annual Comprehensive Financial Report (ACFR)

A set of audited, government financial statements comprising the financial report of a state, municipal, or other governmental entity that complies with the accounting requirements promulgated by the Governmental Accounting Standards Board (GASB).

Appropriation

A specific amount of money authorized by the Board for the purchase of goods and services. This represents the annual spending plan for the school district.

Assessed Valuation

6.95 percent of market value of residential property and 29.0 percent of market value of commercial property as determined by the Arapahoe County assessor. Property taxes are paid on the basis of a property's assessed valuation, which does not necessarily correspond to the property's market value.

Balanced Budget

A budget in which planned funds available (including beginning fund balance) equal or exceed planned expenditures.

Bond Issue

In general, bond issues are voted on to pay the cost of school construction. The items which these funds can be used for are stated on the ballot when the issue is presented to the people. Money can be spent only for these authorized purposes. Proceeds from bond issues cannot be used to pay the daily operating expenses of a school district.

Bonds

A certificate of debt issued by the school district guaranteeing payment of the original investment plus interest by a specified future date. This is associated only with costs for capital facilities.

Budget

An annual financial plan that identifies revenues, specifies the type and level of services to be provided, and establishes the amount of money which can be spent. This is a preplan to the appropriation and is used by the district in establishing annual millage rates.

LITTLETON PUBLIC SCHOOLS

Littleton, Colorado

GLOSSARY OF TERMS AND ACRONYMS (continued)

Budget Stabilization Factor

A calculation tool adopted by the state's General Assembly in fiscal year 2010–2011 that allows the state to reduce program funding within the current laws in order to balance the state budget.

Capital Outlay

School district expenditures for the acquisition of fixed assets which are presumed to have benefits for more than one year and which cost at least \$5,000. Examples include the acquisition of land or existing buildings, improvements to grounds, construction of buildings, additions to buildings, vehicles, and equipment.

Career and Technical Education (CTE)

Programs specializing in skilled trades, applied sciences, modern technologies, and career preparation.

Categorical Programs

Specific programs that are funded separately from a district's Total Program funding under the School Finance Act. Examples include special education aid, transportation aid, career and technical education funding, gifted and talented funding, English language proficiency funding, and universal preschool funding. State funds for categorical programs must be used specifically for the program and are generally distributed based on a formula prescribed by law.

Climate, Safety, and Wellness Inventory (CSWI)

An online survey created by Panorama Education used to collect feedback from students in Grades 3–12, school personnel, and district families in order to identify opportunities to improve both the learning environment in the district and school experiences for all.

Colorado Academic Standards (CAS)

The expectations of what students need to know and be able to do at the end of each grade.

Colorado Code of Regulations (CCR)

The official publication of the state administrative rules published by the Colorado Secretary of State.

Colorado Department of Early Childhood (CDEC)

A state agency established in July 2022 that delivers a broad range of programs and services to Colorado's youngest children, their families, and the professionals who serve them. This includes the voter-approved Universal Preschool (UPK) Colorado Program, launched in the 2023–2024 school year.

Colorado Department of Education (CDE)

State agency overseeing Colorado preschool–12 public education, adult literacy programs, and state libraries.

Colorado Measures of Academic Success (CMAS)

The state's common measurement of students' progress at the end of the school year in English language arts, math, science, and social studies.

Colorado Preschool Program (CPP/Ecare/SPED)

A state-funded education program providing access to quality, early childhood education for children with certain risk factors linked to later challenges in school and who lack overall learning readiness.

LITTLETON PUBLIC SCHOOLS

Littleton, Colorado

GLOSSARY OF TERMS AND ACRONYMS (continued)

Component Unit

A legally separate organization for which the district is financially accountable. In addition, the nature and significance of the relationship with the district is such that inclusion of the component unit's financial information with the district's is appropriate and complete.

Consumer Price Index (CPI)

A statistical description of price levels provided by the U.S. Department of Labor. The index is used as a measure of cost of living and economic inflation.

Coronavirus Aid, Relief, and Economic Security (CARES) Act

A \$2 trillion federal package of assistance measures enacted March 27, 2020, in response to the coronavirus pandemic that swept the globe beginning in early 2020. It included \$30.75 billion for an Education Stabilization Fund.

Coronavirus Relief Fund (CRF)

A key part of the CARES Act which provides \$150 billion in direct federal fiscal support to governments in states, territories, and tribal areas to cover expenditures incurred due to the COVID-19 public health emergency.

Coronavirus Response and Relief Supplemental Appropriations Act (CRRSAA)

Part of a \$2.3 trillion omnibus spending bill for the 2021 federal fiscal year that provided \$900 million in stimulus relief for the COVID-19 pandemic was signed into law on December 27, 2020. It provided \$81.9 million of additional funding for the Education Stabilization Fund.

COVID-19 (Coronavirus)

An infectious disease caused by a new, or novel, coronavirus that had not been previously identified prior to its appearance in Wuhan China in late 2019. This highly contagious pathogen led to a pandemic, which caused mass quarantines and shuttering of businesses across the globe and affected all aspects of human interaction. This threw many countries into an economic recession.

Debt-Free Schools Mill Levy

A type of mill levy created by the Debt-Free Schools Act of 2016 which authorizes a school district, with voter approval, to impose an additional mill levy for the sole purpose of funding its capital construction, new technology, existing technology upgrade, and facility maintenance needs without borrowing money.

Debt Service

The payment of principal and interest on borrowed funds such as bonds.

DECA

Distributive Education Clubs of America is an association of marketing students that encourages the development of business and leadership skills through academic conferences and competitions.

Education Services Center (ESC)

The central administrative offices of the district.

Elementary and Secondary School Emergency Relief (ESSER) Fund

The 43.9 percent, or \$13.23 billion, of the Education Stabilization Fund established as part of the

LITTLETON PUBLIC SCHOOLS

Littleton, Colorado

GLOSSARY OF TERMS AND ACRONYMS (continued)

CARES Act that was allocated to focus on financial relief for elementary and secondary schools impacted by the COVID-19 closures in early 2020.

Elementary and Secondary School Emergency Relief (ESSER II) Fund

The \$54.3 billion portion of the second COVID-19 pandemic federal relief package (CRRSAA) signed into law on December 27, 2020, and added to the Elementary and Secondary School Emergency Relief Fund.

Elementary and Secondary School Emergency Relief (ESSER III) Fund

The \$122 billion portion of the third COVID-19 pandemic federal relief package (ARP) signed into law on March 11, 2021, and added to the ESSER Fund specifically to provide support for K–12 school districts and states to help safely open and sustain the safe operations of schools and address the impacts of the pandemic on the nation’s students.

Encumbrance

An amount of money committed for the payment of goods and services not yet received.

English Language Development (ELD)

The teaching of English to a student whose primary language, or languages, of the home is other than English and who would require additional English language support to develop English reading, writing, listening, and speaking skills.

Every Student Succeeds Act of 2015 (ESSA)

A federal law reauthorizing the 50-year-old Elementary and Secondary Education Act (ESEA), a national education law which was committed to equal opportunity for all students. It sets funding limits and establishes legal requirements for state and local education agencies, universities, Native American tribes, and other entities receiving federal assistance through programs such as Title I.

Evidence-Based Reading and Writing (EBRW)

The new SAT score that combines skills similar to those tested on the old SAT’s Critical Reading and Writing sections.

Explorative Pathways for Innovative Careers (EPIC)

The name of the district’s career and technology education center.

FBLA

Future Business Leaders of America provides, as an integral part of the instructional program, additional opportunities for students in Grades 9–12 in business and/or business-related fields to develop vocational and career supportive competencies and to promote civic and personal responsibilities.

FCCLA

Family, Career and Community Leaders of America is a national career and technical student organization that provides personal growth, leadership development, and career preparation opportunities for students in family and consumer sciences education.

Fiscal Year

Any period of 12 consecutive months designated as the budget year. The school district’s budget year begins July 1 and ends June 30.

LITTLETON PUBLIC SCHOOLS

Littleton, Colorado

GLOSSARY OF TERMS AND ACRONYMS (continued)

Fixed Assets

The recorded costs of land, buildings, improvements to grounds and buildings, equipment, furniture, and vehicles.

Full-Time Equivalent (FTE)

An acronym with dual meaning in education. It refers to the number of students enrolled full time and is used by the state to calculate School Finance Act funding. It also refers to the hours worked per day by an employee compared to standard hours per day. Both uses are intended to make the information in each area comparable with other districts.

Fund

A self-balancing set of accounts to record revenues and expenditures associated with a specific purpose.

Fund Balance

The fund equity of a government fund, which is the difference between governmental fund assets and liabilities. They are classified as non-spendable, restricted, committed, assigned, and unassigned which depicts the relative strength of the spending constraints placed on the purposes for which resources can be used.

Funded Pupil Count

A district's pupil count for funding purposes under the School Finance Act. The funded pupil count is expressed in full-time equivalent (FTE) pupils. An FTE count is designed to reflect the amount of time a student spends in an instructional setting. When the pupil count of a district declines from the prior year, funding is based on the greater of the current year October count or the average of the most recent two, three, or four years' pupil counts.

Generally Accepted Accounting Principles (GAAP)

A collection of commonly followed accounting rules and standards for financial reporting.

Healthy School Meals for All (HSMFA)

A voter-approved program funded by increasing taxes on households with incomes of \$300,000 or more and by using additional federal funding for school meals. It provides free breakfast and lunch to all public school students and aims to increase wages for school food preparation workers and subsidize the use of state-grown and produced food in Colorado.

Individual Education Plan (IEP)

A plan or program developed to ensure that a child who has a disability identified under the law and is attending an elementary or secondary educational institution receives specialized instruction and related services.

Individuals with Disabilities Education Improvement Act of 2004 (IDEA 2004)

An act to ensure all children with disabilities have available to them a free appropriate public education that emphasizes special education and related services designed to meet their unique needs and prepare them for further education, employment, and independent living.

i-Ready Assessments

Adaptive assessments that utilize advanced technology to provide a deep, customized evaluation of

LITTLETON PUBLIC SCHOOLS

Littleton, Colorado

GLOSSARY OF TERMS AND ACRONYMS (continued)

every student and to track student growth and performance consistently and continuously over a student's entire K–12 career.

Key Club

An international, student-led organization that provides its members with opportunities to provide service, build character, and develop leadership.

Microcomputer Technician

Individuals who work throughout the district primarily focusing on staff and student computer maintenance, software uploads and upgrades, and general technology equipment repairs.

Mill

Local tax rates against property are always computed in mills. A mill is one-tenth of a penny.

Multiplication will provide the following information about a mill:

- One mill generates \$0.10 in tax income for every \$100 worth of property it is levied against.
- One mill generates \$1 in tax income for every \$1,000 of property it is levied against.
- One mill generates \$1,000 in tax income for every \$1.0 million of property it is levied against.

Mill Levy

The tax rate on real property per thousand dollars of assessed property value.

National School Breakfast Program (NSBP)

A federally assisted meal program operating in public and nonprofit private schools and residential child care institutions that provides cash assistance to operate nonprofit breakfast programs.

National School Lunch Program (NSLP)

A federal program that provides low-cost or free school lunch meals to qualified students through subsidies to schools.

NEXT Program

A program offered by the district in conjunction with Zero Dropouts to help students who have dropped out, or are considering dropping out, and who are under 21 years old. The program allows students to work towards their GED, pursue Career and Technical programs, pursue enrollment in college courses through Arapahoe Community College (ACC), and/or explore internships, apprenticeships, and career pathways.

NHS

National Honor Society is a nationwide organization for high school students in which selection is based on four criteria: scholarship (academic achievement), leadership, service, and character and requires some sort of service to the community, school, or other organizations.

NJHS

National Junior Honor Society is an international organization for middle school students in which selection is based on five standards: leadership, citizenship, character, service, and scholarship.

Operating Budget

The General Fund budget for the district.

LITTLETON PUBLIC SCHOOLS
Littleton, Colorado

GLOSSARY OF TERMS AND ACRONYMS
(continued)

Pandemic

The outbreak of a disease that is prevalent over a whole country or the world.

Personal Protective Equipment (PPE)

Protective clothing, helmets, goggles, or other garments or equipment designed to minimize exposure to hazards and protect the wearer's body from injury or infection.

Personnel Expenses

Salaries, wages, and fringe benefits such as retirement and insurance.

Per-Pupil Revenue (PPR)

The amount of program funding of a Colorado school district for any budget year, divided by the funded pupil count of the district.

Preliminary Scholastic Aptitude Test (PSAT)

A standardized test, administered by the College Board, which is not only a preparatory version of the SAT exam but is also used to determine eligibility and qualification for the National Merit Scholarship Program.

Professional Learning Community (PLC)

A group of educators that meets regularly, shares expertise, and works collaboratively to improve teaching skills and the academic performance of students.

Program Funding

The financial base of support for public education for school districts as calculated by the Public School Finance Act of 1994, as amended. This funding consists of property tax, specific ownership tax, and state aid.

Property Tax

The general property tax is levied on land and buildings located within the school district. It is essentially a real estate or real property tax. Every owner of private and business property in the district, including public utilities, pays this tax. Property owned by governmental, charitable, and religious institutions is exempt from taxation.

Public Employees' Retirement Association (PERA)

A 401(a) defined benefit retirement plan, sometimes called a pension plan, that provides retirement and other benefits to the employees of more than 500 government agencies and public entities in the state of Colorado.

Purchased Services

Purchased services include contracted services, utilities, staff training, maintenance and repair items, and legal services.

Response to Intervention (RTI)

A process used to identify students at risk of failing that provides targeted teaching consisting of three increasing tiers of response to help struggling students.

Salaries and Wages

Payments made to district employees for work performed.

LITTLETON PUBLIC SCHOOLS

Littleton, Colorado

GLOSSARY OF TERMS AND ACRONYMS (continued)

Scholastic Aptitude Test (SAT)

A standardized test widely used for college admissions in the United States.

School Finance Act of 2024, as amended (School Finance Act)

C.R.S. 22-53-101, et. Seq., enacted in 2024, seeks to provide for a thorough and uniform system of public schools throughout the state. It requires that all school districts operate under the same finance formula and that equity considerations dictate all districts be subject to the expenditure and maximum levy provisions of this act. Colorado's 179 school districts each have a different per-pupil funding based upon four factors: size adjustment, cost-of-living adjustment, and at-risk factor.

School Resource Officer (SRO)

A sworn law enforcement officer assigned to a school on a long-term basis and specifically trained to function as a law enforcement officer, a law-related counselor, and a law-related educator.

Self-Insurance

The underwriting of one's own insurance rather than purchasing coverage from a private provider by identifying specific areas of risk and assessing actuarially sound charges.

Specific Ownership Tax (SOT)

An annual tax imposed on each taxable item of certain classified personal property, such as motor vehicles, on which tax is computed in accordance with state schedules applicable to each sale of personal property.

State Aid

A district's state aid is equal to its Total Program funding minus local property tax revenues and specific ownership taxes.

STEM (Science, Technology, Engineering, and Mathematics)

An interdisciplinary approach to learning that combines rigorous academic concepts with real-world lessons which apply science, technology, engineering, and mathematics in a context that allows connections between school, community, work, and the global enterprise.

Summer Food Service Program (SFSP)

A federally funded, state-administered program that provides reimbursements to providers to ensure low-income children continue to receive nutritious meals when school is not in session via reimbursements to providers.

Supplies and Materials

Supplies and materials include textbooks, library books, and other instructional materials, office supplies, building maintenance parts, gasoline, tires, and custodial supplies. With the exception of some unique areas, such as maintenance supplies and transportation-related expenses, most materials are established in relation to the student population.

TABOR Amendment

An amendment to the Colorado Constitution, approved by voters in November 1992, containing tax, spending, revenue, and debt limitations which apply to the state of Colorado and all local governments. It is commonly known as the Taxpayer's Bill of Rights (TABOR). In November 1998,

LITTLETON PUBLIC SCHOOLS

Littleton, Colorado

GLOSSARY OF TERMS AND ACRONYMS (continued)

voters in the district approved a ballot question exempting the district from revenue and spending limits under TABOR.

Tax Year

The calendar year in which tax bills are sent to property owners. The majority of 2024 tax bills are reflected as revenue receipts to the school district in fiscal year 2024–2025.

Tier I

The first RTI level consisting of high quality, scientifically based instruction provided by qualified personnel to ensure any student difficulties are not due to inadequate instruction.

Tier II

The second RTI level, consisting of targeted interventions for students not making adequate progress in regular classroom in Tier I, which provides increasingly intensive instruction matched to their needs on the basis of levels of performance and rates of progress.

Tier III

The third RTI level consisting of intensive interventions that target the students' skill deficits, and when necessary refer them for a comprehensive evaluation to determine eligibility for special education services under the Individuals with Disabilities Education Improvement Act of 2004 (IDEA 2004).

Transfers

A transfer of dollars from one fund to another fund. The General Fund transfers dollars to partially fund the operations of the Student Athletic, Activities, and Clubs Fund. The General Fund also transfers funds to the Risk Management Fund for insurance coverages and to the Capital Projects Fund for certain capital expenditures. The Extended Day Care Program Fund transfers dollars to the General Fund to reimburse for indirect costs.

Transition Services

A program for 18- to 21-year-old students with developmental delays that emphasizes vocational programming and community-based instruction. Transition planning from school to work is provided for each student.

TSA

Technology Student Association is a national organization of students engaged in science, technology, engineering, and mathematics (STEM).

Uniform Budget Summary

An alternative presentation of each fund administered by the district using a specific layout designed by the Colorado Department of Education. In accordance with the School Finance Act (C.R.S. 22-44-105), this summary must be presented in the Adopted Budget as supplemental information.

United States Department of Agriculture (USDA)

A department of the U.S. government that manages various programs related to food, agriculture, natural resources, rural development, and nutrition.

LITTLETON PUBLIC SCHOOLS
Littleton, Colorado

GLOSSARY OF TERMS AND ACRONYMS
(continued)

Universal Preschool Program (UPK)

Preschool program established by HB22-1295 to offer in 2023–2024 up to 10 hours of state funded, voluntary, high-quality universal preschool to every Colorado child in the year before kindergarten. Adjustments to funding are possible in future years.

Voyager Program

A collaborative program providing a blended instructional setting for LPS high school students which includes both digital content and in-person instruction from certified teachers. The program allows students the opportunity to design their own learning plan with existing district high school courses, Career and Technical Education options, and concurrent enrollment at a local community college.

Wide Area Network (WAN)

A telecommunications or computer network that extends over a large geographical distance.