Family-School Relationships Survey

Overview

Schools that effectively engage families find that their students earn higher grades, score higher on tests, develop better social skills, and are more likely to graduate. By asking parents and guardians to provide feedback through surveys, schools and districts can gather actionable data and better understand how to build effective partnerships with families. The Family-School Relationships Survey provides schools and districts with a clear picture of family attitudes about an array of topics—including family engagement, barriers to engagement, school climate, and family efficacy. SAISD gathered families' input from February 19 through April 5.

Note: While the domain names remain the same as previous years, the questions and answer scales were changed for the 2023-24 school year. As a result, scores from the 2023-24 school year should not be directly compared to results from previous years.

Total Responses Received

108

Family Engagement and Input

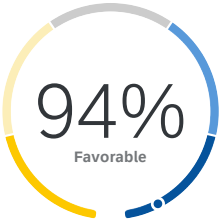

Family Involvement

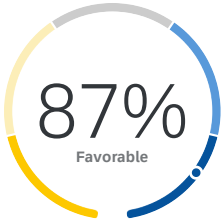

School Climate

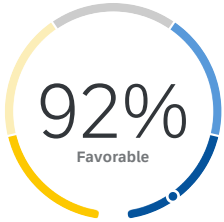

School Fit

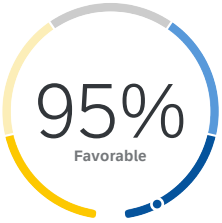

School Safety

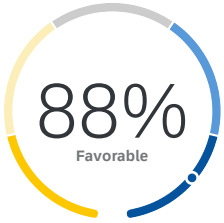

Family Efficacy

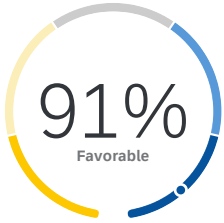

SAN ANTONIO INDEPENDENT SCHOOL DISTRICT

Family-School Relationships Survey

Domain Summary

The charts below show the 10 highest scoring schools and the 10 lowest scoring schools based on the percent of favorable responses for each of the six domains.

Family Engagement and Input % Favorable - District

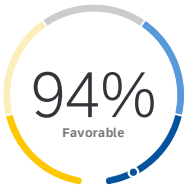

Family Engagement and Input % Favorable - (Top 10 Schools)

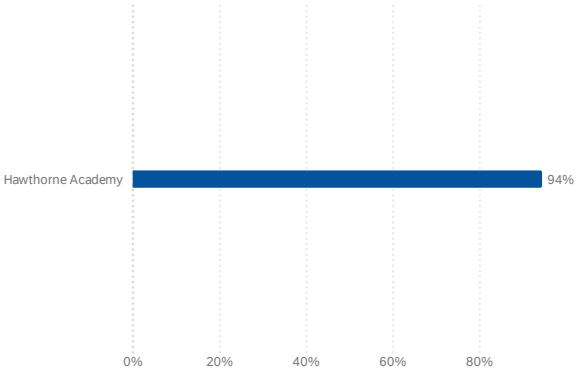

Family Engagement and Input % Favorable - (Bottom 10 Schools)

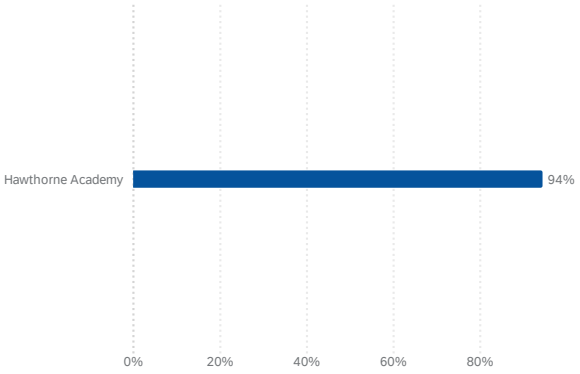

Family Involvement % Favorable - District

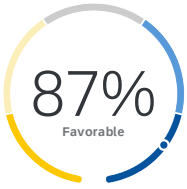

Family Involvement % Favorable - (Top 10 Schools)

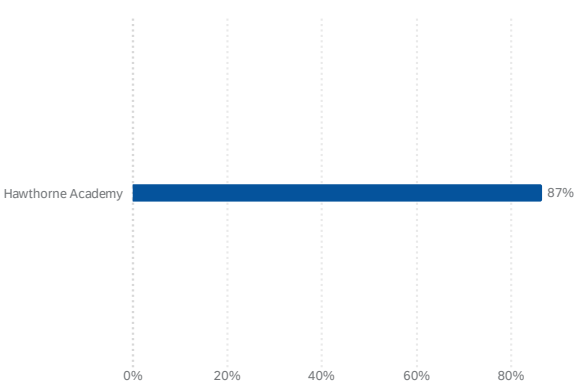

Family Involvement % Favorable - (Bottom 10 Schools)

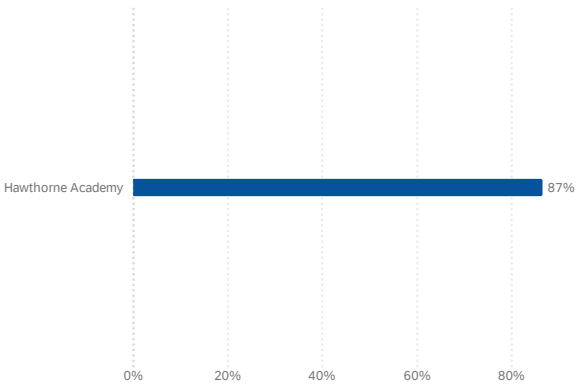

School Climate % Favorable - District

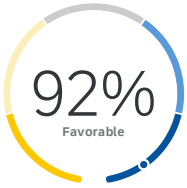

School Climate % Favorable - (Top 10 Schools)

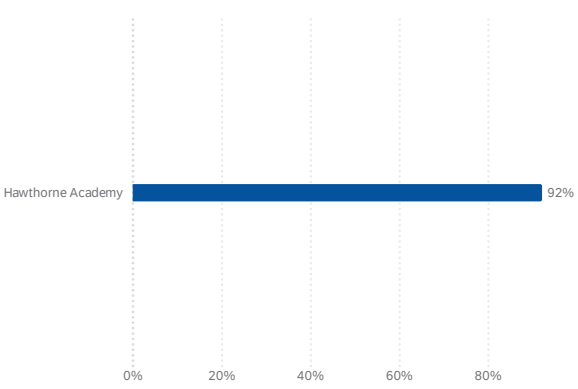

School Climate % Favorable - (Bottom 10 Schools)

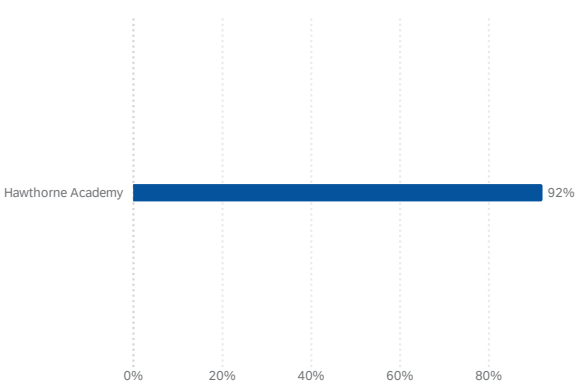

School Fit % Favorable - District

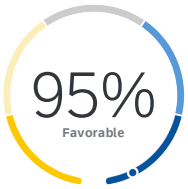

School Fit % Favorable - (Top 10 Schools)

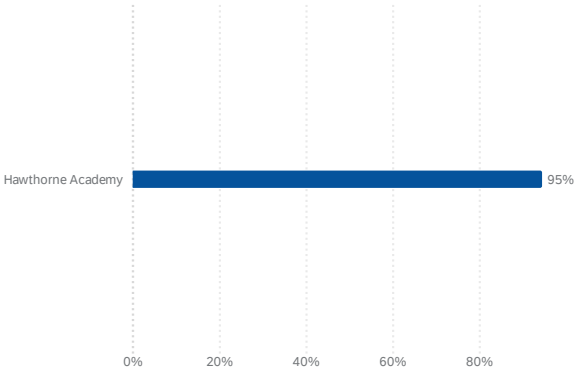

School Fit % Favorable - (Bottom 10 Schools)

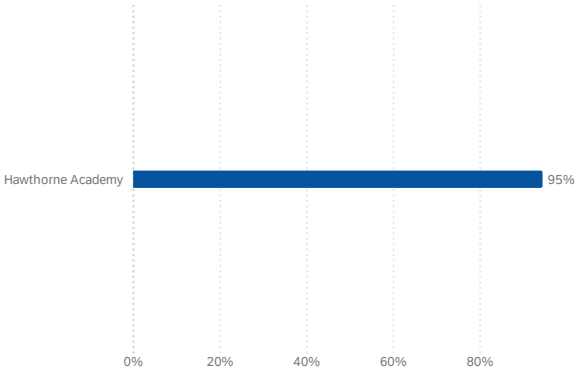

School Safety % Favorable - District

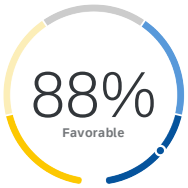

School Safety % Favorable - (Top 10 Schools)

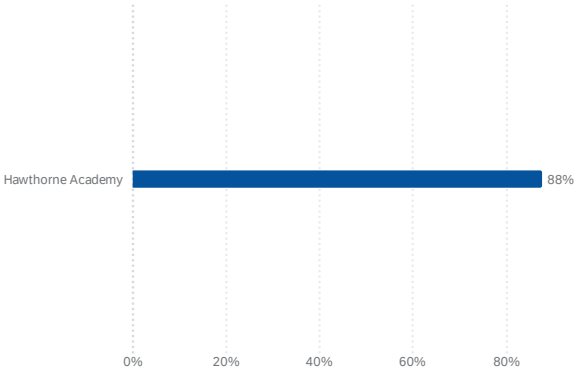

School Safety % Favorable - (Bottom 10 Schools)

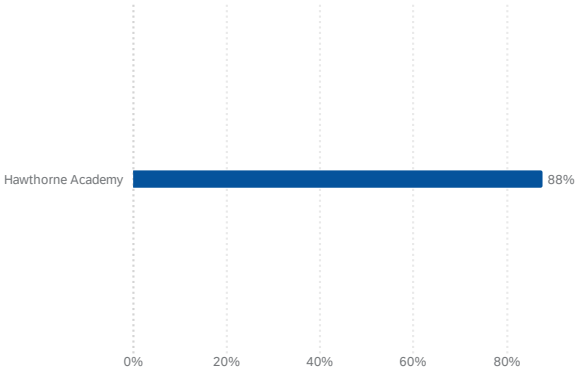

Family Efficacy % Favorable - District

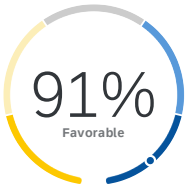

Family Efficacy % Favorable - (Top 10 Schools)

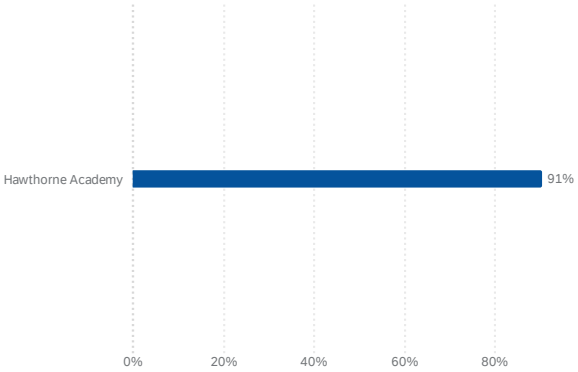

Family Efficacy % Favorable - (Bottom 10 Schools)

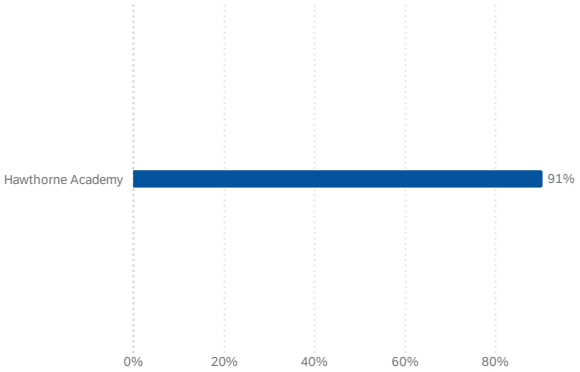

Filters | All Responses | Campus Name: All | Year: Spring 2024 | Embedded Data - SFR_CAMPUS_ID: 179

Family-School Relationships Survey

Family Engagement and Input

The degree to which families become involved with and interact with their child's school.

Each survey question in the section below was scored on a scale of 1-4 with 4 being the most favorable answer and 1 being the least favorable (answers of "I don't know" were not given a score). The charts below represent either the percent of favorable responses for the question/category or a breakdown of the percentage of families answering at each level.

Family Engagement and Input

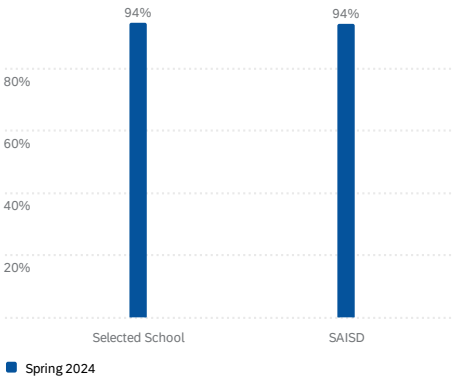

Percent Favorable by Question (Selected Year)

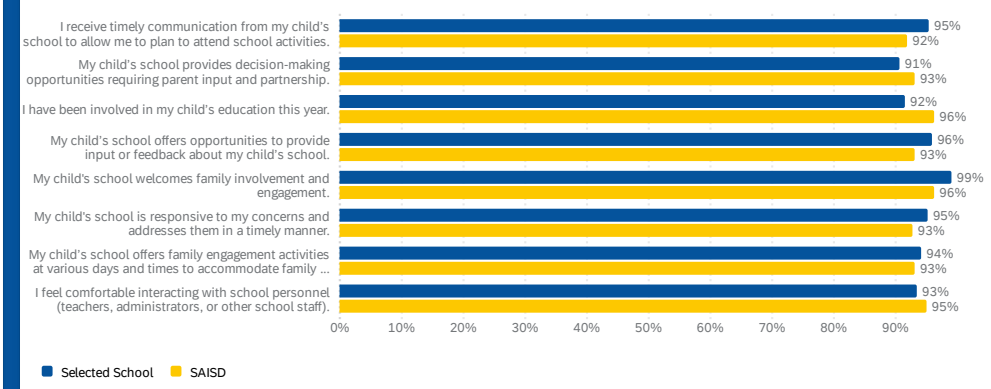

Percent Favorable by Question - Yearly

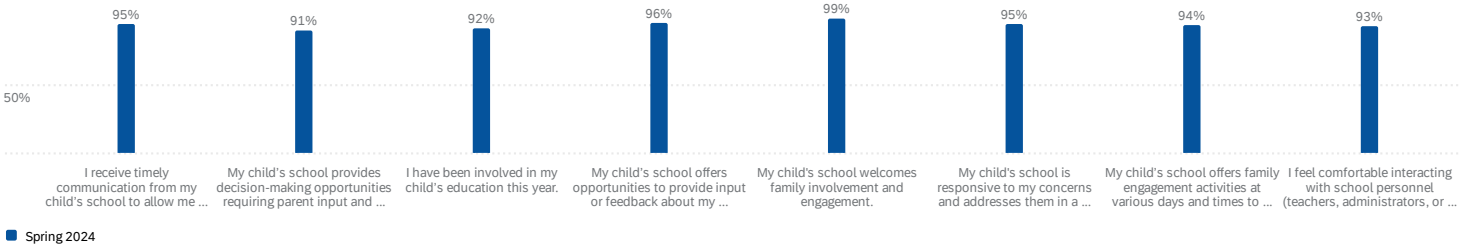

Question Breakdown (Selected Year)

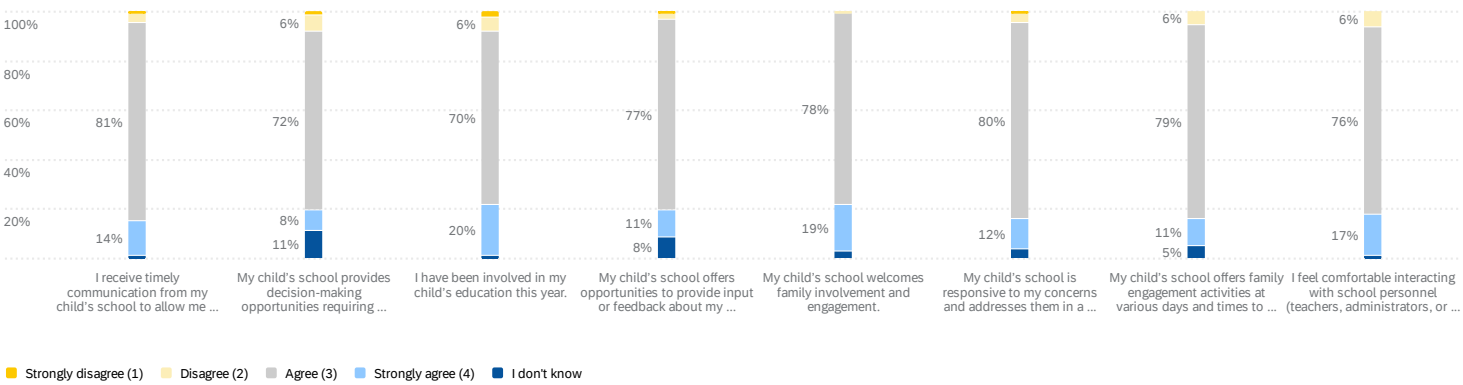

Family-School Relationships Survey

Family Involvement

The degree to which families become involved with and interact with their child's school.

Each survey question was scored on a scale of 1-4 with 4 being the most favorable answer and 1 being the least favorable (answers of "I don't know" were not included in the scoring). The charts below represent either the percent of favorable responses for the question/category or a breakdown of the percentage of families answering at each level.

Family Involvement

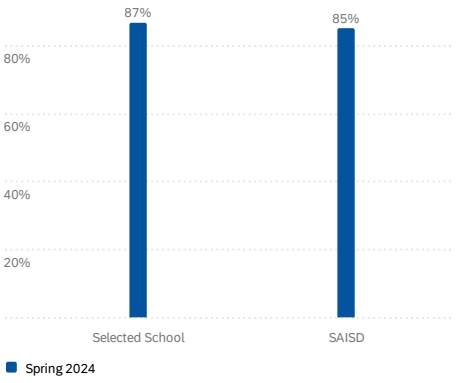

Percent Favorable by Question (Selected Year)

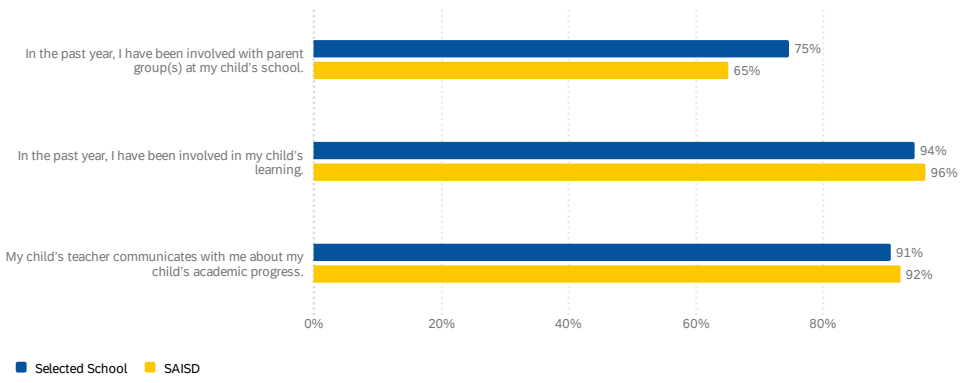

Percent Favorable by Question - Yearly

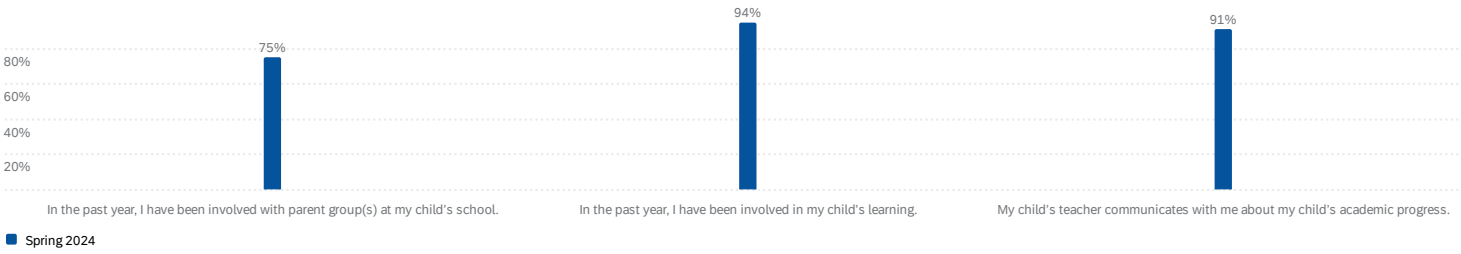

Question Breakdown (Selected Year)

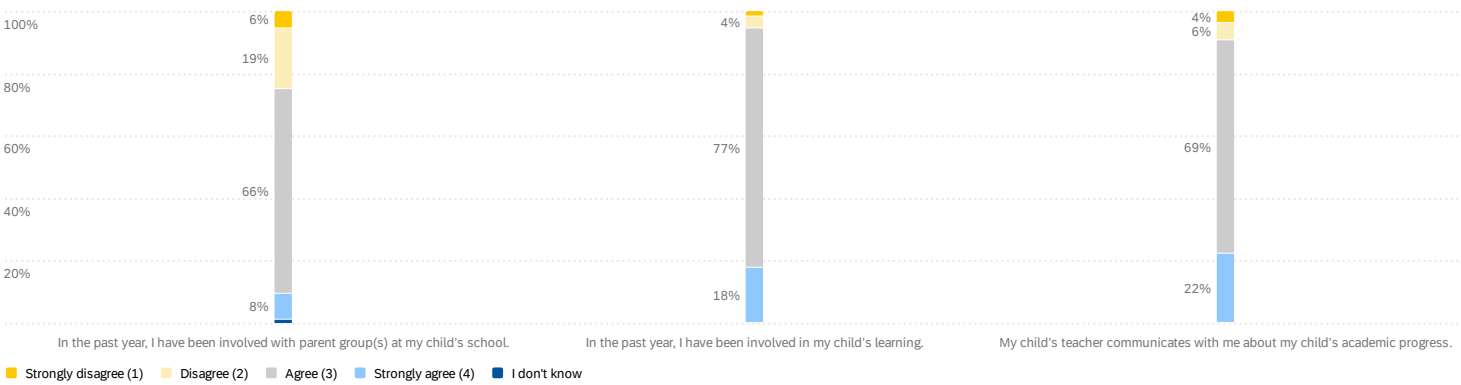

Filters | All Responses | Campus Name: All | Year: Spring 2024 | Embedded Data - SFR_CAMPUS_ID: 179

Family-School Relationships Survey

School Fit

Families' perceptions of how a school matches their child's developmental needs.

Each survey question was scored on a scale of 1-4 with 4 being the most favorable answer and 1 being the least favorable (answers of "I don't know" were not included in the scoring). The charts below represent either the percent of favorable responses for the question/category or a breakdown of the percentage of families answering at each level.

School Fit

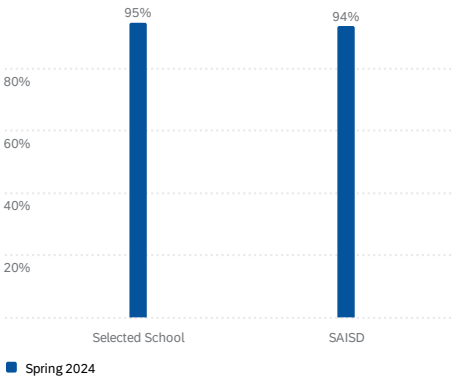

Percent Favorable by Question (Selected Year)

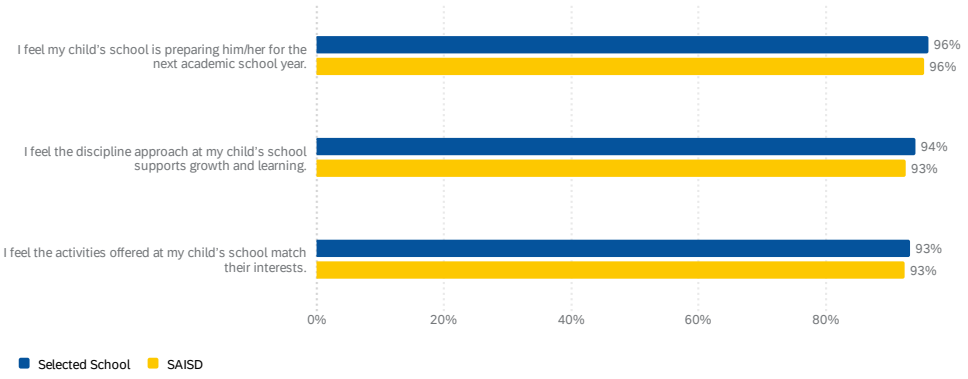

Percent Favorable by Question - Yearly

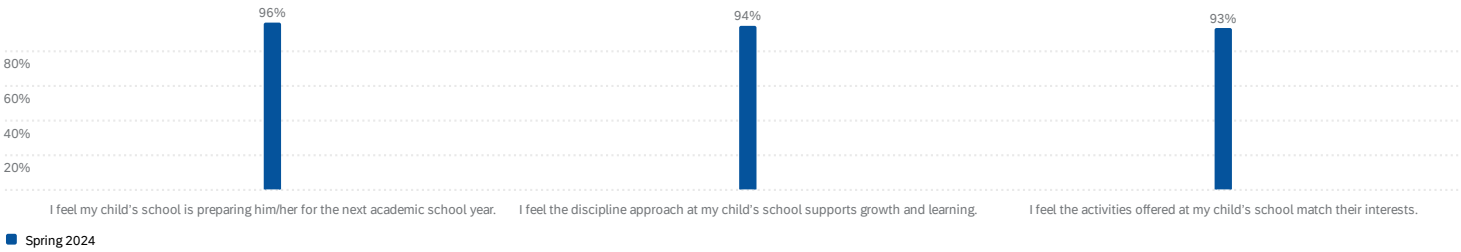

Question Breakdown (Selected year)

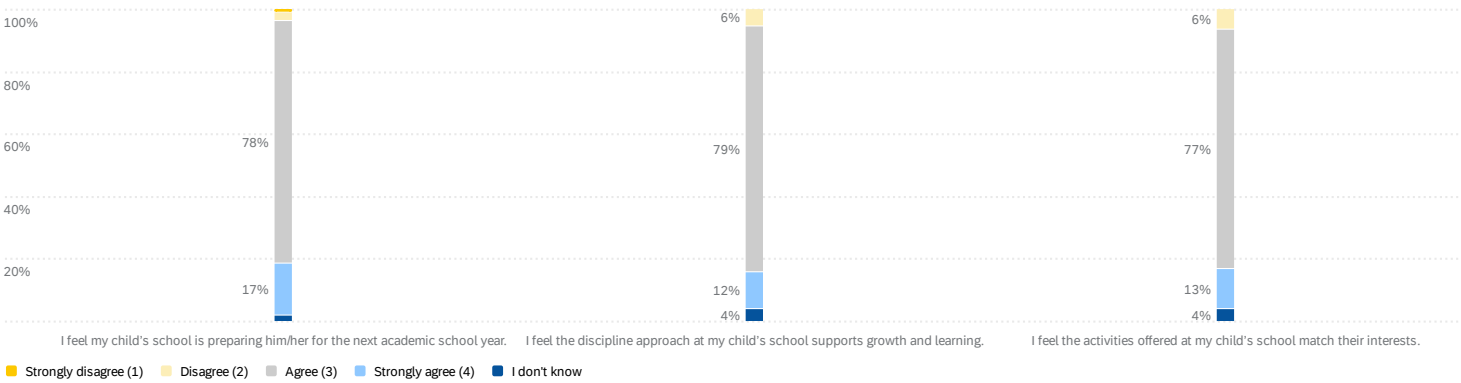

Family-School Relationships Survey

School Climate

Perceptions of the overall social and learning climate of the school.

Each survey question was scored on a scale of 1-4 with 4 being the most favorable answer and 1 being the least favorable (answers of "I don't know" were not included in the scoring). The charts below represent either the percent of favorable responses for the question/category or a breakdown of the percentage of families answering at each level.

School Climate

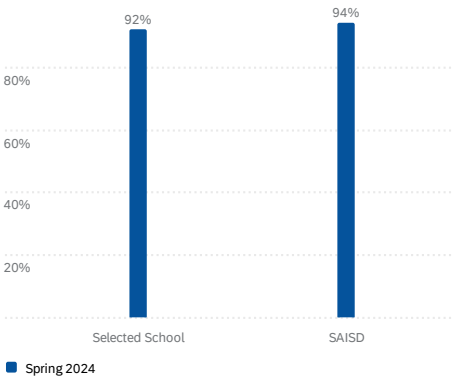

Percent Favorable by Question (Selected Year)

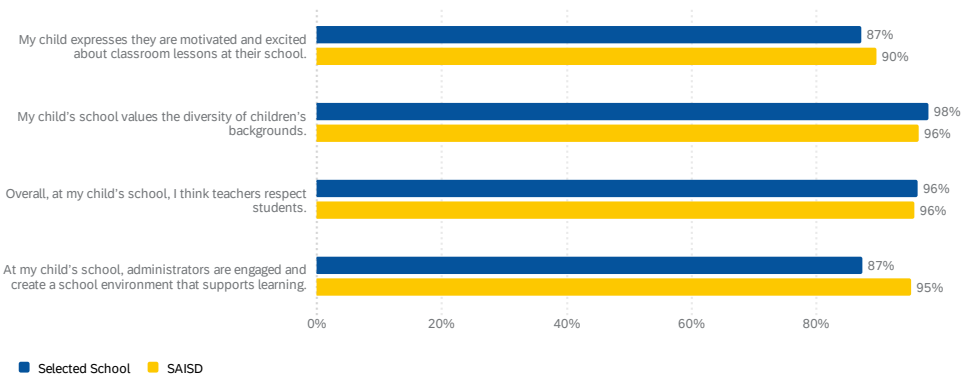

Percent Favorable by Question - Yearly

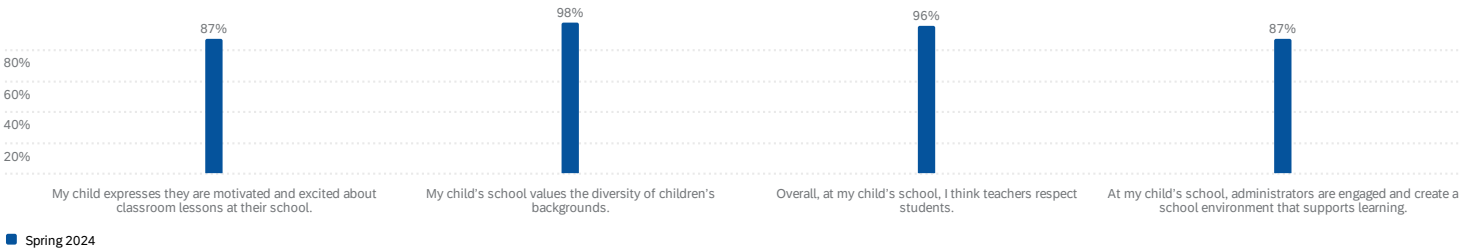

Question Breakdown (Selected year)

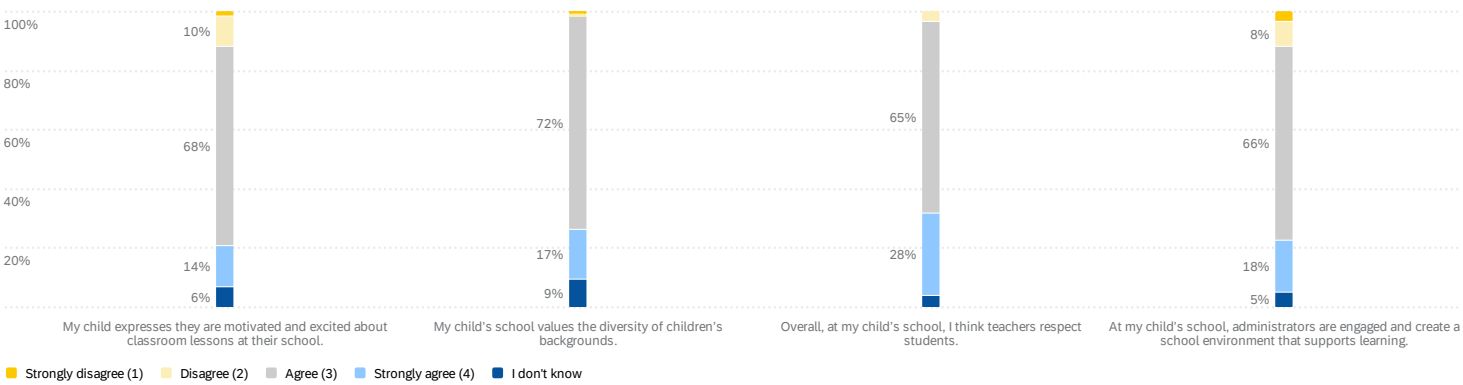

Filters | All Responses | Campus Name: All | Year: Spring 2024 | Embedded Data - SFR_CAMPUS_ID: 179

Family-School Relationships Survey

School Safety

Perceptions of student physical and psychological safety at school.

Each survey question was scored on a scale of 1-4 with 4 being the most favorable answer and 1 being the least favorable (answers of "I don't know" were not included in the scoring). The charts below represent either the percent of favorable responses for the question/category or a breakdown of the percentage of families answering at each level.

School Safety

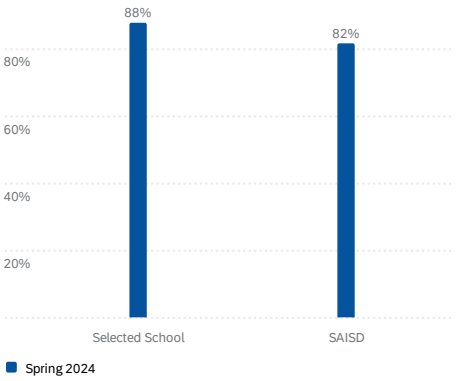

Percent Favorable by Question (Selected year)

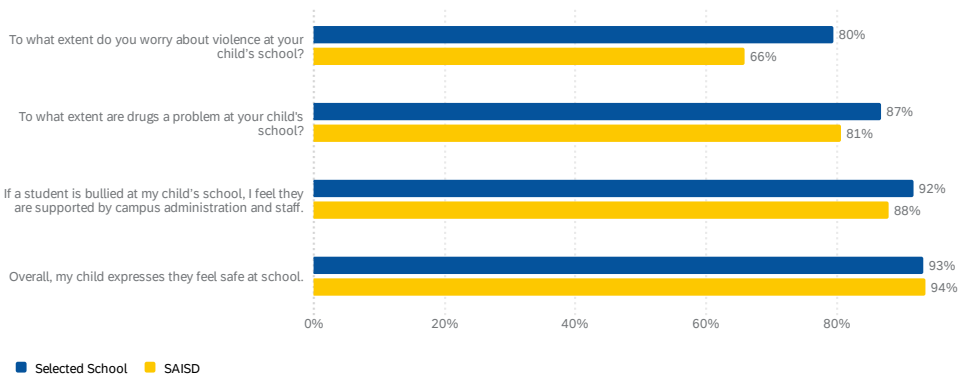

Percent Favorable by Question - Yearly



Question Breakdown (Selected Year)

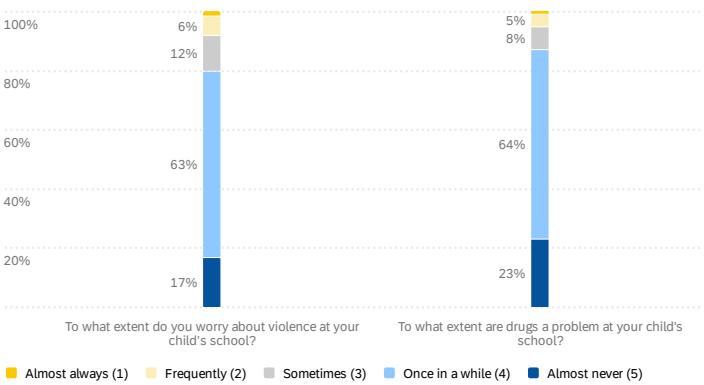

Question Breakdown (Selected Year)

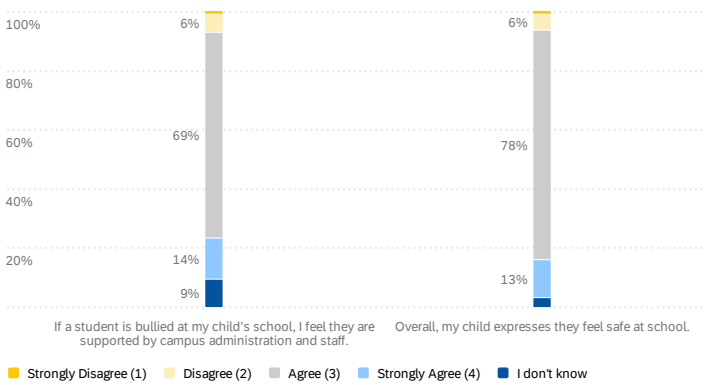

Filters | All Responses | Campus Name: All | Year: Spring 2024 | Embedded Data - SFR_CAMPUS_ID: 179

Family-School Relationships Survey

Family Efficacy

How confident families are with regard to key parenting skills.

Each survey question was scored on a scale of 1-4 with 4 being the most favorable answer and 1 being the least favorable (answers of "I don't know" were not included in the scoring). The charts below represent either the percent of favorable responses for the question/category or a breakdown of the percentage of families answering at each level.

Family Efficacy

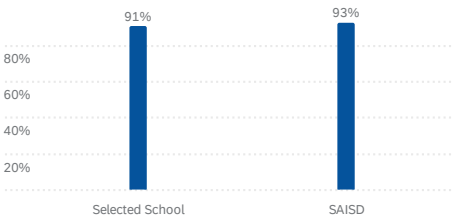

Percent Favorable by Question (Selected Year)

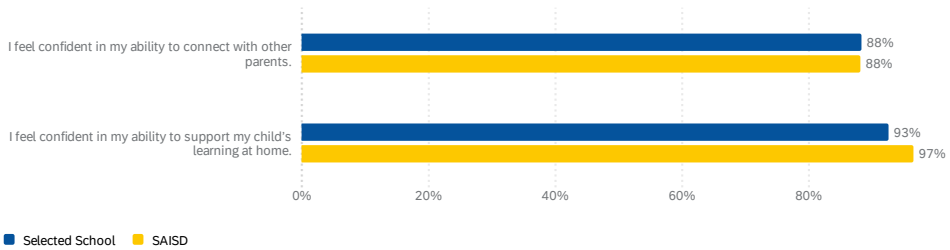

Percent Favorable by Question - Yearly



Question Breakdown (Selected Year)



Family-School Relationships Survey

Barriers to Engagement

Factors that can create challenges for families to interact with or become involved with their child's school.

The question below did not receive a score and is not included in percent favorable calculations.

Q1 - Which of the following issues is the biggest barrier to becoming involved with your child's current school? 102 ⚠

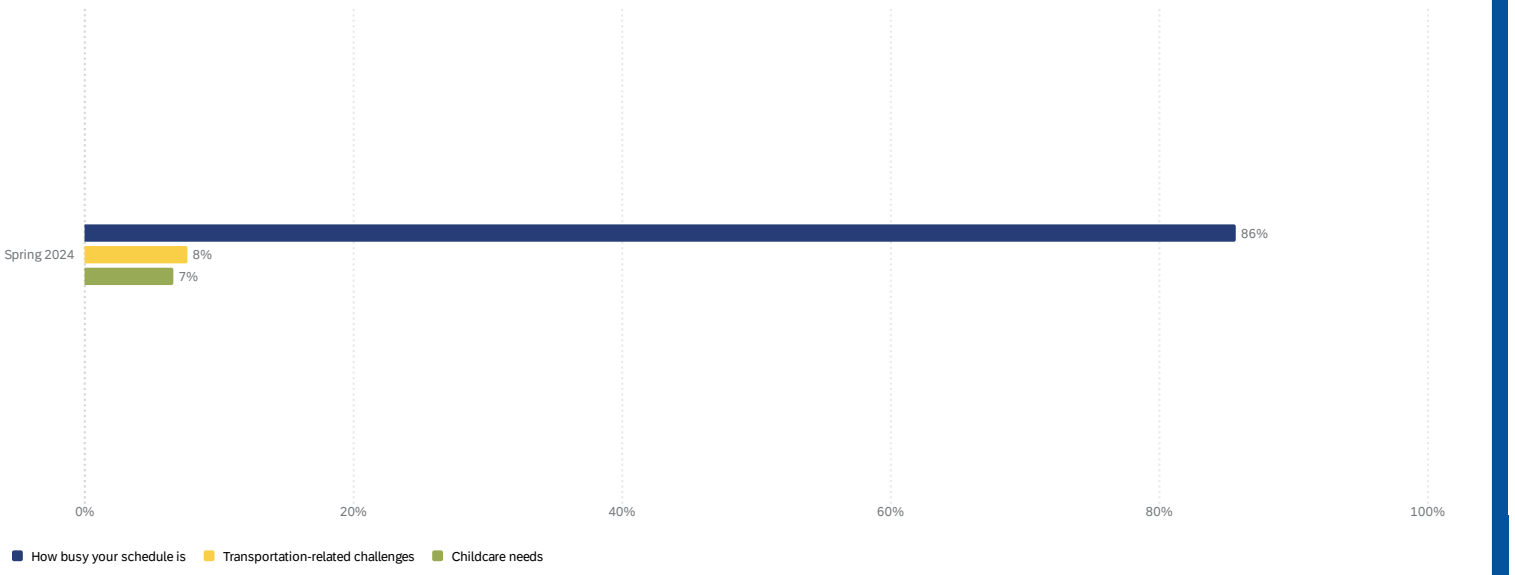

Family-School Relationships Survey

Open Response Summary

If your child's school was impacted by rightsizing,
what do you hope to experience at your child's school in the upcoming school year?

Click on a topic below to view the related word cloud. Click the topic again to remove the filter. The question is not scored and is not included in percent favorable calculations.

Count of Responses by Topic 20

Topics	Percent	Count
Miscellaneous	20%	4
Staffing	15%	3
Resource Allocation	15%	3
Family Involvement	15%	3
Safety	10%	2
Quality Academics	5%	1
Other - Concern	5%	1
Improved Conditions for Teachers	5%	1
Enrichment Activities	5%	1
Curriculum and Program Options	5%	1
Consistency and Stability	5%	1
Communication	5%	1
Appropriate Class Size	5%	1

20



SAN ANTONIO INDEPENDENT SCHOOL DISTRICT

Family-School Relationships Survey

Open Response Details

If your child's school was impacted by rightsizing,
what do you hope to experience at your child's school in the upcoming school year?

All Responses 20

Response	Topics
I would hope that classroom sizes would be no more than 20 to 25 students because large class classroom sizes have negative impacts on students. I would hope that there would also be a plan for all teachers to still keep their jobs and to find additional opportunities to collaborate with one another.	Appropriate Class Size
If you all ask students to elect a class : give it to them, don't impose what ever you want or feel it's ok for them without informing US the PARENTS and I would like to know every incident that happens at Hawthorne because it affects my child	Communication,Enrichment Activities
I would hope that the transition of both schools is positive and that my student feels comfortable with all the changes being made.	Consistency and Stability
-Im hoping my child can participate in the dual language program. -more culturally relevant opportunities	Curriculum and Program Options
I do not feel the current administration has done a good job at hearing concerns from parents. There is still not a full time counselor at the school and this is a huge concern. The teachers at Hawthorne have all been wonderful thus far accept for this year, my daughters home room teacher (which teaches her science and social studies) unfortunately provides very little instruction time to the kids. How do you teach children without teaching them? I would like to see more change.	Family Involvement,Quality Academics,Staffing
Cafecito with the principal at Hawthorne has not happened this year. Newsletters go out, but school meetings with all thats going on around campus has not happened.	Family Involvement
Very strong FACE-Mrs. Aldrete has been a great addition to the school	Family Involvement
We will have a new principal for the next year , so I hope to be formally introduced to him/her soon. I hope that class sizes won't balloon to the detriment of student learning and outcomes. I hope teachers, returning and new, receive the support they need in order to continue my child's in the upcoming year as this transition is made.	Improved Conditions for Teachers
Make sure you have the right person for the position they will hold. Also someone who understands they have to be patient since they are working with young kids. I've heard a few complaints about coaches/ teachers being unnecessarily, rude and impatient.	Miscellaneous
Hawthorne Needs new administration	Miscellaneous
I hope with the added students to our campus that there will be at least a full time guidance counselor to help with social relationships, and more teachers to help with the amount of students per class. I would like to see more involvement with the parents, we have a time limit on when we can pick our child up from school and parents aren't even allowed on campus. The bullying has always been an issue, and my child doesn't feel like anything is done when he goes to a para, teacher, or even the guidance counselor. Especially when the older kids are mingling with the younger children how is there accountability if bullying is in the lunchroom, gym, library or in passing in the halls. As well as I hear a lot of sexual language and my child is only in the 3rd grade.	Miscellaneous
Administration needs to change- Teachers are great	Miscellaneous
my son needs a traditional middle school	Other - Concern
more funding	Resource Allocation
more funding	Resource Allocation
More money for Family engagement	Resource Allocation
police funding for each school	Safety
funding for police safety	Safety
funding for counselors	Staffing
Fully staffed classrooms. Plenty of excited and happy teachers ready to help EVERYONE coming into Hawthorne.	Staffing