2025-26 SAISD Family-School Relationships Survey
Campus Results - Margil Elementary

Each year, SAISD families are asked to complete the Family - School Relationships Survey. Questions span six domains -- ***School Safety***, ***School Climate***, ***School Fit, Family Engagement and Input***, ***Family Efficacy***, and ***Family Involvement***. Each question and domain are given two ratings (Percent Favorable and Percent of Maximum Possible [POMP]). The data gathered helps campuses better understand how to build effective partnerships with families, as well as strengthen family engagement to support strong academic and social outcomes for students.

Responses

Families Contacted
274

Surveys Completed
132

Response Rate
48%

Overall Campus Scores

95%
Favorable

89%
POMP

Top Barriers to Engagement*

When asked "Which of the following issues is the biggest barrier to becoming involved with your child's current school?", the most frequently selected responses were

How busy your schedule is, Childcare needs,
and ***Transportation-related challenges***

*Note: This question is not included in the domain ratings or overall campus rating.

Percent Favorable by Domain

School Safety

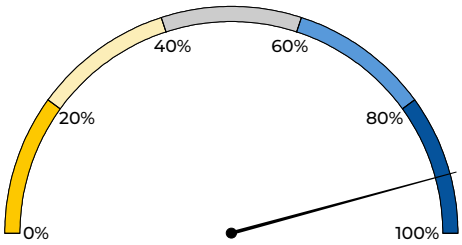

92% Favorable
▲ **10** since last survey

School Climate

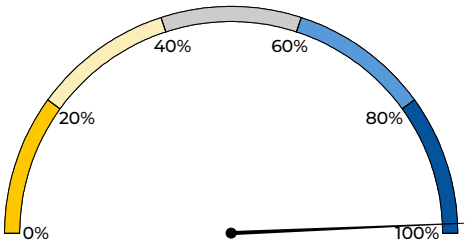

99% Favorable
▲ **12** since last survey

School Fit

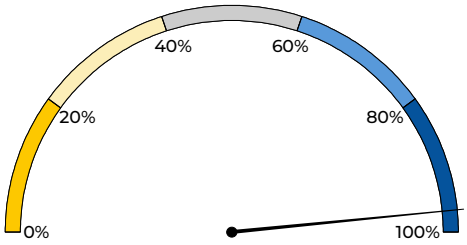

97% Favorable
▲ **12** since last survey

Family Engagement and Input

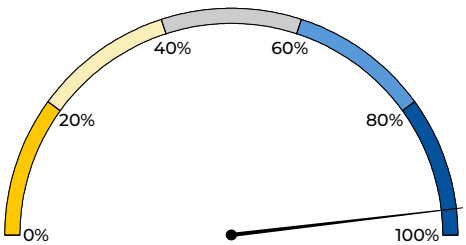

96% Favorable
▲ **10** since last survey

Family Efficacy

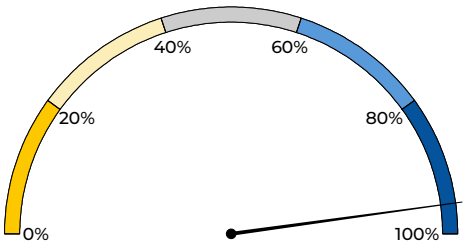

96% Favorable
▲ **11** since last survey

Family Involvement

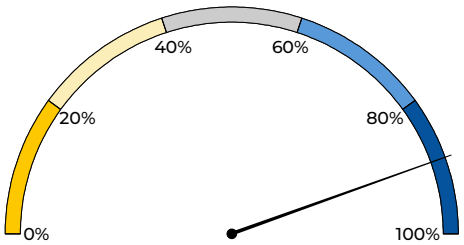

89% Favorable
▲ **4** since last survey

The following tables show the questions that make up each domain, along with two measures: **percent of favorable responses** and **percent of maximum possible (POMP)**. Summary scores for the entire domain are in the top right of each table.

Percent Favorable (show in green below) is the percentage of responses where either *Strongly agree* or *Agree* was selected.

Percent of Maximum Possible/POMP (shown in blue below) assigns a point value to each answer (*Strongly disagree* = 1, *Disagree* = 2, *Agree* = 3, *Strongly agree* = 4), which is then used to calculate a score from 0% to 100%. This score is used in calculating School Performance Framework (SPF) measures related to the family survey.

School Safety

	92% Favorable	90% POMP
To what extent do you worry about violence at your child's school?*	78%	83%
To what extent are drugs a problem at your child's school?*	95%	97%
If a student is bullied at my child's school, I feel they are supported by campus administration and staff.	95%	90%
Overall, my child expresses they feel safe at school.	98%	92%

*Note: These questions use a different scale (*Almost never = 5, Once in a while = 4, Sometimes = 3, Frequently = 2, Almost always = 1*), where *Almost never* and *Once in a while* are considered favorable.

School Climate

	99% Favorable	92% POMP
Overall, at my child's school, I think teachers respect students.	99%	93%
At my child's school, administrators are engaged and create a school environment that supports learning.	98%	91%
My child's school values the diversity of children's backgrounds.	99%	92%
My child expresses they are motivated and excited about classroom lessons at their school.	98%	90%

School Fit

	97% Favorable	90% POMP
I feel my child's school is preparing him/her for the next academic school year.	98%	92%
I feel the activities offered at my child's school match their interests.	95%	87%
I feel the discipline approach at my child's school supports growth and learning.	98%	90%

Family Engagement & Input

	96% Favorable	89% POMP
My child's school welcomes family involvement and engagement.	95%	89%
My child's school is responsive to my concerns and addresses them in a timely manner.	98%	92%
I feel comfortable interacting with school personnel (teachers, administrators, or other school staff).	98%	91%
I have been involved in my child's education this year.	97%	89%
I receive timely communication from my child's school to allow me to plan to attend school activities.	95%	89%
My child's school provides decision-making opportunities requiring parent input and partnership.	98%	88%
My child's school offers family engagement activities at various days/times to accommodate family schedules.	91%	85%
My child's school offers opportunities to provide input or feedback about my child's school.	97%	88%

Family Efficacy

	96% Favorable	89% POMP
I feel confident in my ability to connect with other parents.	94%	85%
I feel confident in my ability to support my child's learning at home.	98%	93%

Family Involvement

	89% Favorable	84% POMP
My child's teacher communicates with me about my child's academic progress.	94%	89%
In the past year, I have been involved in my child's learning.	98%	89%
In the past year, I have been involved with parent group(s) at my child's school.	74%	75%