Filters | All Responses | Campus Name: All | Year: Spring 2024 | Embedded Data - SFR_CAMPUS_ID: 165

SAN ANTONIO INDEPENDENT SCHOOL DISTRICT

Family-School Relationships Survey

Overview

Schools that effectively engage families find that their students earn higher grades, score higher on tests, develop better social skills, and are more likely to graduate. By asking parents and guardians to provide feedback through surveys, schools and districts can gather actionable data and better understand how to build effective partnerships with families. The Family-School Relationships Survey provides schools and districts with a clear picture of family attitudes about an array of topics—including family engagement, barriers to engagement, school climate, and family efficacy. SAISD gathered families' input from February 19 through April 5.

Note: While the domain names remain the same as previous years, the questions and answer scales were changed for the 2023-24 school year. As a result, scores from the 2023-24 school year should not be directly compared to results from previous years.

Total Responses Received

14

Family Engagement and Input

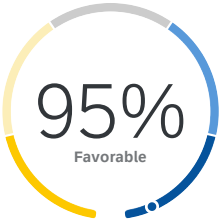

Family Involvement

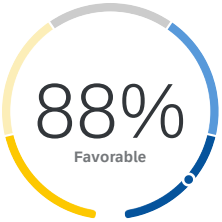

School Climate

School Fit

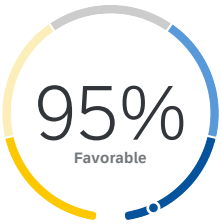

School Safety

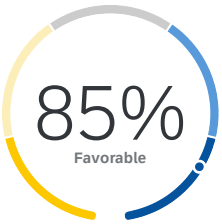

Family Efficacy

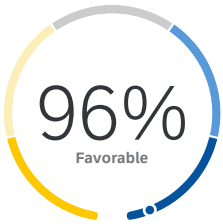

Filters | All Responses | Campus Name: All | Year: Spring 2024 | Embedded Data - SFR_CAMPUS_ID: 165

SAN ANTONIO INDEPENDENT SCHOOL DISTRICT

Family-School Relationships Survey

Domain Summary

The charts below show the 10 highest scoring schools and the 10 lowest scoring schools based on the percent of favorable responses for each of the six domains.

Family Engagement and Input % Favorable - District

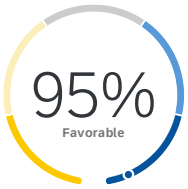

Family Engagement and Input % Favorable - (Top 10 Schools)

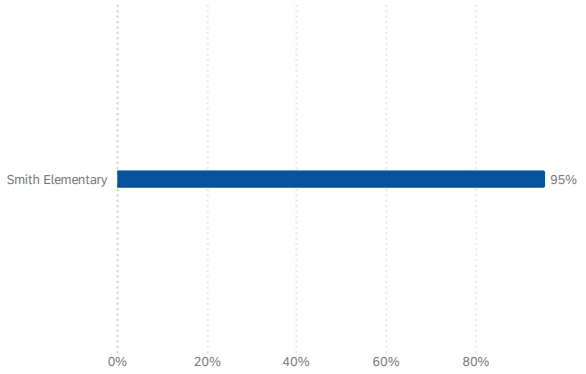

Family Engagement and Input % Favorable - (Bottom 10 Schools)

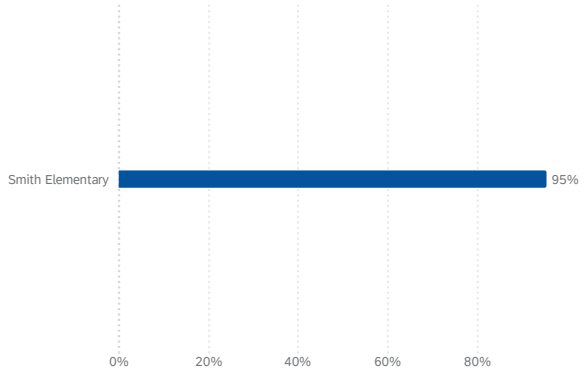

Family Involvement % Favorable - District

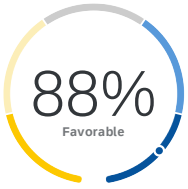

Family Involvement % Favorable - (Top 10 Schools)

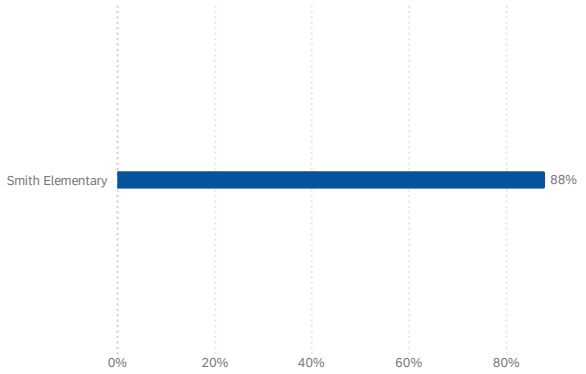

Family Involvement % Favorable - (Bottom 10 Schools)

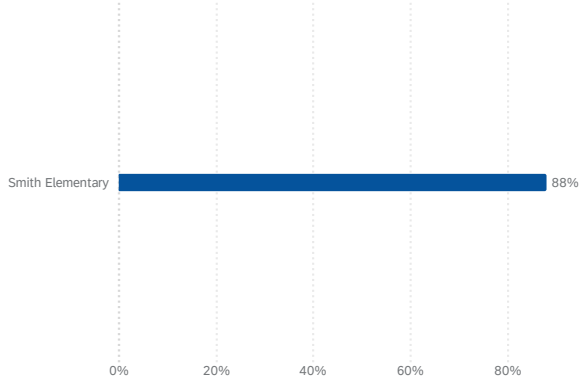

School Climate % Favorable - District

School Climate % Favorable - (Top 10 Schools)

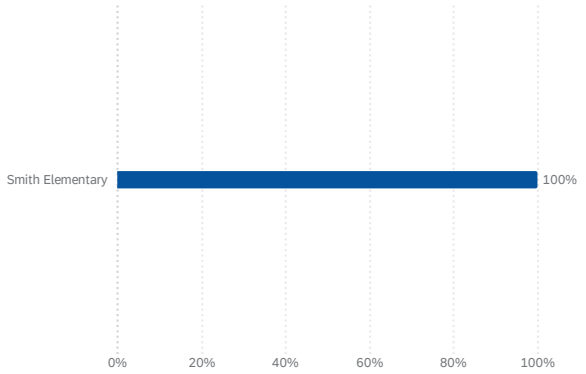

School Climate % Favorable - (Bottom 10 Schools)

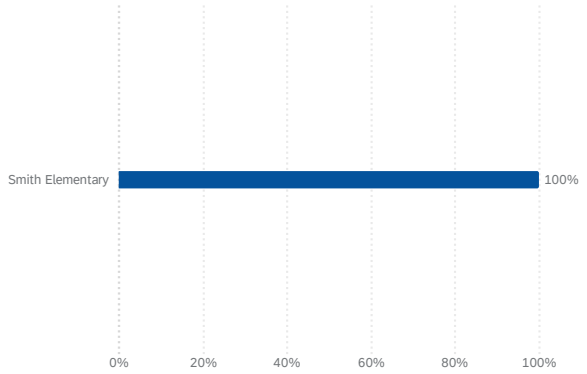

School Fit % Favorable - District

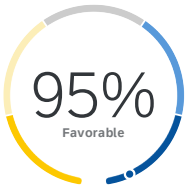

School Fit % Favorable - (Top 10 Schools)

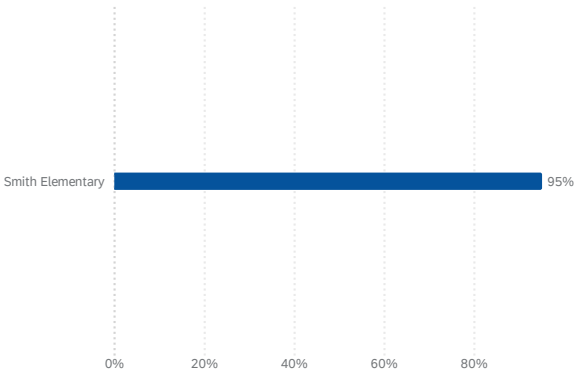

School Fit % Favorable - (Bottom 10 Schools)

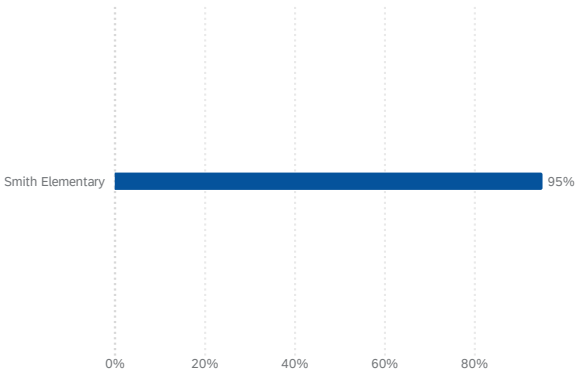

School Safety % Favorable - District

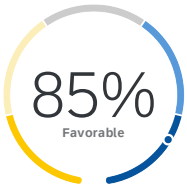

School Safety % Favorable - (Top 10 Schools)

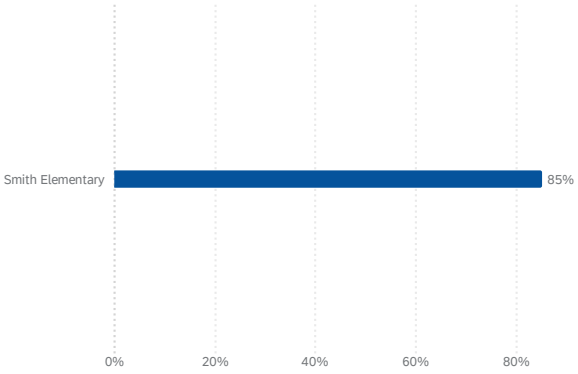

School Safety % Favorable - (Bottom 10 Schools)

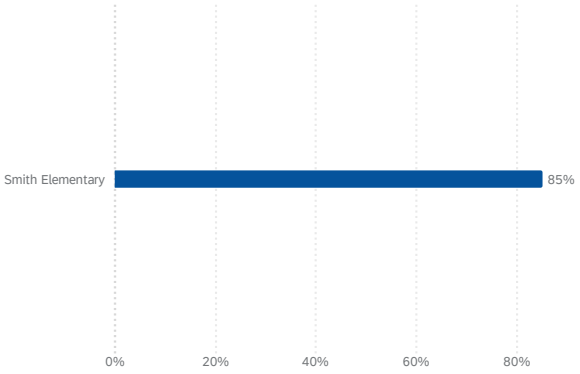

Family Efficacy % Favorable - District

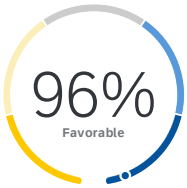

Family Efficacy % Favorable - (Top 10 Schools)

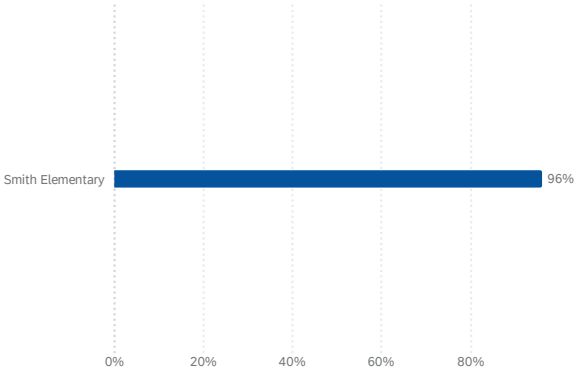

Family Efficacy % Favorable - (Bottom 10 Schools)

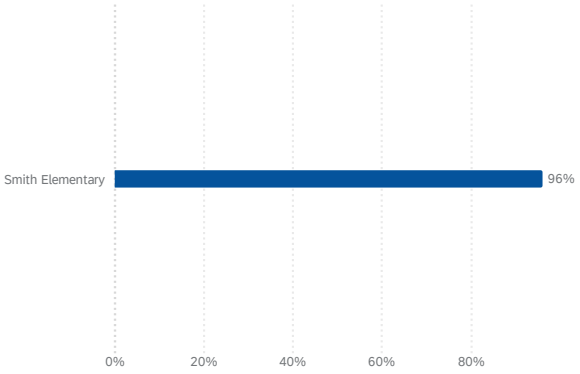

Filters | All Responses | Campus Name: All | Year: Spring 2024 | Embedded Data - SFR_CAMPUS_ID: 165

SAN ANTONIO INDEPENDENT SCHOOL DISTRICT

Family-School Relationships Survey

Family Engagement and Input

The degree to which families become involved with and interact with their child's school.

Each survey question in the section below was scored on a scale of 1-4 with 4 being the most favorable answer and 1 being the least favorable (answers of "I don't know" were not given a score). The charts below represent either the percent of favorable responses for the question/category or a breakdown of the percentage of families answering at each level.

Family Engagement and Input

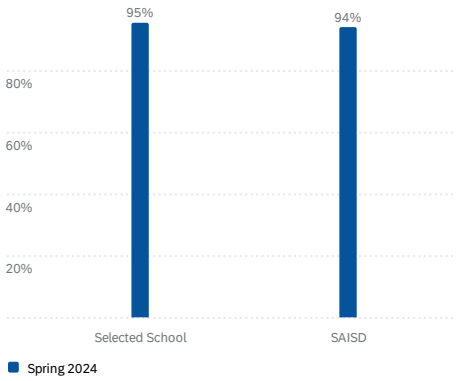

Percent Favorable by Question (Selected Year)

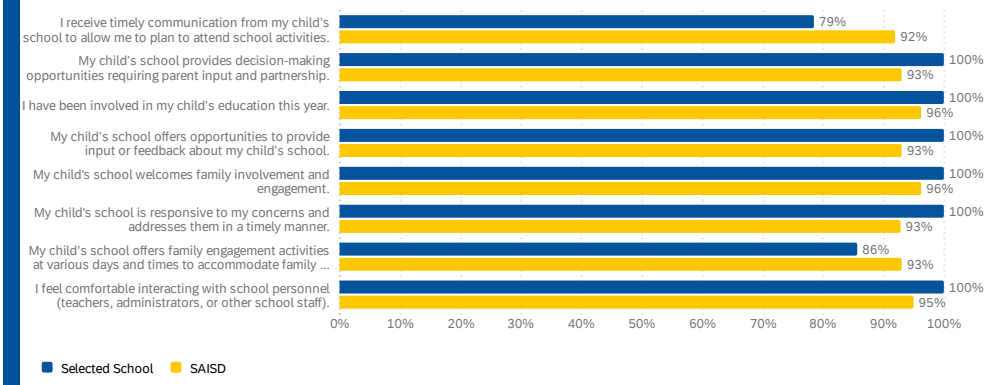

Percent Favorable by Question - Yearly

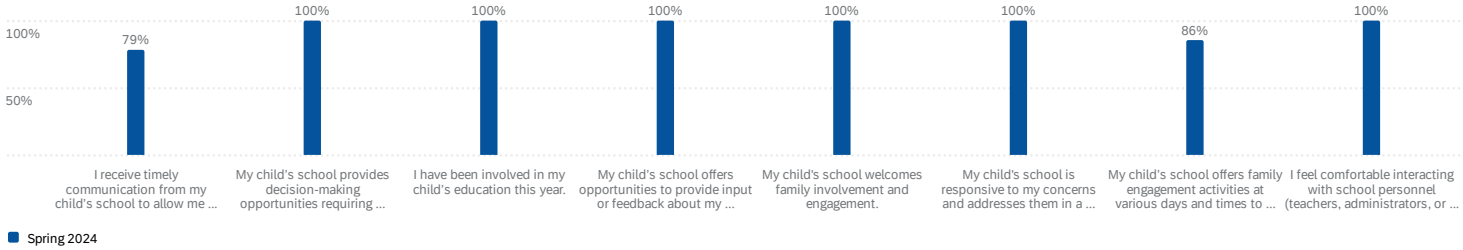

Question Breakdown (Selected Year)

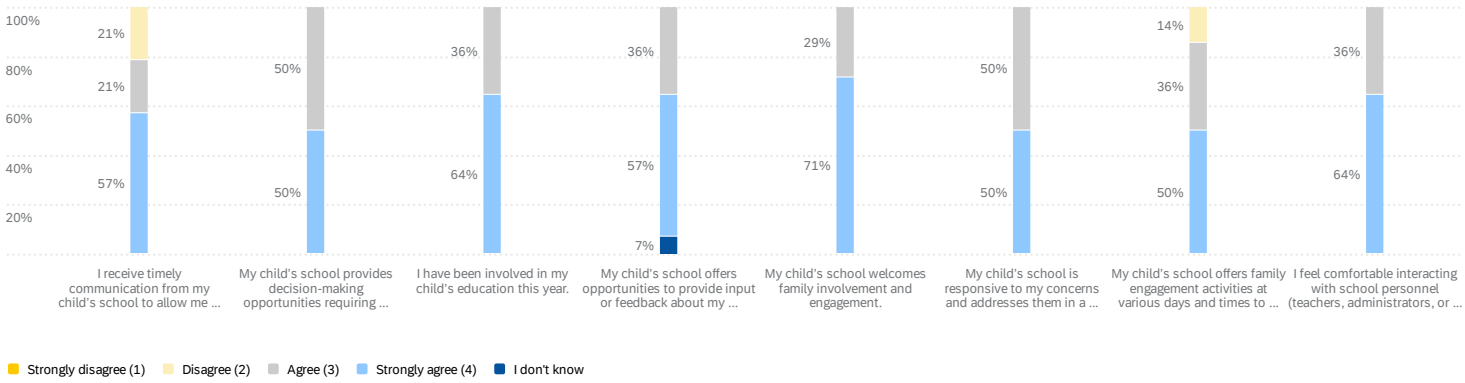

Filters | All Responses | Campus Name: All | Year: Spring 2024 | Embedded Data - SFR_CAMPUS_ID: 165

Family-School Relationships Survey

Family Involvement

The degree to which families become involved with and interact with their child's school.

Each survey question was scored on a scale of 1-4 with 4 being the most favorable answer and 1 being the least favorable (answers of "I don't know" were not included in the scoring). The charts below represent either the percent of favorable responses for the question/category or a breakdown of the percentage of families answering at each level.

Family Involvement

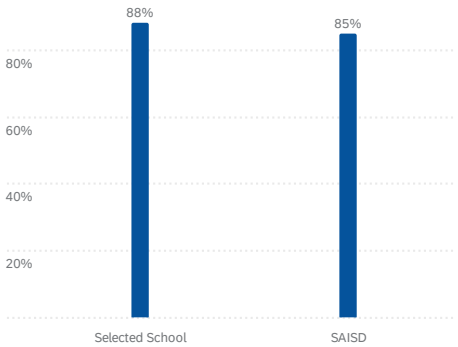

Percent Favorable by Question (Selected Year)

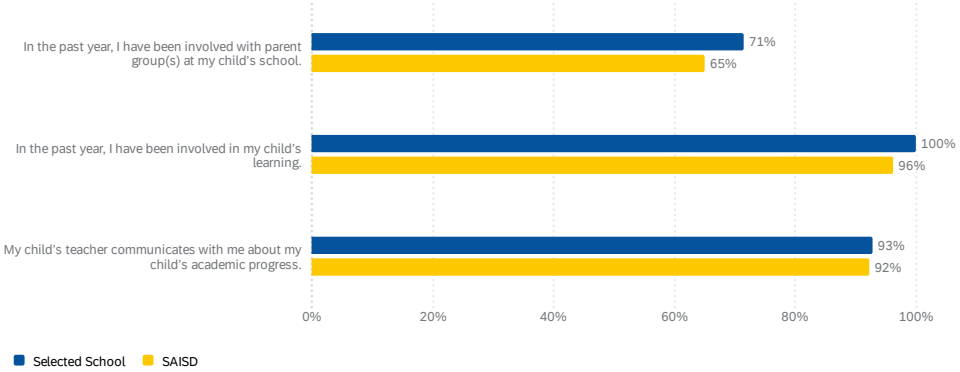

Percent Favorable by Question - Yearly

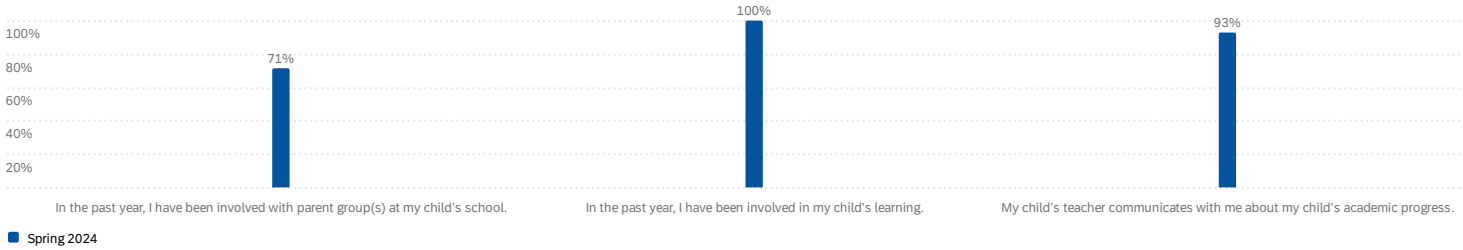

Question Breakdown (Selected Year)

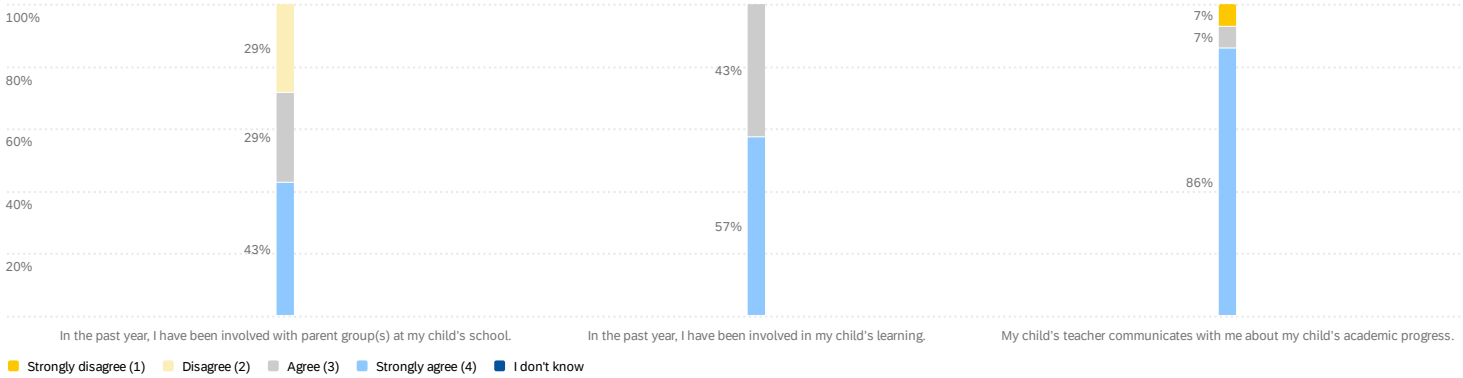

Filters | All Responses | Campus Name: All | Year: Spring 2024 | Embedded Data - SFR_CAMPUS_ID: 165

SAN ANTONIO INDEPENDENT SCHOOL DISTRICT

Family-School Relationships Survey

School Fit

Families' perceptions of how a school matches their child's developmental needs.

Each survey question was scored on a scale of 1-4 with 4 being the most favorable answer and 1 being the least favorable (answers of "I don't know" were not included in the scoring). The charts below represent either the percent of favorable responses for the question/category or a breakdown of the percentage of families answering at each level.

School Fit

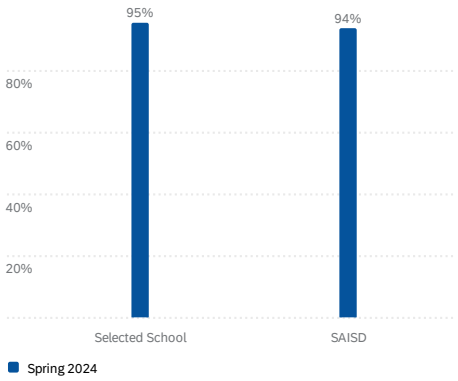

Percent Favorable by Question (Selected Year)

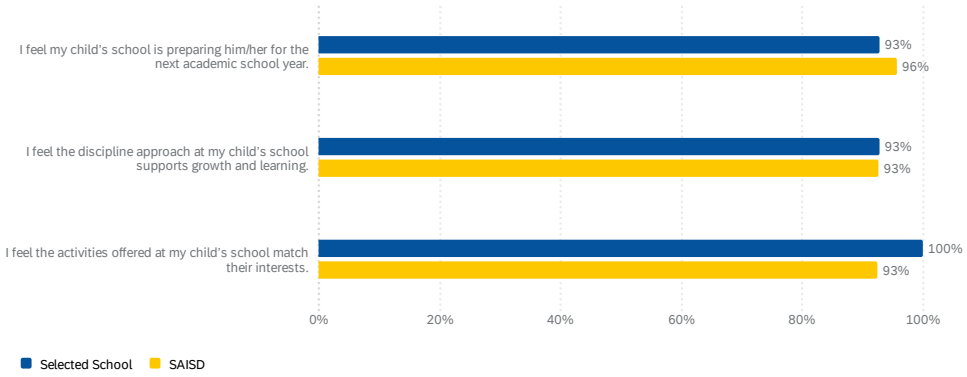

Percent Favorable by Question - Yearly

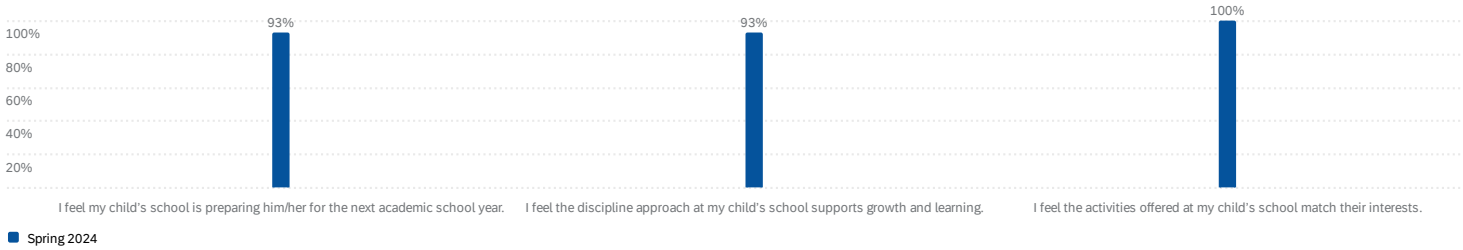

Question Breakdown (Selected year)

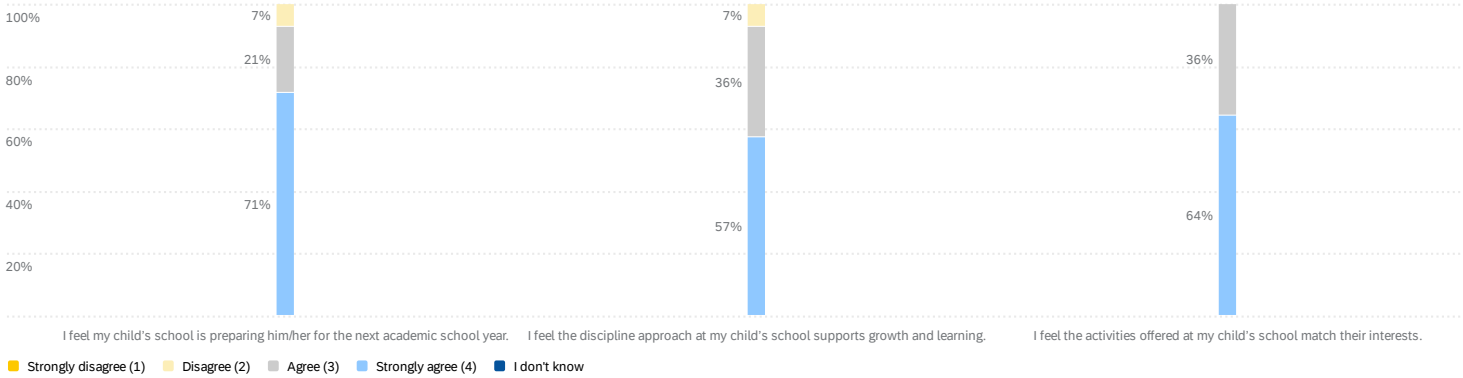

Filters | All Responses | Campus Name: All | Year: Spring 2024 | Embedded Data - SFR_CAMPUS_ID: 165

Family-School Relationships Survey

School Climate

Perceptions of the overall social and learning climate of the school.

Each survey question was scored on a scale of 1-4 with 4 being the most favorable answer and 1 being the least favorable (answers of "I don't know" were not included in the scoring). The charts below represent either the percent of favorable responses for the question/category or a breakdown of the percentage of families answering at each level.

School Climate

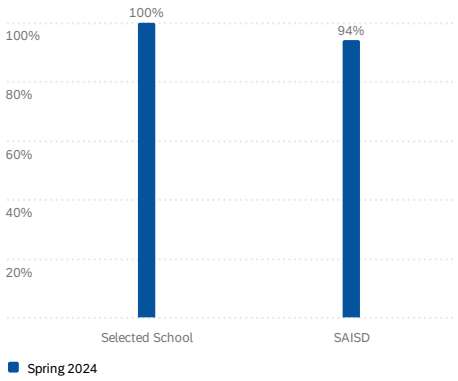

Percent Favorable by Question (Selected Year)

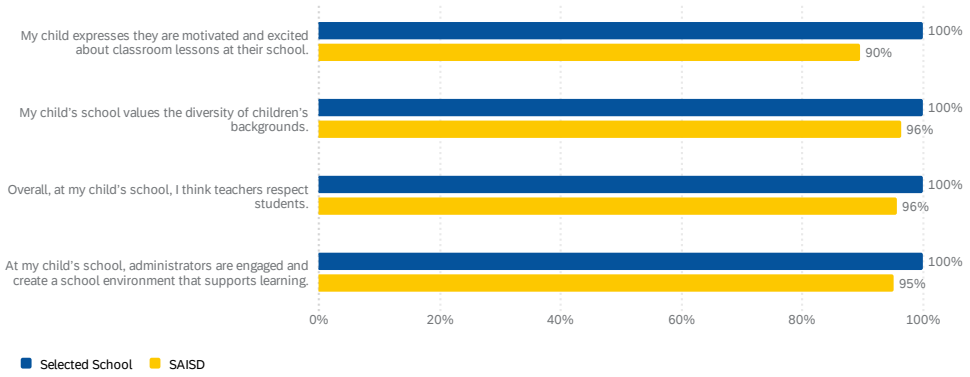

Percent Favorable by Question - Yearly

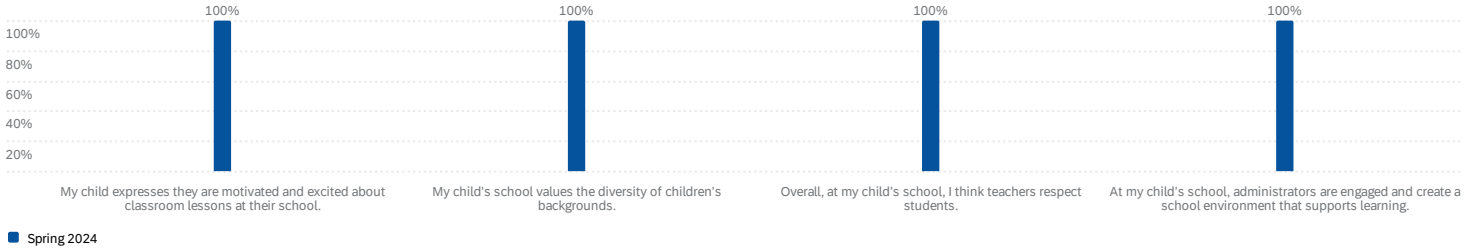

Question Breakdown (Selected year)

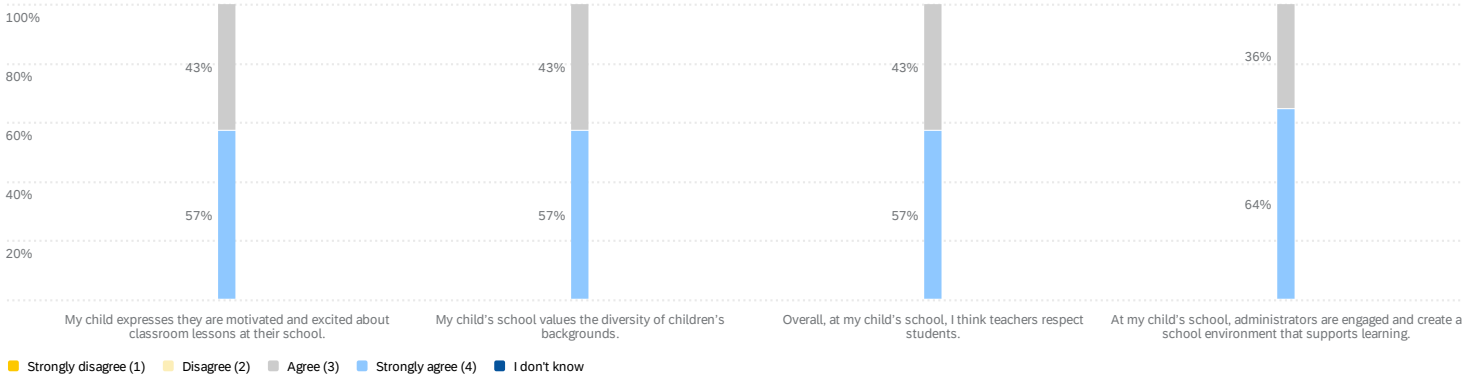

Filters | All Responses | Campus Name: All | Year: Spring 2024 | Embedded Data - SFR_CAMPUS_ID: 165

SAN ANTONIO INDEPENDENT SCHOOL DISTRICT

Family-School Relationships Survey

School Safety

Perceptions of student physical and psychological safety at school.

Each survey question was scored on a scale of 1-4 with 4 being the most favorable answer and 1 being the least favorable (answers of "I don't know" were not included in the scoring). The charts below represent either the percent of favorable responses for the question/category or a breakdown of the percentage of families answering at each level.

School Safety

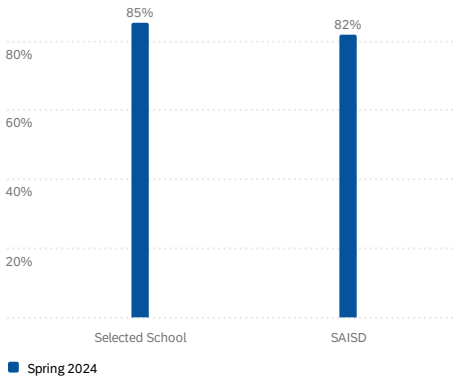

Percent Favorable by Question (Selected year)

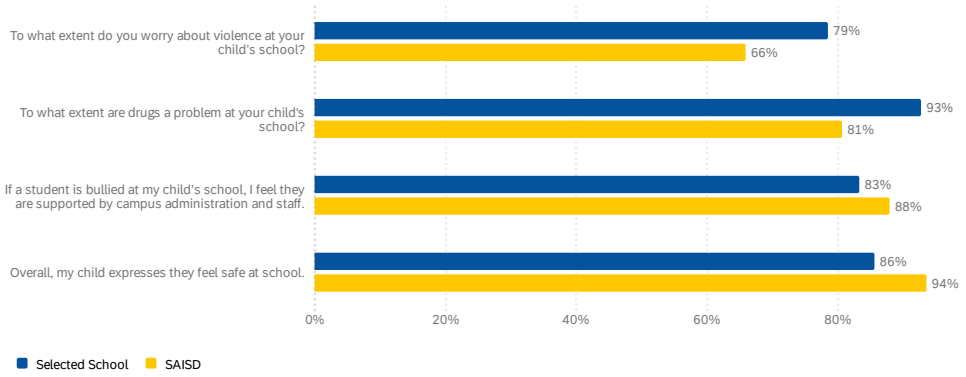

Percent Favorable by Question - Yearly

Question Breakdown (Selected Year)

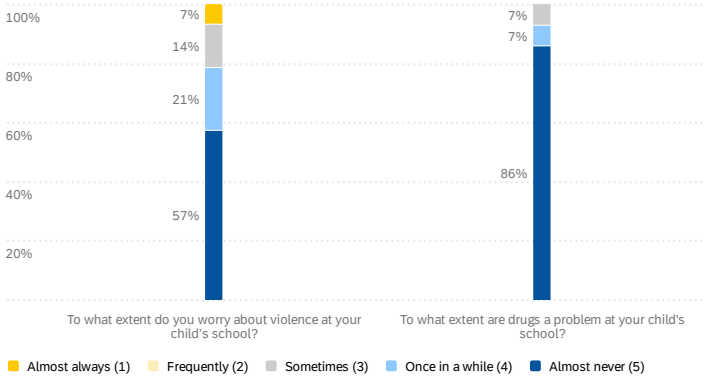

Question Breakdown (Selected Year)

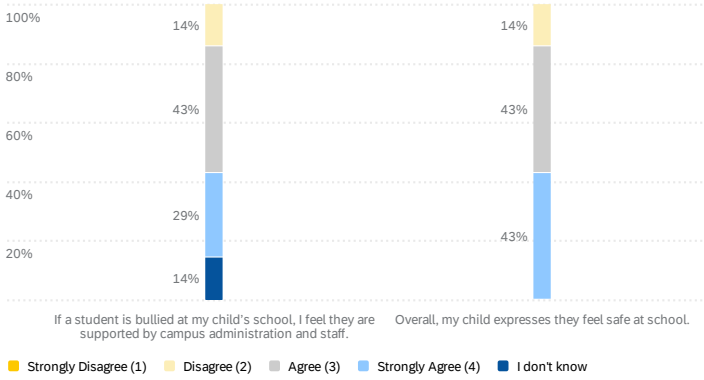

Filters | All Responses | Campus Name: All | Year: Spring 2024 | Embedded Data - SFR_CAMPUS_ID: 165

SAN ANTONIO INDEPENDENT SCHOOL DISTRICT

Family-School Relationships Survey

Family Efficacy

How confident families are with regard to key parenting skills.

Each survey question was scored on a scale of 1-4 with 4 being the most favorable answer and 1 being the least favorable (answers of "I don't know" were not included in the scoring). The charts below represent either the percent of favorable responses for the question/category or a breakdown of the percentage of families answering at each level.

Family Efficacy

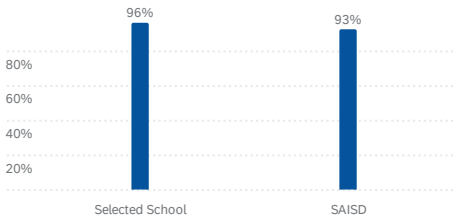

Percent Favorable by Question (Selected Year)

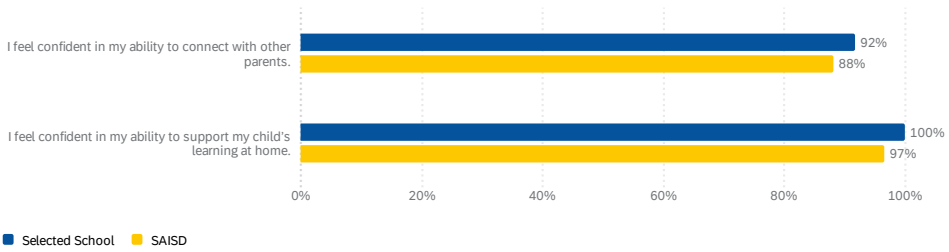

Percent Favorable by Question - Yearly



Question Breakdown (Selected Year)

Filters | All Responses | Campus Name: All | Year: Spring 2024 | Embedded Data - SFR_CAMPUS_ID: 165

Family-School Relationships Survey

Barriers to Engagement

Factors that can create challenges for families to interact with or become involved with their child's school.

The question below did not receive a score and is not included in percent favorable calculations.

Q1 - Which of the following issues is the biggest barrier to becoming involved with your child's current school? 12

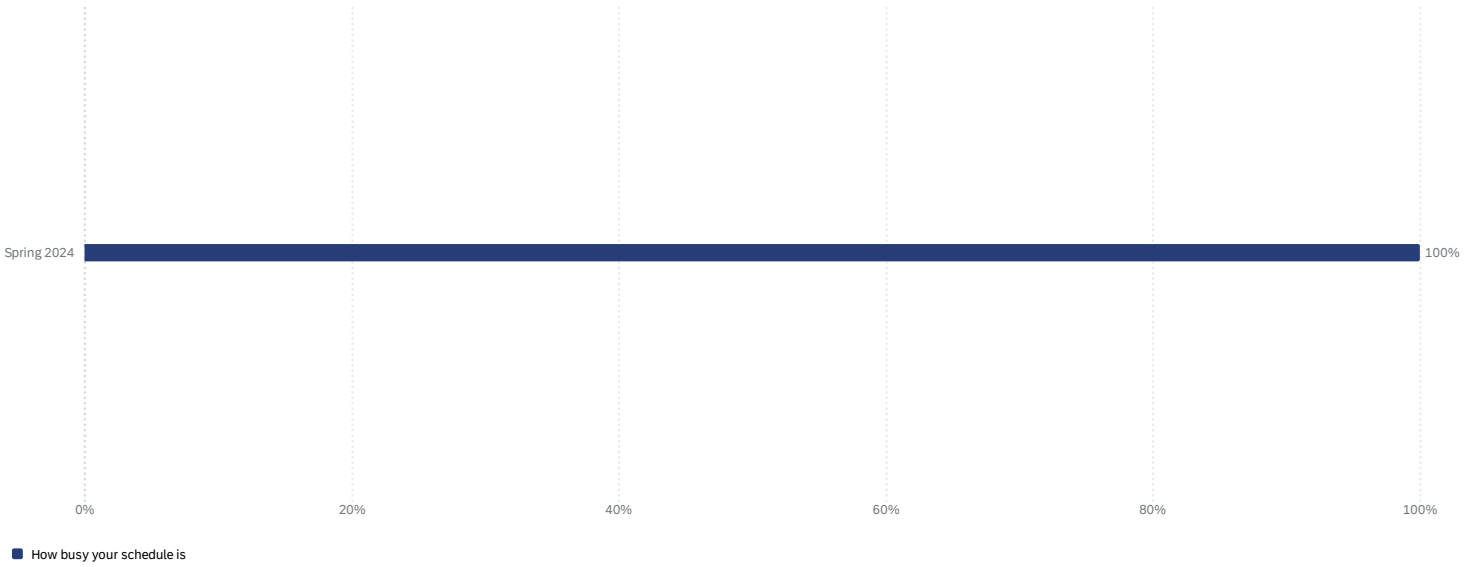

Filters | All Responses | Campus Name: All | Year: Spring 2024 | Embedded Data - SFR_CAMPUS_ID: 165 | Topic: All

SAN ANTONIO INDEPENDENT SCHOOL DISTRICT

Family-School Relationships Survey

Open Response Summary

If your child's school was impacted by rightsizing,
what do you hope to experience at your child's school in the upcoming school year?

Click on a topic below to view the related word cloud. Click the topic again to remove the filter. The question is not scored and is not included in percent favorable calculations.

Count of Responses by Topic 5

Topics	Percent	Count
Other - Happy with Current School	40%	2
Staffing	20%	1
Quality Academics	20%	1
Enrichment Activities	20%	1

5

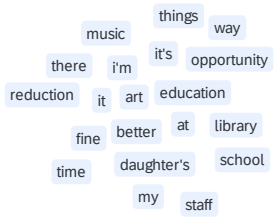

Filters | All Responses | Campus Name: All | Year: Spring 2024 | Embedded Data - SFR_CAMPUS_ID: 165 | Topic: All

SAN ANTONIO INDEPENDENT SCHOOL DISTRICT

Family-School Relationships Survey

Open Response Details

If your child's school was impacted by rightsizing,
what do you hope to experience at your child's school in the upcoming school year?

All Responses 5

Response	Topics
More opportunities for things like library time, art, and music.	Enrichment Activities
For me it's fine the way it is.	Other - Happy with Current School
I'm fine with it	Other - Happy with Current School
Better education	Quality Academics
At my daughter's school there is no staff reduction	Staffing